

Improving the Security of Image Manipulation Detection through One-and-a-half-class Multiple Classification

Mauro Barni, Ehsan Nowroozi and Benedetta Tondi
University of Siena, Italy
ehsan.nowroozi@diism.unisi.it

May 16, 2022

Abstract

Protecting image manipulation detectors against perfect knowledge attacks requires the adoption of detector architectures which are intrinsically difficult to attack. In this paper, we do so, by exploiting a recently proposed multiple-classifier architecture combining the improved security of 1-Class (1C) classification and the good performance ensured by conventional 2-Class (2C) classification in the absence of attacks. The architecture, also known as 1.5-Class (1.5C) classifier, consists of one 2C classifier and two 1C classifiers run in parallel followed by a final 1C classifier. In our system, the first three classifiers are implemented by means of Support Vector Machines (SVM) fed with SPAM features. The outputs of such classifiers are then processed by a final 1C SVM in charge of making the final decision. Particular care is taken to design a proper strategy to train the SVMs the 1.5C classifier relies on. This is a crucial task, due to the difficulty of training the two 1C classifiers at the front end of the system. We assessed the performance of the proposed solution with regard to three manipulation detection tasks, namely image resizing, contrast enhancement and median filtering. As a result the security improvement allowed by the 1.5C architecture with respect to a conventional 2C solution is confirmed, with a performance loss in the absence of attacks that remains at a negligible level.

1 Introduction

The development of secure image forensics tools, capable of granting good performance even in the presence of an adversary aiming at impeding a correct analysis is receiving increasing attention, due to the ease with which Counter-Forensics (CF) tools erasing the weak traces the image forensic analysis relies on can be designed [13]. This is even more the case with image forensics techniques based on Machine Learning (ML). In such a case, in fact, the adversary

can exploit the weakness of machine learning tools against intentional attacks as discussed in [16] and shown in [3] for the particular case of ML-based image forensic tools.

The kind of techniques the adversary can use to launch his attacks, and consequently the countermeasures the forensic analyst can rely on to combat them, depends heavily on the information that the adversary has about the to-be-attacked system [3]. By following [6], we say that we are in a Perfect Knowledge (PK) scenario, when the adversary has a complete information about the forensic algorithm under attack. In the case of techniques based on ML, this includes the exact knowledge of the ML model resulting from the training process.

In the PK case, very powerful CF attacks can be launched, which are capable of preventing a correct analysis while introducing a limited distortion into the attacked image. Designing effective anti-CF solutions in a PK setting is a difficult task, since in this scenario it is the attacker who plays the last move. The PK assumption, in fact, implies that the attacker is aware of any possible countermeasure adopted by the forensic analyst. The only solution in this case is to rely on image forensics techniques which are intrinsically more difficult to attack.

In this paper, we focus on image manipulation detection, a situation in which the forensic analysis aims at deciding whether a given image has been subject to a certain manipulation or not. In this case, the image forensic analysis boils down to a binary decision, according to which the image space is partitioned into two regions, corresponding, respectively, to pristine and manipulated images. The most classical approach to face with this problem in a ML setting, is to train the manipulation detector by presenting to it a number of images belonging to the two classes. The goal of the training process is to partition the image space in such a way that the training examples are classified correctly. The decision rule adopted by the detector must be designed in such a way to maintain good performance also when the detector is faced with new images that were not contained in the training set (that is the detector must have good generalization capabilities).

A problem with the approach described above is that the detector is forced to make a decision for one of the two classes of images even when it is faced with images whose characteristics are far away from those of the images seen during training, possibly because such images do not genuinely belong to any of the two classes. Suppose, for instance, that a classifier has been trained to distinguish between pristine images directly acquired by a photcamera with no further processing and median filtered images [32]. As long as the images fed to the classifier belong to one of the above classes, the classifier will provide a correct answer, based on the examples it has *seen* during training. However, if we ask the classifier to make a decision on an image with completely different characteristics, e.g. a line drawing, a cartoon, or a bilevel image, what would the classifier do? Very likely it would make a kind of random decision according to the way the partition of the image space optimised on the images of the training set is extended to regions of the image space for which no training example was

”The paper submitted to the An International Journal Multimedia Tools and Applications, Springer”

Corresponding author is Ehsan Nowroozi.

provided. In normal working conditions this may not be a problem, since one can assume that the classifier will never be asked to work in such abnormal conditions. In an adversarial setting, however, the presence of unpopulated regions of the image space can be exploited by the attacker to induce a classification error at a low price (image distortion). The above situation is depicted in Fig. 3(a), where a point of the red class is moved into an unpopulated part of the blue-decision region with a minimum effort.

When the goal of the adversary is a unidirectional one, that is, when the adversary aims at attacking only images belonging to one of the two classes, it is possible to cope with the problem outlined above by resorting to a 1-Class (1C) classifier [28]. In this case, the ML model is trained with images belonging to one class only, so to teach it to recognise if an image belongs to such a class or not. In this scenario, all other kinds of images will be classified as extraneous ones. The main difference between a conventional 2-Class (2C) classifier and a 1-class one, is that, in the latter case, the image space is partitioned into a closed region, containing the images belonging to the class used during training, and a complementary region with all the other images. As shown in Fig. 3(b), an attacker aiming at moving an image in the outside (red) region into the closed region characterising the images of the target class (blue region) can no more exploit the presence of unpopulated regions of the image space since such regions are - by default - assigned to the outer space.

Despite its attractiveness from a security point of view, the use of 1C classification has its own drawbacks, deriving from the fact that 1C classifiers do not exploit any knowledge about the images belonging to one of the two classes. By considering again the example of pristine and median filtered images, a 1C classifier could be trained by considering only pristine images, however, in this way it would not exploit any information about the particular traces left within an image by a median filter. As a result, the performance of 1C classifiers in the absence of attacks are expected to be lower than those obtainable by means of a 2C architecture.

In order to couple the superior accuracy achievable by 2C classifiers and the intrinsic security of 1C classifiers, Biggio et al. [5] has proposed a multiple classifier architecture which combines the advantages of both approaches. The proposed classifier, called one-and-a-half Class (1.5C) classifier, is therein applied to spam and malware detection.

In this paper, we propose a 1.5C architecture for image manipulation detection and assess its effectiveness in the presence of ad-hoc CF attacks in a PK scenario. More specifically, we consider three different kinds of manipulations: image resizing, median filtering, and contrast enhancement, and show how the 1.5C classifier can be designed in such a way to achieve good performance in the absence of attacks (comparable to those achieved by a standard 2-C classifier) while at the same time being more difficult to attack in a PK scenario, thus achieving a better security with respect to the 2C case. Particular care is paid to the training process, since training the 1.5C classifier turns out to be a difficult task due to the difficulty of training the 1C classifiers it consists of. The security

”The paper submitted to the An International Journal Multimedia Tools and Applications, Springer”

Corresponding author is Ehsan Nowroozi.

improvement allowed by the 1.5C architecture with respect to a conventional 2C solution is confirmed experimentally, with a performance loss in the absence of attacks that remains at a negligible level. The rest of the paper is organised as follows. In Section 2, we describe previous attempts to improve the security of image forensics analysis by resorting to 1C classification. Then, in Section 3, we introduce the proposed 1.5C classifier for image manipulation detection and describe the strategy we followed to train it. In Section 4, we describe the methodology we used to evaluate the effectiveness of the proposed system, while in Section 5, we present the corresponding experimental results. The paper ends in Section 6 where we summarise the main results of our research and suggest some directions for future works.

2 Prior art

The use of 1C classifiers is not novel in multimedia forensics and security-related applications. In [12], the authors resort to 1C classification for video forgery detection, in the attempt to devise a tool which works under challenging conditions, like those encountered in social networks. In particular, the authors resort to the use of an architecture based on *autoencoders* trained on pristine data. When used in this way, autoencoders behave as 1C classifiers, with a large reconstruction error between the input and output being interpreted as an anomaly, i.e. a forgery. More in general, one class modelling is popular for anomaly detection in many different applications, where a good statistical characterisation under abnormal condition is not available. As an example, we mention the problem of acoustic novelty detection [20] or the problem of detection of abnormal events in video sequences [14]. A method for adversarial anomaly detection, which exploits the combination of multiple 1C classifiers to increase the hardness of evasion attacks against intrusion detection systems is provided in [23].

1C classification has often been proposed as an alternative solution to conventional multi-class algorithms, that classify a sample based on a number of pre-defined categories, when an exhaustive list of such categories does not exist [17]. This problem is often referred to as classification in *open set* conditions. Open set problems have been studied in several image forensic and security-oriented applications, such as fingerprint spoof detection [25] source device attribution [10], and camera model identification [30, 4]. In [30], in particular, a combination of one-class and multi-class SVMs is used to simultaneously recognize the camera model among the models in a known set and, at the same time, identify outliers, acquired by unknown camera models.

More recently, 1C classifiers have been used in conjunction with generative adversarial models (GANs) to design detectors with work under the assumption that no or very few instances of malicious samples are available for training. This is the case in [31], where the problem of forgery detection of satellite imagery is addressed, and in [33], with regard to general fraud detection, e.g. in reputation systems.

”The paper submitted to the An International Journal Multimedia Tools and Applications, Springer”

Corresponding author is Ehsan Nowroozi.

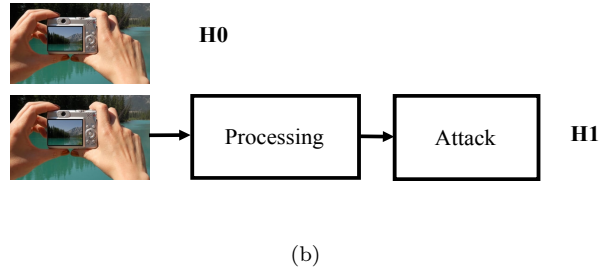
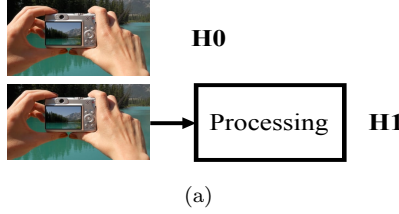


Figure 1: General manipulation detection task considered in this paper (a) and its adversarial version (b).

3 Proposed System

In this section, we first formalise the detection problem addressed in this paper, then we describe the 1.5C architecture originally proposed in [5] for pattern recognition applications, the choice of the feature set, and the methodology that we followed to train the 1.5C classifier.

The basic detection task addressed in this paper is schematised in Fig. 1(a).

Hypothesis H_0 corresponds to the case of pristine images produced by an acquisition device without any subsequent processing. H_1 corresponds to the case of processed or manipulated images. Fig. 1(b) depicts the case in which the same detection task is carried out in an adversarial setting, in the presence of an attacker aiming at impeding a correct detection. Specifically, we assume that the goal of the attacker is to avoid that the manipulation is detected, that is, the attacker’s goal is to induce a missed detection error. This kind of attack, usually referred to as an *integrity violation* attack [16], is the most common one in counter-forensics. In the sequel, we denote with P_{md} the probability of a missed detection error, namely the probability that a manipulated image is detected as a pristine image (also indicated as $P(H_0|H_1)$), and with P_{fa} the false alarm probability, that is the probability that a pristine image is detected as being manipulated (namely, $P(H_1|H_0)$).

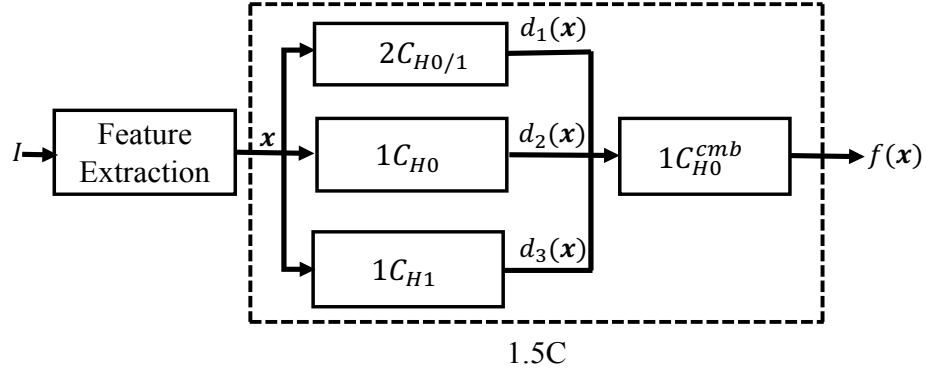


Figure 2: Architecture of the one-and-a-half class (1.5C) classifier adopted in this paper. I is the input image, while \mathbf{x} is the feature vector extracted from I .

3.1 Architecture of the One-and-a-half-class (1.5C) Classifier

The architecture of the one-and-a-half-class classifier adopted in this paper is depicted in Fig. 2. Given an image I , a feature vector $\mathbf{x}(I)$, or simply \mathbf{x} , is extracted and used to feed a multiple classifier whose first stage consists of the parallel application of three classifiers: a 2C classifier, trained with examples belonging to both classes (in our case, pristine and manipulated images) and two 1C classifiers, one trained with images belonging to the H_0 class (pristine images) and the other trained with images from the H_1 class (manipulated images). The outputs of these classifiers represent the input of a final 1C classifier, referred to as combination classifier. Since the goal of our work is to increase the security in the presence of integrity violation attacks, the final classifier is trained with pristine data.

We denote with $d_1(\mathbf{x})$, $d_2(\mathbf{x})$ and $d_3(\mathbf{x})$ the output respectively of the 2C, 1C trained on pristine images and 1C trained on manipulated images classifiers; $f(\mathbf{x})$ denotes the decision function of the downstream 1C combination classifier trained with pristine images. For ease of reference, in the sequel we indicate the above classifiers with the acronyms $2C_{H_0/1}$, $1C_{H_0}$, $1C_{H_1}$ and $1C_{H_0}^{cmb}$, as indicated in Fig. 2.

As discussed in the introduction, 2C classifiers are often capable of achieving high accuracy in the absence of attacks, however they do not generalize well to examples that were not properly represented in the training phase, thus easing the task of the adversary, that can exploit the presence of unexplored regions of the features space to carry out his attack. Such a situation is exemplified in part (a) of Fig. 3, where the attacker exploits the presence of empty regions to induce

”The paper submitted to the An International Journal Multimedia Tools and Applications, Springer”

Corresponding author is Ehsan Nowroozi.

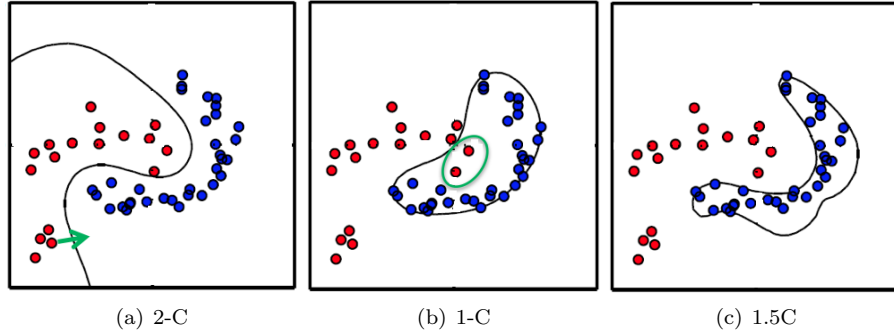


Figure 3: Pictorial representation of the decision regions for 2C, 1C and 1.5C classifiers. The performance of the 1.5C classifier are in line with those of the two class, while it is expected to be more robust under attacks.

a missed detection error. As a result, the 2C classifier may be easily attacked as shown for instance in [1, 21] in the case of image manipulation and forgery detection. On the other hand, by defining a closed region enclosing the samples from one class only (usually the H_0 class), 1C classifiers are intrinsically more robust against attacks, even if they may get worse performance in the absence of attacks. This can be seen in part (b) of Fig. 3, where moving a sample from the H_1 to the H_0 region requires a larger distortion, due to the closeness of the acceptance region for H_0 . Such an advantage comes at the price of a reduced accuracy in the absence of attacks, since the one class classifier is not able to properly shape the closed acceptance region given that it is trained only on examples generated under H_0 .

The goal of the 1.5C classifier is to simultaneously retain the advantages of 2C and 1C classification, as illustrated in part (c) of Fig. 3.

3.2 Implementation of 1.5C Detector and Choice of the Feature Set

The 1.5C architecture outlined in the previous section is a general one, and, in principle, can be implemented by resorting to any kind of 1C and 2C classifiers. In this work, we decided to implement all the classifiers the 1.5C classifier consists of by means of Support Vector Machines (SVMs). The main reason is the ease with which SVMs can be used to implement 1C classification. It goes without saying that the use of alternative architectures can be explored as a future research direction.

With regard to the choice of the feature set, we tried to balance between two opposite requirements. On one hand, the features have to be powerful enough to capture the different types of dependencies among neighbouring pixels in pristine and manipulated images. On the other hand, we want to keep the dimensionality of the feature set limited, so to make it possible to design the intermediate

and combination classifiers as SVMs, without resorting to more complicated architectures such as ensemble classifiers [18]. Specifically, we selected the Subtractive Pixel Adjacency Model (SPAM) feature set [24], originally proposed for steganalysis and extensively used in image forensic applications [29, 19]. The SPAM features are extracted as follows: first, the first-order residuals in all the directions (horizontal, vertical, diagonal) and orientations (left to right and right to left, up to down and down to up) are computed $\{\leftarrow, \rightarrow, \uparrow, \downarrow, \nearrow, \searrow, \swarrow, \nwarrow\}$; for instance, for the horizontal left to right direction we have $D_{i,j}^{\rightarrow} = I_{i,j} - I_{i,j+1}$. Then, the residual values are truncated at T (by default, $T = 3$); finally, the second-order co-occurrences of the truncated residuals are computed. The number of features is reduced by exploiting the symmetries so that the dimension of the final feature vector is equal to 686. We refer to [24] for the details of the feature computation procedure. SPAM features are designed for grayscale images; when working with color images, they can be extracted from the luminance channel.

3.3 Training the 1.5C Classifier

In this section, we describe the strategy we have adopted to train the intermediate and the combination classifiers. In general, training the 1.5C classifier is not easy, especially when the detection task is not straightforward, as it is often the case in image forensic applications. The difficulties are mainly associated to the one-class classifiers which are difficult to train and may not achieve good classification performance in many cases. The four classifiers of the 1.5C system are all SVMs whose hyper-parameters are determined by means of a preliminary internal validation phase. Let (x_i, y_i) be the training pair for image i , where $x_i \in \mathbb{R}^r$ denotes the feature vector of dimensionality r and y_i denotes the class label associated to the image.

For a general intermediate SVM (hereafter indicated by the index $j \in \{2C_{H_0/1}, 1C_{H_0}, 1C_{H_1}\}$), the decision function $d_j(x)$ learned by the classifier is expressed as:

$$d_j(x) = \sum_{i=1}^n y_i \alpha_{j,i} K_j(x_i, x) + b_j \quad (1)$$

where n is the number of training images, $K_j(x_i, x)$ is the kernel function of the SVM, b_j is the bias term, and α_j is a vector of scalars with $0 \leq \alpha_{j,i} \leq C_j$ where C_j is the cost term, that is, the penalty parameter of the error term (over the training set) of the SVM optimization problem [7]. In our case, x_i is the SPAM feature vector of the i -th image; then, $r = 686$ and $x_i \in \mathbb{R}^{686}$. For the $2C_{H_0/1}$ SVM, we set $y_i = 1$ for the images from the manipulated class and $y_i = 0$ for the pristine ones. For the 1C SVMs ($1C_{H_0}$, $1C_{H_1}$, and $1C_{H_0}^{cmb}$) instead, the training is unlabeled, that is, the SVMs are trained with (x_i) only, and the decision function is given by (1) with $y_i = 1, \forall i$ [26]. In this work, we adopt an RBF (Radial Basis Function) kernel for the SVMs, that is, $K_j(x_i, x) = \exp(-\gamma_j \|x_i - x\|^2)$, where γ_j determines the width of the Gaussian kernel.

"The paper submitted to the An International Journal Multimedia Tools and Applications, Springer"

Corresponding author is Ehsan Nowroozi.

In a similar way, the decision function of the final combination classifier ($1C_{H_0}^{cmb}$) is expressed by,

$$f(x) = \sum_{i=1}^n \alpha_{f,i} K_f(\mathbf{d}(x_i), \mathbf{d}(x)) + b_f \quad (2)$$

where $\mathbf{d}(x) = (d_1(x), d_2(x), d_3(x))$ is the vector of the soft outputs of the intermediate classifiers ($\mathbf{d}(x) \in \mathbb{R}^3$) when the input feature vector is x , $0 \leq \alpha_{f,i} \leq C_f$ and C_f is the cost term. The kernel K_f is again an RBF with parameter γ_f . The best parameters γ_j^* and C_j^* (and γ_f^* and C_f^*) of the classifiers, often referred to as hyper-parameters or internal parameters, are determined during the validation phase.

Some observations are in order. In a 2C SVM, the parameter C rules the tradeoff between the margin of the separating hyperplane in the higher dimensional space (the transformation of the input x to the higher-dimensional space defines the kernel [7]) and the misclassification of the training points. A large C means that getting all the training points classified correctly, and then a smaller margin, is preferable, even if this goes with the risk of data overfitting. For 1C SVMs, according to the formulation by Schölkopf et al. [27], the selection of the hyper-parameters is conventionally carried out by considering γ and $\nu = 1/C$ (rather than γ and C), where ν determines the margin of the decision region in the higher-dimensional space. More specifically, the parameter ν sets an upper bound on the fraction of errors, i.e., training samples being misclassified [26] (for instance, by setting $\nu = 0.05$, at most 5% of the training samples are allowed to be wrongly classified).

The most important parameter for both 2C and 1C SVMs in the case of RBF kernel is γ , which determines the width of the kernel and then determines how far the influence of a training sample reaches. Specifically, γ defines the inverse of the radius of influence: the smaller is γ , the fewer support vectors are selected and the decision region becomes more spherical. Essentially, γ regulates the tradeoff between capturing the complex shape of the data (large γ) and avoiding overfitting (small γ). If γ is too large, the radius of the area of influence of the support vectors includes *almost only* the support vector itself and no choice of the regularization terms C and ν is able to prevent overfitting.

3.3.1 Choice of the hyper-parameters of the intermediate classifiers

We optimized the hyper-parameters of $2C_{H_0/1}$ on the validation set by means of an exhaustive search. To do so, we first split the validation set into a training and test set. Then we trained the system for every choice of the parameters (C, γ) , then we chose the pair with the best test accuracy, that is the pair that minimizes $P_e = 0.5P_{fa} + 0.5P_{md}$. For better performance in terms of generalization capability, standard v -fold cross validation was also performed for every C and γ [22], that is, we repeated the process v times each time by splitting the set in a different way. The pair (C, γ) with the best average cross-validation accuracy was then selected and used for training the system on the

"The paper submitted to the An International Journal Multimedia Tools and Applications, Springer"

Corresponding author is Ehsan Nowroozi.

training set.

Similarly, for $1C_{H_0}$ and $1C_{H_1}$, we carried out an exhaustive search over both γ and ν to find the pair leading to the best accuracy. However, the 1C classifiers tend by construction to have poor performance with respect to the alternative class, i.e., the class of samples not used for training. Since we wish to avoid missed detection events (H_1 detected as H_0), in order to increase the security against integrity violation attacks, we validated the 1C SVMs by weighting differently the two kinds of error probabilities. Let α and β be the weights assigned to the probability of a false alarm and a missed detection, respectively. While for $2C_{H_{0/1}}$ we let $\alpha = \beta$, for the 1C classifiers we set $\alpha < \beta$ so that the classifiers are trained in such a way to minimize the error probability term $\alpha P_{fa} + \beta P_{md}$. This corresponds to consider a *relatively small* closed acceptance region for $1C_{H_0}$ and $1C_{H_0}^{emb}$, and a *relatively large* closed region for $1C_{H_1}$. The situation is illustrated in Fig. 4. According to the adversarial setup considered in our work (see scheme of Fig. 1(b)), in fact, the attacker aims at entering the pristine region, or equivalently, exiting the manipulated region; then, choosing α lower than β should improve the performance of the 1C classifiers in the presence of attacks. Obviously, a considerable unbalance between the two weights may imply worse performance in the absence of attacks. However, we verified that, thanks to the presence of $2C_{H_{0/1}}$, the overall robustness of the 1.5C classifier remains good even when α is much lower than β and then the 1C SVMs are designed by focusing more on the security performance, at the possible cost of a lower robustness.

4 Evaluation Methodology

The goal of the 1.5C detector is to combine the good performance of a 2C classifier in the absence of intentional attacks (robustness) and the improved security achieved by 1C classification (security). To prove that this is indeed the case, we will show that the 1.5C detector is more robust than the intermediate 1C classifiers and that attacking the 1.5C detector requires a larger distortion with respect to attacking the intermediate 2C classifier. In the next subsections, we describe the exact methodology we have followed for our tests, while the results we have got are presented and discussed in Section 5.

4.1 Goal of the Detectors

To assess the effectiveness of the 1.5C architecture, we focused on the detection of three different kinds of image manipulations, namely geometric transformation, filtering and contrast enhancement. Specifically, we considered the following three processing operations: resizing, median filtering and histogram equalization. With regard to resizing, we considered a bicubic interpolation and a resizing scaling factor (zooming factor) equal to 1.3. For median filtering, we set the window size to 3×3 , so to keep the visual degradation of the filtered image limited. Finally, for histogram equalization, we considered

”The paper submitted to the An International Journal Multimedia Tools and Applications, Springer”

Corresponding author is Ehsan Nowroozi.

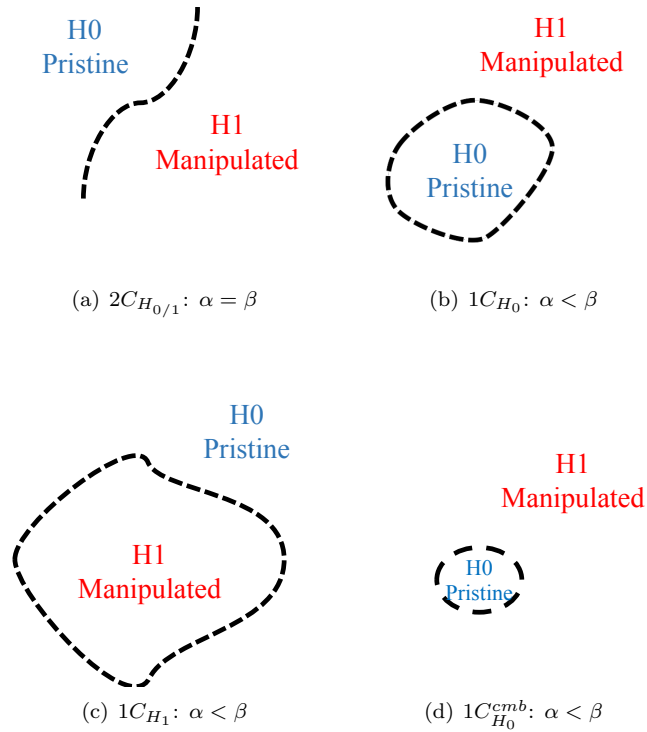


Figure 4: Pictorial representation of the decision regions of the classifiers composing the overall 1.5C detector. To get an advantage in terms of security, the 1C classifiers are designed by letting $\alpha < \beta$. As a consequence, the 1C classifiers trained on pristine images - (b) and (d)- will have smaller acceptance regions, whereas the 1C trained on manipulated images - (c) - will have quite a large acceptance region.

the Clip-Limited Adaptive Histogram Equalization (CL-AHE) algorithm [34]. With respect to standard Adaptive Histogram Equalization (AHE), CL-AHE does not over-amplify noise in relatively homogeneous regions as done by AHE, by clipping the histogram before computing the enhancement transformation. In our experiments, the clip-limit parameter was set to 0.05. When working with color images, the CL-AHE operator is applied to the luminance channel, precisely to the V channel (then, the image is converted from the RGB to the HSV color space). This is a commonly adopted strategy, since the straightforward application of CL-AHE to each color channel separately would unnaturally change the color balance and produce a visually unpleasant image. The same strategy is followed for the case of median filtering, which, once again, is applied to the luminance channel only (the V channel in our case). An example of a pristine image and the corresponding processed images is given in Fig. 5.

4.2 Datasets Creation

To produce the datasets for our experiments, we considered camera-native (uncompressed) images. The images of the dataset were used to training, validate and test the three intermediate classifiers ($2C_{H_0/1}$, $1C_{H_0}$, and $1C_{H_1}$). The set of images used for testing is further split to build the training and test set for the final combination classifier $1C_{H_0}^{cmb}$. More specifically, let us denote with S_V the set of images used for the internal validation of the hyper-parameters of the intermediate classifiers, with S_{Tr} the set used for training, and with S_T the set used for testing, see Fig. 6. The test set S_T is further split into three sets, namely S_T^v , S_T^{tr} and S_T^t , used, respectively, for internal validation, training and testing of $1C_{H_0}^{cmb}$. Since the dimensionality of the input feature vector of the downstream 1C is very low, corresponding to the three soft outputs of the intermediate classifiers ($\mathbf{d} \in \mathbb{R}^3$), the number of images in S_T^v , S_T^{tr} and S_T^t (and hence in S_T) does not need to be very large.

Starting from the above sets of images, no processing is applied to build the samples of the first class (H_0 - pristine images), see Fig. 1(a). For the second class (H_1), the samples are built by applying different processing operators, as detailed in Section 4.1.

4.3 Robustness Analysis

The robustness of the 1.5C detector is assessed by adopting the setup illustrated in Fig. 1(a). Therefore, the system is trained and tested under the same conditions, i.e., by assuming that there is no attack at test time.

The performance of the 1.5C system are measured over the test set S_T^t , i.e., the set used for testing the final 1C classifiers. The metric used is the Area Under Curve (AUC) of the ROC curve of the classifier. By comparing these results with those achieved by $2C_{H_0/1}$ (which is tested on the entire S_T set - see Fig. 6), we can compare the performance of the 1.5C architecture with respect to a conventional 2C classifier, and assess the - possible - drop of performance

”The paper submitted to the An International Journal Multimedia Tools and Applications, Springer”

Corresponding author is Ehsan Nowroozi.



(a) Pristine image

(b) Histogram equalized image (CL-AHE)



(c) Median filtered image



(d) Resized image

Figure 5: A visual comparison between a pristine image (H_0) and its manipulated versions (H_1), for the processing operators considered in this paper. The clip-limit parameter for the CL-AHE is 0.05; the windows size for the median filter is 3×3 ; resizing is applied with a zooming factor equal to 1.3.

”The paper submitted to the An International Journal Multimedia Tools and Applications, Springer”

Corresponding author is Ehsan Nowroozi.

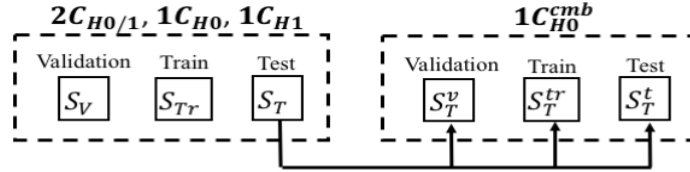


Figure 6: Datasets used for training and testing the classifiers of the 1.5C system. $\{S_T^v \cup S_T^{tr} \cup S_T^t\} \equiv S_T$.

experienced in the former case.¹ In general, 1C classifiers are known to have poor robustness in presence of post-processing, limiting their applicability in practice. To show that this is not the case with the overall 1.5C architecture, we also run some experiments to assess the robustness performance of the 1.5C classifier in the presence of noise addition and JPEG post-processing. Results confirm that, thanks to the presence of the intermediate 2C classifier, the 1.5C system performs much better than the intermediate 1C detectors in terms of robustness. For sake of simplicity, for these tests, we only considered the case of resizing detection. The exact results of our experiments will be detailed in Section 5.

4.4 Security Assessment

The security of the 1.5C classifier is assessed by evaluating the performance of the system under attacks (see Fig. 1(b)). These performance are compared against those achieved by $2C_{H_0/1}$, when tested under the same attack. The goal of this analysis is to validate the expectation that the 1.5C architecture offers a security advantage over 2C classification, in that attacking the system introduces a larger distortion into the attacked images.

To be more specific, we considered the following attack model:

Attacker’s Goal: the attacker wants to modify a manipulated (H_1) image in order to induce a missed detection event, i.e., in such a way to move the feature vector of the image into the region of pristine images (H_0 region).

Attacker’s knowledge: by relying on the terminology in [6], we focus on a Perfect Knowledge (PK) scenario, in which the attacker has a complete knowledge about the classifier. This corresponds to consider the most favourable case for the attacker.

Attacker’s capability: We focus on exploratory attacks [16], that is, attacks carried out at test time. The large majority of the counter-forensic meth-

¹We verified experimentally that the fact that the performance of 2C and 1.5C are not tested exactly on the same set does not affect the results.

ods proposed in the literature belong to this category.

In the above scenario, the attacker aims at inducing a missed detection error, by minimizing the distortion introduced into the image. It is worth stressing that, a targeted PK attack is always successful in causing a misclassification, i.e., it always enter the H_0 region. However, it is expected that attacking a more secure classifier will require a larger distortion.

Regarding the attack algorithm, we considered the gradient-based attack against SVM detectors described in [9]. The attack works by computing an approximation of the gradient of the SVM output with respect to the image pixels. The approximated gradient provides an approximation of the steepest descent direction of the decision function. Then, the step size (strength of the attack) is adjusted by controlling the percentage of modified pixels. If the image cannot be successfully attacked by modifying a maximum prescribed fraction of pixels, the modification is applied and the process is iterated. As opposed to other approaches, the attack proposed in [9] is directly carried out in the pixel domain and then it can be applied even when the relationship between the feature and the pixel domain is not invertible, as it is the case with the SPAM features considered in this paper. The implementation of the attack passes through the definition of a safety margin ρ [9], which determines how much the attack goes inside the acceptance region. By choosing a larger ρ (so to move the attacked image more deeply inside the H_0 region), the attack is more robust to perturbations of the decision boundary. This advantage goes at the price of a larger distortion introduced in the image

In order to compare the security of the 1.5C classifier with respect to the 2C one, we run the targeted attack in [9] against $2C_{H_0/1}$ and $1C_{H_0}^{cmb}$. The performance of the classifiers under attacks are assessed on a subset of images in \mathcal{S}_T^t , processed with median filtering, resizing and CL-AHE and then attacked by means of the attack described above.

5 Experimental Results

The camera-native (uncompressed) images used for our experiments were taken from the RAISE-8K dataset [11]. Specifically, a total amount of 7997 images were used, split as follows (see Fig. 6): 1000 images were selected to build the validation set \mathcal{S}_V , 5000 for the training set \mathcal{S}_{Tr} , and the remaining 1997 for \mathcal{S}_T . Then, the images in \mathcal{S}_T were further split to build the validation, training and test sets used for the combination classifier as follows: 300 images were used to build \mathcal{S}_T^v , 700 for \mathcal{S}_T^{tr} and the remaining 997 images to build \mathcal{S}_T^t . Note that a much lower number of images would be sufficient for testing the final SVM which is trained on just 3-dimensional input feature vectors. The images from every set were then processed to build the class of H_1 samples, whereas the unprocessed images were used to build the class of pristine images (H_0). For security assessment, the attack in [9] was applied to 100 images in the set \mathcal{S}_T^t belonging to the H_1 class. To speed up the feature extraction step and the

”The paper submitted to the An International Journal Multimedia Tools and Applications, Springer”

Corresponding author is Ehsan Nowroozi.

attacks, we sub-sampled the images from the RAISE8K dataset down to a size of 1072×770 without interpolation.

The Matlab environment was used to process the images and to design the classifiers of the 1.5C system. All SVMs were trained and tested by using the LibSVM library package [8]. We run our experiments on a system hardware Intel(R) Core i7-6700 CPU @ 3.40 GHz with four cores, and 32 GB of RAM.

5.1 Hyper-parameters Setting

As anticipated in Section 3.2, the SPAM features are extracted from the V channel, obtained by converting the image from the RGB to the HSV color space.

Regarding the weights assigned to the two types of error probabilities during the validations phase, we set $\alpha = 0.2$ ($\beta = 0.8$) for $1C_{H_0}$ and $1C_{H_1}$ and $\alpha = 0.1$ ($\beta = 0.9$) for $1C_{H_0}^{cmb}$. In making this choice of α and β , we verified that the system robustness is not affected too much by the use of heavily asymmetric weights. For validating the internal parameters of $2C_{H_0/1}$, we followed the standard exhaustive search method (known as grid-search) in the LibSVM library [8], which considers exponentially growing values for C and γ to identify the best parameters [15]. Specifically, we considered the following grid-search area: $C \in \{2^{-5}, 2^{-3}, \dots, 2^{15}\}$ and $\gamma \in \{2^{-15}, 2^{-13}, \dots, 2^3\}$ and performed a 5-fold cross validation (i.e. $\nu = 5$).

To set the hyper-parameters of $1C_{H_0}$, $1C_{H_1}$, and $1C_{H_0}^{cmb}$, we followed a similar strategy by taking $\nu, \gamma \in \{2^{-10}, 2^{-9}, \dots, 2^9, 2^{10}\}$. In addition, since the distribution of the samples used for internal parameter validation is very important to learn correctly the hyper-parameters of the 1-C SVMs, we used the entire training set to train the SVMs during the exhaustive search; then, the validation set was used only to perform testing in this phase and choose the pair (γ, ν) providing the best accuracy. To limit the computational burden, ν -fold cross validation was not performed in this case.

Table 1 shows the best hyper-parameters (C^*, γ^*) for $2C_{H_0/1}$ and (ν^*, γ^*) for the three 1C SVMs. From the tables, we see that, for the $1C_{H_0}^{cmb}$ SVM, the minimum values for the ν and γ parameters are selected, meaning that the SVM is able to get a low probability of erroneous classification of the training samples by relying on very few support vectors, hence minimizing the risk of overfitting.

5.2 Performance in the Absence of Attacks

The values of the decision functions of the four SVM classifiers over the test set are reported in Fig. 7 for the case of resizing detection. We see that $2C_{H_0/1}$ is able to tell apart pristine and manipulated images, obtaining perfect classification in the absence of attacks; moreover, the scatter plot shows that the clouds of points are very well separated. The two intermediate 1C SVMs also achieve high-accuracy, but the classification is not perfect. Finally, $1C_{H_0}^{cmb}$ achieves almost perfect classification, similarly to $2C_{H_0/1}$. For both $2C_{H_0/1}$ and $1C_{H_0}^{cmb}$,

”The paper submitted to the An International Journal Multimedia Tools and Applications, Springer”

Corresponding author is Ehsan Nowroozi.

Table 1: Hyper-parameters of the SVMs classifiers.

	$2C_{H_0/1}$	$1C_{H_0}$	$1C_{H_1}$	$1C_{H_0}^{cmb}$
Resizing	$C^* = 2^{11}$ $\gamma^* = 2^{-1}$	$\nu^* = 2^{-3}$ $\gamma^* = 2^9$	$\nu^* = 2^{-9}$ $\gamma^* = 2^7$	$\nu^* = 2^{-10}$ $\gamma^* = 2^{-10}$
Median filter	$C^* = 2^{11}$ $\gamma^* = 2^{-1}$	$\nu^* = 2^{-5}$ $\gamma^* = 2^7$	$\nu^* = 2^{-9}$ $\gamma^* = 2^6$	$\nu^* = 2^{-10}$ $\gamma^* = 2^{-10}$
CL-AHE	$C^* = 2^{11}$ $\gamma^* = 2^{-1}$	$\nu^* = 2^{-3}$ $\gamma^* = 2^9$	$\nu^* = 2^{-10}$ $\gamma^* = 2^7$	$\nu^* = 2^{-10}$ $\gamma^* = 2^{-10}$

Table 2: AUC values of all the classifiers for the three manipulation detection tasks. The performance of the 1.5C system are those reported for $1C_{H_0}^{cmb}$.

	$2C_{H_0/1}$	$1C_{H_0}$	$1C_{H_1}$	$1C_{H_0}^{cmb}$
Resizing	1	0.96	0.96	0.99
Median Filter	1	0.99	0.99	0.99
CL-AHE	1	0.95	0.97	0.99

the decision threshold is set to 0. Note that while for $2C_{H_0/1}$, $1C_{H_0}$ and $1C_{H_0}^{cmb}$, the label $y = 1$ is assigned to the images of the pristine class (H_0), for $1C_{H_1}$, $y = 1$ is assigned to the manipulated class (H_1), and that is why the scatter plots in Fig. 7(c) are reverted.

Very similar results were obtained for median filtering and CL-AHE. Table 2 shows the AUC values of the ROC curve for $2C_{H_0/1}$ and the 1.5C classifiers, as well as those of the intermediate 1C SVMs, for each detection task. We observe that by using $1C_{H_0}^{cmb}$, instead of $2C_{H_0/1}$, the performance drops very slightly in all the cases.

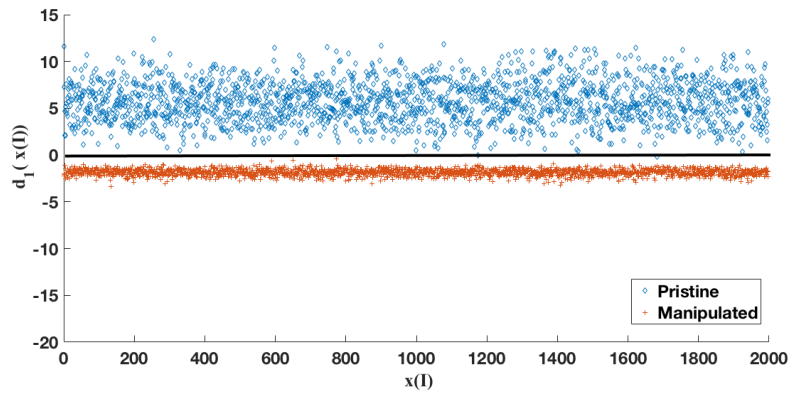
5.2.1 Robustness of the Classifiers

To assess the robustness of the 1.5C architecture compared to the 2C and the 1C detectors, we evaluated the performance of $2C_{H_0/1}$, $1C_{H_0}$, $1C_{H_1}$ and $1C_{H_0}^{cmb}$ in the presence of Gaussian noise with zero mean and variance $\sigma^2 = 5 \cdot 10^{-6}$, 10^{-5} , $1.5 \cdot 10^{-5}$ and $2 \cdot 10^{-5}$ (standard deviation ranging from $\sigma = 0.0022$ to $\sigma = 0.0045$), and in the presence of JPEG compression with Quality Factors (QF) 85, 90, 95, and 98. For the case of noise addition, the average Mean Square Error (MSE) introduced by the noise ranges from 0.3 to 1.

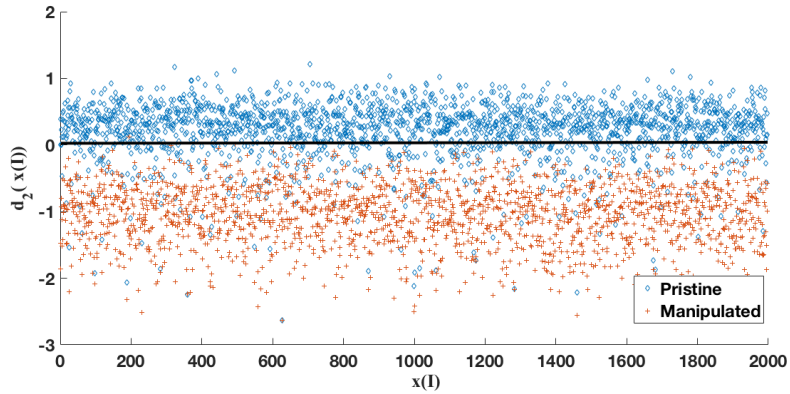
Tables 3 and 4 show the average accuracy of the tests on noisy images and JPEG compressed images respectively, for the resizing detection task. We see that while the performance of the 1Cs classifiers are significantly impaired by the post-processing, the 1.5C classifier is more robust and its performance remain comparable to those of the 2C detector.

"The paper submitted to the An International Journal Multimedia Tools and Applications, Springer"

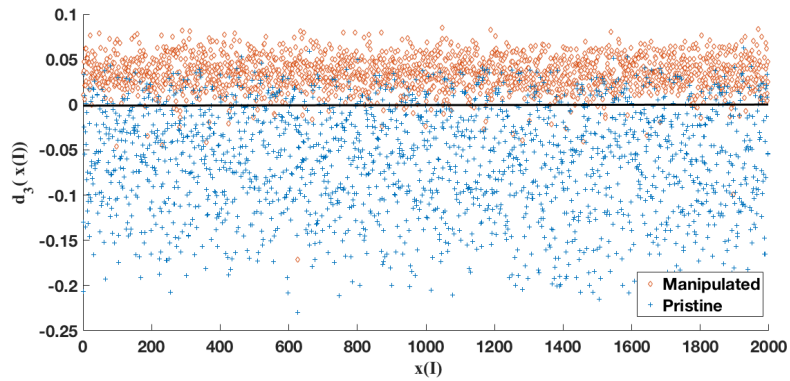
Corresponding author is Ehsan Nowroozi.



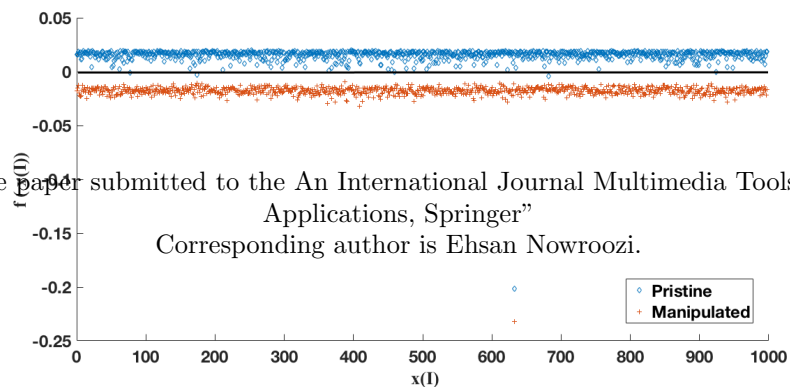
(a) $2C_{H_0/1}$



(b) $1C_{H_0}$



(c) $1C_{H_1}$



(d) $1C_{H_0}^{cmb}$

"The paper submitted to the An International Journal Multimedia Tools and Applications, Springer"
 Corresponding author is Ehsan Nowroozi.

Table 3: Robustness of the classifiers in the presence of JPEG compression (accuracy).

QF	$2C_{H_{0/1}}$	$1C_{H_0}$	$1C_{H_1}$	$1C_{H_0}^{cmb}$
85	0.90	0.71	0.83	0.88
90	0.94	0.75	0.87	0.93
95	0.98	0.82	0.90	0.97
98	0.99	0.87	0.91	0.99

Expectedly, if we consider a much larger noise (or a stronger compression), the performance of the classifiers drop. In order to design a classifier that works properly under these conditions, a possibility is to consider an aware classifier, which takes into account the possible presence of post-processing during the training phase, by including post-processed samples in the training set [1, 2]. This analysis is outside the scope of this paper, since here we are interested in validating the 1.5C architecture, so we leave it for a future work.

Table 4: Robustness of the classifiers under noise addition (accuracy).

Noise parameter	$2C_{H_{0/1}}$	$1C_{H_0}$	$1C_{H_1}$	$1C_{H_0}^{cmb}$
$5 \cdot 10^{-6}$	0.87	0.78	0.84	0.93
10^{-5}	0.84	0.79	0.85	0.92
$1.5 \cdot 10^{-5}$	0.79	0.80	0.87	0.89
$2 \cdot 10^{-5}$	0.74	0.82	0.89	0.83

5.3 Performance under Attacks

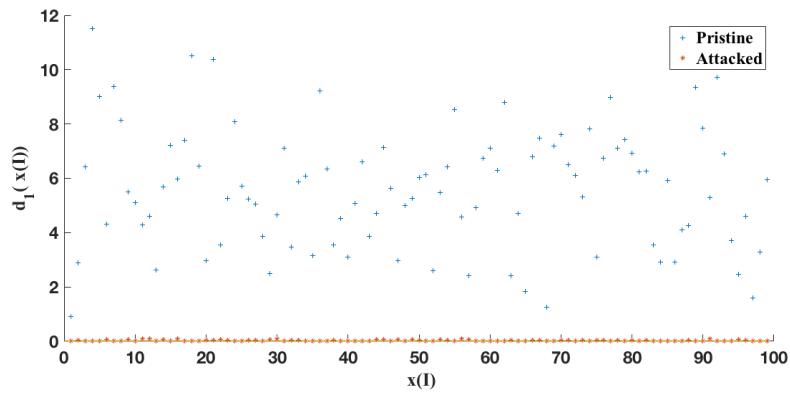
In this section, we assess the performance of $2C_{H_{0/1}}$ and the 1.5C classifiers in the presence of attacks [9]. In all the experiments, the safety margin ρ for the attack is set to 0.

5.3.1 Attack against $2C_{H_{0/1}}$

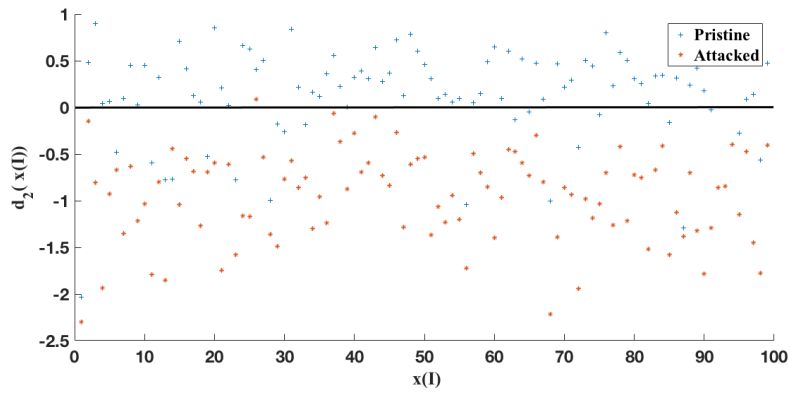
For each detection task, we first run the attack against $2C_{H_{0/1}}$. As expected, the attack is always successful in inducing an incorrect classification and 100% of the manipulated images are classified as pristine images after the attack. Moreover, all the images can be attacked in just one iteration of the algorithm in [9]. Fig. 8(a) shows the results for the case of resizing detection. Since we set $\rho = 0$, the attack stops as soon as the decision boundary is crossed.

The values of the decision function for the other SVMs of the 1.5C c classifier are shown in Fig. 8 (from 8(b) to 8(d))². From Fig. 8(d), we see that attacking

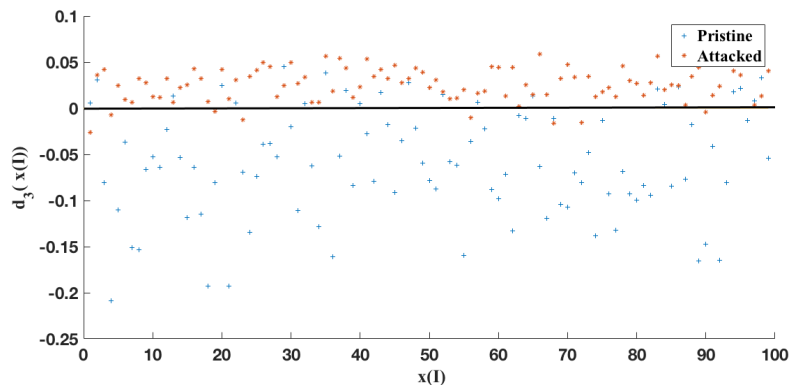
²Note that, while for $2C_{H_{0/1}}$, $1C_{H_0}$ and $1C_{H_0}^{cmb}$ the attack is successful when it brings



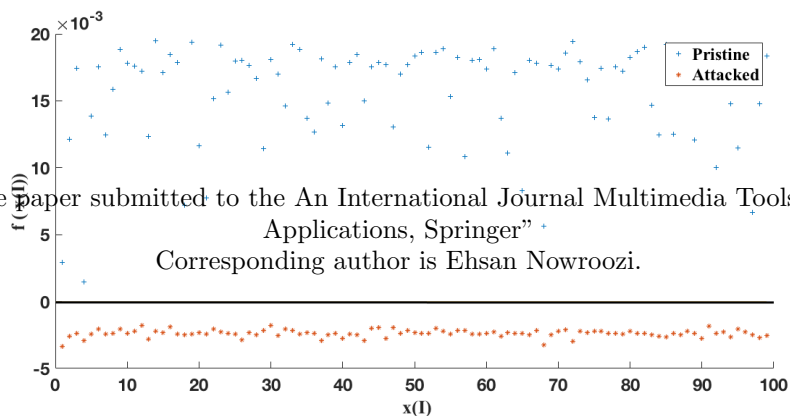
(a) $2C_{H_{0/1}}$



(b) $1C_{H_0}$



(c) $1C_{H_1}$



(d) $1C^{cmb}$

"The paper submitted to the An International Journal Multimedia Tools and Applications, Springer"
 Corresponding author is Ehsan Nowroozi.

Table 5: Percentage of misclassified attacked images. The attack is carried out against $2C_{H_0/1}$.

	$2C_{H_0/1}$	$1C_{H_0}$	$1C_{H_1}$	$1C_{H_0}^{cmb}$
Resizing	100%	1%	8%	0%
Median Filter	100%	4%	3%	0%
CL-AHE	100%	20%	12%	0%

Table 6: Percentage of misclassified attacked images. The attack is carried out against $1C_{H_0}^{cmb}$.

	$2C_{H_0/1}$	$1C_{H_0}$	$1C_{H_1}$	$1C_{H_0}^{cmb}$
Resizing	100%	1%	9%	100%
Median Filter	100%	20%	21%	100%
CL-AHE	100%	23%	14%	100%

$2C_{H_0/1}$ is not enough to fool the 1.5C classifier: the attacked samples in fact remain much below the decision threshold and the attack success rate is 0%. The success rate of all the attacks is reported in Table 5, where the percentage of misclassified attacked samples for the four SVMs is provided for the three detection tasks.

5.3.2 Attack against the 1.5C classifier

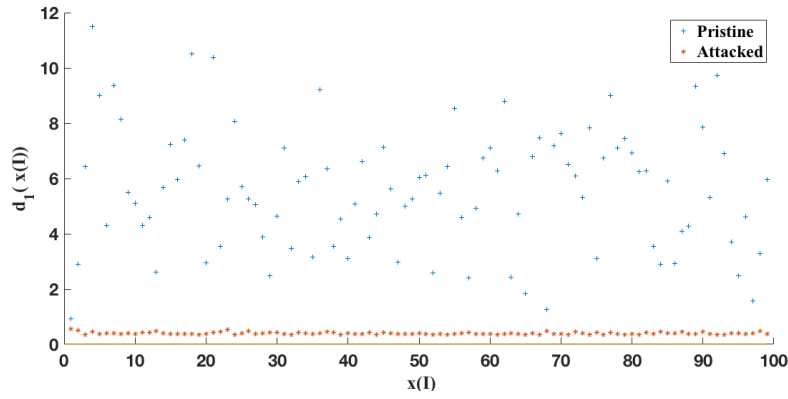
Figs. 9 shows what happens when the attack is carried out against the 1.5C classifier. In this case, most of the times, the attack requires more than one iteration to enter the H_0 region. The Fig. refers to the case of resizing detection, however, similar results are obtained for the other manipulations. We observe that the values of the decision function for $2C_{H_0/1}$ on the attacked samples lie above the 0 threshold, and then the attack against the 1.5C is also effective against $2C_{H_0/1}$. Moreover, we see that the attack is not much effective against $1C_{H_0}$, and quite ineffective against $1C_{H_1}$, thus confirming that, thanks to the adoption of a closed acceptance region, the 1C classifiers are more difficult to attack. Accordingly, the attack is successful in inducing a wrong classification for the 1.5C, mainly because $2C_{H_0/1}$ fails to a strong extent. This suggests that, in order to be successful against the 1.5C detector, the attack has to introduce a larger distortion into the image.

The attack success rate against the four SVMs is reported in Table 6, for all the detection tasks. Table 7 compares the attack against $2C_{H_0/1}$ and the 1.5C detector in terms of MSE. Specifically, the MSE averaged on the 100 attacked images in \mathcal{S}_T^t is reported in the table for the two attacks. We see that, in

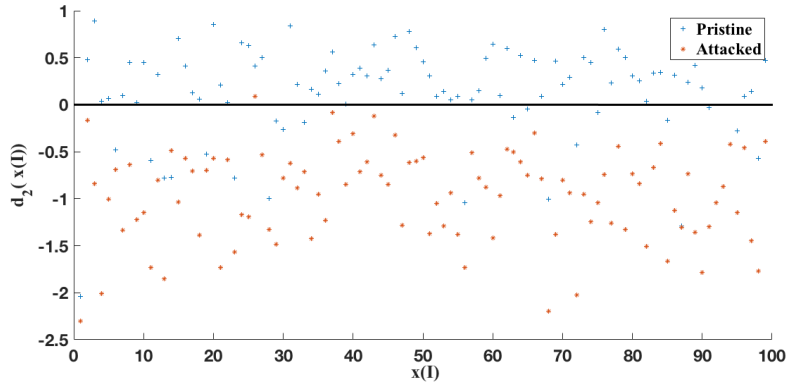
the pristine samples above the threshold, for $1C_{H_1}$, the goal of the attacker is to move the samples below the threshold.

”The paper submitted to the An International Journal Multimedia Tools and Applications, Springer”

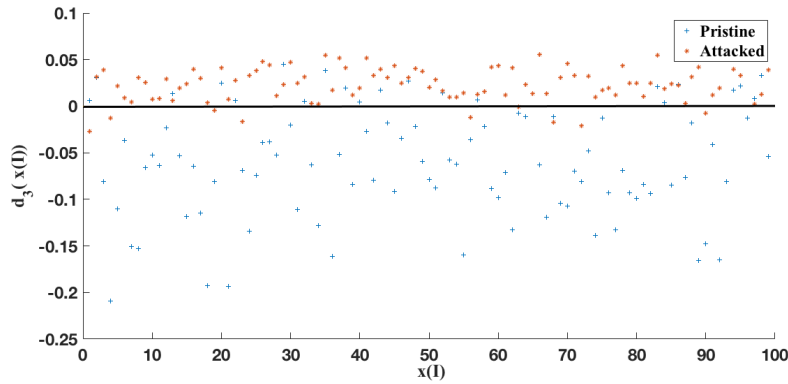
Corresponding author is Ehsan Nowroozi.



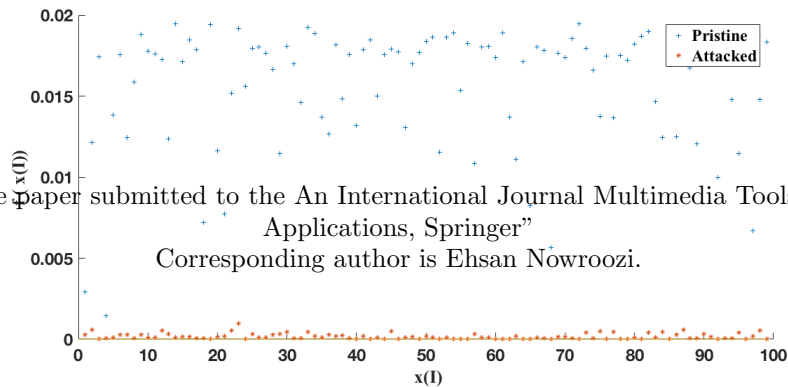
(a) $2C_{H_0/1}$



(b) $1C_{H_0}$



(c) $1C_{H_1}$



(d) $1C_{H_0}^{mb}$

"The paper submitted to the An International Journal Multimedia Tools and Applications, Springer"
 Corresponding author is Ehsan Nowroozi.

Table 7: Average MSE.

	Resize	Median Filter	CL-AHE
Attack against $2C_{H_0/1}$	0.10	0.22	0.27
Attack against $1C_{H_0}^{cmb}$	0.17	0.60	0.43

Table 8: Average percentage of pixels modified by the attack.

	Resize	Median Filter	CL-AHE
Attack against $2C_{H_0/1}$	9.5%	15.1%	12.3%
Attack against $1C_{H_0}^{cmb}$	13.4%	25.1%	15.1%

order to make the 1.5C classifier fail, the attacker must introduce a larger MSE with respect to the case in which the targeted classifier is $2C_{H_0/1}$: the average value of the MSE in the case of the attack against the 1.5C detector is more than twice that necessary for the case of resizing and contrast enhancement and almost double for the case of median filtering. The average percentage of pixels modified by the two attacks are reported in Table 8. The table confirms that, in order to be successful against the 1.5C classifier, the attacker has to modify a larger number of pixels.

6 Conclusions

In this paper, we have proposed to use a multiple classifier architecture, referred to as 1.5C classifier, to mitigate the damage made by an attacker with perfect knowledge acting against an image manipulation detector. In such a situation, the only possible defence for the analyst is to use a detector which is intrinsically more difficult to attack. This is the case of 1C classifiers, which, however, have the drawback of achieving inferior performance with respect to more conventional 2C classifiers. By properly combining one 2C classifier and three 1C classifiers, the adopted 1.5C classifier couples the advantages of 2C and 1C solutions, achieving a superior security while retaining the good performance of 2C classification in the absence of attacks. We implemented a particular instantiation of the proposed architecture by relying on four SVMs, and we trained it so to detect three kinds of image manipulations, namely median filtering, resizing and adaptive histogram equalization. The experimental analysis we carried out confirms that the 1.5C architecture is harder to attack than a 2C classifier with similar performance.

As possible directions for future works, we indicate the development of 1.5C solutions based on building blocks other than SVMs, for instance Convolutional Neural Networks (CNN) detectors or a mixture of CNNs and SVMs. The benefits achievable by training the 1.5C classifier with post-processed images so to improve its robustness against post-processing operators like noise addition,

”The paper submitted to the An International Journal Multimedia Tools and Applications, Springer”

Corresponding author is Ehsan Nowroozi.

dithering or JPEG compression are also worth being investigated. Eventually, it would be interesting to train an adversary-aware 1.5C classifier, by including in the training phase some examples of attacked images.

Acknowledgments

This work was supported partially by Defense Advanced Research Projects Agency (DARPA) and Air Force Research Laboratory (AFRL) under the research grant number FA8750-16-2-0173. The United States Government is certified to reproduce and distribute reprints for Governmental objectives notwithstanding any copyright notation thereon. The views and conclusions consist of herein are those of the authors and should not be explained as necessarily representing the official policies or authorization, either expressed or implied, DARPA and AFRL or U.S. Government.

References

- [1] M. Barni, Z. Chen, and B. Tondi. Adversary-aware, data-driven detection of double jpeg compression: How to make counter-forensics harder. In *2016 IEEE International Workshop on Information Forensics and Security (WIFS)*, pages 1–6, Dec 2016.
- [2] M. Barni, E. Nowroozi, and B. Tondi. Higher-order, adversary-aware, double jpeg-detection via selected training on attacked samples. In *2017 25th European Signal Processing Conference (EUSIPCO)*, pages 281–285, Aug 2017.
- [3] Mauro Barni, Matthew C Stamm, and Benedetta Tondi. Adversarial multimedia forensics: Overview and challenges ahead. In *2018 26th European Signal Processing Conference (EUSIPCO)*, pages 962–966. IEEE, 2018.
- [4] Belhassen Bayar and Matthew C. Stamm. Towards open set camera model identification using a deep learning framework. pages 2007–2011, 04 2018.
- [5] Battista Biggio, Iginio Corona, Zhi-Min He, Patrick P. K. Chan, Giorgio Giacinto, Daniel S. Yeung, and Fabio Roli. One-and-a-half-class multiple classifier systems for secure learning against evasion attacks at test time. In Friedhelm Schwenker, Fabio Roli, and Josef Kittler, editors, *Multiple Classifier Systems*, pages 168–180, Cham, 2015. Springer International Publishing.
- [6] Battista Biggio, Iginio Corona, Davide Maiorca, Blaine Nelson, Nedim Šrndić, Pavel Laskov, Giorgio Giacinto, and Fabio Roli. Evasion attacks against machine learning at test time. In Hendrik Blockeel, Kristian Kersting, Siegfried Nijssen, and Filip Železný, editors, *Machine Learning and Knowledge Discovery in Databases*, pages 387–402, Berlin, Heidelberg, 2013. Springer Berlin Heidelberg.

”The paper submitted to the An International Journal Multimedia Tools and Applications, Springer”

Corresponding author is Ehsan Nowroozi.

-
- [7] Bernhard E Boser, Isabelle M Guyon, and Vladimir N Vapnik. A training algorithm for optimal margin classifiers. In *Proceedings of the fifth annual workshop on Computational learning theory*, pages 144–152. ACM, 1992.
- [8] Chih-Chung Chang and Chih-Jen Lin. Libsvm: A library for support vector machines. *ACM Trans. Intell. Syst. Technol.*, 2(3):27:1–27:27, May 2011.
- [9] Z. Chen, B. Tondi, X. Li, R. Ni, Y. Zhao, and M. Barni. A gradient-based pixel-domain attack against svm detection of global image manipulations. In *2017 IEEE Workshop on Information Forensics and Security (WIFS)*, pages 1–6, Dec 2017.
- [10] F. d. O. Costa, M. Eckmann, W. J. Scheirer, and A. Rocha. Open set source camera attribution. In *2012 25th SIBGRAPI Conference on Graphics, Patterns and Images*, pages 71–78, Aug 2012.
- [11] Duc-Tien Dang-Nguyen, Cecilia Pasquini, Valentina Conotter, and Giulia Boato. Raise: A raw images dataset for digital image forensics. In *Proceedings of the 6th ACM Multimedia Systems Conference, MMSys '15*, pages 219–224, New York, NY, USA, 2015. ACM.
- [12] Dario D’Avino, Davide Cozzolino, Giovanni Poggi, and Luisa Verdoliva. Autoencoder with recurrent neural networks for video forgery detection. *Electronic Imaging*, 2017(7):92–99, 2017.
- [13] T. Gloe, M. Kirchner, A. Winkler, and R. Bohme. Can we trust digital image forensics? In *ACM Multimedia 2007, Augsburg, Germany*, pages 78–86, September 2007.
- [14] Mahmudul Hasan, Jonghyun Choi, Jan Neumann, Amit K Roy-Chowdhury, and Larry S Davis. Learning temporal regularity in video sequences. In *Proceedings of the IEEE Conference on Computer Vision and Pattern Recognition*, pages 733–742, 2016.
- [15] Chih-Wei Hsu, Chih-Chung Chang, Chih-Jen Lin, et al. A practical guide to support vector classification. 2003.
- [16] Ling Huang, Anthony D Joseph, Blaine Nelson, Benjamin IP Rubinstein, and JD Tygar. Adversarial machine learning. pages 43–58, 2011.
- [17] Shehroz S. Khan and Michael G. Madden. A survey of recent trends in one class classification. In *Proceedings of the 20th Irish Conference on Artificial Intelligence and Cognitive Science, AICS’09*, pages 188–197, Berlin, Heidelberg, 2010. Springer-Verlag.
- [18] Jan Kodovsky, Jessica Fridrich, and Vojtěch Holub. Ensemble classifiers for steganalysis of digital media. *IEEE Transactions on Information Forensics and Security*, 7(2):432–444, 2012.

”The paper submitted to the An International Journal Multimedia Tools and Applications, Springer”

Corresponding author is Ehsan Nowroozi.

- [19] Haodong Li, Weiqi Luo, Xiaoqing Qiu, and Jiwu Huang. Identification of various image operations using residual-based features. *IEEE Transactions on Circuits and Systems for Video Technology*, 28(1):31–45, 2018.
- [20] E. Marchi, F. Vesperini, F. Eyben, S. Squartini, and B. Schuller. A novel approach for automatic acoustic novelty detection using a denoising autoencoder with bidirectional lstm neural networks. In *2015 IEEE International Conference on Acoustics, Speech and Signal Processing (ICASSP)*, pages 1996–2000, April 2015.
- [21] Francesco Marra, Giovanni Poggi, Fabio Roli, Carlo Sansone, and Luisa Verdoliva. Counter-forensics in machine learning based forgery detection. In *Media Watermarking, Security, and Forensics 2015*, volume 9409, page 94090L. International Society for Optics and Photonics, 2015.
- [22] Douglas C Montgomery. *Design and analysis of experiments*. John wiley & sons, 2017.
- [23] R. Perdisci, G. Gu, and W. Lee. Using an ensemble of one-class svm classifiers to harden payload-based anomaly detection systems. In *Sixth International Conference on Data Mining (ICDM'06)*, pages 488–498, Dec 2006.
- [24] T. Pevny, P. Bas, and J. Fridrich. Steganalysis by subtractive pixel adjacency matrix. *IEEE Transactions on Information Forensics and Security*, 5(2):215–224, June 2010.
- [25] A. Rattani, W. J. Scheirer, and A. Ross. Open set fingerprint spoof detection across novel fabrication materials. *IEEE Transactions on Information Forensics and Security*, 10(11):2447–2460, Nov 2015.
- [26] Bernhard Schölkopf, John C. Platt, John C. Shawe-Taylor, Alex J. Smola, and Robert C. Williamson. Estimating the support of a high-dimensional distribution. *Neural Comput.*, 13(7):1443–1471, July 2001.
- [27] Bernhard Schölkopf, Alex J. Smola, Robert C. Williamson, and Peter L. Bartlett. New support vector algorithms. *Neural Comput.*, 12(5):1207–1245, May 2000.
- [28] David M. J. Tax and Robert P. W. Duin. Uniform object generation for optimizing one-class classifiers. *J. Mach. Learn. Res.*, 2:155–173, March 2002.
- [29] Luisa Verdoliva, Davide Cozzolino, and Giovanni Poggi. A feature-based approach for image tampering detection and localization. In *2014 IEEE International Workshop on Information Forensics and Security (WIFS)*, pages 149–154. IEEE, 2014.

”The paper submitted to the An International Journal Multimedia Tools and Applications, Springer”

Corresponding author is Ehsan Nowroozi.

-
- [30] Bo Wang, Xiangwei Kong, and Xingang You. Source camera identification using support vector machines. In Gilbert Peterson and Sujeet Shenoi, editors, *Advances in Digital Forensics V*, pages 107–118, Berlin, Heidelberg, 2009. Springer Berlin Heidelberg.
- [31] Sri Kalyan Yarlagadda, David Güera, Paolo Bestagini, Fengqing Maggie Zhu, Stefano Tubaro, and Edward J Delp. Satellite image forgery detection and localization using gan and one-class classifier. *Electronic Imaging*, 2018(7):1–9, 2018.
- [32] Hai-Dong Yuan. Blind forensics of median filtering in digital images. *IEEE Transactions on Information Forensics and Security*, 6(4):1335–1345, 2011.
- [33] Panpan Zheng, Shuhan Yuan, Xintao Wu, Jun Li, and Aidong Lu. One-class adversarial nets for fraud detection. *arXiv preprint arXiv:1803.01798*, 2018.
- [34] Karel Zuiderveld. Graphics gems iv. chapter Contrast Limited Adaptive Histogram Equalization, pages 474–485. Academic Press Professional, Inc., San Diego, CA, USA, 1994.