

Flow and vorticity with varying chemical potential in relativistic heavy ion collisions

Abhisek Saha and Soma Sanyal

*School of Physics, University of Hyderabad,
Gachibowli, Hyderabad, India 500046*

Abstract

We study the vorticity patterns in relativistic heavy ion collisions with respect to the collision energy. The collision energy is related to the chemical potential used in the thermal - statistical models that assume approximate chemical equilibrium after the relativistic collision. We use the multiphase transport model (AMPT) to study the vorticity in the initial parton phase as well as the final hadronic phase of the relativistic heavy ion collision. Both the bulk viscosity and the shear viscosity are involved in the generation of the net vorticity in the plasma. These can also be expressed in terms of the baryon density and the chemical potential in hadron resonance gas models. We find that as the chemical potential increases, the vortices become weaker and larger in size. We also look at the elliptic flow as it is related to viscous effects in the final stages after the collision. Our results indicate that the bulk viscosity plays a greater role at higher chemical potential and lower collision energies. They also indicate that viscous hydrodynamic results from the hadron resonance gas model and the hybrid transport models compliment each other.

Keywords: Vorticity, RHIC, Chemical potential.

I. INTRODUCTION

The study of quark gluon plasma at various temperatures and baryon densities has shown remarkable progress in the past decade [1, 2]. The quark gluon plasma has been observed experimentally in relativistic heavy ion collisions [3]. Experimental results show that depending upon various factors the quark gluon plasma can behave as an ideal fluid. [4–6]. While the context of an ideal fluid has been applied successfully for Au + Au collisions at high energies, there is evidence that dissipative effects become more and more prevalent for lower collision energies [7]. The presence of collective flow dynamics has given rise to various theoretical and computational models. Hydrodynamic simulations have been developed to study transport coefficients close to the phase transition. It is still not clear though whether full thermal or chemical equilibrium can be achieved at all, in relativistic heavy ion collision. This has given rise to hybrid transport models. These combine many body dynamics with partonic and hadronic interactions as well important aspects of the phase transition dynamics.

Theoretically, the phase transition dynamics in the expanding fireball is described by a thermal-statistical model that assumes approximate chemical equilibrium. For a particular collision energy, these models are characterized by two important parameters, the temperature (T) and the chemical potential (μ_B). The baryon potential can be parametrized with respect to the collision energy for these models. Most of these models are based on the hadronic resonance gas model [8]. These models also discuss the shear stress and the bulk viscosity of the fluid after the phase transition. In the case of heavy ion collisions, the peripheral collisions result in a large angular momentum in the initial stages. This has led to studies of vorticity in heavy ion collisions. We know that the interaction of the shear stress and the bulk viscosity gives rise to the vorticity patterns in the fluid. According to the hadronic resonance gas (HRG) models, both the bulk viscosity as well as the shear viscosity depends on the chemical potential (or baryon density) of the plasma. Since both these quantities are responsible for forming vorticity patterns in a viscous fluid, we are interested in studying the effect of bulk viscosity on the vorticity patterns seen in the quark gluon plasma. We therefore do a systemic study of vorticity generated in the reaction (x-z) plane of heavy ion collisions at different collision energies. Different collision energies are related to the chemical potential and therefore the baryon density. We find that weak vorticity

is generated for lower collision energies while stronger vorticity profiles are seen for higher collision energies. We relate this to the chemical potential through the HRG models. Our choice of the reaction plane is based on the fact that the angular momentum and the vorticity along the y - direction is much greater than in the other directions. This has been shown in the literature before [9]. We have considered the standard coordinate system where the beam direction as \hat{z} axis, the impact parameter direction is \hat{x} axis, and the out-of-plane direction is \hat{y} axis.

For our study we use a publicly available simulation code, the AMPT code which is a multiphase transport model to generate the initial distribution of the particles [10]. We then use a grid based simulation to obtain the vorticity in the partonic phase as well as in the hadronic phase. We do this for various different collision energies keeping the rest of the parameters constant. On analysing the patterns of vorticity obtained at different energies we conclude that the bulk viscosity play a greater role at lower collision energies. Since we would also like to see the effect of shear viscosity, we also look at the elliptic flow. As is well known, the elliptic flow is related to the shear viscosity. We see that the elliptic flow does not show any strong changes for lower collision energies. Hence we conclude that it is the bulk viscous pressure which plays a dominant role in the generation of the vorticity patterns at lower collision energies. We hope that this investigation would lead to further studies into the vorticity patterns at lower collision energies. This may lead to better understanding of the transport properties of the quark gluon plasma at finite chemical potentials.

While vorticity helps us to study viscous properties of the fluid that is generated, it has also been speculated that they can give rise to various anomalous effects. The presence of a strong electromagnetic field in the background which can couple to parity or charge odd domains in the plasma can lead to anomalous transport phenomenon. This is known as the chiral magnetic effect (CME) [11]. Similar to this effect, one can also have so-called chiral vortical effect (CVE)[12], which is the vortical analog of CME and represents the generation of vector and axial currents along the vorticity. Recently, the measurements performed by the STAR Collaboration at RHIC [13] and the ALICE Collaboration at LHC [14] showed features consistent with these different effects. We are currently interested only in the viscous effects of the quark gluon plasma. We plan to look at the chiral effects at a later stage.

In section II we discuss the hadron resonance gas models and the relation between the

bulk viscosity and the shear viscosity to the baryon chemical potential (μ_B). In section III, we discuss dissipative hydrodynamics and vorticity in the reaction plane. In section IV, we describe our simulations and in Section V, we present the results and discuss the implications of our results. Finally we present our conclusions in section VI.

II. HADRON RESONANCE GAS MODELS

We begin by discussing the hadron resonance gas models. In hadron resonance gas models, the finite baryon density is usually represented by the baryon chemical potential of the hadron gas (μ_B). In these models, the thermodynamic potential is given by,

$$\log(Z, \beta, \mu_B) = \int dm (\rho_b(m) \log Z_b(\beta, \mu_B) + (\rho_f(m) \log Z_f(\beta, \mu_B))) \quad (1)$$

Here, the gas of hadrons occupy a volume V , at a temperature β^{-1} and chemical potential μ_B . Z_b and Z_f are the partition functions of bosons and fermions respectively with mass m , while ρ_b and ρ_f are the densities of the bosons and fermions respectively. These models show a remarkable agreement with lattice QCD results for low temperatures. These models have been used to estimate coefficients of bulk viscosity for strongly interacting matter. Bulk viscosity coefficient is an important parameter as it increases near the transition temperature. This has been observed in several models including the chiral perturbation theory [15], quasi particle models[16] as well as Nambu–Jona-Lasinio model[17]. The bulk viscosity also relates the momentum flux with a velocity gradient. We are therefore interested in the bulk viscosity of the fluid.

The other transport coefficient we are interested in is the shear viscosity. The coefficient of shear viscosity is also the most studied transport coefficient in relativistic heavy ion collisions. Since it is primarily responsible for the equilibration of the momentum anisotropy, it can be estimated from the elliptic flow velocity. As we are interested in vorticity patterns we also study the elliptic flow velocity at different collision energies. The elliptic flow velocity will reflect the change in the shear viscosity more than the bulk viscosity. This will help us to understand which of the two viscosities play a greater role in the vorticity seen in the quark gluon fluid.

In a recent work, Kadam and Mishra generalized the viscosity co-efficients of the hadron resonance gas model to include finite chemical potential effects. The bulk viscosity for such

models has been shown to be [18],

$$\Pi = 16P(\mu_B) - 7\mu_B\rho + \mu_B^2 \frac{\partial \rho}{\partial \mu_B} + (\mu_B \frac{\partial}{\partial \mu_B} - 2)m < \bar{q}q > \quad (2)$$

and the shear viscosity is given by,

$$\eta = \frac{5}{64\sqrt{8}r^2} \Sigma_i < |p| > \frac{n_i}{n} \quad (3)$$

Here n_i is the number density of the i th particle. The general flow pattern of a diffusive fluid generally depends on these two parameters.

Our proposition is that the vorticity patterns in the fluid will help us understand the role of bulk viscosity in the partonic fluid. As we have just seen in the previous discussion, according to the HRG (hadron resonance gas) models, the bulk viscosity is directly proportional to the baryon chemical potential. Hence it will increase as the chemical potential increases. That is not so for the shear viscosity. As has been shown by Kadam and Mishra [18], the shear viscosity decreases as chemical potential increases. So if we find the vorticity patterns for different baryon chemical potentials, we can check whether the bulk viscosity indeed increases for increasing baryon density.

For doing this we use the fact that the chemical potential on it's part is related to the collision energy. Based on the fact that all results on particle multiplicities are consistent with the assumption of chemical equilibrium in the final-state of the fireball that is produced, it is possible to parametrize the energy dependence of the baryon chemical potential by the relation [19],

$$\mu_B(\sqrt{s}) = \frac{d}{(1 + e\sqrt{s})} \quad (4)$$

with $d = 1.308 \pm 0.028 GeV$ and $e = 0.273 \pm 0.008 GeV^{-1}$. This parameterization is based on results obtained from different groups over a wide range of energies and therefore should be used with caution. However, it is an established parameterization of freeze-out conditions at different energies. Since we are not fitting any data using this equation hence we feel that the equation is sufficient for our purposes. Our motivation is to understand the role of viscous stress in generating the vorticity patterns in the partonic fluid. This will mostly involve a qualitative description of the relation between the collision energy and the baryon chemical potential rather than a quantitative one.

III. VORTICITY IN THE REACTION PLANE

In recent times due to the emergence of various experimental results at lower collision energies, dissipative hydrodynamics has received a great deal of attention [20]. It has been investigated using various simulation codes such as ECHO - QGP [21], VISHNU [4, 22] etc. In many cases, different kinds of vorticity have been defined and various aspects of dissipative dynamics have been studied. Here we shift gears and study the vorticity patterns with respect to the baryon density of the fluid formed in the collisions.

In classical hydrodynamics, vorticity is the curl of the velocity field \mathbf{v} . For an ideal fluid this net vorticity is a constant and moves with the fluid. The vorticity essentially captures the rotational motion of the fluid. For a viscous fluid, the rotational motion will also introduce viscous stress between the fluid layers. As there are no boundary conditions in the case of the heavy ion collisions, the local vorticity patterns will be formed due to the viscous stress in the layers of the rotating fluid. In different studies of vorticity, the fluid has been modelled by the moment of inertia tensor to account for the rotating mass. In other cases relativistic hydrodynamics have been used to define the vorticity. However in relativistic hydrodynamics vorticities can be defined in several ways [21]. We choose to study the classical vorticity and the kinematical vorticity for this case.

We would like to calculate the vorticity generated by the particles in the heavy ion collision based on their momentum. We do not invoke the moment of inertia tensor. One of the reasons for using the momentum to calculate the vorticity is the high Reynolds number of the system. As is well known the fluid during a heavy ion collision has a very high Reynolds number. In such cases the viscous stresses are relatively weak over most of the fluid. The action of the vorticity is then localized to thin layers of the rotating fluid. The momentum in the particles will give us this local vorticity. Vorticity is a three dimensional object defined by $\omega_i = \epsilon_{i,j,k} \frac{\partial v_k}{\partial x_j}$, but in several previous simulations it has been shown that the angular momentum in the out of plane direction (or the y - direction) is far greater than the angular momentum in the other directions. We initially calculate the vorticity at a particular collision energy for all three dimensions. We find that the vorticity component in the x and z directions are much smaller than the component in the y direction. So for all the other collision energies we only calculate the vorticity in the reaction plane. In the

reaction plane the classical vorticity is given by,

$$\omega_y = \omega_{xz} = \frac{1}{2}(\partial_z v_x - \partial_x v_z) \quad (5)$$

Here, v_x, v_y, v_z are the components of the velocity in the three directions and the factor $1/2$ is included to take care of the symmetrization. We have done the calculations for a classical vorticity even though the velocities are relativistic since there will be less fluctuations in the case of classical velocities. Moreover, it was shown in ref.[23], that the general nature of the results remain the same for the classical and the relativistic cases. Hence we do both the classical as well as the relativistic case.

In the relativistic case, the vorticity is given by,

$$\omega_{\mu\nu} = \frac{1}{2}(\partial_\nu u_\mu - \partial_\mu u_\nu) \quad (6)$$

where, $\partial_\mu = (\partial_0, \partial_x, \partial_y, \partial_z,)$ and $u_\mu = \gamma(1, -v_x, -v_y, -v_z)$. In the reaction plane, we would therefore have,

$$\omega_{xz} = \frac{1}{2}\gamma(\partial_z v_x - \partial_x v_z) + \frac{1}{2}(v_x \partial_z \gamma - v_z \partial_x \gamma) \quad (7)$$

Before we go into the details of the simulation and the results we would like to discuss in more detail about the relativistic vorticity. Due to the presence of the γ factor the relativistic vorticity is always greater than the classical vorticity [23]. Hence it is difficult to compare the magnitudes of the classical and relativistic vorticities. One may be able to compare them if they are weighted by certain factors as has been done in ref.[23]. For us though, it is the general pattern that is being compared so we do not multiply them by any weights. Since we do not have weighted averages, our numerical values turn out to be different from previously mentioned numerical values which have defined weighted vorticities. We also find that the average velocities that we have calculated are higher in the relativistic case. We will discuss them in more detail when we discuss the results.

The local vorticity depends on the velocity field at a particular instant and will evolve as the velocity field evolves. In general fluid dynamics the bulk viscosity (Π) is ignored and the shear viscosity (η) is considered to be a constant to simplify the Navier Stokes equation. That is not what happens here. An important concept that has not been taken into consideration in all the previous studies of vorticity in relativistic heavy ion collision is the concept of the dissipation function ϕ_μ . This function is difficult to define in this context however it is proportional to the bulk viscosity. An increase in the bulk viscosity will cause an increase

in the dissipation function. This means that there will be more dissipation in the velocity field. As the local vorticity will depend on the velocity field, at higher bulk viscosities the vorticities will be lower. The vorticity lines will also be far more spread out. The effect of dissipation will be reflected in the vorticity patterns at the different collision energies. Since the dissipation function itself cannot be plotted, we obtain the average vorticities and plot them with respect to the chemical potential.

IV. SIMULATIONS

For our initial condition, we use the publicly available multiphase transport model, also known as the AMPT model [10]. This is an hybrid type of transport model. The initial conditions of AMPT are obtained from the heavy-ion jet interaction generator (HIJING) [24] and the scattering properties of the partons are fixed by Zhang's parton cascade (ZPC) model [25]. This model has been extensively used to investigate various transport properties of the heavy ion collisions [26]. The reason for choosing this model is that it incorporates both the partonic part as well as the hadronic part. We are interested in studying the vorticity of the particle flow both in the partonic as well as the hadronic part. The AMPT model has a string melting version as well as the default version. Though we have studied both the versions, results have been presented for the string melting version only. The parameters that we use in our simulations have been used previously in the AMPT model to study vorticity in the $(x - \eta)$ plane [9]. The parameters have been used for a study that has reasonably reproduced the yields, transverse momentum spectra, and elliptic flow for low- p_T pions and kaons in central and midcentral $Au + Au$ collisions at collision energies of 200 GeV [27].

We first concentrate on the partonic stage. In the AMPT model, the impact parameter axis is the x axis and the beam axis is the z axis, with the incoming nucleus centered at $x = b/2 > 0$ ($x = -b/2 < 0$) for positive (negative) longitudinal momentum. This means that the initial total angular momentum is primarily along the y - direction. As mentioned before, that is the reason why we are only concentrating on the component of the angular momentum in the reaction plane. The output of the AMPT gives the particles space-time coordinates and three momentum at freeze out. An event in the AMPT simulation generates thousands of particles, however this amount is not large enough to generate a

smooth momentum distribution. Since we are interested in calculating the vorticity a smooth momentum distribution is important for us. So we have to generate a very large number of events with the same parameters and average over them.

Another crucial aspect of our simulation is the grid or cell size. We need to choose the cell size such that each cell has significant number of particles in them. We set the impact parameter at a fixed value of $b = 7fm$ and choose a cell size of 0.5 fm in each direction. For each cell, the average momentum and the energy is calculated and then the velocity is extracted from these two values by taking $\frac{p_i}{\epsilon}$. A similar method was followed in reference [9]. However, unlike the analysis in Jiang et. al., we work in the reaction plane throughout this paper. We also do not dwell on the vorticity patterns at a given fixed energy since they have been analysed previously. Jiang et. al have analysed the pattern in the $(x - \eta)$ plane and hence their patterns are different from ours. Deng et. al [28] have studied it in the (x-y) plane. Though they have looked at two different collision energies both of these energies are very high. We look at the vorticity patterns at lower collision energies. Csernai et. al have looked at the vorticity in the (x-z) plane, using CFD simulations. Overall our vorticity patterns match with them, but due to the input that we obtain from the AMPT program, our vorticity patterns show more details.

V. RESULTS AND DISCUSSION

A. The initial partonic stage

We have obtained the vorticity patterns in the reaction (x-z) plane at an collision energy between 200 GeV and 20 GeV. Here we do not present all the energies but only give selected patterns of vorticity to show the difference in the pattern in the low energy collisions. Fig 1 and Fig 2 show the vorticity patterns at 200 GeV and 100 GeV. The vorticity in both the plots range between -0.06 to 0.08. However, we see that the vortex lines indicate distinct contours around the vortices formed. Fig 3 gives the vorticity pattern at 20 GeV. Here the contours are far more spaced out than in the previous two figures. The maximum magnitude of the vorticity is lower and so is the average vorticity.

As the collision energy decreases, the chemical potential μ_B increases as per equation 4. This means as per the HRG models, the bulk viscosity of the fluid will be increasing. In our

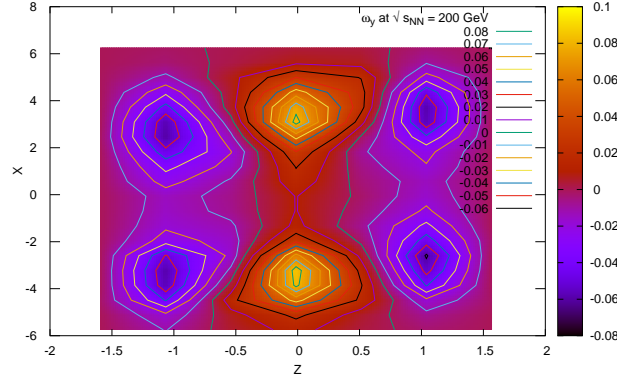


FIG. 1: Vorticity distribution in the reaction (x-z) plane at collision energy of 200 GeV for partons according to the non-relativistic definition

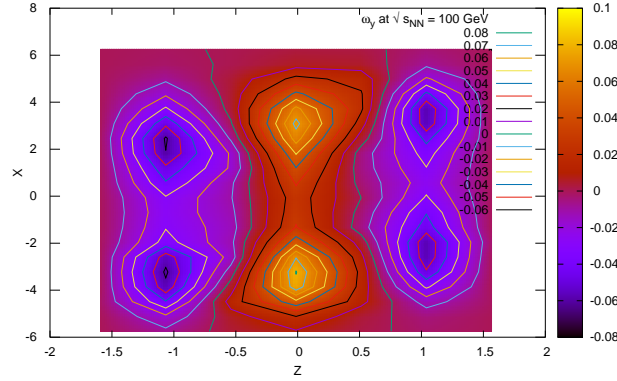


FIG. 2: Vorticity distribution in the reaction (x-z) plane at collision energy of 100 GeV for partons according to the non-relativistic definition

simulations, the vorticity is purely due to the angular momentum. As we have not used the moment of inertia tensor in the definition of vorticity, the pattern in the vorticity would be directly proportional to the angular momentum of the fluid. The vorticity formed tends to be circular if the angular momentum is higher and strain due to the bulk viscous pressure is lower. As the strain due to the bulk viscous pressure around the fluid increases, the vortices tend to spread out and become more elliptical in nature. The spread out elliptical vortices are due to the dissipation function which depends on the bulk viscosity. This is reflected in the simulations that we have performed.

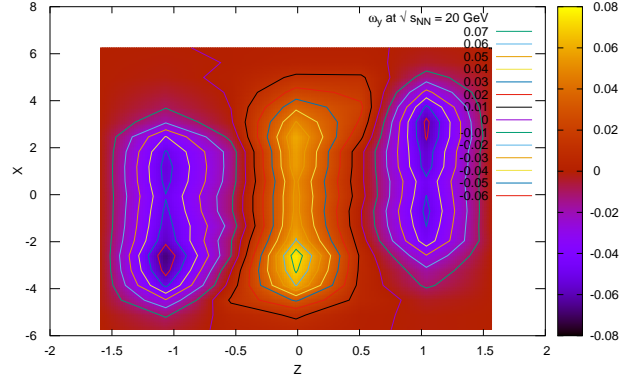


FIG. 3: Vorticity distribution in the reaction (x-z) plane at collision energy of 20 GeV for partons according to the non-relativistic definition

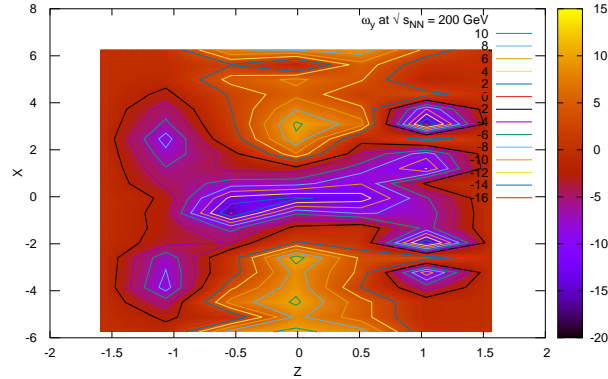


FIG. 4: Vorticity distribution in the reaction (x-z) plane at an collision energy of 200 GeV for partons at relativistic velocities.

We next look at the same energies for the relativistic vorticity. As expected, the values of the vorticity are much higher due to the relativistic γ factor. As the particles move with velocities close to that of light, the relativistic γ factor is often of the order of 10^2 .

The nature of the vorticity patterns show that they have far more fluctuations than the non relativistic vorticity patterns. A similar observation was made in ref.[23] As in the non relativistic case, here too we observe that the vorticity spreads out as we go to lower and lower collision energies. So it can be concluded that as we go down in collision energies the vorticity pattern is more and more diffuse and the magnitude of the vorticity starts to

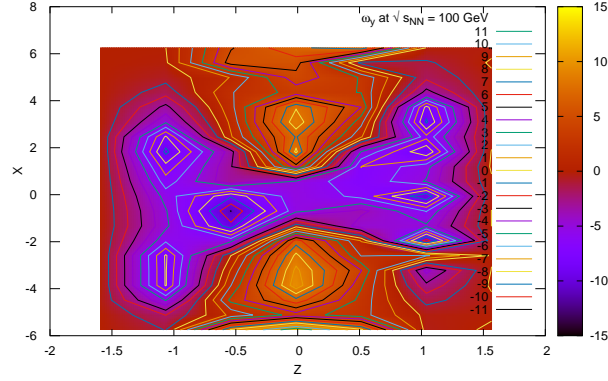


FIG. 5: Vorticity distribution in the reaction (x-z) plane at an collision energy of 100 GeV for partons at relativistic velocities.

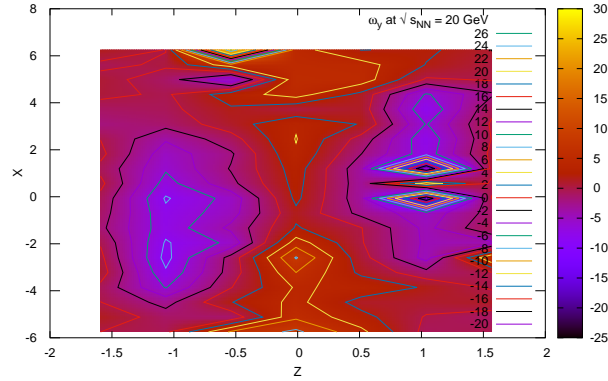


FIG. 6: Vorticity distribution in the reaction (x-z) plane at an collision energy of 20 GeV for partons at relativistic velocities.

decrease.

There are some differences in the pattern themselves. We notice that in the non-relativistic case the central area has close to zero vorticity for the higher collision energies. However, for the relativistic case, the central region has strong fluctuations and has a finite vorticity. The positive and negative numbers refer to opposite directions of the ω_{xz} vector. This happens for higher energy collisions. For the collision energy of 20 GeV we see that the relativistic and the non-relativistic patterns appear to be similar but have very different magnitudes with the relativistic one having far more fluctuations than the non relativistic

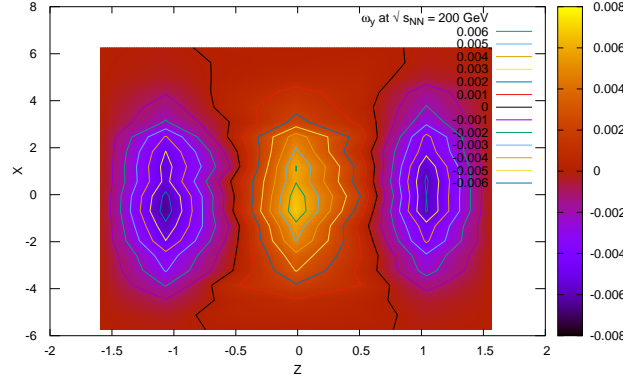


FIG. 7: Vorticity distribution in the reaction (x-z) plane at an collision energy of 200 GeV for the hadronic phase

one.

B. The final hadronic stage

In the hadronic stage the net vorticity is lower than the partonic stage. This is expected as the initial fireball consisting of partons has more angular momentum. In the string melting scenario of the AMPT that we have used, the hadronization occurs via a simple quark coalescence model after the partons stop interacting [10]. The three momenta is conserved but the hadrons will have higher masses than the partons. This reduces the net vorticity in the hadrons.

The pattern is also spread out even at 200 GeV (ref.fig 7). Though there is a difference between spread in 200 GeV and the spread in 20 GeV (ref. fig 8), it is not as distinct as in the partonic stage. However, the magnitude of the vorticity has become much smaller. In the relativistic case, the fluctuations are very large and no visible pattern is seen.

As mentioned previously, the vorticity patterns depend on the bulk viscous pressure and the shear viscosity. While the bulk viscous pressure increases with increasing baryon chemical potential, the shear viscosity tends to decrease with increasing baryon chemical potential. We know that vorticity diffuses through the fluid through the viscous stresses. So the spreading out of the vorticity patterns indicate that the bulk viscous pressure plays a greater role in the viscous diffusion of the vortices at low collision energies and high baryon

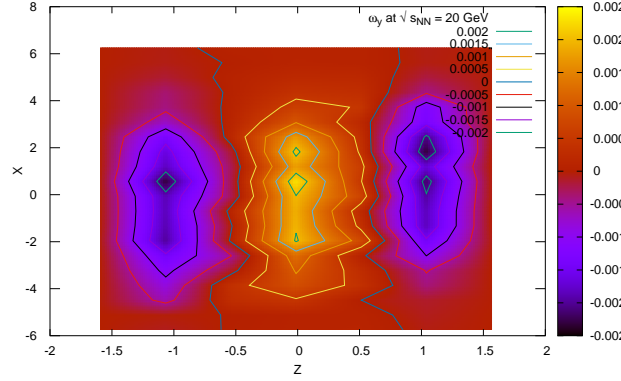


FIG. 8: Vorticity distribution in the reaction (x-z) plane at an collision energy of 20 GeV for the hadronic phase

chemical potential. To further understand this, we also look at the effect of lower collision energies on the elliptic flow.

C. The elliptic flow

It is generally known from previous investigations that the elliptic flow is a good measure of the bulk and shear viscosities [29]. The elliptic flow is suppressed in a non-ideal viscous fluid when compared to an ideal fluid. Previous studies show that the shear viscous contribution to the elliptic flow suppression far exceeds the bulk viscous contribution. Since we are studying the impact of collision energy on the shear and bulk viscosities, we obtain the elliptic flow from the hadronic data and compare it to the publicly available data from the STAR collaboration [30].

The elliptic flow is defined by,

$$v_2 = \frac{\langle p_x^2 - p_y^2 \rangle}{\langle p_x^2 + p_y^2 \rangle} \quad (8)$$

The elliptic flow (v_2) dependency on the transverse momentum (p_T) is well documented. Since we are interested to know whether the nature of the elliptic flow changes with change in collision energy, we plot the v_2 vs. p_T for various different collision energies. In Fig 9, we show three of the plots covering the range of collision energies that we have studied. We find at lower p_T , the different collision energies indicate that the overall p_T suppression is more for higher collision energies while no such conclusion can be reached for the higher p_T

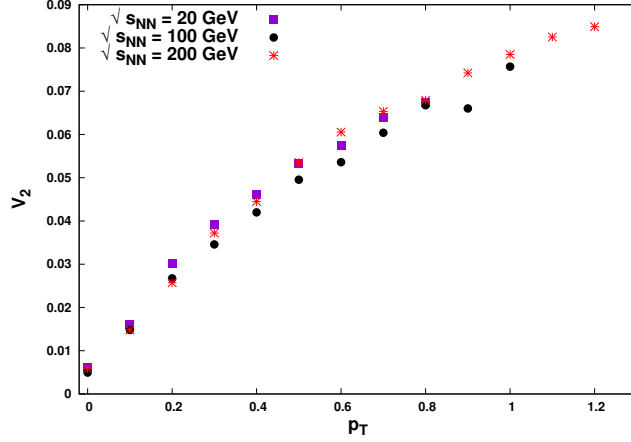


FIG. 9: Change of v_2 with p_T for different collision energies

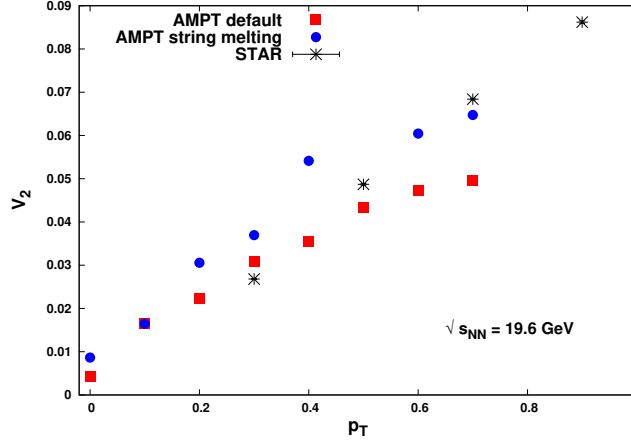


FIG. 10: v_2 with p_T at 19.6 GeV from the simulation and from data from the STAR collaboration. The data is for the 20%-30% centrality of charged particles.

range.

We also plot v_2 vs. p_T for a collision energy of 19.6 GeV. The STAR collaboration has released data for v_2 vs. p_T for some collision energies. We plot this data along with our own calculation of v_2 vs. p_T for 19.6 GeV in fig 10. From the figure, it appears that the elliptic flow results from the AMPT simulations are quite close to the data obtained by the STAR collaborations at higher range of p_T .

The STAR data [30] shows that the v_2 vs. p_T plot does not change much for the collision energies between 7.7 GeV - 39 GeV. Our simulation has higher collision energies. However, even for 200 GeV we see that the v_2 vs. p_T plot does not change significantly, when compared

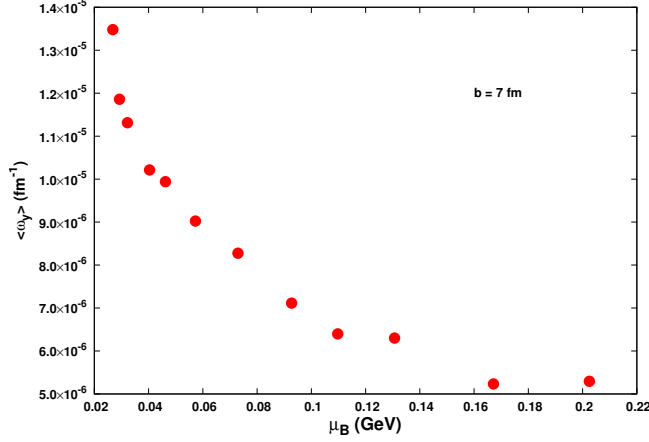


FIG. 11: Average vorticity $\langle \omega_{xz} \rangle \equiv \langle \omega_y \rangle$ at different chemical potentials ($\sqrt{s_{nn}}$) at a fixed impact parameter of $b = 7 \text{ fm}$

to the 20 GeV plot. So if shear viscosity indeed plays an important role in generating the elliptic flow, shear viscosity does not change significantly with increasing baryon chemical potential. It appears that the bulk viscosity plays a greater role in the viscous effects at lower collision energies and therefore at higher chemical potentials.

D. Vorticity dependence on chemical potential

Our final results are the dependence of the average vorticity on the chemical potential. As mentioned before, we have obtained the vorticity patterns at various collision energies and presented only a few of the detailed results. We now calculate the average vorticity denoted by $\langle \omega_{xz} \rangle$ at different collision energies. Knowing the collision energies we can obtain the chemical potential corresponding to each of them. We plot the average vorticity against the chemical potential in fig 11.

Our results show that the average vorticity decreases with the increase in chemical potential. This is what we had expected from the HRG models. According to equation (2) the bulk viscosity Π is directly proportional to the chemical potential μ_B . Therefore, if μ_B increases, Π also increases. This in turn enhances the dissipation in the fluid. Thus for higher chemical potential, the velocity field of the particles are very different from the velocity field of the particles at lower chemical potentials, this is reflected in the calculation of the vorticity field and the average vorticity. That the average vorticity indeed goes down

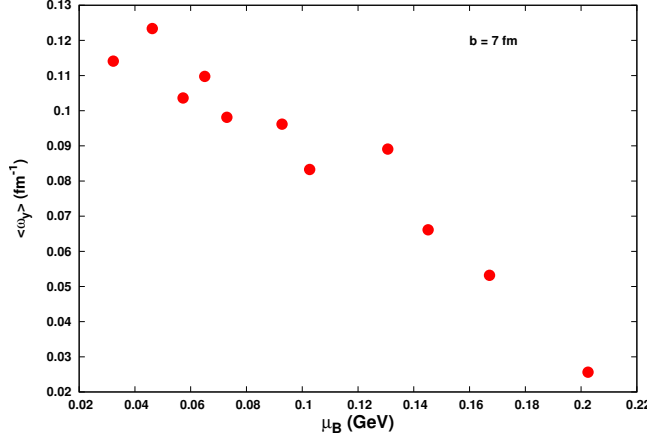


FIG. 12: Average vorticity $\langle \omega_{xz} \rangle \equiv \langle \omega_y \rangle$ with the relativistic definition of velocities, at different chemical potentials ($\sqrt{s_{nn}}$) at a fixed impact parameter of $b = 7$ fm

reflects the fact that the bulk viscosity cannot be ignored at lower collision energies.

In ref.[28], the average vorticity is plotted with respect to the collision energy, there it decreases with increasing energy. However as mentioned by the authors, the decrease in the average vorticity is because the average vorticity considered by the authors involves the moment of inertia density. The moment of inertia grows more rapidly than the angular momentum with increasing collision energy, this causes the vorticity to decrease with the collision energy. As we have mentioned before, we calculate the vorticity based on the angular momentum only. As is shown in ref.[9], the angular momentum calculated from the AMPT model increases with increasing collision energy. In our case, we see a similar increase in the vorticity with the collision energy for the classical definition of vorticity. The collision energy being inverse related to the chemical potential, we see a decrease in average vorticity with increasing potential.

In the relativistic case, we get a lot of fluctuations in the vorticity pattern. This makes the average velocity calculations quite difficult. We have however, tried to obtain the averages over the same range of collision energies. The general nature of the points remain the same as in the non relativistic case and we can thus reach the same conclusions as before. We find a decrease in the average vorticity with the increase in chemical potential. However, the rate of decrease is different from the non-relativistic case.

VI. CONCLUSIONS

We have done a detailed study of viscous effects at different collision energies using a hybrid transport model. Such studies for a higher collision energies have been done previously. We study the vorticity patterns and viscous effects at lower collision energies. One of the reasons why lower collision energies are studied experimentally is to include a finite baryon chemical potential. Hadron resonance gas models have been used to model the quark gluon plasma at finite baryon chemical potentials. We are interested to see whether these models can account for the vorticity patterns obtained from the hybrid transport models.

Specifically we have looked at two definitions of vorticity. The first is the classical definition and the second is the relativistic definition. By the classical definition of vorticity we find that at high collision energies, the local vorticity patterns are circular and well defined. At lower collision energies they appear to be stretched and elliptical in shape. Since our vorticity is solely generated by the angular momentum imparted to the particles during the initial collision, so it is not surprising that at lower collision energies where the angular momentum generated is less, vorticity patterns are different. The shape of the local vorticity patterns seem to indicate that viscous stress is higher at lower collision energies where the baryon chemical potential is more. These patterns can be explained using the hadron resonance gas models. Circular vorticity patterns indicate that the angular momentum dominates over the viscous stress. At higher collision energies, chemical potential is low, so from the hadron resonance gas model we can infer that the viscous stress will also be low, our local vorticity pattern is circular showing the dominance of the angular momentum. At lower collision energy, chemical potential is high, so from the hadron resonance gas model we can infer that the viscous stress will also be high, this gives rise to the stretched elliptical vortices we see in the figures.

Interestingly, in the relativistic case, the local vorticity has far more fluctuations and the patterns at the higher energy collisions are not the same in the classical and the relativistic case. In the lower collision energy, however the classical and relativistic case show similar patterns but different magnitudes. We have not weighted the local vorticity by any weight factors neither have we taken the moment of inertia about a particular point; so our vorticity is defined only by the angular momentum of the system. We do this as the vorticity is calculated at high Reynold numbers. At high Reynolds numbers, the local vorticity is

confined to the thin layers of the rotating fluid. Since the velocities of the particles are very high, the corresponding γ factors are also very high. This is a more realistic scenario than the classical picture. For the relativistic case, we see that the dependence of the average vorticity on the chemical potential is similar to the classical case.

We also study the elliptic flow as it is related to the shear viscosity of the fluid. We find that the shear viscosity does not change significantly at lower collision energies. This is also corroborated by the analysis of the STAR data.

We also know that the Reynolds number is very high at these velocities. Our simulations are thus inconclusive about many aspects of viscous flow, especially whether turbulence develops or not. We plan to pursue these and various other avenues to understand the nature of the viscous nature of the quark gluon plasma that is formed in the heavy ion collisions.

We have used the hadron resonance gas model to understand the results obtained from the simulations based on the hybrid transport model. Similar use of the hadron resonance gas model has previously been done to illustrate the chemical freeze out results obtained from the transport model study [31]. In that case too, the transport model was the AMPT model which we have also used in our simulations. We therefore conclude that the viscous hydrodynamic results from the hadron resonance gas model and the hybrid transport models complement each other.

Acknowledgments

The authors would like to acknowledge discussions with Chitrasen Jena. For computational infrastructure, we acknowledge the Center for Modeling, Simulation and Design (CMSD) at the University of Hyderabad, where part of the simulations were carried out. A.S is supported by INSPIRE Fellowship of the Department of Science and Technology (DST) Govt. of India, through Grant no:IF170627

-
- [1] E. Shuryak, Progress in Particle and Nuclear Physics 62.1 (2009): 48-101.
 - [2] Bass, Steffen A., et. al, Journal of Physics G: Nuclear and Particle Physics 25.3 (1999): R1.
 - [3] Teaney, D., J. Lauret, and Edward V. Shuryak. Physical Review Letters 86.21 (2001): 4783.
- Blaizot, Jean-Paul, and Jean-Yves Ollitrault. Physical Review Letters 77.9 (1996): 1703.

- [4] Song, H., Bass, S. A., Heinz, U., Hirano, T., and Shen, C. Physical Review Letters, 106(19), 192301 (2011);
- [5] Zajc, William A. Nuclear Physics A 805.1-4 (2008): 283c-294c
- [6] P.Huovinen and P.V Ruuskanan, Annu. Rev. Nucl. Part. Sci 56.163 (2006)
- [7] U. Heinz, J. Phys.G 31 S717(2005)
- [8] P. Huovinen, and Péter Petreczky, Nuclear Physics A 837.1-2 (2010): 26-53 ; G.Endrődi, Journal of High Energy Physics 2013.4 (2013): 23.; Toublan, D., and John B. Kogut, Physics Letters B 605.1-2 (2005): 129-136.
- [9] Yin Jiang, Zi-Wei Lin, and Jinfeng Liao, Phys. Rev. C 94, 044910 (2016)
- [10] Z. W. Lin, C.M. Ko, Bao-An Li, B. Zhang and S. Pal Physical Review C 72 064901 (2005); L.-W. Chen, V. Greco, C.-M. Ko, and P. F. Kolb, Phys. Lett. B, 605, 95 (2005).
- [11] D. E. Kharzeev, L. D. McLerran, and H. J. Warringa, Nucl. Phys. A 803, 227 (2008). K. Fukushima, D. E. Kharzeev, and H. J. Warringa, Phys. Rev. D 78, 074033 (2008).
- [12] J. Erdmenger, M. Haack, M. Kaminski, and A. Yarom, J. High Energy Phys. 01 (2009) 055. N. Banerjee, J. Bhattacharya, S. Bhattacharyya, S. Dutta, R. Loganayagam, and P. Surowka, J. High Energy Phys. 01 (2011) 094. D. T. Son and P. Surowka, Phys. Rev. Lett. 103, 191601 (2009).
- [13] B. I. Abelev et al. (STAR Collaboration), Phys. Rev. Lett. 103, 251601 (2009). B. I. Abelev et al. (STAR Collaboration), Phys. Rev. C 81, 054908 (2010). G. Wang (STAR Collaboration), Nucl. Phys. A 904-905, 248c(2013). L. Adamczyk et al. (STAR Collaboration), Phys. Rev. Lett. 113, 052302 (2014). L. Adamczyk et al. (STAR Collaboration), Phys. Rev. Lett. 114, 252302 (2015).
- [14] B. Abelev et al. (ALICE Collaboration), Phys. Rev. Lett. 110, 012301 (2013). J. Adam et al. (ALICE Collaboration), Phys. Rev. C 93, 044903 (2016).
- [15] A. Dobado, J.M. Torres-Rincon, Phys. Rev. D 86 (2012) 074021.
- [16] C. Sasaki, K. Redlich, Phys. Rev. C 79 (2009) 055207.
- [17] C. Sasaki, K. Redlich, Nucl. Phys. A 832 (2010) 62.
- [18] G.P. Kadam and H. Mishra, Nucl. Phys. A 934, 133-147 (2015)
- [19] J. Cleymans, H. Oeschler, K. Redlich, S. Wheaton, Phys.Rev.C 73: 034905, 2006
- [20] P. Romatschke and U. Romatschke, Phys. Rev. Lett. 99, 172301 (2007); R. Baier, P. Romatschke, and U. Wiedemann, Nucl. Phys. A 782, 313 (2007); R. Baier and P. Romatschke,

- Eur. Phys.J. C51, 677 (2007).
- [21] F. Becattini et. al, Eur. Phys. J. C 75, 406 (2015)
 - [22] H Song, S A Bass, U Heinz, T Hirano and C Shen, Phys. Rev. C 83, 054910 (2011); Erratum, ibid. C 86, 059903 (2012); Chun Shen, Zhi Qiu, Huichao Song, J. Bernhard, S. Bass, U. Heinz, Comput.Phys.Commun. 199 (2016) 61-85
 - [23] L. P. Csernai, V. K. Magas, and D. J. Wang, Phys. Rev. C 87, 034906 (2013)
 - [24] X. N. Wang and M. Gyulassy, Phys. Rev. D 44, 3501 (1991).
 - [25] B. Zhang, Comput. Phys. Commun. 109, 193 (1998).
 - [26] Yifeng Sun, Che Ming Ko, and Feng Li, Physical Review C 94, 045204 (2016)
 - [27] Z. W. Lin, Phys. Rev. C 90, 014904 (2014).
 - [28] Wei-Tian Deng and Xu-Guang Huang, Phys. Rev. C 93, 064907 (2016)
 - [29] H. Song and U. Heinz, Phys. Rev. C 81 024905
 - [30] L. Adamczyk et al. (STAR Collaboration), Phys. Rev. C 86. 054908 (2012)
 - [31] J.Xu and C. M. Ko, Phys. Letts. B 772, 290, (2017)