

Improvement Multi-Stage Model for Human Pose Estimation

Zhihui Su, Ming Ye, Guohui Zhang, Lei Dai, Jianda Sheng

Nanjing Development Team

Ping An Technology (Shenzhen) Co., Ltd.

{suzhihui002, yeming442, zhangguohui128, dailei197, shengjianda720}@pingan.com.cn

Abstract

Multi-stage methods are widely used in detection task, and become more competitive than single-stage. This paper studied the improvement both in single and multi stage model. Training methods is also metioned in this paper, like multi σ of kernel sizes for different stages, and training steps to improve the stability of convergance. The resulting multi-stage network outperforms all previous works and obtains the best performance on single person task of MPII.

Keywords

Human Pose Estimation

1. Introduction

Human pose estimation problem has seen rapid progress in recent years using deep learning. Currently, the best performing methods [1, 2, 3, 4, 5] are pretty simple. The same as facial recognition, multi-stage architecture always better than single stage method. Each stage is a simple light-weight network and contains its own down sampling and up sampling paths. The feature (and heat) maps between the stages remain a high resolution. All the stages are usually supervised simultaneously to facilitate a coarse-to-fine, end-to-end training [6]. Hourglass network is first used to estimate human pose in [7]. ResNet [9] and DenseNet is widely used in classify problems, they are very powerful and effective. Combination of Resnet and hourglass network is used to estimation human pose.

In this paper, multi-stage network is used to estimation human pose, and reach a better performance on single person pose estimation task of MPII. A deeper encoder part for hourglass net is also be used. At last, additional data is used for training submission model.

2. Network Architecture

2.1. Single-Stage model

Recently, single-stage module is always based on hourglass architecture. The hourglass has the ability to handle the information of different scales. Local information is important for identifying features like faces and hands, a final pose estimate requires a coherent understanding of the full body.

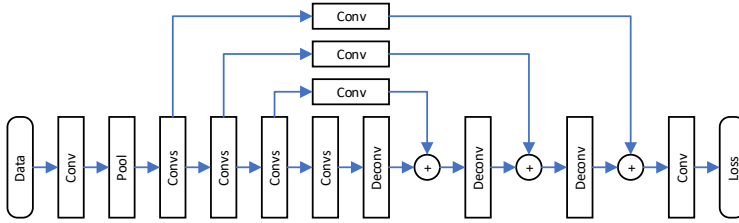


Fig. 1. ResNet based hourglass network

Three simple deconvolutions are used as the decoder. Channel-wise plus is also used after every deconvolution, which is also widely used in segment problems. From experiments, make it deep at decoder part can slightly improve the results. Limitation to the computation capacity, make it deeper at encoder part is more useful. So, ResNet [9] base encoder is used in this hourglass network. All ResNet used in this paper are introduced in [9]. Finally, ResNet-101 and ResNet-50 are choose to construct multi-stage network.

2.2. Multi-Stage model

Several ResNets are used in the multi-stage model. The architecture is some like the paper [1]. But, there are three main different from that architecture:

- 1) Simplify the feature aggregation, just transform the first layer's input;
- 2) Additional connection between prediction feature maps is used;
- 3) Different σ of kernel sizes are used, the sizes of kernel are decreased with the stage of loss.

Too much feature aggregation costs a lot of GPU memory, and can slightly improves the predictions. Considering aggregation can improve the stable of the net, connection between prediction and feature maps is added. Fig 2 shows the full architectures of the improved net. For simplification, just draw it as Fig 3. The brown lines and layers are the connection between feature map of predictions. The figure shows clear that, multi-stage is just like structure of ResNet. The input data for encoder is from coarse-to-fine. And the prediction is also another structure of ResNet-like, prediction is also from coarse-to-fine. It's much easier for you to find something with prior knowledge, for example prediction points, boxes, classes and so on. ResNet takes advantage of prior knowledge, and the improved net also takes advantage of the prior knowledge to fix the predictions step by step.

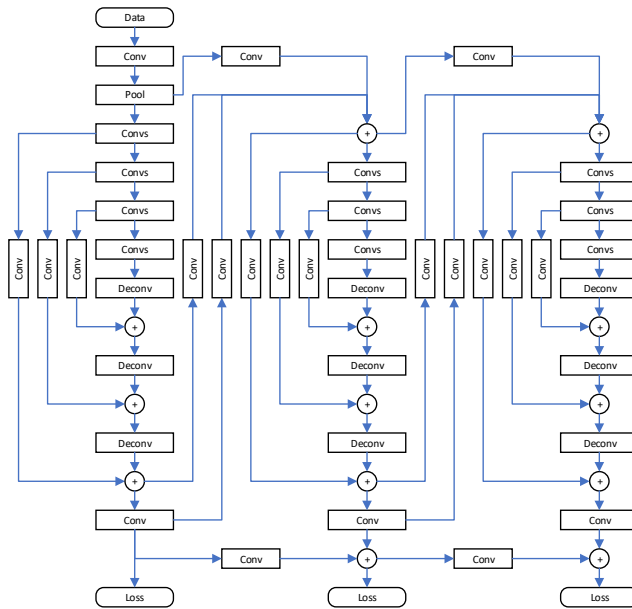


Fig. 2. Triple-Stage network

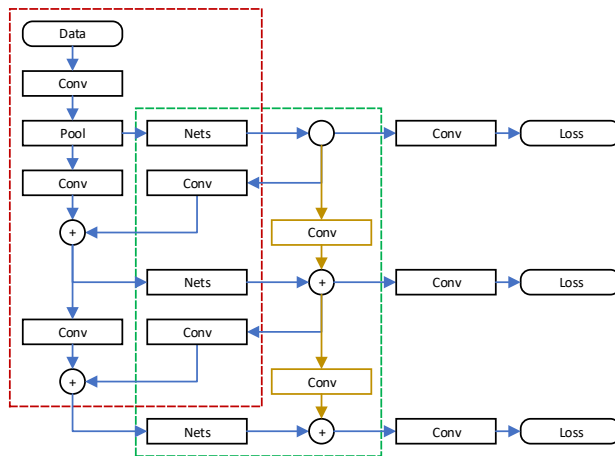


Fig. 3 Architecture of triple-stage network

Just like intel's tic-toc in develop of CPUs, the improved net is also tic-toc. Tick part is the red part in Fig 3, it continues improve the input feature map. Tock part is the green part in Fig 3, it continues improve the output feature map. The first tick may use ResNet-101, and the following tick use ResNet-50. Of course, the depth of multi-stage is three or more, which is the balance between GPU memory and batch size.

3. Experiments

Training data used in this paper is MPII database, and finally AI Challenger Pose Data [10] is also used in test set. All the results are run on MPII validation data set. The measurement method is PCK measure that uses the matching threshold as 50% of the head segment length (PCKh), and calculated using the code in [11].

For less than quad-stage model, network with a random initial can easily convergence. Transform learning or stage by stage train is recommended for high stage model. It means you should first train a triple-stage model, then transform it to quad-stage model.

The experiments show ResNet-50, ResNet-101 and ResNet-152 based results for single model stage in Table 1. For multi-stage, ResNet-50 based hourglass is used following first stage, because limited to the capacity of memory. Just MPII training data is used in the simulations.

Table 1. PCKh@0.5 for single model and multi-stage model

Net	ResNet-50	ResNet-101	ResNet-152
Single-Stage	89.0	89.8	90.1
Double-Stage	89.7	90.2	90.4
Triple-Stage	-	90.5	-

For single model, PCKh will increased with the depth of the net. For multi-stage, the conclusion is still working. At the same time, the ResNet-101 based double-stage has better performance against to ResNet-152 base. So, ResNet-101 based multi-stage is chosen to balance the deep net and deep stage.

Table 2. different kernel policies for single-stage

Label	ResNet-101
Single Kernel	90.5
Multi Kernel	90.6

Different kernel size policy is also be considered. The variances of the prediction or the error with the ground truth should be reduced with the stage. It's hard to choose a reasonable fixed σ for kernel size in tradition method. So, decreasing the σ of kernel size with the stage is a good policy. Also, decreasing the σ of kernel size with the training epoch. In Table 2, the σ of single kernel is 3, and σ is arithmetic series ended at 2 for multi-stage kernels.

Additional training data is used to improvement the performance. In this step, multi kernels and ResNet-101 based multi-stage model is used. There's no different on more than three stage model without addition data. Simply deep the model can't improve the performance. Combining with additional data can make deep model works.

Table 3. Training with different data

Data	Triple-Stage	Quad-Stage	Five-Stage
MPII Data	90.6	90.6	-
With Additional Data	91.2	91.6	92.1

Table 4. Compared with baseline on MPII test set PCKh@0.5

	Head	Shoulder	Elbow	Wrist	Hip	Knee	Ankle	PCKh	AUC
Triple-Stage	98.1	97.2	93.4	89.1	91.2	90.1	86.7	92.6	64.2
Five-Stage	98.3	97.3	93.7	90.0	92.6	91.2	87.9	93.3	65.7
Zhang et al.	98.6	97	92.8	88.8	91.7	89.8	86.6	92.5	64.4

At last, the results of ResNet-101 based multi-stage model training with multi kernel and additional dataset is submitted to MPII. The model gets a better performance on PCKh compare to the current best on MPII results page [12].

Table 5. Intermediate and final predictions for multi-stage model

	Head	Shoulder	Elbow	Wrist	Hip	Knee	Ankle	PCKh
1 st prediction of triple-stage	95.87	96.45	91.77	87.19	89.04	87.97	83.56	90.42
2 nd prediction of triple-stage	96.21	96.55	91.97	87.41	89.25	88.25	84.18	90.67
3 rd prediction of triple-stage	96.66	96.45	92.01	87.60	89.32	88.11	84.53	90.76
last prediction of triple-stage	96.90	96.55	91.97	87.36	90.15	87.99	84.53	90.85
1 st prediction of quad-stage	95.70	96.79	92.16	87.99	90.13	88.41	83.70	90.88
2 nd prediction of quad-stage	96.04	96.81	92.45	88.16	90.05	88.98	84.88	91.22
3 rd prediction of quad-stage	96.42	96.79	92.45	88.30	90.01	88.92	85.05	91.27
4 th prediction of quad-stage	96.62	96.76	92.28	88.33	90.17	88.86	85.14	91.28
last prediction of quad-stage	97.17	96.72	92.18	88.16	90.91	88.58	84.81	91.30
1 st prediction of quad-stage	95.36	96.93	92.47	87.73	90.69	89.14	83.51	91.05
2 nd prediction of quad-stage	95.94	96.94	92.74	88.56	90.98	90.11	85.26	91.67
3 rd prediction of quad-stage	96.32	96.94	92.64	88.85	90.98	90.03	85.52	91.75
4 th prediction of quad-stage	96.66	96.96	92.70	88.83	90.95	90.15	85.85	91.84
5 th prediction of quad-stage	96.96	96.98	92.62	88.83	90.88	90.01	85.81	91.82
last prediction of quad-stage	97.00	97.10	92.53	88.66	91.41	89.89	85.47	91.82

For further evaluation, the Intermediate prediction of PCKh is calculate using mixed of maximum and secondary maximum probability points, and the last prediction is the maximum probability point of last stage.

$$\begin{cases} x_{\text{prediction}} = 0.25 * x_{\text{max}} + 0.75 * x_{\text{secondary}} \\ y_{\text{prediction}} = 0.25 * y_{\text{max}} + 0.75 * y_{\text{secondary}} \end{cases}$$

The intermediate prediction of same stage is improved with increase of stages. And the distance between maximum and secondary maximum probability points is decreased. Then the probability density function of prediction become smoother.

4. Conclusions

This paper studied the performance of different ResNet bases for hourglass Net. The performance increased with the depth of net. Also, an improvement for multi-stage is provided. The improvement reduces the cost of computation and GPU memory, and get the same performance. Also, deep stage is another way of deep net, but get more than just deep net. Balance the deep for every stage and the deep of stages can get a better performance. At last, expand the training data diversity is a powerful method to improve the performance.

Reference

- [1] Zhang, H. , Ouyang, H. , Liu, S. , Qi, X. , Shen, X. , & Yang, R. , et al. (2019). Human pose estimation with spatial contextual information.
- [2] Tang, W. , Yu, P. , & Wu, Y. . (2018). Deeply Learned Compositional Models for Human Pose Estimation: 15th European Conference, Munich, Germany, September 8–14, 2018, Proceedings, Part III. Computer Vision – ECCV 2018.
- [3] Fieraru, M. , Khoreva, A. , Pishchulin, L. , & Schiele, B. . (2018). Learning to refine human pose estimation.
- [4] Zhe, C. , Tomas, S. , Shih-En, W. , Yaser, S. . Realtime Multi-Person 2D Pose Estimation using Part Affinity Fields
- [5] Fang, H. , Xie, S. , Tai, Y. , & Lu, C. . (2016). Rmpe: regional multi-person pose estimation.
- [6] Li, W. , Wang, Z. , Yin, B. , Peng, Q. , Du, Y. , & Xiao, T. , et al. (2019). Rethinking on multi-stage networks for human pose estimation.
- [7] Newell, A. , Yang, K. , & Deng, J. . (2016). Stacked hourglass networks for human pose estimation.
- [8] Toshev, A. , & Szegedy, C. . (2013). Deeppose: human pose estimation via deep neural networks.
- [9] Toshev A , Szegedy C . DeepPose: Human Pose Estimation via Deep Neural Networks[J]. 2013.
- [10] <https://challenger.ai/competition/keypoint>
- [11] Xiao, B. , Wu, H. , & Wei, Y. . (2018). Simple baselines for human pose estimation and tracking.
- [12] <http://human-pose.mpi-inf.mpg.de/#results>