

Photoinduced Floquet topological magnons in Kitaev magnets

S. A. Owerre,¹ Paula Mellado,^{1,2} and G. Baskaran^{1,3}

¹*Perimeter Institute for Theoretical Physics, 31 Caroline St. N., Waterloo, Ontario N2L 2Y5, Canada.*

²*School of Engineering and Sciences, Adolfo Ibáñez University, Santiago 7941169, Chile*

³*The Institute of Mathematical Sciences, CIT Campus, Chennai 600 113, India*

(Dated: August 10, 2021)

We study periodically driven pure Kitaev model and ferromagnetic phase of the Kitaev-Heisenberg model on the honeycomb lattice by off-resonant linearly and circularly-polarized lights at zero magnetic field. Using a combination of linear spin wave and Floquet theories, we show that the effective time-independent Hamiltonians in the off-resonant regime map onto the corresponding anisotropic static spin model, plus a tunable photoinduced magnetic field along the [111] direction, which precipitates Floquet topological magnons and chiral magnon edge modes. They are tunable by the light amplitude and polarization. Similarly, we show that the thermal Hall effect induced by the Berry curvature of the Floquet topological magnons can also be tuned by the laser field. Our results pave the way for ultrafast manipulation of topological magnons in irradiated Kitaev magnets, and could play a pivotal role in the investigation of ultrafast magnon spin current generation in Kitaev materials.

Introduction.— Topological band theory of solid-state materials has dominated many aspects of condensed-matter physics over the past decade [1, 2]. The original concept of topological band theory is rooted in insulating electronic systems possessing a nontrivial gap in their energy band structures. They are characterized by the appearance of gapless chiral edge electron modes traversing the bulk gap, which are topologically protected by the Chern number or the \mathbb{Z}_2 index of the bulk bands [1, 2].

Generally, the concept of topological band structure is independent of the statistical nature of the quasiparticle excitations and therefore is not restricted to insulating electronic systems. Recently, there has been a tremendous interest in the topological properties of spin excitations in insulating quantum magnets. In fact, bosonic topological spin excitations (magnons and triplons) have been studied in many different insulating quantum magnets [3–14], and the appearance of chiral edge modes and bulk Chern number have been demonstrated [4–6]. Recently, bosonic topological spin excitations mimicking electronic topological insulators have been experimentally observed in kagome ferromagnet $\text{Cu}(1,3\text{-bdc})$ [9], dimerized quantum magnet $\text{SrCu}_2(\text{BO}_3)_2$ [10], and honeycomb ferromagnet CrI_3 [11].

The Mott-insulating honeycomb Kitaev magnets are currently of great interest [15–33]. Candidate Kitaev materials include Na_2IrO_3 and $\alpha\text{-RuCl}_3$ [26–30]. Recently, topologically protected spin waves have been predicted in the fully-polarized phase of the pure Kitaev model [12] and the Kitaev-Heisenberg model [13] at high magnetic field. In the former, the topological magnons and chiral edge states present in linear spin-wave approximation survive magnon-magnon interactions and therefore are robust [12]. Indeed, the manipulation of topological magnons and magnon spin currents is essential for their practical applications in ultrafast magnetic data storage, magnetic switching, and magnon spintronics [34].

The tremendous interest in topological quantum phases of matter has led to different alternative ways for

inducing them in quantum materials. Recently, irradiated solid-state materials have provided an alternative route to extend the search for topological quantum materials in electronic systems [35–41]. In this formalism, topologically trivial systems can be periodically driven to nontrivial topological systems termed Floquet topological insulators [38, 39]. They have an advantage over their static (equilibrium) topological counterpart, in that their intrinsic properties can be manipulated and different topological phases can be achieved. In irradiated insulating quantum magnets with charge-neutral spin excitations [42–45], the Floquet physics can emerge from the coupling of the electron spin magnetic dipole moment to the laser electric field through the time-dependent version of the static Aharonov-Casher phase [46, 47], which acts as a vector potential or gauge field to the spin current [48]. In this case, the resulting Floquet physics can reshape the underlying Hamiltonian to stabilize magnetic phases and provides a promising avenue for inducing and tuning Floquet topological spin excitations [42–44], with a direct implication of generating and manipulating ultrafast spin current using terahertz (THz) radiation [49]. Lately, THz electric field amplitude exceeding 100 MV/cm between 10 THz (1 THz \sim 4 meV) and 72 THz has been reported [50]. In this respect, resonant time-domain THz spectroscopy has been recently performed in the candidate Kitaev material $\alpha\text{-RuCl}_3$ [51].

In this paper, we propose a tunable mechanism to induce and manipulate topological magnons in irradiated Kitaev magnets at zero magnetic field. We study the pure Kitaev model [52] and the ferromagnetic phase of the Kitaev-Heisenberg model, which are already present in the zero magnetic-field classical phase diagram of the Kitaev-Heisenberg model on the honeycomb lattice [28]. Using linear spin wave and Floquet theories, we show that when the models are periodically driven by off-resonant linearly- and circularly-polarized lights, they effectively map onto the corresponding static spin model plus a tunable photoinduced magnetic field along the

[111] direction, which is perpendicular to the honeycomb plane. The photoinduced magnetic field precipitates the existence of Floquet topological magnons and chiral edge modes, in a similar fashion to a homogeneous magnetic field in the undriven systems [12, 13]. However, the Floquet topological magnons can be tuned by the amplitude and polarization of the laser field. Likewise, we demonstrate that the resulting Floquet thermal Hall conductivity can be tuned by the laser field. The photoinduced magnetic field required to induce magnetic order and Floquet topological magnons in the pure Kitaev model lies in the interval $0 < h(\mathcal{E}_0, \phi) < 2AS$, where \mathcal{E}_0, ϕ are the amplitude and polarization of the laser field, $A > 0$ is the overall energy scale of the spin exchange interactions and S is the spin value. Therefore, $h(\mathcal{E}_0, \phi)$ is much smaller than the high magnetic field $h > 4AS$ required to induce topological magnons in the undriven pure Kitaev model [12]. Interestingly, the Floquet topological magnons in the irradiated Kitaev magnets do not require an explicit time-reversal symmetry breaking term from the second-order virtual-photon absorption and emission processes [36], which is strictly required in order to induce Floquet topological states in other irradiated quantum systems [36, 37, 41–43].

Model.— We study the Kitaev-Heisenberg model on the honeycomb lattice with nearest-neighbour interaction. The spin Hamiltonian reads [25–32]

$$\mathcal{H} = 2J_K \sum_{\langle ij \rangle \gamma} S_i^\gamma S_j^\gamma + J_H \sum_{\langle ij \rangle} \vec{S}_i \cdot \vec{S}_j, \quad (1)$$

where the first term corresponds to the bond-dependent Kitaev interaction and the second term to the isotropic Heisenberg interaction. The bond directions are denoted by $\gamma = \{x, y, z\}$ as shown in Fig. (1). We parameterize the interactions as $J_H = A \cos \vartheta$ and $J_K = A \sin \vartheta$, where $\vartheta \in [0, 2\pi]$ and $A = \sqrt{J_H^2 + J_K^2} > 0$ is the overall energy scale of the exchange interactions, with $A \sim 8$ meV in some real materials [30]. The classical phase diagram of Eq. (1) has been established in the ϑ space [28, 29]. The zig-zag phase of Eq. (1) is believed to describe the honeycomb magnetic materials Na_2IrO_3 and $\alpha\text{-RuCl}_3$ [28, 30]. Recent studies have shown that the fully-polarized phase of the pure Kitaev model ($\vartheta = \pi/2$) [12] and the Kitaev-Heisenberg model ($\vartheta = 5\pi/4$) [13] at high magnetic field possess topological magnon modes. The purpose of this paper is to periodically drive the magnon topologically trivial phases of Eq. (1) to Floquet topological magnon insulators for $\vartheta = \pi/2$ and $\vartheta = 5\pi/4$.

Irradiated Kitaev magnets.— In the presence of an intense laser field with a dominant time-dependent electric field component $\vec{\mathcal{E}}(\tau)$, the spin magnetic dipole moment of an electron $\vec{\mu}_S = -g\mu_B \hat{n}$ hopping along the magnetization direction \hat{n} will accumulate a time-dependent Aharonov-Casher phase [42–45]

$$\Phi_{ij}(\tau) = \mu_m \int_{\vec{r}_i}^{\vec{r}_j} \vec{\Xi}(\tau) \cdot d\vec{\ell}, \quad (2)$$

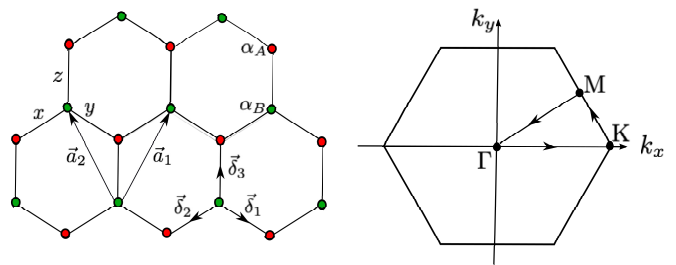


FIG. 1: Color online. (a) Honeycomb lattice of the Kitaev model with bond links $\gamma = \{x, y, z\}$ for the Kitaev interaction in Eq. (1). The primitive lattice vectors are $\vec{a}_{1,2} = (\pm \frac{\sqrt{3}}{2}, \frac{3}{2})a$ and the nearest-neighbour vectors are $\vec{d}_1 = (\frac{\sqrt{3}}{2}, -\frac{1}{2})a$, $\vec{d}_2 = (-\frac{\sqrt{3}}{2}, -\frac{1}{2})a$, $\vec{d}_3 = (0, 1)a$. Here, α_A and α_B denote the two sublattices of the honeycomb lattice. (b) Brillouin zone of the honeycomb lattice with high symmetry points.

where $\mu_m = g\mu_B/\hbar c^2$, g is the spin-g factor, μ_B is the Bohr magneton, \hbar is the reduced Plank's constant, and c is the speed of light. Here, $\vec{\Xi}(\tau) = \vec{\mathcal{E}}(\tau) \times \hat{n}$ with $\vec{\mathcal{E}}(\tau) = -\partial_\tau \vec{\mathcal{A}}(\tau)$, where $\vec{\mathcal{A}}(\tau)$ is the time-dependent vector potential of the applied laser field.

It is convenient to introduce orthonormal basis vectors $(\hat{l}, \hat{m}, \hat{n})$, where \hat{n} points along the cubic [111] direction, perpendicular to the honeycomb plane [53]. We can now write Eq. (1) in the new basis. In this new basis, the spin dipole moment of an electron couples to the laser electric field through the Aharonov-Casher phase, in the same way the electron charge couples through the Peierls phase [35, 36]. Therefore, the terms that contribute to linear spin-wave approximation can be written as (see Supplemental material (SM) [54])

$$\begin{aligned} \mathcal{H}(\tau) = & (J_H + \frac{2J_K}{3}) \sum_{\langle ij \rangle} [S_i^n S_j^n + \frac{1}{2} \{S_i^+ S_j^- e^{i\Phi_{ij}(\tau)} + \text{H.c.}\}] \\ & + \frac{2J_K}{3} \sum_{\langle ij \rangle \gamma} [\frac{1}{2} \{e^{i\varphi_\gamma} S_i^+ S_j^+ e^{i\Phi_{ij}(\tau)} + \text{H.c.}\}], \end{aligned} \quad (3)$$

where $S_j^\pm = S_j^l \pm iS_j^m$ are the usual raising and lowering spin operators, and the angle φ_γ comes from the rotation of the bond directions (see SM), with $\varphi_\gamma = 2\pi/3, 4\pi/3, 0$ for x, y, z bond directions respectively. The Aharonov-Casher phase acts as a vector potential or gauge field to the spin current [48]. We consider light propagating along the [111] direction (*i.e.* perpendicular to the honeycomb plane), given by

$$\vec{\Xi}(\tau) = E_0 [\sin(\omega\tau), \sin(\omega\tau + \phi), 0], \quad (4)$$

where E_0 is the amplitude of the time-dependent electric field, ω is the angular frequency of light and ϕ is the polarization. Linearly and circularly polarized lights correspond to $\phi = 0$ and $\phi = \pi/2$ respectively. We perform linear spin-wave theory in the polarized phase, which is valid in the large S limit and for low-energy excitations. This can be done by writing the spin operators

in Eq. (3) in terms of the linearized Holstein-Primakoff bosons [55]: $S_i^n = S - a_i^\dagger a_i$, $S_i^+ \approx \sqrt{2S}a_i$ for $i \in \alpha_A$, and $S_j^n = S - b_j^\dagger b_j$, $S_j^+ \approx \sqrt{2S}b_j$ for $j \in \alpha_B$. The resulting linear spin-wave bosonic Hamiltonian is time-periodic $\mathcal{H}_2(\tau + T) = \mathcal{H}_2(\tau)$, where T is the period of the driving field.

We can now implement the machinery of Floquet theory [56], to study the dynamics of irradiated Kitaev magnets. In the off-resonant limit $\hbar\omega \gg A$, light simply modifies the band structures [36]. The effect of such off-resonant light is captured in a static effective Hamiltonian \mathcal{H}_{eff} [35, 36], defined through the evolution Floquet operator U of the system after one period $T = 2\pi/\omega$ as

$$\mathcal{H}_{eff} = \frac{i}{T} \log(U), \quad (5)$$

where $U = \mathcal{T} \exp(-i \int_0^T \mathcal{H}_2(\tau) d\tau)$ and \mathcal{T} is the time-ordering operator. The effective Hamiltonian can be written as $\mathcal{H}_{eff} = \sum_{i \geq 0} \mathcal{H}_{eff}^{(i)} / (\hbar\omega)^i$. We work in the off-resonant limit where the photon energy is much larger than the energy scale of the static system, i.e. $\hbar\omega \gg A$. That means we focus on the zero-photon sector [35], $\mathcal{H}_{eff}^{(0)} = \mathcal{H}_2^0$, where $\mathcal{H}_2^0 = \frac{1}{T} \int_0^T d\tau e^{-in\omega\tau} \mathcal{H}_2(\tau)$ are the discrete Fourier components and $n \in \mathbb{Z}$. Next, we Fourier transform \mathcal{H}_2^0 into momentum space and use the basis vector $[\psi^{(0)}(\vec{k})]^\dagger = (a_{\vec{k}, \alpha_A}^{(0)\dagger}, b_{\vec{k}, \alpha_B}^{(0)\dagger}, a_{-\vec{k}, \alpha_A}^{(0)}, b_{-\vec{k}, \alpha_B}^{(0)})$. The effective time-independent Hamiltonian is given by

$$\mathcal{H}_{eff}^{(0)}(\vec{k}) = S \begin{pmatrix} \mathcal{M}^{(0)}(\vec{k}) & \mathcal{N}^{(0)}(\vec{k}) \\ [\mathcal{N}^{(0)}(\vec{k})]^\dagger & [\mathcal{M}^{(0)}(-\vec{k})]^T \end{pmatrix}, \quad (6)$$

$$\mathcal{M}^{(0)}(\vec{k}) = \begin{pmatrix} \rho_0^{(0)} & \rho_1^{(0)}(\vec{k}) \\ \rho_1^{(0)*}(\vec{k}) & \rho_0^{(0)} \end{pmatrix}, \quad (7)$$

$$\mathcal{N}^{(0)}(\vec{k}) = \begin{pmatrix} 0 & \rho_2^{(0)}(\vec{k}) \\ \rho_2^{(0)}(-\vec{k}) & 0 \end{pmatrix}, \quad (8)$$

where

$$\rho_0^{(0)} = -3J_H - 2J_K, \quad (9)$$

$$\rho_1^{(0)}(\vec{k}) = (J_H + 2J_K/3) [\mathcal{J}_0(\mathcal{E}_0) + \mathcal{J}_0(\mathcal{E}_+(\phi)) e^{i\vec{k} \cdot \vec{a}_1} + \mathcal{J}_0(\mathcal{E}_-(\phi)) e^{i\vec{k} \cdot \vec{a}_2}], \quad (10)$$

$$\rho_2^{(0)}(\vec{k}) = (2J_K/3) [\mathcal{J}_0(\mathcal{E}_0) + \mathcal{J}_0(\mathcal{E}_+(\phi)) e^{i(\vec{k} \cdot \vec{a}_1 + 2\pi/3)} + \mathcal{J}_0(\mathcal{E}_-(\phi)) e^{i(\vec{k} \cdot \vec{a}_2 - 2\pi/3)}], \quad (11)$$

where $\mathcal{J}_\ell(x)$ is the Bessel function of order $\ell \in \mathbb{Z}$, and $\mathcal{E}_\pm(\phi) = \frac{\mathcal{E}_0}{2} \sqrt{4 \pm 2\sqrt{3} \cos \phi}$. The dimensionless quantity

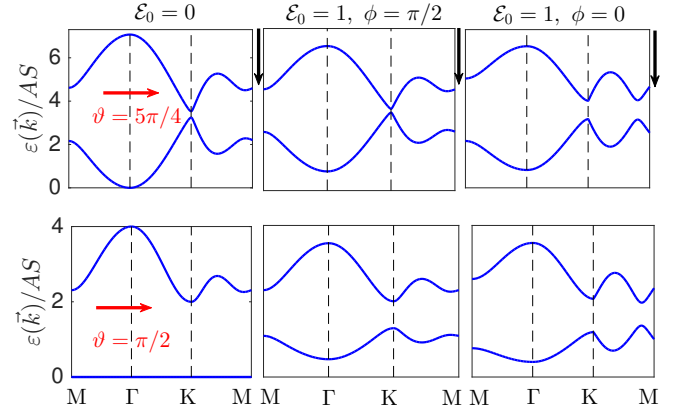


FIG. 2: Color online. Floquet magnon bands for FM Kitaev-Heisenberg model $\vartheta = 5\pi/4$ (top panel) and AFM Kitaev point $\vartheta = \pi/2$ (bottom panel).

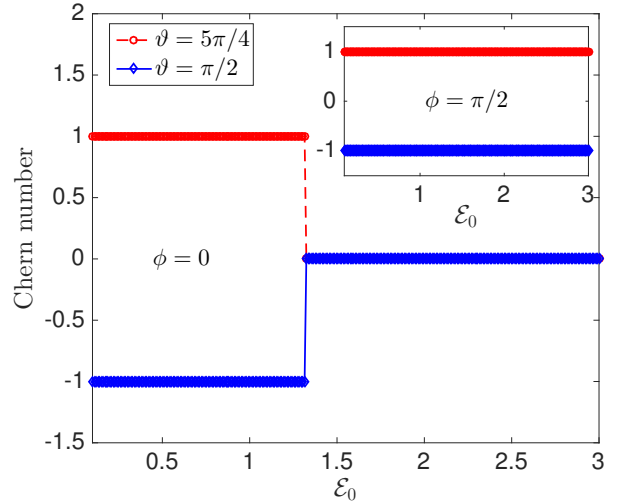


FIG. 3: Color online. Chern number of the lowest Floquet topological magnon band as a function of \mathcal{E}_0 in the ferromagnetic Kitaev-Heisenberg model $\vartheta = 5\pi/4$ and at the antiferromagnetic Kitaev point $\vartheta = \pi/2$ for $\phi = 0$. Inset shows the Chern number for $\phi = \pi/2$. Note that the Chern number of the magnon topology is not well-defined at $\mathcal{E}_0 = 0$ (not shown).

that characterizes the light intensity is $\mathcal{E}_0 = g\mu_B E_0 a / \hbar c^2$. The static effective Hamiltonian in Eq. (6) can be diagonalized by performing a bosonic Bogoliubov transformation (see SM).

Photoinduced topological magnon bands.— In Fig. (2), we have shown the Floquet magnon bands for the ferromagnetic (FM) Kitaev-Heisenberg model (top panel) and at the antiferromagnetic (AFM) Kitaev point (bottom panel) for $\mathcal{E}_0 = 0$, ($\mathcal{E}_0 = 1$, $\phi = \pi/2$), and ($\mathcal{E}_0 = 1$, $\phi = 0$). In the FM Kitaev-Heisenberg model $\vartheta = 5\pi/4$ (top panel), the magnon bands for the undriven system at $\mathcal{E}_0 = 0$ are already separated by a finite energy

gap at the K point. In this case, however, the magnon topology of the system is not well-defined and was not discussed in Refs. [12, 13]. By applying a laser drive, the gap at K point does not close, however the system is now driven to a well-defined topological magnon insulator as we will show below. At the AFM Kitaev point¹ $\vartheta = \pi/2$ [52, 57] (bottom panel), the lowest magnon band is a zero energy mode in the undriven system for $\mathcal{E}_0 = 0$ [58]. The presence of zero energy mode in the spin wave excitations of frustrated magnets is an artifact of an extensive classical degeneracy, and points to the onset of a classical spin liquid [59]. As the laser field is applied, the zero energy mode is lifted for $\phi = \pi/2$ and $\phi = 0$, which implies a photoinduced magnetic order without a high applied magnetic field [12].

To investigate the magnon topology of the system, we define the Chern number of the Floquet magnon bands as the flux of the Berry curvature threading the entire Brillouin zone (BZ): $\mathcal{C}_{eff}^\alpha(\mathcal{E}_0, \phi) = \frac{1}{2\pi} \int_{BZ} d^2k \Omega_\alpha^z(\vec{k})$, where $\Omega_\alpha^z(\vec{k})$ is the Berry curvature of the Floquet magnon bands labeled by $\alpha = 1, 2$ (see SM). The Chern number has been computed using the discretized BZ method [60]. In the main panel of Fig. (3), we show the evolution of \mathcal{E}_0 for $\phi = 0$ with $\vartheta = 5\pi/4$ and $\vartheta = \pi/2$. While the inset shows the Chern number for $\phi = \pi/2$. As we mentioned above, the magnon topology of the system is not well-defined at equilibrium $\mathcal{E}_0 = 0$, thus we do not consider this case. For $\phi = 0$ and $0 < \mathcal{E}_0 \lesssim 1.35$, where $h(\mathcal{E}_0 \sim 1.35, \phi = 0) \sim AS$ for $\vartheta = \pi/2$ (see Eq. (12) below), the Chern number of the lowest band is $\mathcal{C}_{eff} = +1$ in the FM Kitaev-Heisenberg model $\vartheta = 5\pi/4$ and $\mathcal{C}_{eff} = -1$ at the AFM Kitaev point $\vartheta = \pi/2$; but the Chern number is zero for $\mathcal{E}_0 > 1.35$. For $\phi = \pi/2$, the Chern number is nonzero provided $\mathcal{E}_0 \neq 0$.

Effective spin Hamiltonian in real space.— To understand the origin of the photoinduced topological magnons, we can map the off-resonant effective static Hamiltonian in Eq. (6) back to the real-space spin operators keeping in mind the Holstein-Primakoff bosons. In the original cubic coordinate system, the real-space effective static spin Hamiltonian which reproduces Eq. (6) is given by²

¹ The antiferromagnetic Kitaev point $\vartheta = \pi/2$ is exactly solvable for spin-1/2 in terms of Majorana fermions [52] and Jordan-Wigner transformation [57].

² Note that Eq. (12) is valid in linear spin wave approximation for the magnetically-ordered state considered in this paper. Conversely, the effective static spin Hamiltonian that manifests directly from Eq. (3) will be different, because no specific magnetically-ordered state is assumed in Eq. (3).

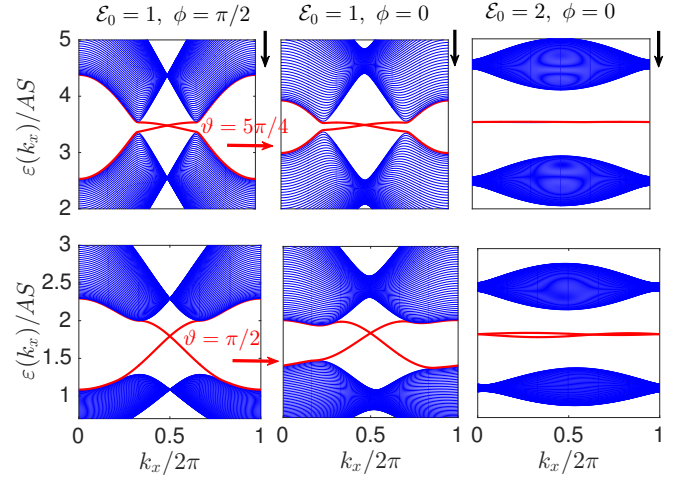


FIG. 4: Color online. Bulk Floquet magnon bands with tunable zigzag chiral edge states (red curves).

$$\mathcal{H}_{eff}^{(0)} = \sum_{\langle ij \rangle \gamma} J_\gamma(\mathcal{E}_0, \phi) S_i^\gamma S_j^\gamma + \sum_{\langle ij \rangle} J_{ij}(\mathcal{E}_0, \phi) \vec{S}_i \cdot \vec{S}_j \quad (12)$$

$$+ h(\mathcal{E}_0, \phi) \sum_i (S_i^x + S_i^y + S_i^z),$$

which is a renormalized Kitaev-Heisenberg model plus a photoinduced magnetic field along the [111] direction. The anisotropic Kitaev interactions are given by $J_z(\mathcal{E}_0) = 2J_K \mathcal{J}_0(\mathcal{E}_0)$, $J_y(\mathcal{E}_0, \phi) = 2J_K \mathcal{J}_0(\mathcal{E}_-(\phi))$, and $J_x(\mathcal{E}_0, \phi) = 2J_K \mathcal{J}_0(\mathcal{E}_+(\phi))$. The Heisenberg interactions are distorted with $J_{ij}(\mathcal{E}_0) = J_H \mathcal{J}_0(\mathcal{E}_0)$ along the vertical $\vec{\delta}_3$ bond, $J_{ij}(\mathcal{E}_0, \phi) = J_H \mathcal{J}_0(\mathcal{E}_+(\phi))$ along the diagonal $\vec{\delta}_1$ bond, and $J_{ij}(\mathcal{E}_0, \phi) = J_H \mathcal{J}_0(\mathcal{E}_-(\phi))$ along the diagonal $\vec{\delta}_2$ bond (see Fig. (1)). The photoinduced magnetic field is given by

$$h(\mathcal{E}_0, \phi) = (2J_K + 3J_H)S \left[1 - \frac{\mathcal{J}(\mathcal{E}_0, \phi)}{3} \right], \quad (13)$$

where $\mathcal{J}(\mathcal{E}_0, \phi) = \mathcal{J}_0(\mathcal{E}_0) + \mathcal{J}_0(\mathcal{E}_+(\phi)) + \mathcal{J}_0(\mathcal{E}_-(\phi))$. Eq. (13) stems from the non-renormalized Kitaev-Heisenberg interaction in Eq. (9). Note that Eq. (13) vanishes at $\mathcal{E}_0 = 0$, hence Eq. (12) reduces to Eq. (1). For $\mathcal{E}_0 \neq 0$, however, Eq. (13) lies in the interval $0 < h(\mathcal{E}_0, \phi) < (2J_K + 3J_H)S$. Thus, at the AFM Kitaev point $\vartheta = \pi/2$ ($J_H = 0$), the photoinduced magnetic field is $0 < h(\mathcal{E}_0, \phi) < 2AS$, which is much smaller than the high homogeneous magnetic field $h > 4AS$ required to induce topological magnons in the undriven pure Kitaev model [12]. On the contrary, at the FM Heisenberg point $\vartheta = \pi$ ($J_K = 0$), the effective Hamiltonian (12) is simply a distorted fully-polarized honeycomb ferromagnet, which does not possess any topological magnon modes (see SM).

One of the hallmarks of 2D topological systems is the existence of gapless chiral edge modes on the boundary of

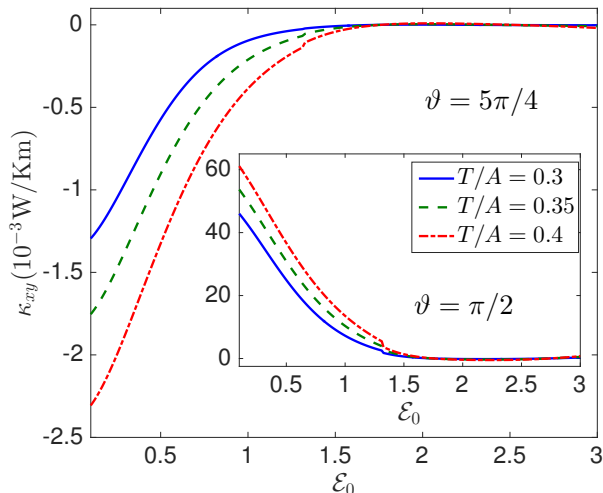


FIG. 5: Color online. Tunable photoinduced Floquet thermal Hall conductivity κ_{xy} as a function of \mathcal{E}_0 for $\phi = 0$, $S = 1/2$ in the Kitaev-Heisenberg model ($\vartheta = 5\pi/4$) and at the AFM Kitaev point $\vartheta = \pi/2$ (inset).

the system [1, 2]. In insulating topological magnets, the chiral edge modes can play a pivotal role in spin transport [4]. They are a consequence of the topological properties of the bulk bands. In Fig. (4), we show the tunable zigzag chiral edge modes (red curves) traversing the bulk gap for $k_x \in [\frac{2}{3}\pi, \frac{4}{3}\pi]$ and they cross at the time-reversal invariant momentum $k_x = \pi$ in the topological regime. In the non-topological regime for $\phi = 0$ and $\mathcal{E}_0 > 1.35$ with $h(\mathcal{E}_0 \sim 1.35, \phi = 0) \sim AS$ for $\vartheta = \pi/2$, the chiral edge modes are completely detached from the bulk bands and they are degenerate along a continuous line, which signifies that the system is topologically trivial as the Chern number plot in Fig. (3) shows.

Photoinduced magnon thermal Hall effect.— The thermal Hall effect is a consequence of the Berry curvature of topological magnons in magnetically ordered systems [61–66]. In the non-equilibrium Floquet system, we consider the limit where the Bose distribution function of magnon is close to thermal equilibrium. In this limit, the thermal Hall effect mimics that of equilibrium systems where a longitudinal temperature gradient $-\partial_y T$ induces a transverse heat current $J_x^q = -\kappa_{xy} \partial_y T$, where κ_{xy} is the thermal Hall conductivity, derived in Ref. [63] (see SM [54]). In Fig. (5), we show the \mathcal{E}_0 -dependence of κ_{xy} for $\phi = 0$ and $T/A = 0.3, 0.35, 0.4$, in the FM Kitaev-Heisenberg model $\vartheta = 5\pi/4$ and at the AFM Kitaev point $\vartheta = \pi/2$ (inset). We note that κ_{xy} is ill-defined for $\mathcal{E}_0 = 0$ at low temperatures (not shown). The thermal Hall conductivity is dominated by the Berry curvature of the lowest magnon band at low temperatures and its sign is consistent with the sign of the Berry curvature (Chern

number) of the lowest magnon band. At low temperature $T/A \ll 1$ and for $\mathcal{E}_0 > 1.35$, κ_{xy} is very small and approaches zero consistent with the vanishing of the Chern number and the absence of traversing chiral edge modes for $\phi = 0$ as shown above. The low-temperature dependence of κ_{xy} for $\phi = 0$ is shown in SM.

Conclusion and Outlook.— We have proposed the existence of Floquet topological magnon insulators in periodically driven pure Kitaev model and ferromagnetic phase of the Kitaev-Heisenberg model at zero magnetic field. The main result of our study can be summarized as follows. In the off-resonant limit, the Floquet physics stabilizes magnetic order and the effective time-independent Hamiltonians map onto the corresponding anisotropic static spin model, plus a tunable photoinduced magnetic field along the [111] direction, which facilitates the existence of Floquet topological magnon modes in a similar fashion to a homogenous magnetic field in the undriven systems [12, 13]. One of the advantages of the current results is that the photoinduced topological magnons and the chiral edge modes can be tuned by varying the amplitude and polarization of the laser field. Another interesting feature of irradiated Kitaev magnets is that the existence of the Floquet topological magnon insulators does not require the explicit time-reversal symmetry breaking term from the second-order virtual-photon absorption and emission processes, which is mandatory for the existence of Floquet topological states in irradiated graphene [36, 37] and irradiated honeycomb ferromagnets [42–44]. We also showed that irradiated Kitaev magnets exhibit a tunable photoinduced thermal Hall effect. A direct experimental implication of the current proposal is that ultrafast magnon spin currents can be generated in irradiated Kitaev materials using different experimental techniques such as the inverse Faraday effect [49] and THz spectroscopy [51]. This could pave the way for topological opto-magnonics and opto-spintronics [34] using Kitaev materials.

In future work, we plan to address the effect of magnon-magnon interactions and see how they modify Eq. (12). However, it has been shown that the high magnetic-field-induced undriven topological magnons and chiral edge modes present in linear spin-wave approximation remain intact in the presence of magnon-magnon interactions [12]. We also plan to study the non-equilibrium distribution function [67, 68] of magnon in this system. Moreover, it would also be interesting to investigate whether tunable topological magnons can be photoinduced in the zigzag phase of the Kitaev-Heisenberg model.

Acknowledgements.— Research at Perimeter Institute is supported by the Government of Canada through Industry Canada and by the Province of Ontario through the Ministry of Research and Innovation. PM acknowledges Fondecyt Grant No 1160239.

-
- [1] M. Z. Hasan and C. L. Kane, *Rev. Mod. Phys.* **82**, 3045 (2010).
- [2] X. -L. Qi and S. -C. Zhang, *Rev. Mod. Phys.* **83**, 1057 (2011).
- [3] R. Shindou, J. -I. Ohe, R. Matsumoto, S. Murakami, and E. Saitoh, *Phys. Rev. B* **87**, 174402 (2013).
- [4] L. Zhang, J. Ren, J. -S. Wang, and B. Li, *Phys. Rev. B* **87**, 144101 (2013).
- [5] A. Mook, J. Henk, and I. Mertig, *Phys. Rev. B* **89**, 134409 (2014).
- [6] S. A. Owerre, *J. Phys.: Condens. Matter* **28**, 386001 (2016).
- [7] A. L. Chernyshev and P. A. Maksimov, *Phys. Rev. Lett.* **117**, 187203 (2016).
- [8] J. Romhányi, K. Penc, and R. Ganesh, *Nat. Commun.* **6**, 6805 (2015).
- [9] R. Chisnell, J. S. Helton, D. E. Freedman, D. K. Singh, R. I. Bewley, D. G. Nocera, and Y. S. Lee, *Phys. Rev. Lett.* **115**, 147201 (2015).
- [10] P. A. McClarty, F. Krüger, T. Guidi, S. F. Parker, K. Refson, A. W. Parker, D. Prabhakaran, and R. Coldea, *Nat. Phys.* **13**, 736 (2017).
- [11] L. Chen, J. -H. Chung, B. Gao, T. Chen, M. B. Stone, A. I. Kolesnikov, Q. Huang, and P. Dai, *Phys. Rev. X* **8**, 041028 (2018).
- [12] P. A. McClarty, X. -Y. Dong, M. Gohlke, J. G. Rau, F. Pollmann, R. Moessner, K. Penc, *Phys. Rev. B* **98**, 060404 (2018).
- [13] D. G. Joshi, *Phys. Rev. B* **98**, 060405 (2018).
- [14] F. Lu and Y. -M. Lu, arXiv:1807.05232
- [15] S. M. Winter, A. A. Tsirlin, M. Daghofer, J. van den Brink, Y. Singh, P. Gegenwart, and R. Valenti, *J. Phys.: Condens. Matter* **29**, 493002 (2017).
- [16] M. Hermanns, I. Kimchi, and J. Knolle, *Annu. Rev. Condens. Matter Phys.* **9**, 17 (2018).
- [17] J. G. Rau, E. K. -H. Lee, and H. -Y. Kee, *Annu. Rev. Condens. Matter Phys.* **7**, 195 (2016).
- [18] S. Trebst, arXiv:1701.07056.
- [19] Y. Singh, S. Manni, J. Reuther, T. Berlijn, R. Thomale, W. Ku, S. Trebst, and P. Gegenwart, *Phys. Rev. Lett.* **108**, 127203 (2012).
- [20] J. Reuther, R. Thomale, and S. Trebst, *Phys. Rev. B* **84**, 100406 (2011).
- [21] S. -H. Baek, S. -H. Do, K. -Y. Choi, Y. S. Kwon, A. U. B. Wolter, S. Nishimoto, J. van den Brink, and B. Büchner, *Phys. Rev. Lett.* **119**, 037201 (2017).
- [22] S. M. Winter, K. Riedl, P. A. Maksimov, A. L. Chernyshev, A. Honecker, and R. Valenti, *Nat. Commun.* **8**, 1152 (2017).
- [23] A. Ponomaryov, E. Schulze, J. Wosnitza, P. Lampen-Kelley, A. Banerjee, J. -Q. Yan, C. Bridges, D. Mandrus, S. Nagler, A. Kolezhuk et al., *Phys. Rev. B* **96**, 241107 (2017).
- [24] G. Baskaran, S. Mandal, R. Shankar, *Phys. Rev. Lett.* **98**, 247201 (2007).
- [25] G. Jackeli and G. Khaliullin, *Phys. Rev. Lett.* **102**, 017205 (2009).
- [26] S. K. Choi, R. Coldea, A. N. Kolmogorov, T. Lancaster, I. I. Mazin, S. J. Blundell, P. G. Radaelli, Yogesh Singh, P. Gegenwart, K. R. Choi, S.-W. Cheong, P. J. Baker, C. Stock, J. Taylor, *Phys. Rev. Lett.* **108**, 127204 (2012).
- [27] J. Chaloupka, G. Jackeli, and G. Khaliullin, *Phys. Rev. Lett.* **105**, 027204 (2010).
- [28] J. Chaloupka, G. Jackeli, and G. Khaliullin, *Phys. Rev. Lett.* **110**, 097204 (2013).
- [29] L. Janssen, E. C. Andrade, and M. Vojta, *Phys. Rev. Lett.* **117**, 277202 (2016).
- [30] A. Banerjee, C. A. Bridges, J. -Q. Yan, A. A. Aczel, L. Li, M. B. Stone, G.E. Granroth, M. D. Lumsden, Y. Yiu, J. Knolle, D. L. Kovrizhin, S. Bhattacharjee, R. Moessner, D. A. Tennant, D. G. Mandrus, S. E. Nagler, *Nat. Mater.* **15**, 733 (2016); A. Banerjee et al. *Science* **356**, 1055 (2017).
- [31] G. -W. Chern, Y. Sizyuk, C. Price, and N. B. Perkins, *Phys. Rev. B* **95**, 144427 (2017); C. Price and N. B. Perkins, *Phys. Rev. B* **88**, 024410 (2013).
- [32] E. Sela, H. -C. Jiang, M. H. Gerlach, and S. Trebst, *Phys. Rev. B* **90**, 035113 (2014).
- [33] Y. -Z. You, I. Kimchi, and A. Vishwanath, *Phys. Rev. B* **86**, 085145 (2012).
- [34] A. V. Chumak, V. I. Vasyuchka, A. A. Serga, and B. Hillebrands, *Nat. Phys.* **11**, 453 (2015); P. Nemeč, M. Fiebig, T. Kampfrath, and A. V. Kimel, *Nat. Phys.* **14**, 229 (2018).
- [35] J. -I. Inoue, and A. Tanaka, *Phys. Rev. Lett.* **105**, 017401 (2010); P. Delplace, A. Gomez-Leon, and G. Platero, *Phys. Rev. B* **88**, 245422 (2013).
- [36] T. Kitagawa, T. Oka, A. Brataas, L. Fu, and E. Demler, *Phys. Rev. B* **84**, 235108 (2011).
- [37] Z. Gu, H. A. Fertig, D. P. Arovas, and A. Auerbach, *Phys. Rev. Lett.* **107**, 216601 (2011).
- [38] N. Lindner, G. Refael, and V. Galitski, *Nat. Phys.* **7**, 490 (2011).
- [39] J. Cayssol, B. Dóra, F. Simon, R. Moessner, *Physica Status Solidi (RRL)-Rapid Research Letters* **7**, 101 (2013).
- [40] Y. H. Wang, H. Steinberg, P. Jarillo-Herrero, and N. Gedik, *Science* **342**, 453 (2013).
- [41] M. Sato, Y. Sasaki, and T. Oka, arXiv:1404.2010
- [42] S. A. Owerre, *J. Phys. Commun.* **1**, 021002 (2017); *Corrigendum*, *J. Phys. Commun.* **2**, 109501 (2018).
- [43] S. Kar and B. Basu, *Phys. Rev. B* **98** 245119 (2018).
- [44] M. Elyasi, S. Sato, and G. E. W. Bauer *Phys. Rev. B* **99**, 134402 (2019).
- [45] E. A. Stepanov, C. Dutreix, and M. I. Katsnelson, *Phys. Rev. Lett.* **118**, 157201 (2017); M. Claassen, H. -C. Jiang, B. Moritz, Th. P. Devereaux, *Nat. Commun.* **8**, 1192 (2017).
- [46] Y. Aharonov and A. Casher, *Phys. Rev. Lett.* **53**, 319 (1984).
- [47] A. V. Balatsky and B. L. Altshuler, *Phys. Rev. Lett.* **70**, 1678 (1993); F. Meier and D. Loss, *Phys. Rev. Lett.* **90**, 167204 (2003); H. Katsura, N. Nagaosa, and A. V. Balatsky, *Phys. Rev. Lett.* **95**, 057205 (2005); X. Zhang, T. Liu, M. E. Flatté, and H. X. Tang, *Phys. Rev. Lett.* **113**, 037202 (2014); Kouki Nakata, Jelena Klinovaja, and Daniel Loss, *Phys. Rev. B* **95**, 125429 (2017).
- [48] A. Rückriegel, A. Brataas, and R. A. Duine, *Phys. Rev. B* **97**, 081106(R) (2018).
- [49] T. Kampfrath, K. Tanaka, and K. A. Nelson, *Nature Photonics* **7**, 690 (2013); A. Kirilyuk, A. V. Kimel, and T. Rasing, *Rev. Mod. Phys.* **82**, 2731 (2010).
- [50] A. Sell, A. Leitenstorfer, and R. Huber, *Opt. Lett.* **33**,

- 2767 (2008).
- [51] A. Little, L. Wu, P. Lampen-Kelley, A. Banerjee, S. Patankar, D. Rees, C. A. Bridges, J.-Q. Yan, D. Mandrus, S. E. Nagler, and J. Orenstein, *Phys. Rev. Lett.* **119**, 227201 (2017); Z. Wang, S. Reschke, D. Hüvonen, S. -H. Do, K. -Y. Choi, M. Gensch, U. Nagel, T. Room, and A. Loidl, *Phys. Rev. Lett.* **119**, 227202 (2017); L. Wu et al., *Phys. Rev. B* **98**, 094425 (2018).
- [52] A. Kitaev, *Annals of Physics* **321**, 2 (2006).
- [53] J. Chaloupka and G. Khaliullin, *Phys. Rev. B* **92**, 024413 (2015).
- [54] See Supplemental Material for detail information on the Floquet theory, Berry curvature, and the thermal Hall effect.
- [55] T. Holstein and H. Primakoff, *Phys. Rev.* **58**, 1098 (1940).
- [56] J. H. Shirley, *Phys. Rev.* **138**, B979 (1965).
- [57] X. -Y. Feng, G. -M. Zhang, and T. Xiang, *Phys. Rev. Lett.* **98**, 087204 (2007).
- [58] G. Baskaran, D. Sen, R. Shankar, *Phys. Rev. B* **78**, 115116 (2008).
- [59] A. Chubukov, *Phys. Rev. Lett.* **69**, 832 (1992).
- [60] T. Fukui, Y. Hatsugai and H. Suzuki, *J. Phys. Soc. Jpn.* **74**, 1674 (2005).
- [61] H. Katsura, N. Nagaosa, and P. A. Lee, *Phys. Rev. Lett.* **104**, 066403 (2010).
- [62] Y. Onose, T. Ideue, H. Katsura, Y. Shiomi, N. Nagaosa, Y. Tokura, *Science* **329**, 297 (2010).
- [63] R. Matsumoto, R. Shindou, and S. Murakami, *Phys. Rev. B* **89**, 054420 (2014); R. Matsumoto and S. Murakami, *Phys. Rev. B* **84**, 184406 (2011).
- [64] M. Hirschberger, R. Chisnell, Y. S. Lee, and N. P. Ong, *Phys. Rev. Lett.* **115**, 106603 (2015).
- [65] S. A. Owerre, *J. Appl. Phys.* **120**, 043903 (2016).
- [66] Y. Kasahara, K. Sugii, T. Ohnishi, M. Shimozawa, M. Yamashita, N. Kurita, H. Tanaka, J. Nasu, Y. Motome, T. Shibauchi, and Y. Matsuda, *Phys. Rev. Lett.* **120**, 217205 (2018); J. Cookmeyer and J. E. Moore, *Phys. Rev. B* **98**, 060412 (2018).
- [67] H. Dehghani, T. Oka, and A. Mitra, *Phys. Rev. B* **90**, 195429 (2014).
- [68] G. Baskaran, arXiv:1211.4567

Supplemental Material: Photoinduced Floquet topological magnons in Kitaev magnets

S. A. Owerre,^{1,2} Paula Mellado,^{1,2} G. Baskaran,^{1,3}

¹*Perimeter Institute for Theoretical Physics, 31 Caroline St. N., Waterloo, Ontario N2L 2Y5, Canada.*

²*School of Engineering and Sciences, Adolfo Ibáñez University, Santiago 7941169, Chile*

³*The Institute of Mathematical Sciences, CIT Campus, Chennai 600 113, India*

(Dated: February 1, 2019)

In this Supplemental Material, we study the effects of the virtual photon absorption term $\mathcal{H}_{eff}^{(1)}$, and we derive all the tools we used in the main text.

I. KITAEV-HEISENBERG MODEL IN THE ROTATED COORDINATE SYSTEM

It is convenient to introduce the orthonormal basis vectors $(\hat{l}, \hat{m}, \hat{n})$, where \hat{n} points along the cubic (111) direction, which is originated perpendicular to the honeycomb plane. The orthonormal basis vectors are related to the cubic-axes basis $\hat{e}_x, \hat{e}_y, \hat{e}_z$ by the transformation

$$\begin{pmatrix} \hat{e}_x \\ \hat{e}_y \\ \hat{e}_z \end{pmatrix} = \begin{pmatrix} \frac{1}{\sqrt{3}} & \frac{1}{\sqrt{6}} & -\frac{1}{\sqrt{2}} \\ \frac{1}{\sqrt{3}} & \frac{1}{\sqrt{6}} & \frac{1}{\sqrt{2}} \\ \frac{1}{\sqrt{3}} & -\frac{2}{\sqrt{6}} & 0 \end{pmatrix} \begin{pmatrix} \hat{n} \\ \hat{l} \\ \hat{m} \end{pmatrix}. \quad (S1)$$

The spin operators also transform in the same way. Hence, the Kitaev-Heisenberg Hamiltonian in the new coordinate system can be written as [1]

$$\begin{aligned} \mathcal{H} = & (J_H + \frac{2J_K}{3}) \sum_{\langle ij \rangle} \vec{S}_i \cdot \vec{S}_j + \frac{2J_K}{3} \sum_{\langle ij \rangle \gamma} [c_\gamma (S_i^l S_j^l - S_i^m S_j^m) - s_\gamma (S_i^l S_j^m + S_i^m S_j^l)] \\ & - \frac{2J_K \sqrt{2}}{3} \sum_{\langle ij \rangle \gamma} [c_\gamma (S_i^l S_j^n + S_i^n S_j^l) + s_\gamma (S_i^m S_j^n + S_i^n S_j^m)], \end{aligned} \quad (S2)$$

where $\vec{S}_i = (S_i^l, S_i^m, S_i^n)$, $c_\gamma = \cos \varphi_\gamma$, $s_\gamma = \sin \varphi_\gamma$, and $\varphi_\gamma = 2\pi/3, 4\pi/3, 0$ for x, y, z bonds respectively. We can define the spin raising and lowering operators as $S_j^\pm = S_j^l \pm iS_j^m$. In the rotated frame, the spins couple to light through the time-dependent Aharonov-Casher phase $(S_i^+ S_j^- e^{i\Phi_{ij}(\tau)} + \text{H.c.})$ and $(S_i^+ S_j^+ e^{i\Phi_{ij}(\tau)} + \text{H.c.})$, where $\Phi_{ij}(\tau)$ acts as a time-dependent vector potential or gauge field to the spin current. Note that the last term in Eq. (S2) does not contribute in the linear spin-wave approximation: $S_i^n = S - a_i^\dagger a_i$, $S_i^+ \approx \sqrt{2} S a_i$ for $i \in \alpha_A$, and $S_j^n = S - b_j^\dagger b_j$, $S_j^+ \approx \sqrt{2} S b_j$ for $j \in \alpha_B$.

II. FLOQUET-BLOCH THEORY

The linear spin-wave bosonic Hamiltonian in momentum space is time-periodic and can be expanded as

$$\mathcal{H}_2(\vec{k}, \tau) = \mathcal{H}_2(\vec{k}, \tau + T) = \sum_{n=-\infty}^{\infty} e^{in\omega\tau} \mathcal{H}_2^n(\vec{k}), \quad (S3)$$

where $\mathcal{H}_2^{\pm n}(\vec{k}) = \frac{1}{T} \int_0^T e^{\mp in\omega\tau} \mathcal{H}_2(\vec{k}, \tau) d\tau$ are the Fourier components and $T = 2\pi/\omega$ is the period of the laser light. The corresponding eigenvectors of the time-periodic Hamiltonian can be written as

$$|\psi_\alpha(\vec{k}, \tau)\rangle = e^{-i\varepsilon_\alpha(\vec{k})\tau} |u_\alpha(\vec{k}, \tau)\rangle, \quad (S4)$$

where $|u_\alpha(\vec{k}, \tau)\rangle = |u_\alpha(\vec{k}, \tau + T)\rangle = \sum_n e^{in\omega\tau} |u_\alpha^n(\vec{k})\rangle$ is the time-periodic Floquet-Bloch wave function of magnon and $\varepsilon_\alpha(\vec{k})$ are the magnon quasienergy modes. We define the Floquet operator as $\mathcal{H}_F(\vec{k}, \tau) = \mathcal{H}_2(\vec{k}, \tau) - i\partial_\tau$. The corresponding eigenvalue equation is of the form

$$\sum_m [\mathcal{H}_2^{n-m}(\vec{k}) + m\hbar\omega\delta_{n,m}] u_\alpha^m(\vec{k}) = \varepsilon_\alpha(\vec{k}) u_\alpha^n(\vec{k}), \quad (S5)$$

where n, m are integers. The Fourier components of the single particle Hamiltonian are given by

$$\mathcal{H}_2^{(q)}(\vec{k}) = S \begin{pmatrix} \mathcal{M}^{(q)}(\vec{k}) & \mathcal{N}^{(q)}(\vec{k}) \\ [\mathcal{N}^{(-q)}(-\vec{k})]^* & [\mathcal{M}^{(-q)}(-\vec{k})]^T \end{pmatrix}, \quad (\text{S6})$$

$$\mathcal{M}^{(q)}(\vec{k}) = \begin{pmatrix} \rho_0^q & \rho_1^q(\vec{k}) \\ \rho_1^{-q}(\vec{k})^* & \rho_0^q \end{pmatrix}, \quad \mathcal{N}^{(q)}(\vec{k}) = \begin{pmatrix} 0 & \rho_2^q(\vec{k}) \\ \rho_2^{-q}(-\vec{k}) & 0 \end{pmatrix}, \quad (\text{S7})$$

where $q = n - m$,

$$\rho_0^q = -(3J_H + 2J_K)\delta_{q,0}, \quad (\text{S8})$$

$$\rho_1^q(\vec{k}) = \sum_{\ell=1}^3 J_\ell^F e^{i\vec{k}\cdot\vec{a}_\ell}, \quad (\text{S9})$$

$$\rho_2^q(\vec{k}) = \sum_{\ell=1}^3 J_{K,\ell}^F e^{i\vec{k}\cdot\vec{a}_\ell}, \quad (\text{S10})$$

where $J_1^F = (J_H + 2J_K/3)\mathcal{J}_q(\mathcal{E}_0)e^{iq\phi}$, $J_{2,3}^F = (J_H + 2J_K/3)\mathcal{J}_{\pm q}(\mathcal{E}_\pm)e^{\pm iq\Psi_\pm}$. $J_{K,1}^F = (2J_K\mathcal{J}_q(\mathcal{E}_0)/3)e^{iq\phi}$, $J_{K,2,3}^F = \mathcal{J}_{\pm q}(\mathcal{E}_\pm)(J_H + 2J_K/3)e^{\pm iq\Psi_\pm}e^{\pm i2\pi/3}$, and $\mathcal{J}_n(z)$ is the Bessel function of order $n \in \mathbb{Z}$.

$$\Psi_\pm = \arctan\left(\frac{\sin\phi}{\sqrt{3} \pm \cos\phi}\right), \quad \mathcal{E}_\pm = \frac{\mathcal{E}_0}{2}\sqrt{4 \pm 2\sqrt{3}\cos\phi} \quad (\text{S11})$$

The dimensionless quantity that characterizes the light intensity is given as $\mathcal{E}_0 = g\mu_B E_0 a / \hbar c^2$.

A. Effective time-independent Hamiltonian

In the off-resonant limit $\hbar\omega \gg A$, the effective static Hamiltonian can be expanded in power series of $1/\omega$ and the result can be written as

$$\mathcal{H}_{eff} = \sum_{i \geq 0} \frac{\mathcal{H}_{eff}^{(i)}}{(\hbar\omega)^i}. \quad (\text{S12})$$

The leading-order term in the zero-photon sector is $\mathcal{H}_{eff}^{(0)} = \mathcal{H}_2^0$, which is considered in the main text. In this supplemental material, we consider the effect of $\mathcal{H}_{eff}^{(1)}$ given by

$$\mathcal{H}_{eff}^{(1)} = \sum_{n=1}^{\infty} \frac{1}{n} [\mathcal{H}_2^n, \mathcal{H}_2^{-n}]. \quad (\text{S13})$$

For $n = 1$, this term can be understood as the second-order virtual-photon absorption-emission process, where the quasiparticles absorb or emit photon. In terms of spin operators, it is of the form

$$\mathcal{H}_{eff}^{(1)} \propto F(J_K, J_H, \mathcal{J}_1(\mathcal{E}_0)) \sin\phi \sum_{\langle\langle jk \rangle\rangle, \gamma} \nu_{ij} S_i^\alpha S_j^\gamma S_k^\beta, \quad (\text{S14})$$

where the summation runs over the second-nearest neighbour bonds of the honeycomb lattice, and $\nu_{ij} = \pm 1$ for clockwise and anti-clockwise hopping of the quasiparticles respectively. $F(J_K, J_H, \mathcal{J}_1(\mathcal{E}_0))$ is a function of interactions and the first-order Bessel function. Evidently, the results in the main text are unchanged for $\phi = 0$, since $\mathcal{H}_{eff}^{(1)} = 0$. In this supplemental material, we focus on the differences between the antiferromagnetic (AFM) Kitaev point ($\vartheta = \pi/2$), ferromagnetic (FM) Kitaev-Heisenberg model ($\vartheta = 5\pi/4$), and the FM Heisenberg point ($\vartheta = \pi$).

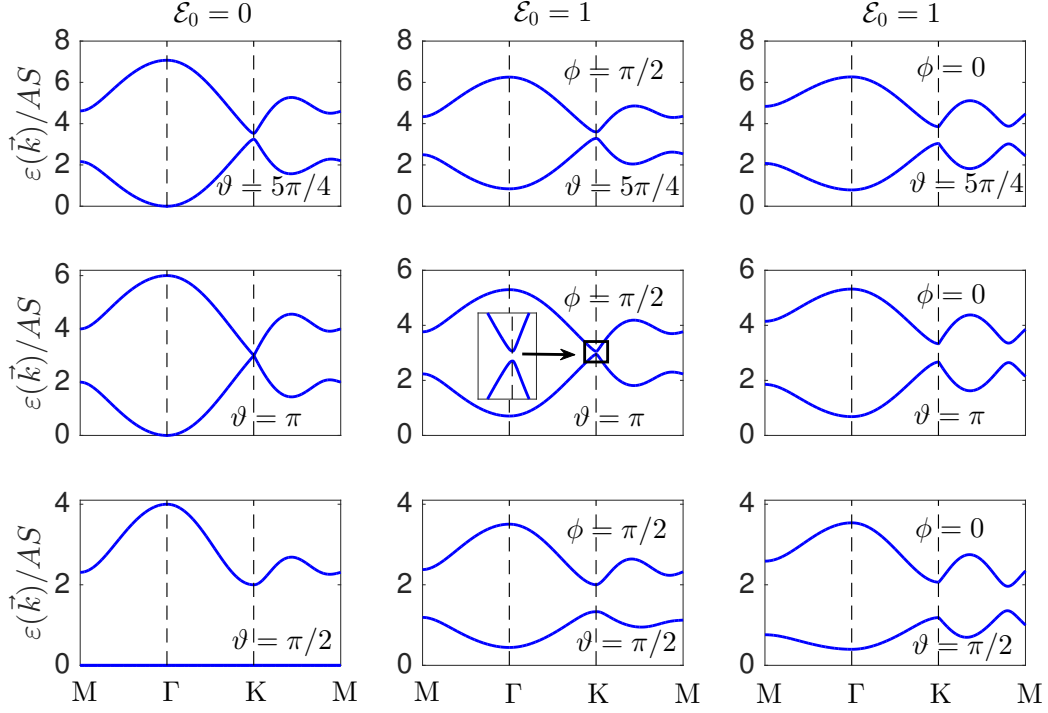


FIG. S1: Color online. Quasienergy Floquet magnon bands in the FM Kitaev-Heisenberg model $\vartheta = 5\pi/4$ (top panel), at the FM Heisenberg point $\vartheta = \pi$ (middle panel), at the AFM Kitaev point $\vartheta = \pi/2$ (bottom panel) for $\mathcal{E}_0 = 0$, $\mathcal{E}_0 = 1$ (vertical panels) and $\phi = \pi/2, 0$ (horizontal panels) respectively. The photon energy is $\hbar\omega/AS = 10$.

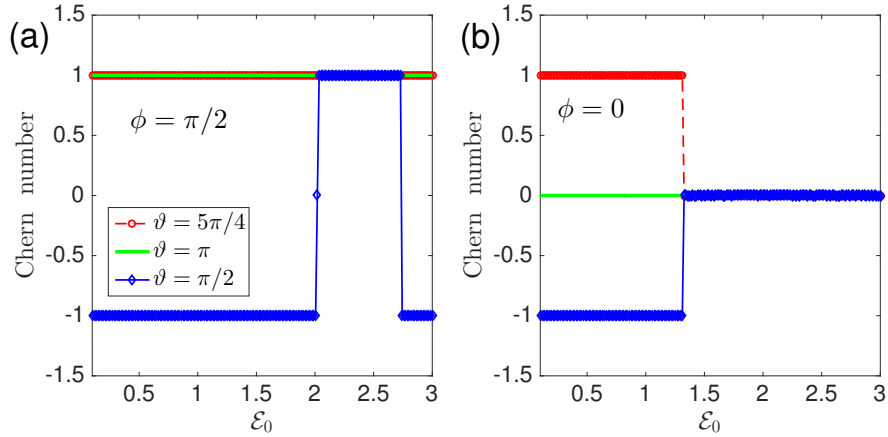


FIG. S2: Color online. Floquet Chern number of the lowest spin excitation as a function of \mathcal{E}_0 for (a) $\phi = \pi/2$ and (b) $\phi = 0$, in the FM Kitaev-Heisenberg point ($\vartheta = 5\pi/4$), at the FM Heisenberg point ($\vartheta = \pi$), and at the AFM Kitaev point ($\vartheta = \pi/2$). The photon energy is $\hbar\omega/AS = 10$. The Chern number of the magnon topology is ill-defined at $\mathcal{E}_0 = 0$ (not shown).

B. Paraunitary Operator

We want to diagonalize the effective Hamiltonian $\mathcal{H}_{eff}(\vec{k}) = \mathcal{H}_{eff}^{(0)}(\vec{k}) + \mathcal{H}_{eff}^{(1)}(\vec{k})/\hbar\omega$. The Floquet magnon Hamiltonian $\mathcal{H}_{eff}(\vec{k})$ can be diagonalized using the bosonic Bogoliubov transformation [2]: $\psi_{\vec{k}} = \mathcal{P}_{\vec{k}}Q_{\vec{k}}$, where $Q_{\vec{k}}^\dagger = (\gamma_{\vec{k}\alpha A}^\dagger, \gamma_{\vec{k}\alpha B}^\dagger, \gamma_{-\vec{k}\alpha A}, \gamma_{-\vec{k}\alpha B})$ are the Bogoliubov quasiparticles, and $\mathcal{P}_{\vec{k}}$ is a $2N \times 2N$ paraunitary matrix defined

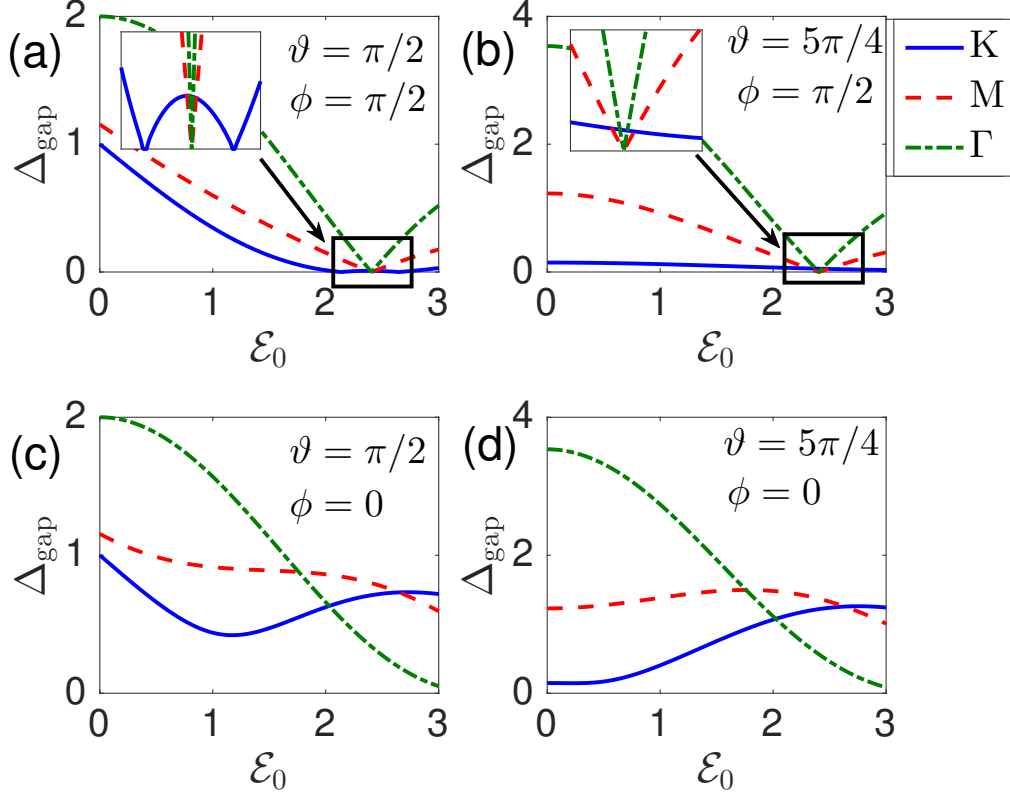


FIG. S3: Color online. Energy gap (in units of AS) as a function of \mathcal{E}_0 at the high symmetry points K, M, Γ . The photon energy is $\hbar\omega/AS = 10$.

as

$$\mathcal{P}_{\vec{k}} = \begin{pmatrix} u_{\vec{k}} & v_{\vec{k}} \\ v_{\vec{k}} & u_{\vec{k}} \end{pmatrix}, \quad (\text{S15})$$

where $u_{\vec{k}}$ and $v_{\vec{k}}$ are $N \times N$ matrices that satisfy

$$|u_{\vec{k}}|^2 - |v_{\vec{k}}|^2 = I_{N \times N}. \quad (\text{S16})$$

The matrix $\mathcal{P}_{\vec{k}}$ satisfies the relations,

$$\mathcal{P}_{\vec{k}}^\dagger \tau_3 \mathcal{P}_{\vec{k}} = \tau_3, \quad \mathcal{P}_{\vec{k}}^\dagger \mathcal{H}_{eff}(\vec{k}) \mathcal{P}_{\vec{k}} = \mathcal{E}(\vec{k}), \quad (\text{S17})$$

where

$$\mathcal{E}(\vec{k}) = \begin{pmatrix} \varepsilon_\alpha(\vec{k}) & 0 \\ 0 & \varepsilon_\alpha(-\vec{k}) \end{pmatrix}, \quad \tau_3 = \begin{pmatrix} I_{N \times N} & 0 \\ 0 & -I_{N \times N} \end{pmatrix}, \quad (\text{S18})$$

with quasienergy bands $\varepsilon_\alpha(\vec{k})$ and N is the number of unit cell. This is equivalent to diagonalizing the bosonic Bogoliubov Hamiltonian $\mathcal{H}_B(\vec{k}) = \tau_3 \mathcal{H}_{eff}(\vec{k})$. We define the photoinduced Berry curvature of the bands as

$$\Omega_\alpha^z(\vec{k}) = -2\text{Im} \sum_{\beta \neq \alpha} \frac{[\langle \mathcal{P}_{\vec{k}\alpha} | \hat{v}_x | \mathcal{P}_{\vec{k}\beta} \rangle \langle \mathcal{P}_{\vec{k}\beta} | \hat{v}_y | \mathcal{P}_{\vec{k}\alpha} \rangle]}{[\varepsilon_\beta(\vec{k}) - \varepsilon_\alpha(\vec{k})]^2}, \quad (\text{S19})$$

where $\hat{v}_{x,y} = \partial \mathcal{H}_B(\vec{k}) / \partial k_{x,y}$ defines the photoinduced velocity operators, and $\mathcal{P}_{\vec{k}\alpha}$ are the components of the paraunitary operator. The Berry curvature acts as a fictitious magnetic field in the momentum space, and it acts on magnons

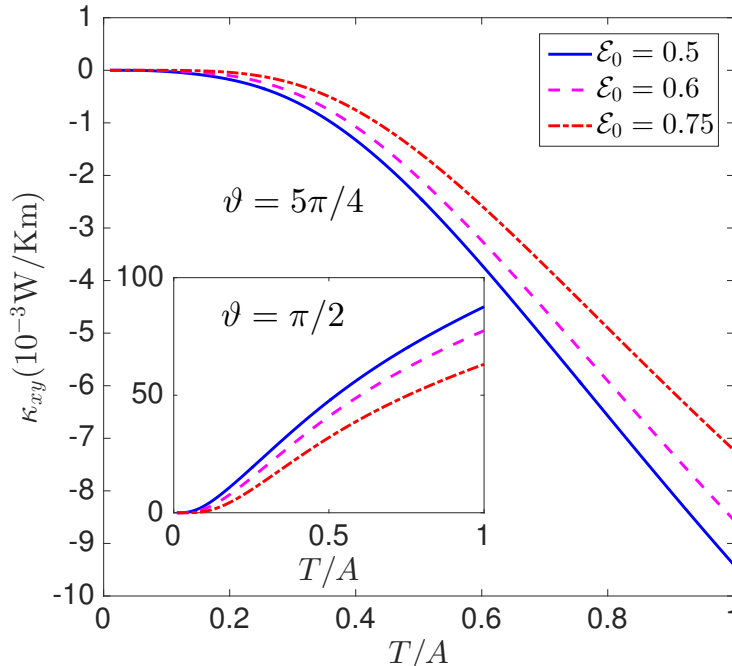


FIG. S4: Color online. The photoinduced Floquet thermal Hall conductivity κ_{xy} as a function of T/A at $\phi = 0$, $S = 1/2$ in the Kitaev-Heisenberg model ($\vartheta = 5\pi/4$) and at the AFM Kitaev point $\vartheta = \pi/2$ (inset). Note that there is no finite κ_{xy} at the FM Heisenberg point ($\vartheta = \pi$) for $\phi = 0$. Note that κ_{xy} is ill-defined at $\mathcal{E}_0 = 0$ (not shown)

in the same way a magnetic field acts on electrons. We can now define the Chern number of the Floquet quasienergy magnon bands as the flux of the Berry curvature threading the entire BZ:

$$C_{eff}^{\alpha}(\mathcal{E}_0, \phi) = \frac{1}{2\pi} \int_{BZ} d^2k \Omega_{\alpha}^z(\vec{k}). \quad (\text{S20})$$

The Chern number has been computed using the discretized BZ method [14].

C. Tunable thermal Hall conductivity

The expression for the tunable thermal Hall conductivity is given by [13]

$$\kappa_{xy}(\mathcal{E}_0, \phi, T) = -k_B T \int_{BZ} \frac{d\vec{k}}{(2\pi)^2} \sum_{\alpha=1}^N c_2[f_{\alpha}^B(\vec{k})] \Omega_{\alpha}^z(\vec{k}), \quad (\text{S21})$$

where $f_{\alpha}^B(\vec{k}) = (e^{\varepsilon_{\alpha}(\vec{k})/k_B T} - 1)^{-1}$ is the Bose-Einstein distribution function of magnon close to thermal equilibrium, k_B the Boltzmann constant which we will set to unity, T is the temperature and $c_2[x] = (1+x) \left(\ln \frac{1+x}{x}\right)^2 - (\ln x)^2 - 2\text{Li}_2(-x)$ is the weight function, with $\text{Li}_2(x)$ being the dilogarithm. In Fig. (S4), we have shown the temperature dependence of κ_{xy} for $\phi = 0$ and $\mathcal{E}_0 = 0.5, 0.6, 0.75$, in the Kitaev-Heisenberg model $\vartheta = 5\pi/4$ and at the AFM Kitaev point $\vartheta = \pi/2$ (inset).

D. Photoinduced topological phase transitions

In Fig. (S1), we have shown the Floquet quasienergy magnon bands for the Kitaev-Heisenberg model $\vartheta = 5\pi/4$ (top panel), FM Heisenberg point $\vartheta = \pi$ (middle panel), and AFM Kitaev point $\vartheta = \pi/2$ (bottom panel) for $\mathcal{E}_0 = 0$, ($\mathcal{E}_0 = 1$, $\phi = \pi/2$), and ($\mathcal{E}_0 = 1$, $\phi = 0$). In the FM Kitaev-Heisenberg model $\vartheta = 5\pi/4$ (top panel), the magnon bands for the undriven system are separated by a finite energy gap at the K point of the BZ. However, topological

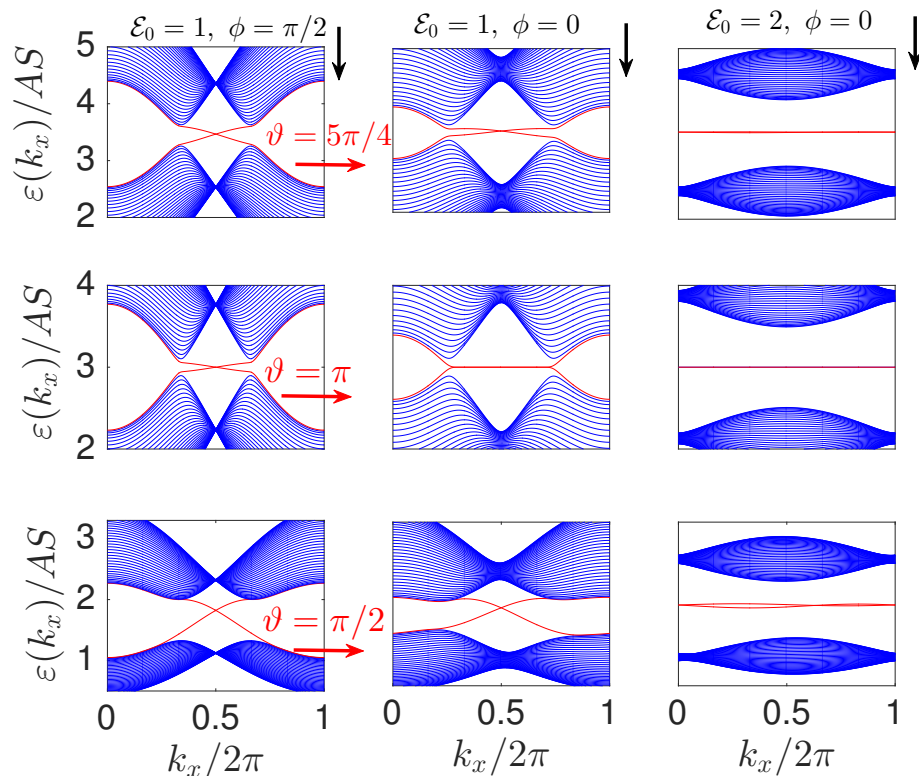


FIG. S5: Color online. Bulk Floquet magnon bands with zigzag chiral edge states (red curves). The arrows indicate the directions where the same parameters have been used. The photon energy is $\hbar\omega/AS = 10$.

properties at the lowest excitation is not well-defined [3]. The application a laser drive does not close the gap for both linear and circular polarizations, but the system is now driven to a topological phase as we will show below. At the Heisenberg point $\vartheta = \pi$ (middle panel), the magnon bands for the undriven system possess Dirac node at the K point. The Dirac node are immediately gap out upon the application of a laser drive due to Eq. (S14) [4–6]. In this case, the gap opened by linear polarization is topologically trivial as we will show later. At the AFM Kitaev point $\vartheta = \pi/2$ (bottom panel), the magnon bands possess zero energy mode [8–10] for the undriven system. A zero energy mode in the spin wave excitations is well-known in the isotropic Heisenberg kagome antiferromagnets [11, 12], and it signifies the existence of an extensive classical degeneracy, *i.e.* the onset of a classical spin liquid. As the laser field is turned on, we can see that the zero energy mode is lifted for both linear and circular polarizations, which implies a photoinduced magnetic order. We will now show that the resulting quasienergy magnon bands are topological.

In Fig. (S2), we have shown the evolution of the lowest Floquet Chern number as a function of \mathcal{E}_0 for $\phi = \pi/2$ (a) and $\phi = 0$ (b) with $\vartheta = \pi/2, \pi, 5\pi/4$. We can see that the Chern number changes sign as \mathcal{E}_0 varies at the AFM Kitaev point $\vartheta = \pi/2$. This topological phase transition is due to $\mathcal{H}_{eff}^{(1)}(\vec{k})$. However, the Kitaev-Heisenberg model $\vartheta = 5\pi/4$ and the FM Heisenberg point $\vartheta = \pi$ remain constant as \mathcal{E}_0 varies. The most distinctive feature of this model is that for linearly polarized light ($\phi = 0$), the Chern number at the FM Heisenberg point $\vartheta = \pi$ vanishes, whereas the Kitaev-Heisenberg model $\vartheta = 5\pi/4$ and the AFM Kitaev point $\vartheta = \pi/2$ both have non-vanishing Chern number for $0 < \mathcal{E}_0 \lesssim 1.35$, but vanishes for $\mathcal{E}_0 > 1.35$. We note that in Floquet topological systems such as irradiated graphene [7] or irradiated Heisenberg ferromagnets [4–6], linear polarization does not break time-reversal symmetry and thus cannot induce Floquet topological bands. The non-vanishing Chern number in the regime $0 < \mathcal{E}_0 \lesssim 1.35$ for linear polarization is due to the fact that the Kitaev model possesses topological spin excitations at zeroth-order $\mathcal{H}_{eff}^{(0)} = \mathcal{H}^0$ due to photo-induced magnetic field (see main text).

To see why the Chern number changes sign at the AFM Kitaev point $\vartheta = \pi/2$, we have shown the energy gap in Fig. (S3). In (a), we can see that the change in the Chern number at AFM Kitaev point $\vartheta = \pi/2$ and for $\phi = \pi/2$ is accompanied by gap closing and reopening at the K point. In (b) the Kitaev-Heisenberg model for $\vartheta = 5\pi/4$ and $\phi = \pi/2$ does not exhibit any gap closing at the K point, hence there is no sign change in the Chern number. In (c,d), we can see that for $\phi = 0$ there is no gap closing for the values of ϑ we have considered. Hence, the Chern number does not change sign for $\phi = 0$. In Fig. (S5), we have shown the bulk bands along a one-dimension zigzag strip. We

can see that chiral edge modes (red curves) transverse the bulk gap in the topological regime for $k_x \in [\frac{2}{3}\pi, \frac{4}{3}\pi]$, and they cross at the time-reversal invariant momentum $k_x = \pi$. For linear polarization $\phi = 0$ and $\mathcal{E}_0 > 1.35$, we can see that the chiral edge modes do not cross in the vicinity of the bulk gap, which signifies that the system is topologically trivial as confirmed by the plot of the Chern number in Fig. (S2)(b).

III. QUANTUM FIELD THEORY DESCRIPTION

In 2D insulating quantum magnets, topological spin excitations are manifested at the Dirac point located at the K point of the BZ. Effectively, the topological properties of the system can be captured at this point in the low-energy limit. As the external electromagnetic field is applied, the system can be described by the Dirac-Pauli Lagrangian [15, 16]

$$\mathcal{L} = \bar{\psi} \left(-v_0 \gamma^0 + i \gamma^\mu \partial_\mu - \frac{\mu m}{2} \sigma^{\mu\nu} F_{\mu\nu} - m \right) \psi, \quad (\text{S22})$$

where v_0 accounts for the finite energy Dirac point and m is the mass gap at the K point. The two-component wave function is given by $\psi = (u_A(\vec{x}, \tau), u_B(\vec{x}, \tau))^T$, and $\bar{\psi} = \psi^\dagger \gamma^0$. Here, $F_{\mu\nu}$ is the electromagnetic field tensor, and $\sigma^{\mu\nu} = \frac{i}{2} [\gamma^\mu, \gamma^\nu] = i \gamma^\mu \gamma^\nu$, ($\mu \neq \nu$) with $\gamma^\mu = (\gamma^0, \gamma^i)$. In (2+1) dimensions, one of the representations of gamma matrices is given by

$$\gamma^0 = \sigma_z, \quad \gamma^1 = i \sigma_y, \quad \gamma^2 = -i \sigma_x, \quad (\text{S23})$$

where σ_i ($i = x, y, z$) are Pauli matrices. They satisfy the anticommutation relations $\{\gamma^\mu, \gamma^\nu\} = 2g^{\mu\nu}$, where $g^{\mu\nu} = \text{diag}(1, -1, -1)$ is the Minkowski metric in (2+1) dimensions. The corresponding Hamiltonian is given by

$$H = \int d^2x \left[\pi(x) \dot{\psi}(x) - \mathcal{L} \right] \equiv \int d^2x \psi^\dagger \mathcal{H}_D \psi, \quad (\text{S24})$$

where $\pi(x) = \partial \mathcal{L} / \partial \dot{\psi}(x)$ is the generalized momentum and $x = (\vec{x}, \tau)$. The Dirac magnon Hamiltonian in the presence of an electromagnetic field is given by

$$\mathcal{H}_D = v_0 \mathbf{I}_{2 \times 2} - i \vec{\alpha} \cdot \vec{\nabla} + \gamma^0 \frac{\mu m}{2} \sigma^{\mu\nu} F_{\mu\nu} + \beta m, \quad (\text{S25})$$

where $\vec{\alpha} = \gamma^0 \vec{\gamma}$ and $\beta = \gamma^0$.

Now we consider an electromagnetic field with only a spatially uniform time-dependent electric field vector $\vec{E}(\tau)$. In this case, $\frac{1}{2} \sigma^{\mu\nu} F_{\mu\nu} = i \gamma^0 \vec{\gamma} \cdot \vec{E}(\tau)$. Hence, the corresponding low-energy Dirac Hamiltonian in momentum space is given by

$$\mathcal{H}_D(\vec{q}, \tau) = v_0 \mathbf{I}_{2 \times 2} + \vec{\sigma}_\perp \cdot (\vec{q} + \mu m \vec{\Xi}(\tau)) + m \sigma_z, \quad (\text{S26})$$

where $\vec{\sigma}_\perp = (\sigma_x, \sigma_y)$ and $\vec{q} = \vec{k} - \text{K}$ is the momentum deviation from the Dirac point. We can see that the time-periodic electromagnetic field enters the Hamiltonian as a minimal coupling in (2+1) dimensions, in analogy to charged particles.

-
- | | |
|---|---|
| <p>[1] J. Chaloupka and G. Khaliullin, Phys. Rev. B 92, 024413 (2015).</p> <p>[2] J. -P. Blaizot and G. Ripka, <i>Quantum Theory of Finite Systems</i> (MIT Press, Cambridge, MA, 1986).</p> <p>[3] D. G. Joshi, Phys. Rev. B 98, 060405 (2018).</p> <p>[4] S. A. Owerre, J. Phys. Commun. 1, 021002 (2017).</p> <p>[5] S. Kar and B. Basu, Phys. Rev. B 98 245119 (2018).</p> <p>[6] M. Elyasi, S. Sato, and G. E. W. Bauer arXiv:1812.03738 (2018).</p> | <p>[7] T. Kitagawa, T. Oka, A. Brataas, L. Fu, and E. Demler, Phys. Rev. B 84, 235108 (2011).</p> <p>[8] G. Baskaran, D. Sen, R. Shankar, Phys. Rev. B 78, 115116 (2008).</p> <p>[9] I. Rousochatzakis, Y. Sizyuk, N. B. Perkins, Nat. Commun. 9, 1575 (2018).</p> <p>[10] S. Chandra, K. Ramola, and D. Dhar, Phys. Rev. E 82, 031113 (2010).</p> <p>[11] A. Chubukov, Phys. Rev. Lett. 69, 832 (1992).</p> |
|---|---|

- [12] A. B. Harris, C. Kallin, and A. J. Berlinsky, Phys. Rev. B **45**, 2899 (1992).
- [13] R. Matsumoto, R. Shindou, and S. Murakami, Phys. Rev. B **89**, 054420 (2014).
- [14] T. Fukui, Y. Hatsugai and H. Suzuki, J. Phys. Soc. Jpn. **74**, 1674 (2005).
- [15] W. Pauli, Rev. Mod. Phys. **13**, 203 (1941).
- [16] J. D. Bjorken and S. D. Drell, *Relativistic Quantum Mechanics* (New York McGraw-Hill) (1964).