

A novel adaptive learning rate scheduler for deep neural networks

Rahul Yedida and Snehanshu Saha

Abstract

Optimizing deep neural networks is largely thought to be an empirical process, requiring manual tuning of several parameters, such as learning rate, weight decay, and dropout rate. Arguably, the learning rate is the most important of these to tune, and this has gained more attention in recent works. In this paper, we propose a novel method to compute the learning rate for training deep neural networks. We derive a theoretical framework to compute learning rates dynamically, and then show experimental results on standard datasets and architectures to demonstrate the efficacy of our approach.

1 Introduction

Deep learning [8] is becoming more omnipresent for several tasks, including image recognition [22, 29], face recognition [30], and object detection [6]. At the same time, the trend is towards deeper neural networks [12, 9].

Deep convolutional neural networks [15, 16] are a variant that introduce convolutional and pooling layers, and have seen incredible success in image classification [21, 33], even surpassing human-level performance [9]. Very deep convolutional neural networks have even crossed 1000 layers [11].

Despite their popularity, training neural networks is made difficult by several problems. These include vanishing and exploding gradients [7, 3] and overfitting. Various advances including different activation functions [14, 17], batch normalization [12], novel initialization schemes [9], and dropout [26] offer solutions to these problems.

However, a more fundamental problem is that of finding optimal values for various hyperparameters, of which the learning rate is arguably the most important. It is well-known that learning rates that are too small are slow to converge, while learning rates that are too large cause divergence [2]. Recent works agree that rather than a fixed learning rate value, a non-monotonic learning rate scheduling system offers faster convergence [20, 23]. It has also been argued that the traditional wisdom that large learning rates should not be used may be flawed, and can lead to “super-convergence” and have regularizing effects [25]. Our experimental results agree with this statement; however, rather

than use cyclical learning rates based on intuition, we propose a novel method to compute an adaptive learning rate backed by theoretical foundations.

To the best of our knowledge, this is the first work to suggest an adaptive learning rate scheduler with a theoretical background and show experimental verification of its claim on standard datasets and network architectures. Thus, our contributions are two-fold. First, we propose a novel theoretical framework for computing an optimal learning rate in stochastic gradient descent in deep neural networks, based on the Lipschitz constant of the loss function. We show that for certain choices of activation functions, only the activations in the last two layers are required to compute the learning rate. Second, we compute the ideal learning rate for several commonly used loss functions, and use these formulas to experimentally demonstrate the efficacy of our approach.

Our approach exploits functional properties of the loss function, and only makes two minimal assumptions on the loss function: it must be Lipschitz continuous[19] and (at least) once differentiable. Commonly used loss functions satisfy both these properties.

The rest of the paper is organized as follows. Section 3 introduces our novel theoretical framework. Sections 4 to 6 derive the learning rates for some common loss functions. Section 7 then shows experimental results demonstrating the benefits of our approach. Finally, Section 8 concludes and discusses possible future work.

2 Related Work

Several enhancements to the original gradient descent algorithm have been proposed. These include adding a “momentum” term to the update rule [28], and “adaptive gradient” methods such as RMSProp[31], and Adam[13], which combines RMSProp and AdaGrad[5]. These methods have seen widespread use in deep neural networks[18, 32, 1].

Recently, there has been a lot of work on finding novel ways to adaptively change the learning rate. These have both theoretical [20] and intuitive, empirical [25, 23] backing. These works rely on non-monotonic scheduling of the learning rate. [23] argues for cyclical learning rates. Our proposed method also yields a non-monotonic learning rate, but does not follow any predefined shape.

Our work is also motivated by recent works that theoretically show that stochastic gradient descent is sufficient to optimize over-parameterized neural networks, making minimal assumptions [34, 4]. Our aim is to mathematically identify an optimal learning rate, rejecting the notion that only small learning rates must be used, and then experimentally show the validity of our claims.

3 Theoretical framework

For a neural network that uses the sigmoid, ReLU, or softmax activations, it is easily shown that the gradients get smaller towards the earlier layers in back-

propagation. Because of this, the gradients at the last layer are the maximum among all the gradients computed during backpropagation. If $w_{ij}^{[l]}$ is the weight from node i to node j at layer l , and if L is the number of layers, then

$$\max_{h,k} \frac{\partial E}{\partial w_{hk}^{[L]}} \geq \frac{\partial E}{\partial w_{ij}^{[l]}} \forall l, i, j \quad (1)$$

Essentially, (1) says that the maximum gradient of the error with respect to the weights in the last layer is greater than the gradient of the error with respect to any weight in the network. This obviously extends to the bias as well. In other words, finding the maximum gradient at the last layer gives us a supremum of the Lipschitz constants of the error, where the gradient is taken with respect to the weights at any layer.

We now analytically arrive at a theoretical supremum value for different types of problems. The inverse of these values can be used as a learning rate in gradient descent. In any layer, we have the computations

$$z^{[l]} = W^{[l]T} a^{[l-1]} + b^{[l]} \quad (2)$$

$$a^{[l]} = g(z^{[l]}) \quad (3)$$

$$a^{[0]} = X \quad (4)$$

Thus, the gradient with respect to any weight in the last layer is computed via the chain rule as follows.

$$\begin{aligned} \frac{\partial E}{\partial w_{ij}^{[L]}} &= \frac{\partial E}{\partial a_j^{[L]}} \cdot \frac{\partial a_j^{[L]}}{\partial z_j^{[L]}} \cdot \frac{\partial z_j^{[L]}}{\partial w_{ij}^{[L]}} \\ &= \frac{\partial E}{\partial a_j^{[L]}} \cdot \frac{\partial a_j^{[L]}}{\partial z_j^{[L]}} \cdot a_j^{[L-1]} \end{aligned} \quad (5)$$

This gives us

$$\max_{i,j} \left| \frac{\partial E}{\partial w_{ij}^{[L]}} \right| = \max_j \left| \frac{\partial E}{\partial a_j^{[L]}} \right| \cdot \max_j \left| \frac{\partial a_j^{[L]}}{\partial z_j^{[L]}} \right| \cdot \max_j |a_j^{[L-1]}| \quad (6)$$

The third part cannot be analytically computed; we denote it as K_z . We now look at various types of problems and compute these components.

4 Regression

For regression, we use the least-squares cost function. Further, we assume that there is only one output node. That is,

$$E(\mathbf{a}^{[L]}) = \frac{1}{2m} (\mathbf{a}^{[L]} - \mathbf{y})^2 \quad (7)$$

where the vectors contain the values for each training example. Then we have,

$$\begin{aligned} E(\mathbf{b}^{[L]}) - E(\mathbf{a}^{[L]}) &= \frac{1}{2m} \left((\mathbf{b}^{[L]} - \mathbf{y})^2 - (\mathbf{a}^{[L]} - \mathbf{y})^2 \right) \\ &= \frac{1}{2m} (\mathbf{b}^{[L]} + \mathbf{a}^{[L]} - 2\mathbf{y}) (\mathbf{b}^{[L]} - \mathbf{a}^{[L]}) \end{aligned}$$

This gives us,

$$\begin{aligned} \frac{\|E(\mathbf{b}^{[L]}) - E(\mathbf{a}^{[L]})\|}{\|\mathbf{b}^{[L]} - \mathbf{a}^{[L]}\|} &= \frac{1}{2m} \|\mathbf{b}^{[L]} + \mathbf{a}^{[L]} - 2\mathbf{y}\| \\ &\leq \frac{1}{m} (K_a - \|y\|) \end{aligned} \quad (8)$$

where K_a is the upper bound of $\|\mathbf{a}\|$ and $\|\mathbf{b}\|$. Observe that the choice of norm here is important. Because the least-squares cost function is obtained by assuming that the errors have a mean of zero, we should not take the 1-norm here, because it would equal zero. A reasonable choice, therefore, is the 2-norm.

Looking back at (6), the second term on the right side of the equation is the derivative of the activation with respect to its parameter. Notice that if the activation is sigmoid or softmax, then it is necessarily less than 1; if it is ReLu, it is either 0 or 1. Therefore, to find the maximum, we assume that the network is comprised solely of ReLu activations, and the maximum of this is 1.

From (6), we have

$$\max_{i,j} \left| \frac{\partial E}{\partial w_{ij}^{[L]}} \right| = \frac{1}{m} (K_a - \|y\|) K_z \quad (9)$$

The inverse of this, therefore, can be set as the learning rate for gradient descent.

5 Binary classification

For binary classification, we use the binary cross-entropy loss function. Assuming only one output node,

$$E(\mathbf{z}^{[L]}) = -\frac{1}{m} \left(\mathbf{y} \log g(\mathbf{z}^{[L]}) + (1 - \mathbf{y}) \log(1 - g(\mathbf{z}^{[L]})) \right) \quad (10)$$

where $g(z)$ is the sigmoid function. We use a slightly different version of (6) here:

$$\max_{i,j} \left| \frac{\partial E}{\partial w_{ij}^{[L]}} \right| = \max_j \left| \frac{\partial E}{\partial z_j^{[L]}} \right| \cdot K_z \quad (11)$$

Then, we have

$$\begin{aligned}
\frac{\partial E}{\partial \mathbf{z}^{[L]}} &= -\frac{1}{m} \left(\frac{\mathbf{y}}{g(\mathbf{z}^{[L]})} g(\mathbf{z}^{[L]}) (1 - g(\mathbf{z}^{[L]})) - \frac{1 - \mathbf{y}}{1 - g(\mathbf{z}^{[L]})} g(\mathbf{z}^{[L]}) (1 - g(\mathbf{z}^{[L]})) \right) \\
&= -\frac{1}{m} \left(\mathbf{y} (1 - g(\mathbf{z}^{[L]})) - (1 - \mathbf{y}) g(\mathbf{z}^{[L]}) \right) \\
&= -\frac{1}{m} \left(\mathbf{y} - \mathbf{y} g(\mathbf{z}^{[L]}) - g(\mathbf{z}^{[L]}) + \mathbf{y} g(\mathbf{z}^{[L]}) \right) \\
&= -\frac{1}{m} \left(\mathbf{y} - g(\mathbf{z}^{[L]}) \right)
\end{aligned} \tag{12}$$

It is easy to show, using the second derivative, that this attains a maxima at $\mathbf{z}^{[L]} = 0$:

$$\frac{\partial^2 E}{\partial \mathbf{w}_{ij}^{[L]2}} = \frac{1}{m} g(\mathbf{z}^{[L]}) (1 - g(\mathbf{z}^{[L]})) a_j^{[L-1]} \tag{13}$$

Setting (13) to 0 yields $a_j^{[L-1]} = 0 \forall j$, and thus $z^{[L]} = W_{ij}^{[L]} a_j^{[L-1]} = 0$. This implies $g(\mathbf{z}^{[L]}) = \frac{1}{2}$. Now whether \mathbf{y} is 0 or 1, substituting this back in (12), get

$$\max_j \left| \frac{\partial E}{\partial z_j^{[L]}} \right| = \frac{1}{2m} \tag{14}$$

Using (14) in (11),

$$\max_{i,j} \left| \frac{\partial E}{\partial w_{ij}^{[L]}} \right| = \frac{K_z}{2m} \tag{15}$$

6 General cross-entropy loss function

While conventionally, multi-class classification is done using one-hot encoded outputs, that is not convenient to work with mathematically. An identical form of this is to assume the output follows a Multinomial distribution, and then updating the loss function accordingly. This is because the effect of the typical loss function used is to only consider the ‘‘hot’’ vector; we achieve the same effect using the Iverson notation, which is equivalent to the Kronecker delta. With this framework, the loss function is

$$E(\mathbf{a}^{[L]}) = -\frac{1}{m} \sum_{j=1}^k [\mathbf{y} = j] \log \mathbf{a}^{[L]} \tag{16}$$

Then the first part of (6) is trivial to compute:

$$\frac{\partial E}{\partial \mathbf{a}^{[L]}} = -\frac{1}{m} \sum_{j=1}^m \frac{[\mathbf{y} = j]}{\mathbf{a}^{[L]}} \tag{17}$$

The second part is computed as follows.

$$\begin{aligned}
\frac{\partial a_j^{[L]}}{\partial z_p^{[L]}} &= \frac{\partial}{\partial z_p^{[L]}} \left(\frac{e^{z_j^{[L]}}}{\sum_{l=1}^k e^{z_l^{[L]}}} \right) \\
&= \frac{[p=j]e^{z_j^{[L]}} \sum_{l=1}^k e^{z_l^{[L]}} - e^{z_j^{[L]}} \cdot e^{z_p^{[L]}}}{\left(\sum_{l=1}^k e^{z_l^{[L]}} \right)^2} \\
&= \frac{[p=j]e^{z_j^{[L]}}}{\sum_{l=1}^k e^{z_l^{[L]}}} - \frac{e^{z_j^{[L]}}}{\sum_{l=1}^k e^{z_l^{[L]}}} \cdot \frac{e^{z_p^{[L]}}}{\sum_{l=1}^k e^{z_l^{[L]}}} \\
&= \left([p=j]a_j^{[L]} - a_j^{[L]}a_p^{[L]} \right) \\
&= a_j^{[L]}([p=j] - a_p^{[L]}) \tag{18}
\end{aligned}$$

Combining (17) and (18) in (5) gives

$$\frac{\partial E}{\partial W_p^{[L]}} = \frac{1}{m} \left(a_p^{[L]} - [\mathbf{y} = p] \right) K_z \tag{19}$$

It is easy to show that the limiting case of this is when all softmax values are equal and each $y^{(i)} = p$; using this and $a_p^{[L]} = \frac{1}{k}$ in (19) and combining with (6) gives us our desired result:

$$\max_j \left| \frac{\partial E}{\partial W_j^{[L]}} \right| = \frac{k-1}{km} K_z \tag{20}$$

7 Experiments

Below we show the results and details of our experiments on some publicly available datasets. While our results are not state of the art, our focus was to empirically show that SGD can be run with higher learning rates than typically understood. All our experiments were run on a Tesla P100 GPU, and the models were optimized using a stochastic gradient descent optimizer with no momentum or weight decay unless specified. On CIFAR, we only use flipping and translation augmentation schemes as in [10]. In all experiments the raw image values were divided by 255.

7.1 MNIST

On MNIST, the architecture we used is shown in Table 1. All activations except the last layer are ReLU; the last layer uses softmax activations. The model has 730K parameters. We trained the model on a Tesla K80 GPU.

Our preprocessing involved random shifts (up to 10%), zoom (to 10%), and rotations (to 15°). We used a batch size of 256, and ran the model for 20 epochs. Each epoch took around 18 seconds. The experiment on MNIST used

Table 1: CNN used for MNIST

Layer	Filters	Padding
3 x 3 Conv	32	Valid
3 x 3 Conv	32	Valid
2 x 2 MaxPool	–	–
Dropout (0.2)	–	–
3 x 3 Conv	64	Same
3 x 3 Conv	64	Same
2 x 2 MaxPool	–	–
Dropout (0.25)	–	–
3 x 3 Conv	128	Same
Dropout (0.25)	–	–
Flatten	–	–
Dense (128)	–	–
BatchNorm	–	–
Dropout (0.25)	–	–
Dense (10)	–	–

only an adaptive learning rate, where the Lipschitz constant, and therefore, the learning rate was recomputed every epoch. Note that this works even though the penultimate layer is a Dropout layer. No regularization was used during training. With these settings, we achieved a training accuracy of 98.57% and validation accuracy 99.5%.

Figure 1 shows the plot of accuracy scores and loss over the training and validation sets over epochs.

Finally, Figure 2 shows the computed learning rate over epochs. Note that unlike the computed adaptive learning rates for CIFAR-10 (Figure 5) and CIFAR-100 (Figure 6), the learning rate for MNIST starts at a much higher value. While the learning rate here seems much more random, it must be noted that this was run for only 20 epochs, and hence any variation is exaggerated in comparison to the other models, run for 300 epochs.

7.2 CIFAR-10

For the CIFAR-10 experiments, we used a ResNet20 v1[10]. A residual network is a deep neural network that is made of “residual blocks”. A residual block is a special case of a highway networks [27] that do not contain any gates in their skip connections. ResNet v2 also uses “bottleneck” blocks. A bottleneck residual unit consist of a 1x1 layer for reducing dimension, a 3x3 layer, and a 1x1 layer for restoring dimension [11]. More details can be found in the original

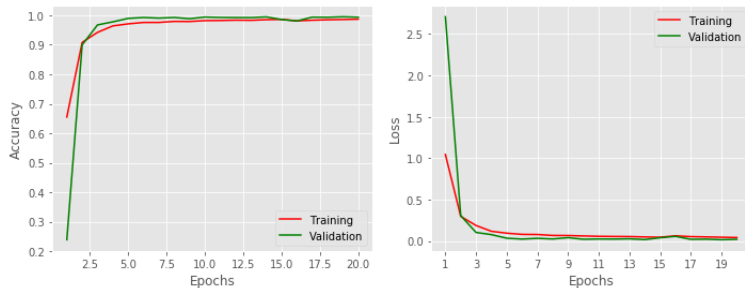


Figure 1: Plot of accuracy score and loss over epochs on MNIST

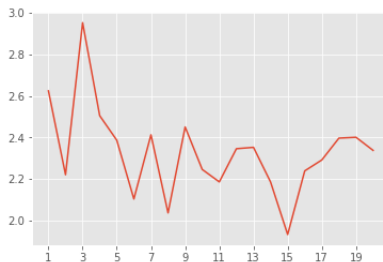


Figure 2: Adaptive learning rate over time on MNIST

ResNet papers [10, 11].

We ran two sets of experiments on CIFAR-10. First, we empirically computed K_z by running one epoch and finding the activations of the penultimate layer. We ran our model for 300 epochs using the same fixed learning rate. Each epoch took 24 seconds on average. We used a batch size of 128, and a weight decay of 10^{-3} . Our computed values of K_z , $\max\|w\|$, and learning rate were 206.695, 43.257, and 0.668 respectively. It should be noted that while computing the Lipschitz constant, m in the denominator must be set to the batch size, not the total number of training examples. In our case, we set it to 128.

Figure 3 shows the plots of accuracy score and loss over time. As noted in [24], a horizontal validation loss indicates little overfitting. We achieved a training accuracy of 97.61% and a validation accuracy of 87.02% with these settings.

Second, we used the same hyperparameters as above, but recomputed K_z , $\max\|w\|$, and the learning rate every epoch. This cost us around 3 extra seconds per epoch on average. Figure 4 shows the plots of accuracy scores and loss over epochs for this setting. We obtained a training accuracy of 99.47%, validation accuracy of 89.37%, and test accuracy of 89.03%. Clearly, this method is superior to a fixed learning rate policy.

Figure 5 shows the learning rate over time. The adaptive scheme automatically chooses a decreasing learning rate, as suggested by literature on the

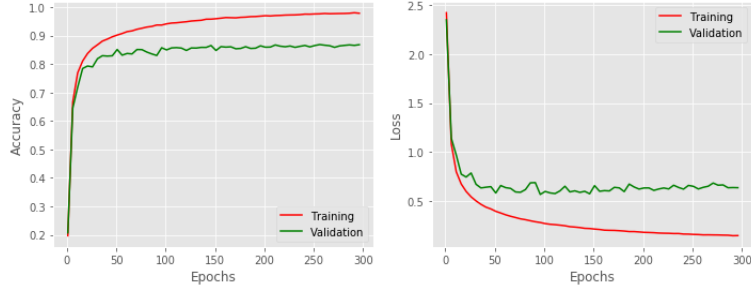


Figure 3: Plot of accuracy score and loss over epochs on CIFAR-10

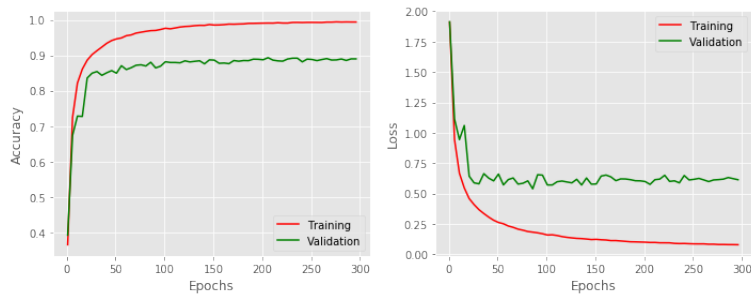
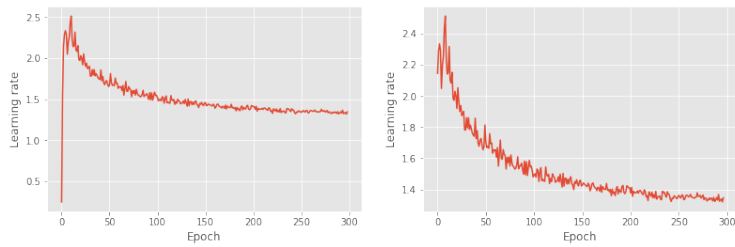


Figure 4: Plot of accuracy score and loss over epochs on CIFAR-10 with adaptive learning rate



(a) Learning rate over epochs (b) Learning rate from epoch 2

Figure 5: Adaptive learning rate over time on CIFAR-10

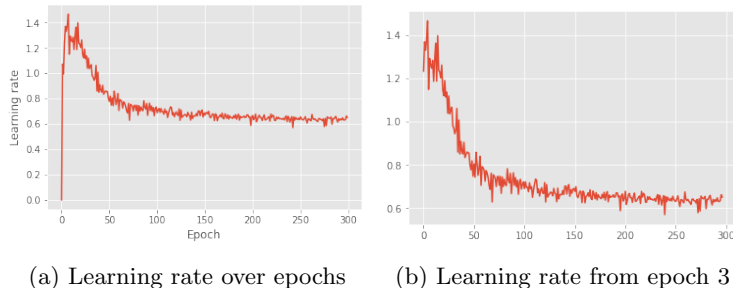


Figure 6: Adaptive learning rate over time on CIFAR-100

subject. On the first epoch, however, the model chooses a very small learning rate of 8×10^{-3} , owing to the random initialization.

Note that while it does follow the conventional wisdom of choosing a higher learning rate initially to explore the weight space faster and then slowing down as it approaches the global minimum, it ends up choosing a significantly larger learning rate than traditionally used. Clearly, there is no need to decay learning rate by a multiplicative factor. Our model with adaptive learning rate outperforms our model with a fixed learning rate in only 65 epochs. Further, the generalization error is lower with the adaptive learning rate scheme using the same weight decay value. This seems to confirm the notion in [25] that large learning rates have a regularization effect.

7.3 CIFAR-100

For the CIFAR-100 experiments, we used a ResNet164 v2 [11]. Our experiments on CIFAR-100 only used an adaptive learning rate scheme.

We largely used the same parameters as before. Data augmentation involved only flipping and translation. We ran our model for 300 epochs, with a batch size of 128. Each epoch took 139 seconds on average on a P100 GPU. As in [11], we used a weight decay of 10^{-4} . We achieved a training accuracy of 99.68%, validation accuracy of 75.99%, and test accuracy of 73.26% with these settings.

Figure 6 shows the learning rate over epochs. As with CIFAR-10, the first two epochs start off with a very small (10^{-8}) learning rate, but the model quickly adjusts to changing weights.

Figure 7 shows the accuracy scores and loss values on the training and validation sets over epochs.

8 Conclusion and Future Work

In this paper, we derived a theoretical framework for computing an adaptive learning rate; on deriving the formulas for various common loss functions, it was revealed that this depends on the data, and hence is also “adaptive” with

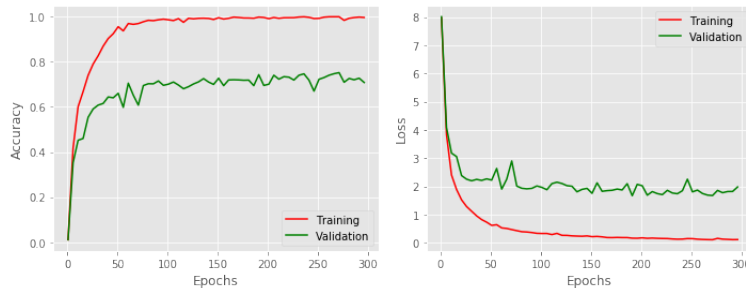


Figure 7: Accuracy scores and loss values over epochs on CIFAR-100

respect to the data. We explored the effectiveness of this approach on several public datasets, with commonly used architectures and various types of layers.

Clearly, our approach works “out of the box” with various regularization methods including L_2 , dropout, and batch normalization; thus, it does not interfere with regularization methods, and automatically chooses an optimal learning rate in stochastic gradient descent. This shows that “large” learning rates may not be harmful as once thought; rather, a large value may be used if carefully computed.

The work in this paper discusses how to choose a learning rate automatically in stochastic gradient descent. It must be noted that this does not work for other optimization algorithms such as gradient descent with momentum [28], RMSProp [31], and Adam[13], which combines RMSProp and AdaGrad[5]. Future work could extend our approach to these algorithms as well.

References

- [1] Parnia Bahar, Tamer Alkhouli, Jan-Thorsten Peter, Christopher Jan-Steffen Brix, and Hermann Ney. Empirical investigation of optimization algorithms in neural machine translation. *The Prague Bulletin of Mathematical Linguistics*, 108(1):13–25, 2017.
- [2] Yoshua Bengio. Neural networks: Tricks of the trade. *Practical Recommendations for Gradient-Based Training of Deep Architectures, 2nd edn. Springer, Berlin, Heidelberg*, pages 437–478, 2012.
- [3] Yoshua Bengio, Patrice Simard, Paolo Frasconi, et al. Learning long-term dependencies with gradient descent is difficult. *IEEE transactions on neural networks*, 5(2):157–166, 1994.
- [4] Simon S Du, Xiyu Zhai, Barnabas Poczos, and Aarti Singh. Gradient descent provably optimizes over-parameterized neural networks. *arXiv preprint arXiv:1810.02054*, 2018.

- [5] John Duchi, Elad Hazan, and Yoram Singer. Adaptive subgradient methods for online learning and stochastic optimization. *Journal of Machine Learning Research*, 12(Jul):2121–2159, 2011.
- [6] Ross Girshick, Jeff Donahue, Trevor Darrell, and Jitendra Malik. Rich feature hierarchies for accurate object detection and semantic segmentation. In *Proceedings of the IEEE conference on computer vision and pattern recognition*, pages 580–587, 2014.
- [7] Xavier Glorot and Yoshua Bengio. Understanding the difficulty of training deep feedforward neural networks. In *Proceedings of the thirteenth international conference on artificial intelligence and statistics*, pages 249–256, 2010.
- [8] Ian Goodfellow, Yoshua Bengio, and Aaron Courville. *Deep learning*. MIT press, 2016.
- [9] Kaiming He, Xiangyu Zhang, Shaoqing Ren, and Jian Sun. Delving deep into rectifiers: Surpassing human-level performance on imagenet classification. In *Proceedings of the IEEE international conference on computer vision*, pages 1026–1034, 2015.
- [10] Kaiming He, Xiangyu Zhang, Shaoqing Ren, and Jian Sun. Deep residual learning for image recognition. In *Proceedings of the IEEE conference on computer vision and pattern recognition*, pages 770–778, 2016.
- [11] Kaiming He, Xiangyu Zhang, Shaoqing Ren, and Jian Sun. Identity mappings in deep residual networks. In *European conference on computer vision*, pages 630–645. Springer, 2016.
- [12] Sergey Ioffe and Christian Szegedy. Batch normalization: Accelerating deep network training by reducing internal covariate shift. *arXiv preprint arXiv:1502.03167*, 2015.
- [13] Diederik P Kingma and Jimmy Ba. Adam: A method for stochastic optimization. *arXiv preprint arXiv:1412.6980*, 2014.
- [14] Günter Klambauer, Thomas Unterthiner, Andreas Mayr, and Sepp Hochreiter. Self-normalizing neural networks. In *Advances in neural information processing systems*, pages 971–980, 2017.
- [15] Alex Krizhevsky, Ilya Sutskever, and Geoffrey E Hinton. Imagenet classification with deep convolutional neural networks. In *Advances in neural information processing systems*, pages 1097–1105, 2012.
- [16] Yann LeCun, Bernhard Boser, John S Denker, Donnie Henderson, Richard E Howard, Wayne Hubbard, and Lawrence D Jackel. Backpropagation applied to handwritten zip code recognition. *Neural computation*, 1(4):541–551, 1989.

- [17] Vinod Nair and Geoffrey E Hinton. Rectified linear units improve restricted boltzmann machines. In *Proceedings of the 27th international conference on machine learning (ICML-10)*, pages 807–814, 2010.
- [18] Alec Radford, Luke Metz, and Soumith Chintala. Unsupervised representation learning with deep convolutional generative adversarial networks. *arXiv preprint arXiv:1511.06434*, 2015.
- [19] Snehanshu Saha. *Differential Equations: A structured Approach*. Cognella, 2011.
- [20] Sihyeon Seong, Yekang Lee, Youngwook Kee, Dongyoon Han, and Junmo Kim. Towards flatter loss surface via nonmonotonic learning rate scheduling. In *UAI2018 Conference on Uncertainty in Artificial Intelligence*. Association for Uncertainty in Artificial Intelligence (AUAI), 2018.
- [21] Pierre Sermanet, David Eigen, Xiang Zhang, Michaël Mathieu, Rob Fergus, and Yann LeCun. Overfeat: Integrated recognition, localization and detection using convolutional networks. *arXiv preprint arXiv:1312.6229*, 2013.
- [22] Karen Simonyan and Andrew Zisserman. Very deep convolutional networks for large-scale image recognition. *arXiv preprint arXiv:1409.1556*, 2014.
- [23] Leslie N Smith. Cyclical learning rates for training neural networks. In *2017 IEEE Winter Conference on Applications of Computer Vision (WACV)*, pages 464–472. IEEE, 2017.
- [24] Leslie N Smith. A disciplined approach to neural network hyperparameters: Part 1—learning rate, batch size, momentum, and weight decay. *arXiv preprint arXiv:1803.09820*, 2018.
- [25] Leslie N Smith and Nicholay Topin. Super-convergence: Very fast training of neural networks using large learning rates. *arXiv preprint arXiv:1708.07120*, 2017.
- [26] Nitish Srivastava, Geoffrey Hinton, Alex Krizhevsky, Ilya Sutskever, and Ruslan Salakhutdinov. Dropout: a simple way to prevent neural networks from overfitting. *The Journal of Machine Learning Research*, 15(1):1929–1958, 2014.
- [27] Rupesh Kumar Srivastava, Klaus Greff, and Jürgen Schmidhuber. Highway networks. *arXiv preprint arXiv:1505.00387*, 2015.
- [28] Ilya Sutskever, James Martens, George Dahl, and Geoffrey Hinton. On the importance of initialization and momentum in deep learning. In *International conference on machine learning*, pages 1139–1147, 2013.

- [29] Christian Szegedy, Wei Liu, Yangqing Jia, Pierre Sermanet, Scott Reed, Dragomir Anguelov, Dumitru Erhan, Vincent Vanhoucke, and Andrew Rabinovich. Going deeper with convolutions. In *Proceedings of the IEEE conference on computer vision and pattern recognition*, pages 1–9, 2015.
- [30] Yaniv Taigman, Ming Yang, Marc’Aurelio Ranzato, and Lior Wolf. Deep-face: Closing the gap to human-level performance in face verification. In *Proceedings of the IEEE conference on computer vision and pattern recognition*, pages 1701–1708, 2014.
- [31] Tijmen Tieleman and Geoffrey Hinton. Lecture 6.5-rmsprop: Divide the gradient by a running average of its recent magnitude. *COURSERA: Neural networks for machine learning*, 4(2):26–31, 2012.
- [32] Kelvin Xu, Jimmy Ba, Ryan Kiros, Kyunghyun Cho, Aaron Courville, Ruslan Salakhudinov, Rich Zemel, and Yoshua Bengio. Show, attend and tell: Neural image caption generation with visual attention. In *International conference on machine learning*, pages 2048–2057, 2015.
- [33] Matthew D Zeiler and Rob Fergus. Visualizing and understanding convolutional networks. In *European conference on computer vision*, pages 818–833. Springer, 2014.
- [34] Difan Zou, Yuan Cao, Dongruo Zhou, and Quanquan Gu. Stochastic gradient descent optimizes over-parameterized deep relu networks. *arXiv preprint arXiv:1811.08888*, 2018.