

Design and Performance Analysis of Secure Multicasting Cooperative Protocol for Wireless Sensor Network Applications

Michael Atallah, and Georges Kaddoum, *Member, IEEE*.

Abstract—This paper proposes a new security cooperative protocol, for dual phase amplify-and-forward large wireless sensor networks. In such a network, a portion of the K relays can be potential eavesdroppers. The source agrees to share with the destination a given channel state information (CSI) of a source-trusted relay-destination link to encode the message. Then, in the first hop, the source will use this CSI to map the right message to a certain sector while transmitting fake messages to the other sectors using sectoral transmission thanks to analog beamforming. In the second hop, the relays retransmit their received signals to the destination, using the distributed beamforming technique. We derived the secrecy outage probability and demonstrated that the probability of receiving the right encoded information by an untrustworthy relay is inversely proportional to the number of sectors. We also showed that the aggressive behavior of the cooperating untrusted relays is not effective compared to the case where each untrusted relay is trying to intercept the transmitted message individually.

Index Terms—Physical layer security, secrecy outage probability, amplify and forward, secrecy capacity.

I. INTRODUCTION

IN wireless networks, nodes can join and leave frequently, which increases the risk of the malicious nodes that are penetrating the wireless network. Therefore, the demand for security solutions in the physical layer is becoming more and more essential. One of the important metrics that evaluate the security performance in the physical layer is the secrecy rate, which is the difference between the channel capacity of the legitimate links and the channel capacity of the illegitimate ones [1]. Many techniques have been proposed to achieve a positive secrecy rate, such as cooperative jamming, multi-antenna scenarios, beamforming, game theory, and power allocation schemes [2]. A wireless network could benefit from the new joining nodes, by using them as relays, or by treating them as potential eavesdroppers. However, as shown in [3], taking advantage of these nodes and using them as relays could be more useful to the wireless network, from a security perspective, than treating them as eavesdroppers. The authors in [4] studied the secrecy performance for the case of having multiple passive untrusted relays, where each passive untrusted relay is trying to intercept its received message individually. In [5], the authors studied the secrecy capacity scaling with aggressive untrusted relays. We define the aggressive behavior

as when the untrusted relays are cooperating between each other by sending their received messages to an external wire-tapper. Both [4] and [5] considered two transmission schemes, namely opportunistic relaying (OR) and distributed beamforming (DBF). They also demonstrated that DBF outperforms OR technique from a secrecy perspective. In [6], a new location-based multicasting technique was proposed considering both passive and aggressive untrusted relays behaviors. It was shown that this technique enhances the security compared to [4] and [5].

On the other hand, the randomness of the channel has been exploited for different purposes, whether to enhance the reliability or to secure the communication system as it was used to generate keys in [7]. Therefore, in this paper, we combine the channel randomness with multicasting transmission to propose a new location-based multicasting protocol in two-hops wireless sensor networks (WSN). The goal of this protocol is to increase the security of these networks while taking into account that wireless sensor nodes have limited capabilities. In the proposed protocol, the source and the destination share the channel state information (CSI) to map the source's transmission by sending the useful encoded message towards a specific sector, while sending other fake messages, similar to the useful one, towards the other sectors to confuse the eavesdroppers. We provide analytical expressions for secrecy outage probability (SOP) for both passive and aggressive untrusted relays. Our numerical results show how our technique enhances the security performance and how immune it is against the aggressive behavior of the untrusted relays. Finally, adopting such a security protocol by allowing a part of the nodes to forward fake messages is promising because of the availability of high number of cheap electronic sensors with limited computational capabilities.

II. SYSTEM MODEL AND PROBLEM FORMULATION

Consider a multi-antennas source s , K amplify-and-forward (AF) cooperative relay sensor nodes with limited capabilities, and a destination d . Out of the K relays, there are U untrustworthy relays that could be potential eavesdroppers. Each relay is equipped with a single antenna and works in a half-duplex mode, as shown in Fig.1. It is assumed that there is no direct link between s and d , i.e. all the transmitted information should be forwarded by the relays. To perform the proposed security method, s and d should share the CSI

Michael Atallah, and Georges Kaddoum are with University of Quebec, ETS, 1100 Notre-Dame west, H3C 1K3, Montreal, Canada (e-mail: michael.atallah.1@ens.etsmtl.ca; georges.kaddoum@etsmtl.ca).

Manuscript received XXX, XX, 2018; revised XXX, XX, 2018.

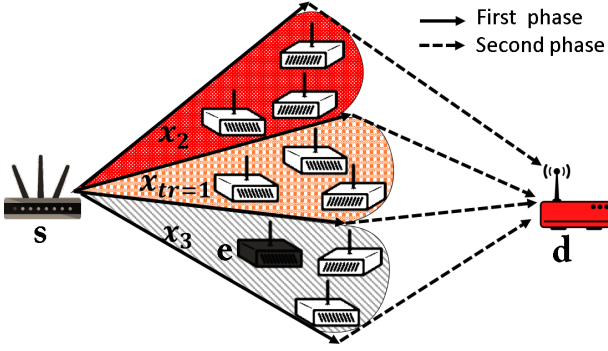


Fig. 1: In the 1st hop of each transmission, s multicasts the useful message x_{tr} and the fake ones $x_{i \neq tr}$'s towards N sectors. In the 2nd hop, the K relays retransmit their received messages towards d .

knowledge of the source-trusted relay-destination link, which is the kernel of our developed security method. This CSI is considered to be the main cause of randomness and it is completely mapped into a vector V of digital values. It should be noted that this security algorithm is implemented just before the communication process starts, and it can be renewed at any time s and d agree on to keep refreshing the source of security and to make it as strong as possible. In the first hop, the source will encode the data prior to the transmission by using the vector V . Then, s will use this vector again to map its transmission of different messages x_i 's towards N sectors, where $1 \leq i \leq N$, $N \in \mathbb{N}^+$. We will denote the desired encoded signal by x_{tr} , whereas the other signals $x_{i \neq tr}$ are the fake ones that are transmitted over the other sectors. Without the knowledge of V , each untrusted relay e will try to randomly guess the useful signal with a probability $1/N$. Even if it succeeds in guessing and receiving the useful message, the untrusted relay would still need the vector V to decode it. In the second phase, all the K relays will resend their received messages towards d using DBF technique. Since it has the same vector V , the destination will be able to know from which sector the useful message is coming and decode it using V . The received signal expression, at a k th relay, where $1 \leq k \leq K$, is given by

$$y_k = \sqrt{P_i} h_{s,k} x_i + n_k, \quad (1)$$

where $n_k \sim \mathcal{N}_c(0, \sigma^2)$ is the complex additive white Gaussian noise (AWGN) at the k th relay, with mean 0 and variance σ^2 , P_i is the transmitted power from s towards the i th sector. We assumed that the channels are quasi-static block log-normal channels, i.e. the channel coefficient $h_{v,r} \sim \ln \mathcal{N}(\mu_v, \sigma_v^2)$, where $\{v, r\} \subset \{\{s, k\}, \{k, d\}\}$, is considered as constant during the transmission time of one message, but it may change independently thereafter, the CSI is known by the receiving nodes, and the noise variance N_0 has the same value in the first and the second phases. It is important to note that adopting such security solution by allowing a part of the nodes to forward fake messages is feasible due to the availability of a high number of electronic sensors with limited capabilities. Consequently, the received signal-to-noise ratio (SNR), at a k th relay, is expressed as

$$\gamma_k = \rho_s |h_{s,k}|^2, \quad (2)$$

where $\rho_j \triangleq P_j/N_0$, $j \in \{s, k, e\}$. In the second hop, the retransmitted message from the k th relay will be $\chi_k = \alpha_k w_k y_k$, where w_k is the beamforming weight, and α_k represents the normalized amplifying coefficient $\alpha_k = \frac{1}{\sqrt{\rho_s |h_{s,k}|^2 + N_0}}$. The received useful messages at d will be written as

$$y_d = \sum_{m=1}^M h_{m,d} \alpha_m w_m y_m + n_d, \quad (3)$$

where M is the number of the relays in the sector that receives the right message. $1 \leq m \leq M$, $n_d \sim \mathcal{N}_c(0, N_0)$ is the complex AWGN at d . After optimizing the beamforming weights from [4] and the references therein, the SNR at the destination is obtained as

$$\gamma_d = \sum_{m=1}^M \frac{\rho_s |h_{s,m}|^2 \rho_m |h_{m,d}|^2}{\rho_s |h_{s,m}|^2 + \rho_m |h_{m,d}|^2 + 1} = \sum_{m=1}^M \gamma_m. \quad (4)$$

The channel capacity at d will be

$$C_d = \left[\frac{1}{2} \log(1 + \gamma_d) \right]^+, \quad (5)$$

where $[\xi]^+$ denotes $\max\{\xi, 0\}$.

A. Non colluding eavesdropping relays

In this scenario, there are two different hypotheses H_1 and H_2 as follows :

Hypothesis H_1 : the untrusted relay is in the right sector with a probability $p_1 = 1/N$ and it knows how to recover V and decode the message.

Hypothesis H_2 : the untrusted relay is in a wrong sector, with a probability $p_0 = 1 - p_1 = 1 - 1/N$. Then, this relay will not impact the security and the channel capacity at the eavesdropper e will be equivalent to zero from a security point of view. Considering the aforementioned two hypotheses, the channel capacity at e will be expressed as

$$C_e = \begin{cases} \frac{1}{2} \log(1 + \gamma_e) & H_1 \\ 0 & H_2, \end{cases} \quad (6)$$

where $\gamma_e = \rho_s |h_{s,e}|^2$ is the SNR of the useful message at e .

B. colluding eavesdropping relays

Assuming aggressive untrusted relays, cooperating between each other and sending their messages towards an external wire-tapper A , the received useful signal at A will be written as

$$y_A = \sum_{u=1}^{U_1} h_{u,A} \alpha_u w_u y_u + n_A, \quad (7)$$

where U_1 is the number of the untrusted relays that are in the right sector and sending the useful messages x_{tr} , and $1 \leq u \leq U_1 \leq U$. Moreover, $n_A \sim \mathcal{N}_c(0, N_0)$ is the complex AWGN at A . Hence, the SNR at A will become

$$\gamma_A = \sum_{u=1}^{U_1} \frac{\rho_s |h_{s,u}|^2 \rho_u |h_{u,A}|^2}{\rho_s |h_{s,u}|^2 + \rho_u |h_{u,A}|^2 + 1} = \sum_{u=1}^{U_1} \gamma_u. \quad (8)$$

We will define two hypotheses for A :

Hypothesis H'_1 : A receives the right message with a probability $p_1 = 1/N$ and knows how to recover V and decodes the message.

Hypothesis H'_2 : the colluding relays are just in the wrong sectors, or A can not recover V , which means that A won't have any impact on the security. Hence, the channel capacity at A will be equivalent to

$$C_A = \begin{cases} \frac{1}{2} \log(1 + \gamma_A) & H'_1 \\ 0 & H'_2, \end{cases} \quad (9)$$

We will define the worst security case as when e , (in the non colluding state), or A , (in the colluding state), knows how to recover V and decode the message. Therefore, the channel capacity at q , where $q \in \{e, A\}$, is given as

$$C_q = \left[\frac{1}{N} \cdot \frac{1}{2} \log(1 + \gamma_q) \right]^+. \quad (10)$$

From (5) and (10), the general secrecy capacity expression of the worst case is calculated as

$$C_{S,q} = [C_d - C_q]^+ = \left[\frac{1}{2} \log(1 + \gamma_d) - \frac{1}{2N} \log(1 + \gamma_q) \right]^+. \quad (11)$$

III. SECRECY OUTAGE PROBABILITY

Theorem 1. *The secrecy outage probability expression of our proposed method $C_{S,q}$, for both passive and aggressive untrusted relays scenarios, is expressed as*

$$\begin{aligned} \Pr[C_{S,q} < R] &= \frac{2}{3} \Phi \left(\left(\ln \left(2^{2R} (1 + e^{\mu_q})^{\frac{1}{N}} - 1 \right) - \mu_d \right) \sigma_d^{-1} \right) \\ &+ \frac{1}{6} \Phi \left(\left(\ln \left(2^{2R} (1 + e^{(\mu_q + \sqrt{3} \sigma_q)})^{\frac{1}{N}} - 1 \right) - \mu_d \right) \sigma_d^{-1} \right) \\ &- \frac{1}{6} \Phi \left(\left(\ln \left(2^{2R} (1 + e^{(\mu_q - \sqrt{3} \sigma_q)})^{\frac{1}{N}} - 1 \right) - \mu_d \right) \sigma_d^{-1} \right). \end{aligned} \quad (12)$$

Proof: From (11), and for a threshold R , the SOP is defined as [4]

$$\begin{aligned} \Pr[C_{S,q} < R] &= \Pr \left[\frac{1}{2} \log(1 + \gamma_d) - \frac{1}{2N} \log(1 + \gamma_q) < R \right] \quad (13) \\ &= \Pr \left[\gamma_d < 2^{2R} (1 + \gamma_q)^{\frac{1}{N}} - 1 \right] \\ &= \int_0^\infty F_{\gamma_d} \left(2^{2R} (1 + \gamma_q)^{\frac{1}{N}} - 1 \right) f_{\gamma_q}(\gamma_q) d\gamma_q. \end{aligned}$$

Since γ_q and γ_d are following a log-normal distribution, (please refer to Appendix A for the proof), then their probability density function (PDF) and cumulative distribution function (CDF) are given as follows

$$f_X(x; \mu, \sigma) = \frac{1}{x\sigma\sqrt{2\pi}} e^{-\frac{(\ln x - \mu)^2}{2\sigma^2}}, \quad (14)$$

$$F_X(x; \mu, \sigma) = \Phi \left(\frac{\ln x - \mu}{\sigma} \right), \quad (15)$$

and Φ is the CDF of the standard normal distribution. Thus, the SOP in (13) is obtained as

$$\begin{aligned} \Pr[C_{S,q} < R] &= \\ &= \int_0^\infty \Phi \left(\frac{\ln \left(2^{2R} (1 + \gamma_q)^{\frac{1}{N}} - 1 \right) - \mu_d}{\sigma_d} \right) \frac{e^{-\frac{(\ln \gamma_q - \mu_q)^2}{2\sigma_q^2}}}{\gamma_q \sigma_q \sqrt{2\pi}} d\gamma_q. \end{aligned} \quad (16)$$

Let $\beta = \ln(\gamma_q)$, then $\gamma_q = e^\beta$, and $d\gamma_q = e^\beta d\beta$. (17)

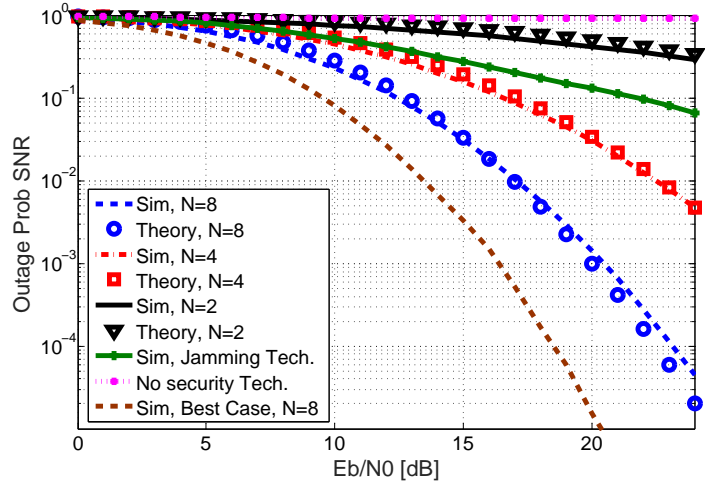


Fig. 2: SOP with passive untrusted relays: $R = 3$ bps/Hz, $M = 4$, $\sigma_s = \sigma_k = 0.95$ and $\mu_s = \mu_k = 1$.

β is a normally distributed r.v. $\beta \sim \mathcal{N}(\mu_q, \sigma_q^2)$. Substituting (17) in (16), the secrecy outage probability $\Pr[C_{S,q} < R]$ is written as

$$\int_0^\infty \Phi \left(\frac{\ln \left(2^{2R} (1 + e^\beta)^{\frac{1}{N}} - 1 \right) - \mu_d}{\sigma_d} \right) \frac{e^{-\frac{(\beta - \mu_q)^2}{2\sigma_q^2}}}{\sigma_q \sqrt{2\pi}} d\beta. \quad (18)$$

It is noticed that (18) denotes the expectation of $\psi(\beta)$. We will use *Holtzman* tool [8] to approximate $E[\psi(\beta)]$ in terms of three points located at μ_q , $\mu_q + \sqrt{3} \sigma_q$ and $\mu_q - \sqrt{3} \sigma_q$ as follows

$$\begin{aligned} \Pr[C_{S,q} < R] &= E[\psi(\beta)] = \\ &= \frac{2}{3} \psi(\mu_q) + \frac{1}{6} \psi(\mu_q + \sqrt{3} \sigma_q) - \frac{1}{6} \psi(\mu_q - \sqrt{3} \sigma_q). \end{aligned} \quad (19)$$

Compensating $\psi(\beta)$ from (18) in (19) yields (12). ■

IV. SIMULATION RESULTS

In this section, we demonstrate the validity of our derived results using MATLAB software. Fig.2 shows the SOP as a function of the SNR. It is noticed that the derived expressions accurately characterize the simulation results. It is assumed that $R = 3$ bps/Hz, $M = 4$, $\sigma_s = \sigma_k = 0.95$ and $\mu_s = \mu_k = 1$. From Fig.2, we can see how the secrecy performance improves when the number of sectors N is increased. For example, to keep the SOP level at 10^{-2} , the source has to increase the number of sectors N from 4 to 8, which will also reduce the required SNR from 23dB to 17dB. Also, it is shown that our performed technique outperforms the conventional jamming technique, where the destination jams the nodes while the source is transmitting in the first hop. As we can see from Fig.2, the margin between the worst and the best case, when e does not know how to recover V , depends on e 's capability in recovering V and decoding the message.

Fig.3 shows the SOP of our proposed technique for different values of N , when $R = 2$ bps/Hz, $\sigma_s = \sigma_k = 1.1$, and

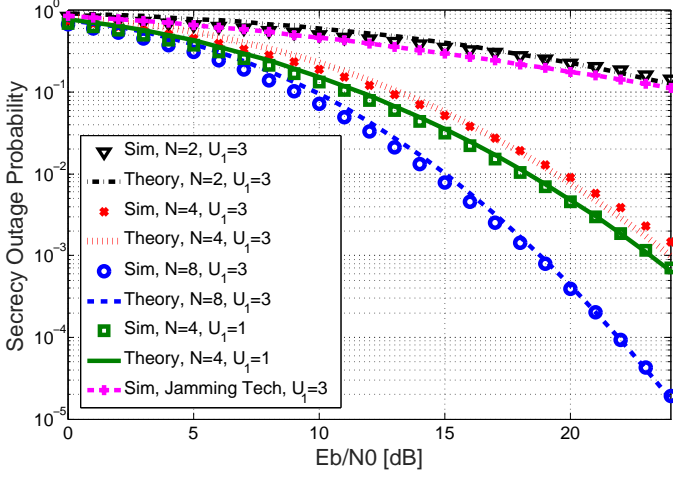


Fig. 3: SOP with aggressive untrusted relays: $R = 2$ bps/Hz, $M = 4$, $\sigma_s = \sigma_k = 1.1$ and $\mu_s = \mu_k = 0.69$.

$\mu_s = \mu_k = 0.69$. It can be seen that the greater the number of sectors, the better the secrecy performance. Moreover, we can see from Fig.3 that there is not that much of difference between the base of one and that of three aggressive untrusted relays. For example, at SNR level of 18dB, the SOP just goes from 1.05×10^{-2} to 1.85×10^{-2} after adding two extra aggressive untrusted relays, which means that our proposed technique is immune towards adding more eavesdropping relays that are cooperating with each other. Also, it is shown that the security performance is improved when our technique is applied compared to the jamming technique.

V. CONCLUSIONS

In this paper, we proposed a new location-based multicasting protocol that is mapped by the knowledge of a trusted link's CSI in two-hops WSN. We provided an analytical study for the SOP for the passive and the aggressive behaviors of the untrusted relays. The results showed the immunity of our technique towards the untrusted relays aggressive behavior, and an improvement in the security compared to the conventional jamming technique.

APPENDIX A

We will prove that γ_q and γ_d are following a log-normal distribution. First, we will define the SNR $\gamma_{i,j}$ as follows

$$\gamma_{i,j} = \rho_i |h_{i,j}|^2, \quad (20)$$

where $i \in \{s, m\}$ and $j \in \{m, e, d\}$.

Lemma 1. Let $X \sim \ln \mathcal{N}(\mu, \sigma^2)$, then $aX \sim \ln \mathcal{N}(\mu + \ln a, \sigma^2)$, and $X^a \sim \ln \mathcal{N}(a\mu, a^2 \sigma^2)$, $a \in \mathbb{R}$.

From **Lemma 1**, where $a = 2$, the channel gain $|h_{i,j}|^2 \sim \ln \mathcal{N}(2\mu_{\gamma_{i,j}}, 4\sigma_{\gamma_{i,j}}^2)$. By using the properties in **Lemma 1**, we find that $\gamma_{i,j} \sim \ln \mathcal{N}(\mu_{\gamma_{i,j}}, \sigma_{\gamma_{i,j}}^2)$, where $\mu_{\gamma_{i,j}} = 2\mu_i + \ln(\rho_i) = \ln(P_i) - \ln(N_0)$, and $\sigma_{\gamma_{i,j}}^2 = 4\sigma_i^2$. Hence, $\gamma_e \sim \ln \mathcal{N}(\mu_{\gamma_{s,e}}, \sigma_{\gamma_{s,e}}^2)$.

Now, we will find the distribution of γ_m (4) with the following approximation for high SNRs, as follows

$$\gamma_m = \frac{\gamma_{s,m} \gamma_{m,d}}{\gamma_{s,m} + \gamma_{m,d} + 1} \approx \frac{\gamma_{s,m} \gamma_{m,d}}{\gamma_{s,m} + \gamma_{m,d}} = \frac{1}{\frac{1}{\gamma_{s,m}} + \frac{1}{\gamma_{m,d}}} = \frac{1}{z}, \quad (21)$$

where $z = z_1 + z_2$, $z_1 = \frac{1}{\gamma_{s,m}}$ and $z_2 = \frac{1}{\gamma_{m,d}}$.

Lemma 2. Let $X_j \sim \ln \mathcal{N}(\mu_j, \sigma_j^2)$ are independent log-normally distributed variables with varying σ and μ parameters, and $Y = \sum_{j=1}^n X_j$. Then the distribution of Y has no closed form expression, but can be reasonably approximated by another log-normal distribution Z with parameters [9]

$$\mu_Z = \ln \left[\sum e^{\mu_j + \sigma_j^2/2} \right] - \frac{\sigma_Z^2}{2}, \quad (22)$$

$$\sigma_Z^2 = \ln \left[\frac{\sum e^{2\mu_j + \sigma_j^2} (e^{\sigma_j^2} - 1)}{(\sum e^{\mu_j + \sigma_j^2/2})^2} + 1 \right]. \quad (23)$$

Form **Lemma 1**, where $a = -1$, we find that $Z_1 \sim \ln \mathcal{N}(-\mu_{\gamma_{s,m}}, \sigma_{\gamma_{s,m}}^2)$ and $Z_2 \sim \ln \mathcal{N}(-\mu_{\gamma_{m,d}}, \sigma_{\gamma_{m,d}}^2)$. Also, from **Lemma 2**, $Z \sim \ln \mathcal{N}(\mu_z, \sigma_z^2)$, where

$$\sigma_z^2 = \ln \left((\exp(\sigma_{z_1}^2) - 1) / 2 + 1 \right),$$

$$\mu_z = \ln(2 \exp(\mu_{z_1})) + 0.5 (\sigma_{z_1}^2 - \sigma_z^2).$$

Thus, from **Lemma 1** and (21), we get $\gamma_m \sim \ln \mathcal{N}(\mu_{\gamma_m}, \sigma_{\gamma_m}^2)$, where $a = -1$, $\mu_{\gamma_m} = -\mu_z$, and $\sigma_{\gamma_m}^2 = \sigma_z^2$. From (4), since γ_d is a sum of many γ_m , we will again use **Lemma 2** to find that $\gamma_d \sim \ln \mathcal{N}(\mu_{\gamma_d}, \sigma_{\gamma_d}^2)$, where

$$\sigma_d^2 = \ln \left((\exp(\sigma_{\gamma_m}^2) - 1) / M + 1 \right),$$

$$\mu_d = \ln(M \exp(\mu_{\gamma_m})) + 0.5 (\sigma_{\gamma_m}^2 - \sigma_d^2).$$

Since the expressions of γ_u and γ_A in (8) are similar to γ_m and γ_d respectively, by following the same steps, we show that $\gamma_u \sim \ln \mathcal{N}(\mu_{\gamma_u}, \sigma_{\gamma_u}^2)$ and $\gamma_A \sim \ln \mathcal{N}(\mu_{\gamma_A}, \sigma_{\gamma_A}^2)$ where

$$\sigma_A^2 = \ln \left((\exp(\sigma_{\gamma_m}^2) - 1) / U_1 + 1 \right),$$

$$\mu_A = \ln(U_1 \exp(\mu_{\gamma_m})) + 0.5 (\sigma_{\gamma_m}^2 - \sigma_A^2).$$

REFERENCES

- [1] P. K. Gopala, L. Lai, and H. El Gamal, "On the secrecy capacity of fading channels," *IEEE Trans. Inform. Theory*, vol. 54, no. 10, pp. 4687–4698, Oct 2008.
- [2] M. Atallah, G. Kaddoum, and L. Kong, "A survey on cooperative jamming applied to physical layer security," in *2015 IEEE Int. Conf. Ubiquitous Wireless Broadband (ICUBW)*, Oct 2015, pp. 1–5.
- [3] A. Yener and X. He, "Cooperation with an untrusted relay: A secrecy perspective," *IEEE Trans. Inform. Theory*, vol. 56, no. 8, pp. 3807–3827, Aug 2010.
- [4] J.-B. Kim, J. Lim, and J. Cioffii, "Capacity scaling and diversity order for secure cooperative relaying with untrustworthy relays," *IEEE Trans. Wireless Commun.*, vol. 14, no. 7, pp. 3866–3876, July 2015.
- [5] M. Atallah and G. Kaddoum, "Secrecy capacity scaling with untrustworthy aggressive relays cooperating with a wire-tapper," *IEEE Wireless Commun. Lett.*, vol. 5, no. 4, pp. 376–379, Aug 2016.
- [6] —, "Secrecy analysis of cooperative network with untrustworthy relays using location-based multicasting technique," in *2017 5th Int. Conf. on Future Internet of Things and Cloud Workshops (FiCloudW)*, Aug 2017, pp. 206–210.
- [7] X. Li, M. Chen, and E. P. Ratazzi, "Space-time transmissions for wireless secret-key agreement with information-theoretic secrecy," in *IEEE 6th Workshop on Signal Process. Advances in Wireless Commun.*, June 2005, pp. 811–815.
- [8] J. M. Holtzman, "A simple, accurate method to calculate spread-spectrum multiple-access error probabilities," *IEEE Trans. Commun.*, vol. 40, no. 3, pp. 461–464, Mar 1992.
- [9] L. Fenton, "The sum of Log-Normal probability distributions in scatter transmission systems," *IRE Trans. Commun. Syst.*, vol. 8, no. 1, pp. 57–67, Mar. 1960.