

On Voting Strategies and Emergent Communication

Shubham Gupta

*Department of Computer Science and Automation
Indian Institute of Science
Bangalore, 560012, INDIA*

SHUBHAMG@IISC.AC.IN

Ambedkar Dukkipati

*Department of Computer Science and Automation
Indian Institute of Science
Bangalore, 560012, INDIA*

AMBEDKAR@IISC.AC.IN

Abstract

Humans use language to collectively execute complex strategies in addition to using it as a referential tool for referring to physical entities. While existing approaches that study the emergence of language in settings where the language mainly acts as a referential tool, in this paper, we study the role of emergent languages in discovering and implementing strategies in a multi-agent setting. The agents in our setup are connected via a network and are allowed to exchange messages in the form of sequences of discrete symbols. We formulate the problem as a voting game, where two candidate agents are contesting in an election and their goal is to convince the population members (other agents) in the network to vote for them by sending them messages. We use neural networks to parameterize the policies followed by agents in the game. We investigate the effect of choosing different training objectives and strategies for agents in the game and make observations about the emergent language in each case. To the best of our knowledge this is the first work that explores emergence of language for discovering and implementing strategies in a setting where agents are connected via an underlying network.

1. Introduction

Language has served a more fundamental purpose in human evolution as opposed to just being a referential tool for identifying physical concepts. Among other things, people share ideas, negotiate and devise strategies by using language. In this paper, we study a game played by a set of interconnected agents that communicate using sequences of discrete symbols (an emergent language) to formulate strategies that maximize their rewards.

Recently, in the context of multi-agent reinforcement learning, several attempts at understanding the emergence of language have been made (Lazaridou et al., 2017; Mordatch and Abbeel, 2018; Cao et al., 2018). The general setting is usually viewed as some form of a game where agents are the players. These agents are allowed to communicate with each other using a sequence of discrete symbols that come from a finite set called *vocabulary*. The game is designed in a way so that communication among agents is encouraged to maximize their rewards.

Most existing approaches use different variants of Lewis signaling game (Lewis, 1969). As an example, in (Havrylov and Titov, 2017), there are two agents in the game - sender and receiver. The sender sees an image and transmits a sequence of discrete symbols to describe this image. This sequence is decoded by the receiver to understand the intent of

sender and select the correct image out of a set of K distinct images. The agents act in a cooperative manner and get a reward each time the receiver is successfully able to pick the correct image.

In all approaches mentioned above, the language is emergent, i.e. agents have *developed* it from scratch for the sole purpose of maximizing their rewards. In many cases, emergent languages are studied from the perspective of compositionality and groundedness (Havrylov and Titov, 2017), however they need not necessarily have these qualities.

The setting of referential games like Lewis signaling game encourages development of a language that is grounded, i.e. words correspond to physical concepts. But, as mentioned earlier, humans also use language for collectively devising strategies. Recently, a few approaches that study the emergence of language for planning have also been proposed (Mordatch and Abbeel, 2018; Cao et al., 2018; Bogin et al., 2018). These approaches have been briefly described in Section 4. In this paper, we consider the second setting.

Our game involves n agents (which we call members) and two special agents (which we call candidates). Members are connected to each other via an underlying network. At each time step, members broadcast a message (in the form of a sequence of discrete symbols) to their immediate neighbors and similarly candidates broadcast a message to the members that chose to follow them at the beginning of that time step. After T time steps, voting is conducted where each member votes for exactly one candidate. We consider different objectives for agents in the game. For example, one natural objective for each candidate is to maximize the number of votes that they secure.

At each step, all members update their private preferences for candidates based on the messages that they have received at that time step. These preferences are used for the final voting. Moreover, the messages broadcasted by members are also dependent on their preferences. One can say that the candidates are supposed to *persuade* members over time to vote for them using the messages that they broadcast. But since members can also exchange messages with other members, other interesting strategies may also emerge.

There are multiple real world settings that can be modeled by this setup. For example, one can think of members as people in a population and candidates as political parties or members as clients and candidates as companies etc. Our main technical contributions are as follows:

- (i) We set up a voting game involving several agents and study the emergence of language in both settings where the agents are cooperative and competitive as opposed to existing literature where the agents are usually cooperative and small in number.
- (ii) While in existing approaches, each agent has its own language encoder and decoder, we use a shared *communication engine* that is used by all agents for encoding and decoding messages thereby ensuring a consistent use of language.
- (iii) We investigate the roles played by underlying network that connects the members and different training strategies in influencing the game outcome while making observations about emergent language in some cases.

2. Problem Setup

To be concrete, we will base the discussion on a setting where individuals vote for one of the two candidates in an election. Consider two candidates C_1 and C_2 that are contesting in an

election, seeking votes from a population of n members $\{M_1, M_2, \dots, M_n\}$. These members are connected to each other via a network. A straightforward extension of the proposed framework that accommodates more than two candidates is possible, but we will not discuss it in this paper.

The game consists of T *propaganda steps* followed by a *voting step*. Each candidate C_j has a fixed *propaganda vector* $\mathbf{c}_j \in \mathbb{R}^d$ and each member M_i has a time dependent *preference vector* $\mathbf{m}_i^{(t)} \in \mathbb{R}^d$. At propaganda step t , each member M_i chooses to *follow* one of the candidates C_j by flipping a biased coin based on the distance between their preference vector $\mathbf{m}_i^{(t)}$ and candidate's propaganda vector \mathbf{c}_j , i.e. $\|\mathbf{m}_i^{(t)} - \mathbf{c}_j\|_2^2$ for $j = 1, 2$ (details are given in Section 3). We use $\mathbf{F}_i^{(t)}$ to denote the categorical random variable that represents the choice made by M_i at time t , thus $\mathbf{F}_i^{(t)} \in \{1, 2\}$. We also use $\mathbf{F}^{(t)} \in \{1, 2\}^n$ to denote the random vector whose i^{th} entry is $\mathbf{F}_i^{(t)}$. If $\mathbf{F}_i^{(t)} = j$, then the member M_i will receive the message broadcasted by C_j at time t .

At propaganda step t , candidates observe the network adjacency matrix $\mathbf{A} \in \{0, 1\}^{n \times n}$ and random variables $\mathbf{F}_i^{(t)}$ for $i = 1, 2, \dots, n$. Based on this information, each candidate uses its learned *policy* to generate a message that it will broadcast at that time step. This message is composed of a sequence of discrete symbols that are drawn from a finite vocabulary \mathcal{V} of size n_{vocab} .

In addition to receiving messages from candidates, members also communicate with their immediate neighbors in the network. Each member M_i uses all the messages that it has received at time step t to update its preference vector to obtain $\mathbf{m}_i^{(t+1)}$. This information is also used to generate a message that M_i will broadcast to all of its neighbors. This message, which is again a sequence of discrete symbols, will be received by the neighbors at time step $t + 1$. Note that although a member can receive multiple message at a given time step, it broadcasts exactly one message. Similarly, candidates do not receive any messages and broadcast exactly one message at each time step.

After T propaganda steps, voting is conducted during the voting step. Each member M_i votes for exactly one candidate C_j based on $\|\mathbf{m}_i^{(T+1)} - \mathbf{c}_1\|_2^2$ and $\|\mathbf{m}_i^{(T+1)} - \mathbf{c}_2\|_2^2$ as explained in Section 3. We use \mathbf{V}_i to denote the categorical random variable that represents the vote cast by member M_i after T propaganda steps, thus $\mathbf{V}_i \in \{1, 2\}$. We study different objectives for candidates under this framework in Section 5. For example, the candidates may want to act cooperatively to maximize the votes secured by one of them.

While we allow candidates to follow their own separate policies, all members share the same policy. Although the members share a policy, since the policy that we use is dependent on the preference vector of the members, they can take different actions and hence the setup is fairly expressive (Section 3).

All members and candidates share the same vocabulary, message encoder and decoder (which we collectively call the *communication engine*) for communicating with each other as explained in Section 3. Due to this, a common language has to *emerge* that **(i)** is consistently understood by all agents in the system, and **(ii)** allows development and implementation of intelligent strategies for effective propaganda. Figure 1 depicts the problem setup. It may be possible to gain interesting insights from this game by adopting a game theoretic perspective but we do not pursue this direction in this paper.

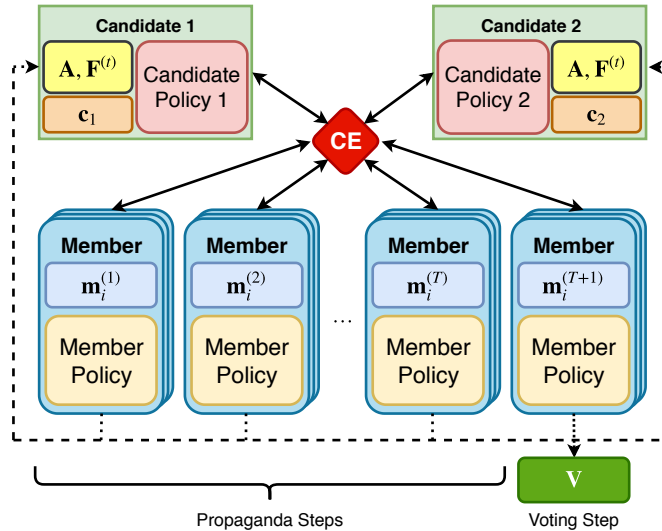


Figure 1: Problem setup: All members share the same policy and have a time dependent preference vector denoted by $\mathbf{m}_i^{(t)}$. Candidates have their own policy and a propaganda vector given by \mathbf{c}_j . Candidate’s policy uses the network structure $\mathbf{A} \in \{0, 1\}^{n \times n}$ and time dependent following $\mathbf{F}^{(t)} \in \{1, 2\}^n$. All communication happens via the shared discrete communication engine denoted by the red diamond. $\mathbf{V} \in \{1, 2\}^n$ represents the vote vector. Voting is done after T propaganda steps where each member votes for exactly one candidate.

3. Network Architecture

The problem can be formulated in a multi-agent reinforcement learning setting where the members and candidates follow their learned policies for T propaganda steps after which they receive a reward based on the outcome of voting step. We use neural networks to parameterize the policies. Additionally, the shared communication engine is also parameterized by a neural network.

3.1 Communication Engine

The communication engine consists of a shared vocabulary, an encoder and a decoder. The shared vocabulary is just a set of n_{vocab} learnable embeddings each of dimension d_{vocab} , where n_{vocab} is the number of symbols in the vocabulary.

The encoder network consists of a LSTM (Hochreiter and Schmidhuber, 1997) and two linear layers. It takes a d_{msg} dimensional vector representation of a message, $\mathbf{u}_{\text{msg}} \in \mathbb{R}^{d_{\text{msg}}}$, as input and produces a sequence of discrete symbols corresponding to it as output. The cell state of LSTM is initialized with \mathbf{u}_{msg} . To get the l^{th} symbol, $w^{(l)}$, in the output sequence, the hidden state $\mathbf{h}_{\text{enc}}^{(l)}$ is passed through a linear layer and a sample from the vocabulary (union a special end token) is obtained using the *Straight Through Gumbel-Softmax* trick (Jang et al., 2017; Maddison et al., 2017) (also see Section 6.1). We use

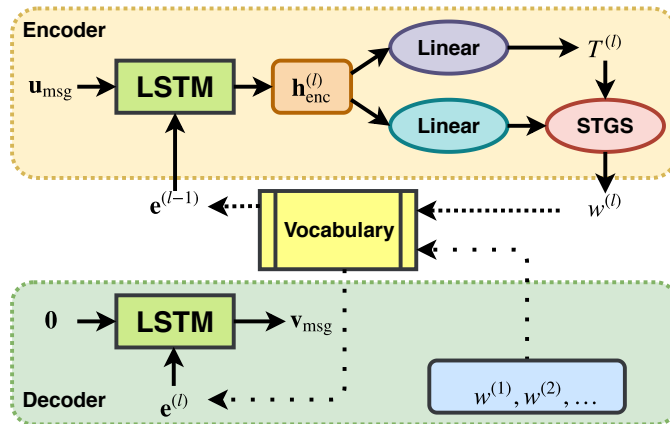


Figure 2: Communication engine: For both LSTMs input is fed from bottom, hidden state is fed from left and output is generated on right side. $w^{(l)}$ is the index l^{th} symbol in the sequence and $\mathbf{e}^{(l)} \in \mathbb{R}^{d_{vocab}}$ is the corresponding embedding. STGS refers to Straight Through Gumbel-Softmax.

Gumbel-Softmax so that the architecture is end-to-end differentiable which allows the use of standard backpropagation algorithm. An alternate approach would be to use policy gradients (Williams, 1992) but recent similar approaches have demonstrated that Gumbel-Softmax leads to superior performance (Havrylov and Titov, 2017).

The temperature parameter $T_{enc}^{(l)}$ for Gumbel-Softmax is obtained separately for each symbol in the sequence by passing $\mathbf{h}_{enc}^{(l)}$ through a hidden layer as:

$$T_{enc}^{(l)} = T_0 + \ln(1 + \exp(\text{Linear}(\mathbf{h}_{enc}^{(l)}))). \quad (1)$$

Here T_0 is a hyperparameter. While sampling l^{th} symbol, the LSTM takes embedding corresponding to sampled symbol from previous step, $\mathbf{e}^{(l-1)} \in \mathbb{R}^{d_{vocab}}$, as input. At the first step, embedding corresponding to a special start token is used as input to the LSTM. The encoder stops when a special end token is encountered or after L_{max} steps.

The decoder network takes a sequence of discrete symbols as input and produces a vector representation of message $\mathbf{v}_{msg} \in \mathbb{R}^{d_{msg}}$ as output. It consists of a LSTM that takes the embeddings of symbols in input sequence, $\mathbf{e}^{(l)}$, as input. The last hidden state of LSTM is used as \mathbf{v}_{msg} . Fig 2 depicts the communication engine.

3.2 Candidate Policy

At each step both candidates broadcast a message that is received by all members who follow them at that time step. As opposed to members sharing the same policy, candidates have their own policy network. At time step t , a candidate policy network takes the underlying network structure $\mathbf{A} \in \{0, 1\}^{n \times n}$ and the current following $\mathbf{F}^{(t)} \in \{1, 2\}^n$ as input. The output is a message encoding \mathbf{u}_{msg} that when passed through the encoder described in Section 3.1 generates the sequence to be broadcasted.

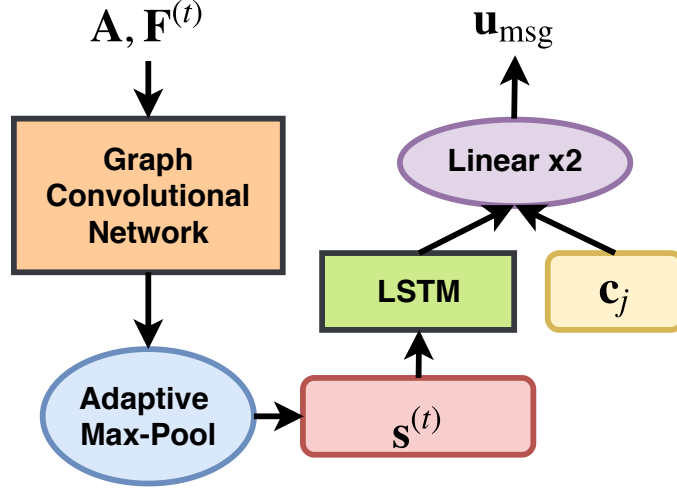


Figure 3: Candidate policy network: Graph convolution network computes the current state $\mathbf{s}^{(t)}$ from the observed network and current following. This state is fed to an LSTM that decides the long term strategy to generate the message encoding \mathbf{u}_{msg} .

$\mathbf{F}_i^{(t)}$ is calculated by passing the vector $(\|\mathbf{m}_i^{(t)} - \mathbf{c}_1\|_2^2/d, \|\mathbf{m}_i^{(t)} - \mathbf{c}_2\|_2^2/d)$ through Gumbel-Softmax to get a one-hot encoded vector. This vector is used as a feature vector for member i . The feature vectors of all members are passed through a three layer Graph Convolution Network (GCN) (Kipf and Welling, 2017) that produces a $n \times d_{\text{msg}}$ matrix as output. This matrix is consolidated into a vector of size d_{msg} using an adaptive max pooling layer. We denote this vector by $\mathbf{s}^{(t)}$ as it serves as a representation of current state of the underlying network of members.

To make long term strategic decisions, the candidate policy network is equipped with a LSTM that receives $\mathbf{s}^{(t)}$ as input at propaganda step t . The hidden state of LSTM concatenated with the propaganda vector of candidate is passed through two linear layers to generate \mathbf{u}_{msg} , the encoding of message to be broadcast at time t . We use ELU activation function (Clevert et al., 2016) at all layers in GCN and also after the penultimate linear layer before \mathbf{u}_{msg} is generated.

The generated message encoding \mathbf{u}_{msg} is passed to the encoder module of communication engine which generates a sequence of discrete symbols that is then broadcasted. Fig 3 depicts the candidate policy network.

3.3 Member Policy

As mentioned earlier, all members share the same policy network. At time step t , for each member M_i , this network takes preference vector $\mathbf{m}_i^{(t)}$ and messages that M_i has received at time step t as input and produces three outputs: **(i)** an encoding of message $\mathbf{u}_{\text{msg}} \in \mathbb{R}^{d_{\text{msg}}}$ that M_i will broadcast via the communication engine at time t , **(ii)** a scalar $\lambda_i^{(t)} \in (0, \epsilon)$ and

(iii) a vector $\hat{\mathbf{m}}_i^{(t)} \in \mathbb{R}^d$ that will be used to modify the preference vector for M_i as:

$$\mathbf{m}_i^{(t+1)} = (1 - \lambda_i^{(t)})\mathbf{m}_i^{(t)} + \lambda_i^{(t)}\hat{\mathbf{m}}_i^{(t)}. \quad (2)$$

Here, $\epsilon \in (0, 1)$ is a hyperparameter. It is used to enforce the prior that preference vectors do not change very quickly.

The first task is to convert the received messages to their respective vector encodings by passing them through the decoder module of communication engine. Each encoding is concatenated with $\mathbf{m}_i^{(t)}$ to provide the context in which it must be interpreted. The concatenated vectors are passed through two linear layer with ELU activation and adaptive max-pooling is applied on the result to get a single vector $\bar{\mathbf{v}}_{\text{msg}} \in \mathbb{R}^{d_{\text{msg}}}$ that summarizes the received information.

A LSTM is used in the member policy network to keep track of history. For member M_i , the cell state of this LSTM is initialized with $\mathbf{m}_i^{(1)}$ concatenated with a vector of zeros. At each propaganda step it takes the summarized information, $\bar{\mathbf{v}}_{\text{msg}}$, as input. The output of LSTM, $\mathbf{h}_i^{(t)}$ is used to generate the three output quantities described earlier.

The encoding of output message, \mathbf{u}_{msg} , is generated by passing $\mathbf{h}_i^{(t)}$ through two linear layers, the first of which uses ELU activation function. The scalar $\lambda_i^{(t)}$ is obtained by passing $\mathbf{h}_i^{(t)}$ through a single linear layer that produces a sigmoid output. We multiply this sigmoid output by ϵ to restrict its range to $(0, \epsilon)$. The vector $\hat{\mathbf{m}}_i^{(t)}$ is generated by passing $\mathbf{h}_i^{(t)}$ through two linear layers, again, the first of these two linear layers uses ELU activation function.

Once these outputs have been generated, the preference vector of M_i is updated using (2). M_i broadcasts the message obtained by passing the generated \mathbf{u}_{msg} to the encoder. This message will be received at time step $t + 1$ by all immediate neighbors of M_i . Fig 4 depicts the member policy network.

We use the convention that message embeddings that are fed as input to the encoder module of communication engine are denoted by \mathbf{u}_{msg} and the message embeddings produced as output by decoder are denoted by \mathbf{v}_{msg} . These embeddings depend on the sender as well as on time but we do not make it explicit in the notation to avoid clutter. For example, the output message encoding obtained from member policy network at time step t for M_i should be denoted by $\mathbf{u}_{\text{msg},i}^{(t)}$ as this will be fed to the encoder. However, we just use \mathbf{u}_{msg} to denote it. The intended meaning should be clear from the context.

3.4 Training Strategy

We simulate *training episodes*, each consisting of T propaganda steps followed by a voting step. During the voting step, \mathbf{V}_i is calculated by passing the vector $(\|\mathbf{m}_i^{(T+1)} - \mathbf{c}_1\|_2^2/d, \|\mathbf{m}_i^{(T+1)} - \mathbf{c}_2\|_2^2/d)$ through Gumbel-Softmax to get a one-hot encoded vector. Note that we use a constant temperature value T_{gumbel} for the Gumbel-Softmax distribution used in computing $\mathbf{F}^{(t)}$ and \mathbf{V} as opposed to learning it using an equation similar to (1). We experimented with learnable T_{gumbel} but no significant change was observed.

Rewards for members and candidates are computed based on the specific objective function in use as described in Section 5. At the end of each training episode we randomly choose to update the policy network of C_1 , C_2 or members with equal probability. Communication

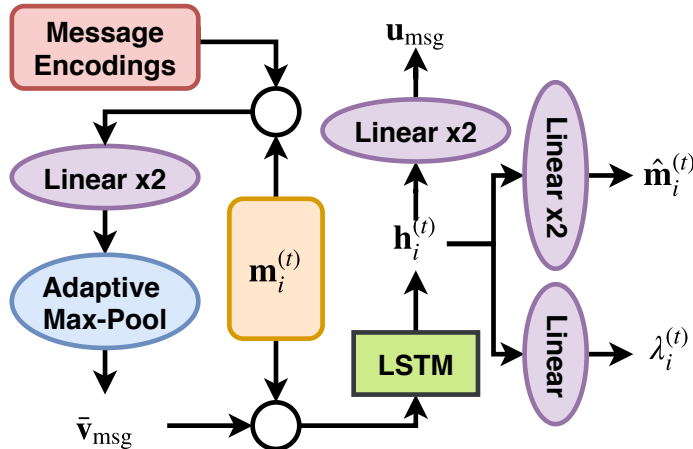


Figure 4: Member policy network: Message encodings from decoder are combined with preference vector $\mathbf{m}_i^{(t)}$ to obtain the input summary $\bar{\mathbf{v}}_{\text{msg}}$ at the bottom left. This is used to generate the three output quantities described in Section 3.3. A hollow white circle represents concatenation operation.

engine is updated simultaneously with each policy network update using gradients that are based on the choice of policy network. The setup is end-to-end differentiable due to the use of Gubmel-Softmax and hence backpropagation algorithm can be directly used.

4. Related Work

In the reinforcement learning setting, several attempts at studying problems involving multiple agents that collectively try to solve a common task have been made (Tan, 1993; Busoniu et al., 2010; Silva et al., 2018). These agents usually achieve this by sharing information about environment, policies and/or training episodes etc. using a fixed communication protocol. However, recently, multiple approaches that utilize emergent language as a way of communication among agents as opposed to using a fixed “hard-coded” communication protocol have been proposed. We briefly discuss a few such approaches here.

Communication can be achieved by exchanging learnable real valued vectors as in (Sukhbaatar et al., 2016). One advantage here is that end-to-end differentiability is retained, thus a communication protocol can be *learned* by using standard backpropagation algorithm. Another line of work tries to achieve communication between agents by using sequences of discrete symbols as opposed to real valued vectors with the hope of studying the origin of human language and making the emergent language more “human like” (Studdert-Kennedy, 2005). Since we use discrete communication, we focus only on approaches of second type.

(Foerster et al., 2016) use differentiable communication while training and send single bit messages while testing. In (Lazaridou et al., 2017; Das et al., 2017; Lazaridou et al., 2018), variants of Lewis’s Signaling Game (Lewis, 1969) have been used, where the goal is to use language for describing a target object. Since these approaches use language as a referential tool, they employ various strategies to encourage the emergence of a language that

is grounded (words correspond to physical concepts) and compositional (smaller building blocks combine to form complex ideas).

(Gauthier and Mordatch, 2016) argue that an agent can be considered to have learned a language if it can use it to accomplish goals in its environment. This functional view of language has motivated approaches like (Mordatch and Abbeel, 2018; Cao et al., 2018; Bogin et al., 2018). In (Mordatch and Abbeel, 2018), each agent partially observes the state and agents have to communicate in a cooperative manner to accomplish tasks like “move agent 1 to red square”. (Cao et al., 2018) use *cheap-talk* (Crawford and Sobel, 1982; Farrell and Rabin, 1996) to allow social agents to communicate using an emergent language while negotiating division of goods in a cooperative game theoretic setting. Our approach is also based on a functional view of language.

To the best of our knowledge this is the first work that studies the setting where agents can only communicate via an underlying network. This leads to some interesting observations (Section 5). Moreover we consider both cooperative and competitive settings as compared to existing approaches that mainly focus on cooperative agents.

5. Experiments

We explored different options for: **(i)** candidate rewards and **(ii)** structure of underlying network that connects the members. In this section, we first describe these options before presenting our observations.

Rewards for Members and Candidates: We experimented with two different rewards for candidates. Recall that $\mathbf{V} \in \{1, 2\}^n$ denotes the voting outcome and N_j is the number of votes obtained by C_j . In the first case, for candidate C_j , the reward is given by N_j . This makes the candidates competitive, i.e. each one of them wants to maximize the number of votes that they get. In the second case, we have cooperative candidates where for C_1 the reward is N_1 but for C_2 the reward is $-N_2$. In this case, both C_1 and C_2 want to maximize C_1 ’s number of votes. We call the settings with cooperative candidates and competitive candidates as *biased* and *unbiased* settings respectively.

We use the term *follower reward* for the reward given to the members. It is computed for member i as:

$$r_{\text{follower}}(i) = -\|\mathbf{m}_i^{(T+1)} - c(i)\|_2^2, \quad (3)$$

where $c(i) = \mathbf{c}_j$ for j such that $\mathbf{V}_i = j$. The reward given to member policy network is the average of rewards obtained by members. The name of reward is justified as it encourages loyalty of followers: even if a particular candidate loses the election, nodes that voted for this candidate still get a higher reward by being “close” to it (in terms of the Euclidean distance between their preference vector and candidate’s propaganda vector).

Network Structure: We consider two setups - one where the underlying network that connects the members is fixed across all training episodes and other where a randomly sampled network is used for each training episode. Note that in either case, within a training episode, i.e. during propaganda steps and voting step, the network remains fixed.

For the first case, we use a real world network called Network Science Collaborations network (Newman, 2006). This network has 1,589 nodes, each corresponding to a researcher in the field of network science. An edge between two nodes represents co-authorship. We

Table 1: Details about hyperparameters used in experiments.

Description	Symbol	Value
Constant from (1)	T_0	0.2
Episode length	T	5
Learning rate	-	0.001
Message dimension	d_{msg}	16
Maximum sequence length	L_{max}	5
Preference vector dimension	d	2
Symbol embedding dimension	d_{vocab}	16
Temperature parameter for computing \mathbf{V} and $\mathbf{F}^{(t)}$	T_{gumbel}	0.5
Vocabulary size	n_{vocab}	32

only consider the largest connected component of this network which leaves us with 379 nodes and 914 edges.

For the second case we use a variant of random geometric graph model (Penrose, 2003) to sample random networks at the beginning of each episode. All sampled networks have 100 nodes. In this model, embeddings $\mathbf{e}_i \in \mathbf{R}^d$ are sampled independently for all nodes i from a zero mean multivariate normal distribution with covariance matrix $\mathbf{I}_{d \times d}/d$. Then, an edge is introduced between all pairs (i, j) for which $\|\mathbf{e}_i - \mathbf{e}_j\|_2^2 \leq \delta$ for a fixed constant $\delta > 0$. We choose δ so that the sampled networks have a desired level of sparsity as described in Section 6.2.

When random geometric graph model is used, the initial preference vector of members are set equal to the corresponding embeddings from graph, i.e. $\mathbf{m}_i^{(1)} = \mathbf{e}_i$. When the network is fixed, we set $\mathbf{m}_i^{(1)}$ equal to the i^{th} row of matrix $\mathbf{Z}_d \in \mathbb{R}^{n \times d}$, where \mathbf{Z}_d is the matrix that contains d leading eigenvectors of \mathbf{A} as its columns (each row is normalized to make it a unit length vector). Irrespective of whether the network is fixed or random, propaganda vector \mathbf{c}_1 is sampled randomly from a normal distribution with zero mean and covariance $\mathbf{I}_{d \times d}$, \mathbf{c}_2 is then set to $-\mathbf{c}_1$.

When the network is fixed across training episodes, the candidates and members can learn policies that exploit the fixed structure of this network. However, when the network itself is randomly sampled each time, learning network specific strategies is not possible. In such cases we expect the agents to learn more general strategies that can be used on previously unseen networks.

Hyperparameters: Table 1 summarizes the values of different hyperparameters used in all experiments presented here. In all cases we executed the training procedure for 10,000 episodes. We used Adam optimizer (Kingma and Ba, 2014) with default parameters for training all modules.¹

1. PyTorch implementation has been submitted.

Table 2: Each ordered pair represents the fraction of times C_1 and C_2 won the game respectively in that order. Note that there were ties as well. **RGG**: Random Geometric Graph, **NS**: Net-Science Collaborations network

Network Used	Active Candidate	Biased Training	Unbiased Training
RGG	C_1	(0.94 , 0.04)	(0.69 , 0.25)
	C_2	(0.96 , 0.02)	(0.22, 0.73)
	Both	(0.99 , 0.01)	(0.31, 0.60)
NS	C_1	(0.92 , 0.08)	(0.62 , 0.38)
	C_2	(0.94 , 0.06)	(0.37, 0.63)
	Both	(0.96 , 0.04)	(0.46, 0.54)

5.1 Evaluation Procedure

In order to demonstrate that the agents are learning something meaningful we observe the effect of placing each trained candidate in an environment where only that candidate is active, i.e. the other candidate is not allowed to broadcast messages. Note that all members can still exchange messages irrespective of the candidate they follow.

We also perform an analysis of the language generated by candidates and members. To do so, we take the trained agents and record the language generated by them over 100 test episodes. From this data, we extract statistics like unigram distribution and bigram distribution for both candidates and members. We make qualitative observations about the emergent language based on these statistics.

Additionally, when the underlying network is fixed, we create a $n \times n_{\text{vocab}}$ dimensional member-symbol matrix which we denote by \mathbf{W} . \mathbf{W}_{ij} counts the number of times M_i uttered the j^{th} symbol across all 100 test episodes. We convert this matrix to a tf-idf matrix (Jurafsky and Martin, 2009) and then cluster its rows using spectral clustering (cosine similarity is used as a similarity measure). We use these results for finding patterns in language usage across members in a fixed network. Note that it does not make sense to do the same exercise for random networks due to the absence of node correspondence across training episodes.

5.2 Observations

On Emergent Strategies: Table 2 summarizes the outcome of game under different settings. These scores were obtained by aggregating data over 500 independent test runs. In all our experiments, if biased training is used, the bias is in favor of C_1 . It can be seen that C_1 wins over 90% of the games when the training is biased irrespective of the active candidate. This happens because both candidates are trying to make C_1 win. In the unbiased case, the active candidate wins as expected, albeit with a smaller margin since some nodes may never get to hear from the active candidate even after T propaganda steps. We also observed that in some cases when biased training is used C_1 learns to stay dormant by not communicating (i.e., broadcasting sequences of length 0). This is because it starts

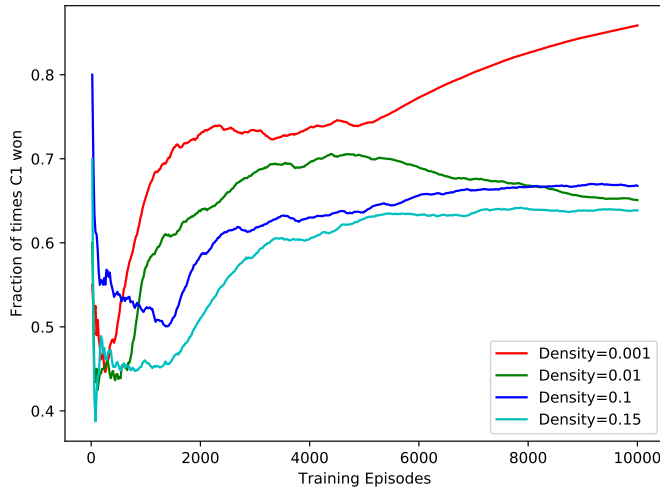


Figure 5: Fraction of times C_1 won the game under biased training strategy as a function of number of training episodes for different levels of network density. Density score specifies the expected fraction of edges that will be present in a random network. (best viewed in color)

relying on C_2 to push members towards it. In these cases if C_1 alone is active, the outcome is usually a tie.

Fig 5 shows the training progress for random geometric graphs under biased training. Note that for a given point t on x -axis, $y(t)$ represents the fraction of games that C_1 has won out of the t games that have been played till that time. Since when the training is in initial stages C_1 loses multiple times, the final value at the end of this curve is not same as that reported in Table 2 (we used density = 0.05 for experiments reported in Table 2).

Fig 5 also shows the effect of change in network density on model training. When the network is less dense, biased training is easy, since members always receive messages from one of the candidates and there are very few messages being exchanged among members that may distract them. As density increases, communication among members becomes important and since members are rewarded for being loyal (even towards the losing candidate), we believe that it becomes harder to convince them to vote for C_1 only.

On Emergent Languages: Another interesting observation from Fig 5 is that the curves exhibit a relatively steep ascent at some point in time after which the fraction on y -axis usually stabilizes. Moreover, as network density increases, the point of steep ascent shifts towards right. We believe that the steep ascent period is the period during which agents agree on usage of a consistent language. This hypothesis would align with Chomsky’s *single mutation theory* of emergence of language which basically says that the evolution of language in humans was close to a step function (Chomsky, 2004).

We also tried to find patterns in language used by the two candidates. To do this, we looked at the unigram and bigram distributions of the language generated by both candidates. While it is hard to make a quantitative statement, we observed that both candidates use

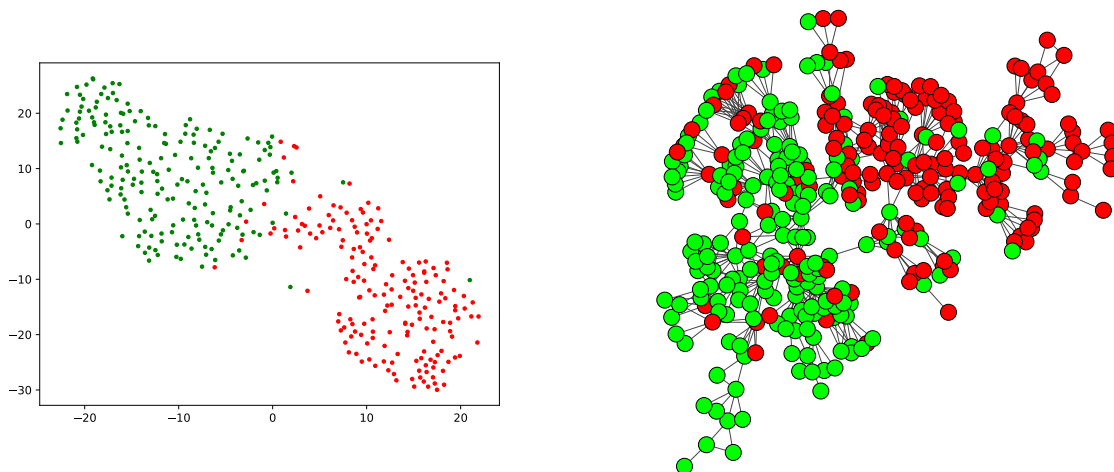


Figure 6: **Left:** t-SNE plot of rows of language usage matrix \mathbf{M} for Network Science Collaborations network. **Right:** Clustering of nodes in graph based on their language usage. (best viewed in color)

the same high frequency symbols but differ in the usage of low frequency symbols. This is analogous to the high usage of common words like ‘the’, ‘are’, ‘I’ etc. in natural language by everyone and goal specific usage of less common words like ‘back-propagate’, ‘inference’ etc. by domain experts.

On Language and Network Communities: We also analyzed the language used by all members when the underlying network is fixed as described in Section 5.1. Fig 6 shows the t-SNE (van der Maaten and Hinton, 2008) plot of rows of matrix \mathbf{M} and the result of clustering the members (Section 5.1) for Network Science Collaborations network. Fig 6 was obtained using unbiased training, however similar results are obtained under biased training as well. One can see a clear difference between language usage in two clusters. Moreover, these clusters that were discovered based on language usage, naturally correspond to underlying structural communities. This implies that members that are connected to each other develop a language of their own which may be different from language developed in other communities. One can also see some overlap in the t-SNE plot, we hypothesize that these members play the role of translators between the two communities.

We observed similar results for another real world network called Polbooks network (Krebs, 2004). In the Polbooks network, nodes correspond to books about US politics. Amazon’s recommendations based on co-purchasing of books were used to connect nodes, thus books that were frequently purchased together are connected. There are 105 nodes and 441 edges in this network. Clustering based on language usage yielded communities that exactly overlapped with the two structural communities present in the network. We omit the results here due to space constraints.

6. Additional Details

For the sake of completeness, in this section, we provide additional details about a few existing concepts that we have used in this paper.

6.1 Gumbel-Softmax

Categorical random variables are useful in many situations, however, since the reparameterization trick (Kingma and Welling, 2013) can not be applied to them, it is not possible to backpropagate through samples from categorical random variables. Gumbel-Softmax (Jang et al., 2017) (also independently discovered by (Maddison et al., 2017)) offers a continuous relaxation for such categorical distributions which allows one to use it with standard backpropagation algorithm.

Here we will only describe the usage of Gumbel-Softmax as a tool, but we encourage the readers to read the original papers for a more detailed exposition. In the context of this paper, there are three cases where we need to sample from a categorical distribution: **(i)** While sampling the next symbol in a sequence from the vocabulary, **(ii)** while choosing a candidate to follow, i.e. sampling $\mathbf{F}_i^{(t)}$ and **(iii)** while voting, i.e. sampling \mathbf{V}_i . We use the Gumbel-Softmax for all these cases.

Suppose one wishes to sample a categorical random variable \mathbf{X} from a distribution over K elements given by $\boldsymbol{\pi} = (\pi_1, \dots, \pi_K)$ where $\pi_k = \mathbb{P}(\mathbf{X} = k)$. To obtain a continuous relaxation, one can instead sample from a $K - 1$ dimensional simplex Δ^{K-1} to get a random vector $\mathbf{y} = (y_1, \dots, y_K)$ such that $y_k \geq 0$ and $\sum_k y_k = 1$. The Gumbel-Softmax distribution allows one to sample from Δ^{K-1} based on $\boldsymbol{\pi}$ as:

$$y_k = \frac{\exp((\log(\pi_k) + g_k)/T_{\text{gumbel}})}{\sum_j \exp((\log(\pi_j) + g_j)/T_{\text{gumbel}})}, \quad (4)$$

where $T_{\text{gumbel}} > 0$ is the temperature parameter and g_1, \dots, g_K are i.i.d. samples from Gumbel(0, 1) distribution that are obtained as:

$$g_k = -\log(-\log(u_k)), \quad (5)$$

where u_1, \dots, u_K are i.i.d. samples from Uniform(0, 1).

If the distribution $\mathbf{y} = (y_1, \dots, y_K)$ has most of its mass concentrated at a particular y_k , then this vector can be used as an approximation for a one-hot encoded vector that represents the k^{th} discrete element over which the original distribution $\boldsymbol{\pi}$ was defined. Loosely speaking, one can show that in the limit of $T_{\text{gumbel}} \rightarrow \infty$, \mathbf{y} becomes a one-hot vector. However as T_{gumbel} becomes small, the variance in gradients with respect to $\boldsymbol{\pi}$ increases and hence there is a tradeoff.

For a positive value of T_{gumbel} , \mathbf{y} is only an approximation to a one-hot encoded vector but is not actually one-hot encoded. Since we want to be able to communicate via discrete symbols, we would like to use one-hot encoded vectors only. The trick, called *Straight Through Gumbel Softmax*, achieves this by taking the arg-max of (y_1, \dots, y_K) during the forward pass to get an actual one-hot encoded vector, but using the gradients with respect to (y_1, \dots, y_K) as an approximation to the gradients with respect to the one-hot vector during the backward pass.

Let $\hat{\mathbf{y}} = (\hat{y}_1, \dots, \hat{y}_K)$ be a one-hot encoded vector such that $\hat{y}_k = \mathbf{I}\{k = \operatorname{argmax}_j y_j \wedge k \leq k', \forall k' : k' = \operatorname{argmax}_j y_j\}$, one implements the Straight Through Gumbel-Softmax trick as:

$$\mathbf{y}_{\text{out}} = (\hat{\mathbf{y}} - \mathbf{y}).\text{detach}() + \mathbf{y}, \quad (6)$$

where $\text{detach}()$ is an operation that prevents the gradients from flowing through the expression on which it was called. Note that since \mathbf{y} was just added and subtracted, $\mathbf{y}_{\text{out}} = \hat{\mathbf{y}}$, but the gradients that will flow through \mathbf{y}_{out} will be equal to the gradients with respect to \mathbf{y} .

This allows one to use actual one-hot vectors while still retaining end-to-end differentiability of the model.

6.2 Controlling Sparsity of Random Geometric Graph

Recall that a random geometric graph containing n nodes is sampled as follows: **(i)** Sample $\mathbf{e}_1, \dots, \mathbf{e}_n \sim \mathcal{N}(0, \mathbf{I}_{d \times d}/d)$ and **(ii)** for $i < j$, set $\mathbf{A}_{ij} = \mathbf{A}_{ji} = 1$, if $\|\mathbf{e}_i - \mathbf{e}_j\|_2^2 \leq \delta$ for a fixed constant δ . We wish to choose δ such that the network has a desired level of sparsity $\beta = \mathbb{P}(\mathbf{A}_{ij} = 1)$ (note that all entries of matrix \mathbf{A} are identically distributed). We know that:

$$\begin{aligned} \beta &= \mathbb{P}(\mathbf{A}_{ij} = 1) = \mathbb{P}(\|\mathbf{e}_i - \mathbf{e}_j\|_2^2 \leq \delta) \\ &= \mathbb{P}\left(\sum_{k=1}^d (\mathbf{e}_i - \mathbf{e}_j)_k^2 \leq \delta\right). \end{aligned}$$

Since $\mathbf{e}_i, \mathbf{e}_j \sim \mathcal{N}(0, 1/d)$, are independent, $\mathbf{e}_i - \mathbf{e}_j \sim \mathcal{N}(0, 2/d)$ or:

$$\sqrt{\frac{d}{2}}(\mathbf{e}_i - \mathbf{e}_j) \sim \mathcal{N}(0, 1).$$

Using the fact that sum of squares of d independent $\mathcal{N}(0, 1)$ random variables is a chi-squared random variable with d degrees of freedom, we get:

$$\frac{2}{d} \sum_{k=1}^d (\mathbf{e}_i - \mathbf{e}_j)_k^2 \sim \chi_d^2$$

Thus,

$$\mathbb{P}\left(\sum_{k=1}^d (\mathbf{e}_i - \mathbf{e}_j)_k^2 \leq \delta\right) = \mathbb{P}\left(\mathbf{Z} \leq \frac{d\delta}{2}\right),$$

where $\mathbf{Z} \sim \chi_d^2$. Let $F_d(\cdot)$ denote the CDF of \mathbf{Z} , then we want:

$$F_d\left(\frac{d\delta}{2}\right) = \beta.$$

Thus, for desired sparsity β , one can compute δ as:

$$\delta = \frac{2}{d} F_d^{-1}(\beta)$$

7. Conclusion

In this paper we studied a voting game where the agents learn to communicate with each other through an emergent language with the goal of developing and implementing intelligent strategies that maximize their rewards. Further, this communication is allowed over an underlying network that connects the agents. We explored different experimental setups (for example, cooperative vs competitive agents) and presented our observations to offer insights regarding the strategies and languages that were learned by the agents.

We believe that the framework that we have developed can serve as a starting point for exploring more complex environments of the same type. For example, one could study the effect of having an underlying network that changes with time as preferences of members evolve (within an episode). Another interesting case would be to have the members compete amongst themselves to secure the highest number of votes as opposed to having designated special candidate agents. Could such an setup explain why communities form in real world networks? Are they a result of globally competing agents with a local followership? What if agents are given the ability to privately communicate with each other without broadcasting a message?

References

- Ben Bogin, Mor Geva, and Jonathan Berant. Emergence of communication in an interactive world with consistent speakers. *CoRR*, abs/1809.00549, 2018.
- Lucian Busoniu, Robert Babuska, and Bart De Schutter. Multi-agent reinforcement learning: An overview. *Chapter 7 in Innovations in Multi-Agent Systems and Applications - 1, Studies in Computational Intelligence*, pages 183–221, 2010.
- Kris Cao, Angeliki Lazaridou, Marc Lanctot, Joel Z Leibo, Karl Tuyls, and Stephen Clark. Emergent communication through negotiation. In *6th International Conference on Learning Representations (ICLR)*, 2018.
- Noam Chomsky. Language and mind: Current thoughts on ancient problems. *Variation and Universals in Biolinguistics*, pages 379–405, 2004.
- Djork-Arne Clevert, Thomas Unterthiner, and Sepp Hochreiter. Fast and accurate deep network learning by exponential linear units (elus). *Proceedings of the International Conference on Learning Representations (ICLR)*, 2016.
- V.P. Crawford and J. Sobel. Strategic information transmission. *Econometrica*, 50(6): 1431–1451, 1982.
- A. Das, S. Kottur, J. M. F. Moura, S. Lee, and D. Batra. Learning cooperative visual dialog agents with deep reinforcement learning. In *2017 IEEE International Conference on Computer Vision (ICCV)*, pages 2970–2979, 2017.
- J. Farrell and M. Rabin. Cheap talk. *Journal of Economic Perspectives*, 10(3):103–118, 1996.

- Jakob Foerster, Ioannis Alexandros Assael, Nando de Freitas, and Shimon Whiteson. Learning to communicate with deep multi-agent reinforcement learning. In *Advances in Neural Information Processing Systems 29*, pages 2137–2145. Curran Associates, Inc., 2016.
- Jon Gauthier and Igor Mordatch. A paradigm for situated and goal driven language learning. *NIPS 2016 Machine Intelligence Workshop*, 2016.
- Serhii Havrylov and Ivan Titov. Emergence of language with multi-agent games: Learning to communicate with sequences of symbols. In *Advances in Neural Information Processing Systems 30*, pages 2149–2159. Curran Associates, Inc., 2017.
- Sepp Hochreiter and Jürgen Schmidhuber. Long short-term memory. *Neural Comput.*, 9(8): 1735–1780, 1997.
- Eric Jang, Shixiang Gu, and Ben Poole. Categorical reparameterization with gumbel-softmax. *Proceedings of the International Conference on Learning Representations (ICLR)*, 2017.
- Dan Jurafsky and James H. Martin. *Speech and Language Processing : An Introduction to Natural Language Processing, Computational Linguistics, and Speech Recognition - Chapter 23*. Pearson Prentice Hall, 2009. ISBN 9780131873216 0131873210.
- Diederik P. Kingma and Jimmy Ba. Adam: A method for stochastic optimization. *Proceedings of 3rd International Conference on Learning Representations (ICLR)*, 2014.
- Diederik P. Kingma and Max Welling. Auto-encoding variational bayes. *Proceedings of the 2nd International Conference on Learning Representations (ICLR)*, 2013.
- Thomas N. Kipf and Max Welling. Semi-supervised classification with graph convolutional networks. *Proceedings of the International Conference on Learning Representations (ICLR)*, 2017.
- Valdis Krebs. Books about us politics. *Unpublished*, 2004. URL www.orgnet.com.
- Angeliki Lazaridou, Alexander Peysakhovich, and Marco Baroni. Multi-agent cooperation and the emergence of (natural) language. *5th International Conference on Learning Representations (ICLR)*, 2017.
- Angeliki Lazaridou, Karl Moritz Hermann, Karl Tuyls, and Stephen Clark. Emergence of linguistic communication from referential games with symbolic and pixel input. In *6th International Conference on Learning Representations (ICLR)*, 2018.
- David Lewis. *Convention*. Harvard University Press, Cambridge, MA, 1969.
- Chris J Maddison, Andriy Mnih, and Yee Whye Teh. The concrete distribution: A continuous relaxation of discrete random variables. *Proceedings of the International Conference on Learning Representations (ICLR)*, 2017.
- Igor Mordatch and Pieter Abbeel. Emergence of grounded compositional language in multi-agent populations. In *Thirty-Second AAAI Conference on Artificial Intelligence*, 2018.

- M. E. J. Newman. . *Phys. Rev. E*, 74(036104), 2006.
- Mathew Penrose. *Random Geometric Graphs*. Oxford University Press, 2003.
- Felipe Leno Da Silva, Matthew E. Taylor, and Anna Helena Reali Costa. Autonomously reusing knowledge in multiagent reinforcement learning. In *Proceedings of the Twenty-Seventh International Joint Conference on Artificial Intelligence, IJCAI-18*, pages 5487–5493, 2018.
- Michael Studdert-Kennedy. How did language go discrete. *Evolutionary prerequisites for language*, 2005.
- Sainbayar Sukhbaatar, Arthur Szlam, and Rob Fergus. Learning multiagent communication with backpropagation. In *Advances in Neural Information Processing Systems 29*, pages 2244–2252. Curran Associates, Inc., 2016.
- Ming Tan. Multi-agent reinforcement learning: Independent vs. cooperative agents. In *In Proceedings of the Tenth International Conference on Machine Learning*, pages 330–337, 1993.
- Laurens van der Maaten and Geoffrey Hinton. Visualizing data using t-sne. *Journal of Machine Learning Research (JMLR)*, 9:2579–2605, 2008.
- Ronald J Williams. Simple statistical gradient following algorithms for connectionist reinforcement learning. *Machine Learning*, 8(3-4):229–256, 1992.