
Communication Topologies Between Learning Agents in Deep Reinforcement Learning

Dhaval Adjudah¹ Dan Calacci¹ Abhimanyu Dubey¹ Anirudh Goyal² Peter Krafft¹ Esteban Moro^{1,3}
Alex Pentland¹

Abstract

A common technique to improve speed and robustness of learning in deep reinforcement learning (DRL) and many other machine learning algorithms is to run multiple learning agents in parallel. A neglected component in the development of these algorithms has been how best to arrange the learning agents involved to better facilitate distributed search. Here we draw upon results from the networked optimization and collective intelligence literatures suggesting that arranging learning agents in less than fully connected topologies (the implicit way agents are commonly arranged in) can improve learning. We explore the relative performance of four popular families of graphs and observe that one such family (Erdos-Renyi random graphs) empirically outperforms the standard fully-connected communication topology across several DRL benchmark tasks. We observe that 1000 learning agents arranged in an Erdos-Renyi graph can perform as well as 3000 agents arranged in the standard fully-connected topology, showing the large learning improvement possible when carefully designing the topology over which agents communicate. We complement these empirical results with a preliminary theoretical investigation of why less than fully connected topologies can perform better. Overall, our work suggests that distributed machine learning algorithms could be made more efficient if the communication topology between learning agents was optimized.

1. Introduction

Every distributed algorithm relies on an implicit communication network between the processing units being used

in the algorithm. In the case of distributed machine learning, these units pass information such as data, parameters, or rewards between each other. For example, in the popular A3C (Mnih et al., 2016) reinforcement learning algorithm, multiple ‘workers’ are spawned with local copies of a global neural network, and they are used to collectively update the global network. These workers can be either viewed as simply implementing the parallelized form of an algorithm, or they can be seen as a type of multi-agent distributed optimization approach to searching the reward landscape for parameters that maximize performance.

In this work, we take the latter approach of thinking of the ‘workers’ as separate agents that can search a reward landscape more or less efficiently. We adopt such an approach because it allows us to consider improvements studied in the field of multi-agent optimization (Ferber & Weiss, 1999), specifically the literatures of networked optimization (optimization over networks of agents with local rewards) (Nedić et al., 2017; Nedic & Ozdaglar, 2010; Nedic, 2011) and collective intelligence (the study of mechanisms of how agents learn, influence and collaborate with each other) (Wolpert & Tumer, 1999; Woolley et al., 2010). These two literatures suggest a number of different ways to improve such multi-agent optimization, and, in this work, we choose to focus on one of main ways to do so: optimizing the topology of communication between agents (i.e. the local and global characterization of which neighbors each agent can share data, parameters, or rewards with).

We focus on communication topology because it has been shown to result in increased exploration, higher overall maximum reward, and higher diversity of solutions in both simulated high-dimensional optimization problems (Lazer & Friedman, 2007) and human experiments (Barkoczi & Galesic, 2016), and because, to the best of our knowledge, almost no prior work has investigated how the topology of communication between agents affects learning performance in distributed Deep Reinforcement Learning (DRL). The two topologies that are almost always used are either a complete (fully-connected) network, in which all processors communicate with each other; or a star network—in which all processors communicate with a single hub server, which is, in effect, a more efficient, centralized implemen-

¹MIT Media Lab ²Montreal Institute for Learning Algorithms
³Universidad Carlos III de Madrid. Correspondence to: Dhaval Adjudah <dval@mit.edu>.

tation of the complete network (e.g., (Scott et al., 2016)).

Here, we empirically investigate whether using alternative communication topologies between agents could lead to improving learning performance in the context of DRL. Given that network effects are sometimes only significant with large numbers of agents, we choose to build upon one of the DRL algorithms most oriented towards parallelizability and scalability: Evolution Strategies (Rechenberg, 1973; Schwefel, 1977; Wierstra et al., 2014; Salimans et al., 2017). We introduce Networked Evolution Strategies (NetES), a networked decentralized variant of ES. NetES, like many DRL algorithms and evolutionary methods, relies on aggregating the rewards from a population of processors that search in parameter space to optimize a single global parameter set. Using NetES, we explore how the communication topology of a population of processors affects learning performance.

Key aspects of our approach, findings, and contributions are as follows:

- We introduce the notion of communication network topologies to the ES paradigm for DRL tasks.
- We perform an ablation study using various baseline controls to make sure that any improvements we see come from using alternative topologies and not other factors.
- We compare the learning performance of the main topological families of communication graphs, and observe that one family (Erdos-Renyi graphs) does best.
- Using an optimized Erdos-Renyi graph, we evaluate NetES on five difficult DRL benchmarks and find large improvements compared to using a fully-connected communication topology. We observe that our 1000-agent Erdos-Renyi graph can compete with 3000 fully-connected agents.
- We derive an upper bound which provides theoretical insights into why alternative topologies might outperform a fully-connected communication topology. We find that our upper bound only depends on the topology of learning agents, and not on the reward function of the reinforcement learning task at hand, which indicates that our results likely will generalize to other learning tasks.

2. Preliminaries

2.1. Evolution Strategies for Deep RL

As discussed earlier, given that network effects are sometimes only significant with large numbers of agents, we

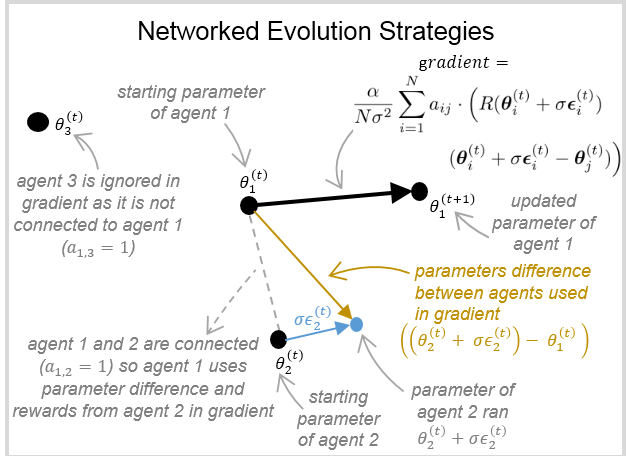
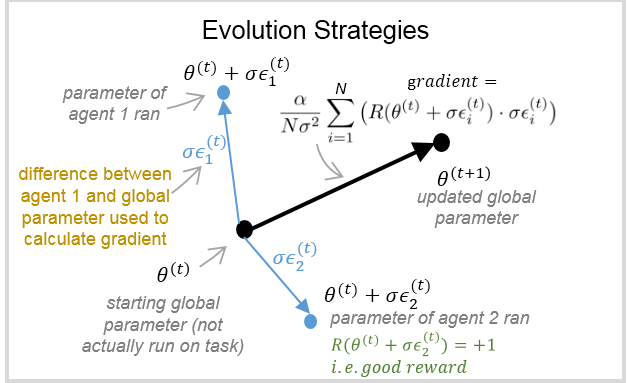


Figure 1: **All:** Each black dot is a parameter set held by an agent and each blue dot is a perturbed parameter set being run on the DRL task. **Top:** Evolution strategies where the gradient is the average over the difference in parameters (if all agents have the same parameters, this difference is just the noise) weighted by rewards. **Bottom:** Networked Evolution Strategies where the gradient for agent 1 is still the average over difference in parameters but only over agents that are connected (not agent 3 in this case).

choose to build upon one of the DRL algorithms most oriented towards parallelizability and scalability: Evolution Strategies.

We begin with a brief overview of the application of the Evolution Strategies (ES) (Schwefel, 1977) approach to deep reinforcement learning, following Salimans et al. (Salimans et al., 2017). Evolution Strategies is a class of techniques to solve optimization problems by utilizing a derivative-free parameter update approach. The algorithm proceeds by selecting a fixed model, initialized with a set of weights θ (whose distribution p_ϕ is parameterized by parameters ϕ), and an objective (reward) function $R(\cdot)$ defined externally by the DRL task being solved. The ES algorithm then maximizes the average objective value $\mathbb{E}_{\theta \sim p_\phi} R(\theta)$, which is optimized with stochastic gradient

ascent. The score function estimator for $\nabla_{\phi} \mathbb{E}_{\theta \sim p_{\phi}} R(\theta)$ is similar to REINFORCE (Williams, 1992), given by $\nabla_{\phi} \mathbb{E}_{\theta \sim p_{\phi}} R(\theta) = \mathbb{E}_{\theta \sim p_{\phi}} [R(\theta) \nabla_{\phi} \log p_{\phi}(\theta)]$.

The update equation used in this algorithm for the parameter θ at any iteration $t + 1$, for an appropriately chosen learning rate α and noise standard deviation σ , is a discrete approximation to the gradient:

$$\theta^{(t+1)} = \theta^{(t)} + \frac{\alpha}{N\sigma^2} \sum_{i=1}^N (R(\theta^{(t)} + \sigma\epsilon_i^{(t)}) \cdot \sigma\epsilon_i^{(t)}) \quad (1)$$

This update rule is implemented by spawning a collection of N agents at every iteration t , with perturbed versions of $\theta^{(t)}$, i.e. $\{(\theta^{(t)} + \sigma\epsilon_1^{(t)}), \dots, (\theta^{(t)} + \sigma\epsilon_N^{(t)})\}$ where $\epsilon \sim \mathcal{N}(0, I)$. The algorithm then calculates $\theta^{(t+1)}$ which is broadcast again to all agents, and the process is repeated.

In summary, either a centralized controller or each agent holds a global parameter θ , records the perturbed noise $\epsilon_i^{(t)}$ used by *all* agents, collects rewards from *all* agents at the end of an episode, calculates the gradient and obtains a new global parameter θ . Because each agent uses information from *all* other agents to update their parameter, the algorithm uses a fully-connected (complete) network. And because they all use the same information, they come to consensus to the same global parameter each round and therefore only a single $\theta^{(t)}$ parameter is needed to be expressed in the algorithm. Each agent therefore only deals with one-step perturbations of the global parameter, $(\theta^{(t)} + \sigma\epsilon_i^{(t)})$.

Through equation 1, each agent is taking a weighted average of the differences (perturbations) between their last local parameter copy and the perturbed copies of each agent, (the differences being $\sigma\epsilon_i^{(t)} = ((\theta^{(t)} + \sigma\epsilon_i^{(t)}) - \theta^{(t)})$) where the weight is given by the reward at the location of each perturbed copy $R(\theta^{(t)} + \sigma\epsilon_i^{(t)})$.

However, when agents are not arranged in a fully-connected network topology, even if all the agents start with the same global parameter $\theta^{(t_0)}$, after the very first update step, they would each hold different parameters $\theta_j^{(t_0+1)}$ as each agent's gradient would be calculated using a unique subset of its neighbors rewards and parameters. This is illustrated in Fig 1. In developing NetES, we will therefore have to make explicit the local versions of the parameter $\theta_j^{(t)}$. When each agent has a local copy of the parameter, $\theta_i^{(t)}$, the weighted average (using the same weights $R(\theta^{(t)} + \sigma\epsilon_i^{(t)})$) is still, as in the standard case, over the differences between their last local parameter and the perturbed copies of each agent. Because each agent now has different parameters, this difference is $((\theta_i^{(t)} + \sigma\epsilon_i^{(t)}) - \theta_j^{(t)})$.

Type	Task	Fully-connected	Erdos	Improv. %
MuJoCo	Ant-v1	4496	4938	9.8
MuJoCo	HalfCheetah-v1	1571	7014	346.3
MuJoCo	Hopper-v1	1506	3811	153.1
MuJoCo	Humanoid-v1	762	6847	798.6
Roboschool	Humanoid-v1	364	429	17.9

Table 1: Improvements from Erdos-Renyi networks with 1000 nodes compared to fully-connected networks.

In this notation, Equation 1 is then:

$$\theta_j^{(t+1)} = \theta_j^{(t)} + \frac{\alpha}{N\sigma^2} \sum_{i=1}^N (R(\theta_i^{(t)} + \sigma\epsilon_i^{(t)}) \cdot (\theta_i^{(t)} + \sigma\epsilon_i^{(t)} - \theta_j^{(t)})) \quad (2)$$

3. Problem Statement

The task ahead is to take the standard ES algorithm and operate it over new communication topologies, wherein each agent is only allowed to communicate with its neighbors. This would allow us to then see if any topologies perform better than the de-facto fully-connected topology. The ultimate goal would be to optimize over the space of all possible topologies to find the ones that perform best for our task at hand - an interesting possibility for future work, but outside the scope of our work. Instead, we take as a more tractable starting point a comparison of four popular graph families (including the fully-connected topology).

3.1. NetES : Networked Evolution Strategies

We denote a network topology by $A = \{a_{ij}\}$, where $a_{ij} = 1$ if agents i and j communicate with each other, and equals 0 otherwise. A represents the *adjacency matrix* of connectivity, and fully characterizes the communication topology between agents. In a fully connected network, we have $a_{ij} = 1$ for all i, j .

Using adjacency matrix A , it is straightforward to allow equation 2 to operate over any communication topologies:

$$\theta_j^{(t+1)} = \theta_j^{(t)} + \frac{\alpha}{N\sigma^2} \sum_{i=1}^N a_{ij} \cdot (R(\theta_i^{(t)} + \sigma\epsilon_i^{(t)}) \cdot (\theta_i^{(t)} + \sigma\epsilon_i^{(t)} - \theta_j^{(t)})) \quad (3)$$

Because equation 3 uses the same weighted average as in ES (equations 1 and 2), when fully-connected networks are used (i.e. $a_{ij} = 1$) and when agents start with the same parameters, equation 3 reduces to 1.

The only other change (other than using a_{ij} in the update rule) introduced by NetES is the use of periodic global broadcasts. We implemented parameter broadcast as follows: at every iteration, with a probability p_b (in practice we set it to 0.8, a popular hyperparameter value in other algorithms), we choose to replace all agents’ current parameters with the best agent’s performing weights, and then continue training (as per Equation 3) after that. The same broadcast techniques have been used in many other algorithms to balance local vs. global search (e.g. ‘exploit’ in Population-based Training (Jaderberg et al., 2017) by replacing current weights with weights that give the highest rewards).

Given the three additions of NetES to ES (the use of alternate topologies through a_{ij} , the use of different parameters, and broadcast), we run careful controls during an ablation study to investigate where the improvement in learning we observe come from - we show later that they come from the use of alternative topologies as shown in see Fig. 2B.

3.2. Communication topologies under consideration

Given the update rule as per equation 3, the goal is then to find which topology leads to the highest improvement. Because we are drawing inspiration from the study of collective intelligence and networked optimization, we use topologies that are prevalent in modeling how humans and animals learn collectively: 1) **Erdos-Renyi Networks:** Networks where each edge between any two nodes has a fixed independent probability of being present (ERdS & R&WI, 1959), which are among the commonly used benchmark graphs for comparison in social networks (Newman, 2010). 2) **Scale-Free Networks:** Scale-free networks, whose degree distribution follows a power law (Choromański et al., 2013), are commonly observed in citation and signaling biological networks (Barabási & Albert, 1999). 3) **Small-World Networks:** Networks where most nodes can be reached through a small number of neighbors, resulting in the famous ‘six degrees of separation’ (Travers & Milgram, 1977). 4) **Fully-Connected Networks:** Networks where every node is connected to every other node.

Each of these network families can be parameterized by the number of nodes N , and their degree distribution, and we can randomly sample instances of graphs from each family. Erdos-Renyi networks, for example, are parameterized by their average density p ranging from 0 to 1, where 0 would lead to a completely disconnected graph (no nodes are connected), and 1 would lead back to a fully-connected graph. The lower p is, the sparser a randomly generated network is. Similarly, the degree distribution of scale-free networks is defined by the exponent of the power distribution. Because each graph is generated randomly, two graphs with the same parameters will be different if they have differ-

ent random seeds, even though, on average, they will have the same average degree (and therefore the same number of links).

3.3. Consequences of update rule

Previous work (Barkoczi & Galesic, 2016) demonstrates that the exact form of the update rule does not matter much because sparser networks are better as long as the distributed strategy is to find and aggregate the parameters with the highest reward (as opposed to, for example, finding the most common parameters many agents hold). Therefore, although our update rule is a straightforward extension of ES, we expect that our primary insight—that network topology can affect deep reinforcement learning—to still be useful with alternative update rules.

Secondly, although Equation 3 is a biased gradient estimate, at least in the short term, it is unclear whether in practice we achieve a biased or an unbiased gradient estimate, marginalizing over time steps between broadcasts. This is because in the full algorithm (algorithm 1) we implement, we combine this update rule with a periodic parameter broadcast (as is common in distributed learning algorithms - we will address this in detail in a later section), and every broadcast returns the agents to a consensus position.

Future work can better characterize the theoretical properties of NetES and similar networked DRL algorithms using the recently developed tools of calculus on networks (e.g., (Acemoglu et al., 2011)). Empirically, we find that NetES achieves large performance improvements.

3.4. Predicted improved performance of NetES

Through the modifications to ES we have described, we are now able to operate on any communication topology. Due to previous work in networked optimization and collective intelligence which shows that alternative network structures result in better performance, we expect NetES to perform better on DRL tasks when using alternative topologies compared to the de facto fully-connected topology. We also expect to see differences in performance between families of topologies.

4. Related Work

There have been many variants of Evolution Strategies over the years, such as CMA-ES (Auger & Hansen, 2005) which also updates the covariance matrix of the Gaussian distribution, Natural Evolution strategies (Wierstra et al., 2014) where the inverse of the Fisher Information Matrix of search distributions is used in the gradient update rule, and, of course, the Evolution Strategies of Salimans et al. (Salimans et al., 2017) (which we build on) which was modi-

fied for scalability in DRL. However, in all the approaches described above, agents are organized in an implicit fully-connected centralized topology.

A focus of recent DRL has been the ability to be able to run more and more agents in parallel (i.e. scalability). An early example is the Gorila framework (Nair et al., 2015) that collects experiences in parallel from many agents. Another is A3C (Mnih et al., 2016) that we discussed earlier. IMPALA (Espeholt et al., 2018) is a recent algorithm which solves many tasks with a single parameter set. Population Based Training (Jaderberg et al., 2017) optimizes both learning weights and hyperparameters. Again, these algorithms implicitly use a fully-connected topology between learning agents.

There has also been work in the multi-agent reinforcement learning literature focusing on how independent agents can solve competitive and collaborative problems. For example, recent work investigated the role communication topology, but it is focused on agents solving different tasks (Zhang et al., 2018). One recent study (Macua et al., 2017) investigated the effect of communication network topology, but only as an aside, and on very small networks - and they also observe improvements when using not fully-connected networks.

On the other hand, work in the networked optimization literature has demonstrated that the network structure of communication between nodes significantly affects the convergence rate and accuracy of multi-agent learning (Nedić et al., 2017; Nedic & Ozdaglar, 2010; Nedic, 2011). However this work has been focused on solving global objective functions that are the sum (or average) of private, local node-based objective functions - which is not always an appropriate framework for deep reinforcement learning. In the collective intelligence literature, alternative network structures have been shown to result in increased exploration, higher overall maximum reward, and higher diversity of solutions in both simulated high-dimensional optimization (Lazer & Friedman, 2007) and human experiments (Barkoczi & Galesic, 2016).

To the best of our knowledge, no prior work has focused on investigating how the topology of communication between agents affects learning performance in distributed DRL, for large networks and on popular graph families.

5. Experimental Procedure

5.1. Goal of experiments

The main goal of this work is to run ES on DRL tasks but using alternative topologies through our networked variant of ES, NetES, and to see if alternative topologies (instead of the de-facto fully-connected topology) perform better.

Therefore, we want to be able to generate communication topologies from each of the four popular random graph families, wire our agents using this topology and deploy them to solve the DRL task at hand.

Algorithm 1 Networked Evolution Strategies

Input: Learning rate α , noise standard deviation σ , initial policy parameters $\theta_i^{(0)}$ where $i = 1, 2, \dots, N$ (for N workers), adjacency matrix A , global broadcast probability p_b

Initialize: n workers with known random seeds, initial parameters $\theta_i^{(0)}$

for $t = 0, 1, 2, \dots$ **do**

for each worker $i = 1, 2, \dots, N$ **do**

Sample $\epsilon_j^{(t)} \sim \mathcal{N}(0, I)$

Compute returns $R_i = R(\theta_j^{(t)} + \sigma \epsilon_j^{(t)})$

end for

Sample $\beta^{(t)} \sim \mathcal{U}(0, 1)$

if $\beta^{(t)} < p_b$ **then**

Set $\theta_i^{(t+1)} \leftarrow \arg \max_{\theta_j^{(t)}} R(\theta_j^{(t)} + \sigma \epsilon_j^{(t)})$

else

for each worker $i = 1, 2, \dots, n$ **do**

Set $\theta_i^{(t+1)} \leftarrow \theta_i^{(t)} + \frac{\alpha}{N\sigma^2} \sum_{j=1}^N a_{ij} \cdot \left(R(\theta_j^{(t)} + \sigma \epsilon_j^{(t)}) \cdot (\theta_j^{(t)} + \sigma \epsilon_j^{(t)} - \theta_i^{(t)}) \right)$

end for

end if

end for

5.2. Procedure

We evaluate our NetES algorithm on a series of popular benchmark tasks for deep reinforcement learning, selected from two frameworks—the open source Roboschool (OpenAI, 2017) benchmark, and the MuJoCo framework (Todorov et al., 2012). The five benchmark tasks we evaluate on are: Humanoid-v1 (Roboschool and Mujoco), HalfCheetah-v1 (MuJoCo), Hopper-v1 (MuJoCo) and Ant-v1 (MuJoCo). Our choice of benchmark tasks is motivated by the difficulty of these walker-based problems.

To maximize reproducibility of our empirical results, we use the standard evaluation metric of collecting the total reward agents obtain during a test-only episode, which we compute periodically during training (Mnih et al., 2013; Bellemare et al., 2013; Salimans et al., 2017). Specifically, with a probability of 0.08, we intermittently pause training, take the parameters of the best agent and run this parameter (without added noise perturbation) for 1000 episodes, and take the average total reward over all episodes—as in Salimans et al. (Salimans et al., 2017). When performance eventually stabilizes to a maximum ‘flat’ line (determined by calculating whether a 50-episode moving average has

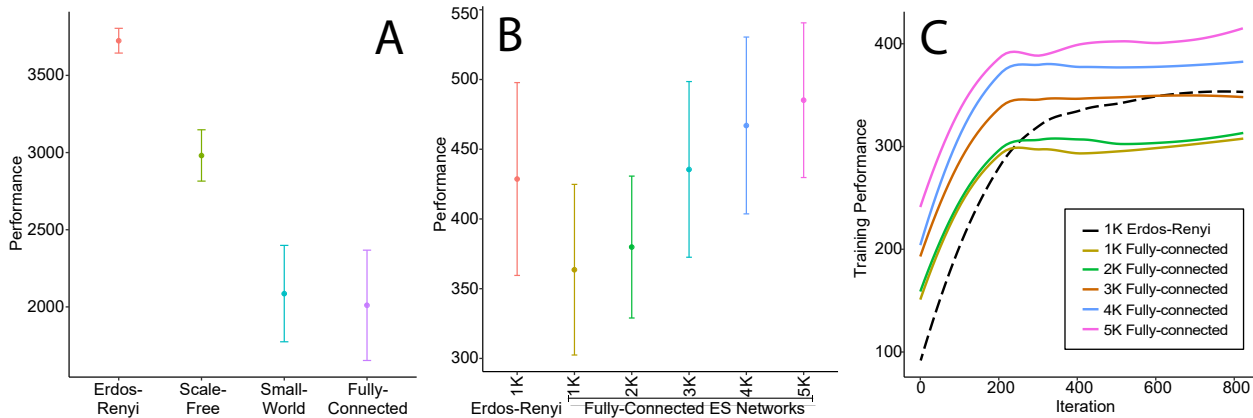


Figure 2: **A**: Learning performance on all network families: Erdos-Renyi graphs do best, fully-connected graphs do worst (MuJoCo Ant-v1 task with small networks of 100 nodes). **B**: Evaluation results for Erdos-Renyi graph with 1000 agents compared to fully-connected networks with varying network sizes (RoboSchool Humanoid-v1). **C**: Comparing Erdos-Renyi graph with 1000 agents to fully-connected networks with varying network sizes on training (not evaluation metric) performance (Roboschool Humanoid-v1). **All**: Error bars represent 95% confidence intervals.

not changed by more than 5%), we record the maximum of the evaluation performance values for this particular experimental run. As is usual (Bellemare et al., 2013), training performance (shown in Fig. 2C) will be slightly lower than the corresponding maximum evaluation performance (shown in Table 1). We observe this standard procedure to be quite robust to noise.

We repeat this evaluation procedure for multiple random instances of the same network topology by varying the random seed of network generation. These different instances share the same average density p (i.e. the same average number of links) and the same number of nodes N . Since each node runs the same number of episode time steps per iteration, different networks with the same p can be fairly compared. For all experiments (all network families and sizes of networks), we use an average network density of 0.2 because it is sparse enough to provide good learning performance, and consistent (not noisy) empirical results.

We then report the average performance over 6 runs with 95% confidence intervals. We share the JSON files that fully describe our experiments and our anonymized code at www.bit.ly/2Dsk2OJ.

In addition to using the evaluation procedure of Salimans et al. (Salimans et al., 2017), we also use their exact same neural network architecture: multilayer perceptrons with two 64-unit hidden layers separated by \tanh nonlinearities. We also keep all the modifications to the update rule introduced by Salimans et al. to improve performance: (1) training for one complete episode for each iteration; (2) employing antithetic or mirrored sampling, also known as mirrored sampling (Geweke, 1988), where we explore $\epsilon_i^{(t)}$, $-\epsilon_i^{(t)}$ for every sample $\epsilon_i^{(t)} \sim \mathcal{N}(0, I)$; (3) employing fitness shap-

ing (Wierstra et al., 2014) by applying a rank transformation to the returns before computing each parameter update, and (4) weight decay in the parameters for regularization. We also use the exact same hyperparameters as the original OpenAI (fully-connected and centralized) implementation (Salimans et al., 2017), varying only the network topology for our experiments.

6. Results

6.1. Empirical performance of network families

We first use one benchmark task (MuJoCo Ant-v1, because it runs fastest) and networks of 100 agents to evaluate NetES on each of the 4 families of communication topology: Erdos-Renyi, scale-free, small-world and the standard fully-connected network. As seen in Fig 2A, two topologies outperform fully-connected networks: Erdos-Renyi and Scale-Free networks. We also establish that, on this task, Erdos-Renyi strongly outperforms the other topologies and we decide to focus on Erdos-Renyi graphs for all other results going forward - this choice is supported by our theoretical results which indicate that Erdos-Renyi would do better on any task.

6.2. Empirical performance on all benchmarks

Using Erdos-Renyi networks (as they previously performed best compare to other network families), we run larger networks of 1000 agents on all 5 benchmark results. As can be seen in Table 1, our Erdos-Renyi networks outperform fully-connected networks on all benchmark tasks, resulting in improvements ranging from 9.8% on MuJoCo Ant-v1 to 798% on MuJoCo Humanoid-v1. All results are statisti-

cally significant (based on 95% confidence intervals).

We note that the difference in performance between Erdos-Renyi and fully-connected networks is higher for smaller networks (Fig. 2A and Fig. 3B) compared to larger networks (Table 1) for the same benchmark, and we observe this behavior across different benchmarks. We believe that this is because NetES is able to achieve higher performance with fewer agents due to its efficiency of exploration, as supported in our empirical and theoretical results below.

6.3. Varying network sizes

So far, we have compared alternative network topologies with fully-connected networks containing the same number of agents. In this section, we investigate whether organizing the communication topology using Erdos-Renyi networks can outperform larger fully-connected networks. We choose one of the benchmarks that had a small difference between the two algorithms at 1000 agents, Roboschool Humanoid-v1. As shown in Fig. 2B and the training curves (which display the training performance, not the evaluation metric results which would be higher as discussed earlier) in Fig. 2C, an Erdos-Renyi network with 1000 agents provides comparable performance to 3000 agents arranged in a fully-connected network.

6.4. Ablation Study

To ensure that none of the modifications we implemented in the ES algorithm are causing improvements in performance, instead of just the use of alternative network topologies, we run control experiments on each modification: 1) the use of broadcast, 2) the fact that each agent/node has a different parameter set. We test all combinations.

6.4.1. BROADCAST EFFECT

We want to make sure that broadcast (over different probabilities ranging from 0.0 to 1.0) does not explain away our performance improvements. We compare ‘disconnected’ networks, where agents can only learn from their own parameter update and from broadcasting (they do not see the rewards and parameters of any other agents each step as in NetES). We compare them to Erdos-Renyi networks and fully-connected networks of 1000 agents on the Roboschool Humanoid-v1 task. As can be seen in Fig. 3A practically no learning happens with **just** broadcast and no network. These experiments show that broadcast does not explain away the performance improvement we observe when using NetES.

6.4.2. GLOBAL VERSUS INDIVIDUAL PARAMETERS

The other change we introduce in NetES is to have each agent hold their own parameter value $\theta_i^{(t)}$ instead of a

global (noised) parameter $\theta^{(t)}$. We therefore investigate the performance of the following 4 control baselines: fully-connected ES with 100 agent running: (1) same global parameter, no broadcast; (2) same global parameter, with broadcast; (3) different parameters, with broadcast; (4) different parameters, no broadcast; compared to NetES running an Erdos-Renyi network. For this experiment we use MuJoCo Ant-v1. As shown in Fig 3B, NetES does better than all 4 other control baselines, showing that the improvements of NetES come from using alternative topologies and not from having different local parameters for each agent.

7. Theoretical Insights

In this section, we present theoretical insights into why alternative topologies can outperform fully-connected topologies, and why Erdos-Renyi networks also outperform the other two network families we have tested. A motivating factor for introducing alternative connectivity and having each agent hold local parameters (as per Equation 3) is to search the parameter space more completely, a common motivation in DRL and optimization in general. One possible heuristic for measuring the capacity to explore the parameter space is the diversity of parameter updates during each iteration, which can be measured by the variance of parameter updates:

Theorem 1. *In a NetES update iteration t for a system with N agents with parameters $\Theta = \{\theta_1^{(t)}, \dots, \theta_N^{(t)}\}$, agent communication matrix $A = \{a_{ij}\}$, agent-wise perturbations $\mathcal{E} = \{\epsilon_1^{(t)}, \dots, \epsilon_N^{(t)}\}$, and parameter update $u_i^{(t)} = \frac{\alpha}{N\sigma^2} \sum_{j=1}^N a_{ij} \cdot (R(\theta_j^{(t)} + \sigma\epsilon_j^{(t)}) \cdot ((\theta_j^{(t)} + \sigma\epsilon_j^{(t)}) - (\theta_i^{(t)})))$ as per Equation 3, the following relation holds:*

$$\text{Var}_i[u_i^{(t)}] \leq \frac{\max^2 R(\cdot)}{N\sigma^4} \left\{ \left(\frac{\|A^2\|_F}{(\min_l |A_l|)^2} \right) \cdot f(\Theta, \mathcal{E}) - \left(\frac{\min_l |A_l|}{\max_l |A_l|} \right)^2 \cdot \frac{\sigma^2}{N} \left(\sum_{i,j} \epsilon_i^{(t)} \epsilon_j^{(t)} \right) \right\} \quad (4)$$

Here, $|A_l| = \sum_j a_{jl}$, and $f(\Theta, \mathcal{E}) =$

$$\sqrt{\left(\sum_{j,k,m} ((\theta_j^{(t)} + \sigma\epsilon_j^{(t)} - \theta_m^{(t)}) \cdot (\theta_k^{(t)} + \sigma\epsilon_k^{(t)} - \theta_m^{(t)}))^2 \right)}.$$

The proof for Theorem 2 is provided in the supplementary material.

This theoretical upper-bound is merely expository; it is not indicative of the *worst-case* performance, which requires the optimization of a lower-bound. We use this theoretical insight to understand the *capacity* for parameter exploration supplied by any network topology and not to **choose** the best network topology (which would require a lower bound). It is also important to note that the quantity in Theorem 2 is not the **variance of the value function gradient**,

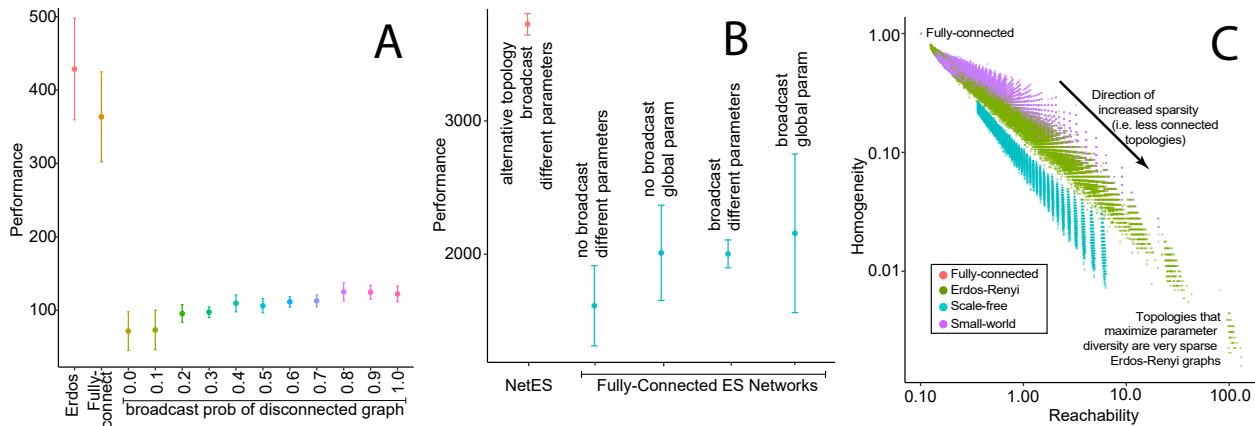


Figure 3: **A:** Agents with any amount of periodic broadcasting do not learn (RoboSchool Humanoid-v1 with 1000 agents). **B:** None of the control baselines with fully-connected networks learn, showing that the use of alternative topologies is what leads to learning (MuJoCo Ant-v1 with 100 agents). **C:** We generate instances of random networks from our four families of networks, and observe that sparser Erdos-Renyi graphs maximize the diversity of parameter updates.

which is typically minimized in reinforcement learning. It is instead the **variance in the positions in parameter space** of the agents after a step of our algorithm. This quantity is more productively conceptualized as akin to a radius of exploration for a distributed search procedure rather than in its relationship to the variance of the gradient. The challenge is then to maximize the search radius of positions in parameter space to find high-performing parameters. As far as the side effects this might have, given the common wisdom that increasing the variance of the value gradient in single-agent reinforcement learning can slow convergence, it is worth noting that noise (i.e. variance) is often critical for escaping local minima in other algorithms, e.g. via stochasticity in SGD.

By Theorem 2, we see that the diversity of exploration in the parameter updates across agents is likely affected by two quantities that involve the connectivity matrix A : the first being the term $(\|A^2\|_F / (\min_l |A_l|))^2$ (henceforth referred to as the *reachability* of the network), which according to our bound we want to maximize, and the second being $(\min_l |A_l| / \max_l |A_l|)^2$ (henceforth referred to as the *homogeneity* of the network), which according to our bound we want to be as small as possible in order to maximize the diversity of parameter updates across agents. Reachability and homogeneity are not independent, and are statistics of the degree distribution of a graph. It is interesting to note that the upper bound *does not depend on the reward landscape $R(\cdot)$ of the task at hand*, indicating that our theoretical insights should be independent of the learning task.

Reachability is the squared ratio of the total number of paths of length 2 in A to the minimum number of links of all nodes of A . The sparser a network, the larger the reach-

ability. For Erdos-Renyi graphs, $(\|A^2\|_F / (\min_l |A_l|))^2 \approx (pN)^{-1/2}$, where p is the average density of the network (the inverse of sparsity), the probability that any two nodes being connected. Homogeneity is the squared ratio of the minimum to maximum connectivity of all nodes of A : the higher this value, the more homogeneously connected the graph is. The sparser a network is, the lower is the homogeneity of a network. In the case of Erdos-Renyi networks, $(\min_l |A_l| / \max_l |A_l|)^2 \approx 1 - 8\sqrt{(1-p)/(Np)}$ (the proofs and plots for Erdos-Renyi are provided in the supplementary material).

Using the above definitions for reachability and homogeneity, we generate random instances of each network family, and plot them in Fig. 3C. Two main observations can be made from this result: (1) Erdos-Renyi networks maximize reachability and minimize homogeneity, which means that they likely maximize the diversity of parameter exploration. (2) Fully-connected networks are the single worst network in terms of exploration diversity (they minimize reachability and maximize homogeneity, the opposite of what would be required for maximizing parameter exploration according to the suggestion of our bound). These theoretical results agree with our empirical results: Erdos-Renyi networks perform best, followed by scale-free networks, while fully-connected networks do worse.

8. Conclusion

In our work, we extended ES, a DRL algorithm, to use alternative network topologies and empirically showed that the conventional fully-connected topology performs worse in our experiments. We also performed an ablation study by running controls on all the modifications we made to the ES algorithm, and we showed that the improvements we ob-

served are not explained away by these other modifications. Finally, we provided an theoretical investigation into why alternative topologies may be superior, and observed that our upper bound is independent of the reward function of the task at hand. Future work could explore whether other distributed machine learning algorithms would learn more efficiently if the communication topology between learning agents or processors was optimized.

References

- Acemoglu, D., Dahleh, M. A., Lobel, I., and Ozdaglar, A. Bayesian learning in social networks. *The Review of Economic Studies*, 78(4):1201–1236, 2011.
- Auger, A. and Hansen, N. A restart cma evolution strategy with increasing population size. In *Evolutionary Computation, 2005. The 2005 IEEE Congress on*, volume 2, pp. 1769–1776. IEEE, 2005.
- Barabási, A.-L. and Albert, R. Emergence of scaling in random networks. *science*, 286(5439):509–512, 1999.
- Barkoczi, D. and Galesic, M. Social learning strategies modify the effect of network structure on group performance. *Nature communications*, 7, 2016.
- Bellemare, M. G., Naddaf, Y., Veness, J., and Bowling, M. The arcade learning environment: An evaluation platform for general agents. *Journal of Artificial Intelligence Research*, 47:253–279, 2013.
- Choromański, K., Matuszak, M., and Miekisz, J. Scale-free graph with preferential attachment and evolving internal vertex structure. *Journal of Statistical Physics*, 151(6): 1175–1183, 2013.
- ERDdS, P. and R&WI, A. On random graphs i. *Publ. Math. Debrecen*, 6:290–297, 1959.
- Espeholt, L., Soyer, H., Munos, R., Simonyan, K., Mnih, V., Ward, T., Doron, Y., Firoiu, V., Harley, T., Dunning, I., et al. Impala: Scalable distributed deep-rl with importance weighted actor-learner architectures. *arXiv preprint arXiv:1802.01561*, 2018.
- Ferber, J. and Weiss, G. *Multi-agent systems: an introduction to distributed artificial intelligence*, volume 1. Addison-Wesley Reading, 1999.
- Geweke, J. Antithetic acceleration of monte carlo integration in bayesian inference. *Journal of Econometrics*, 38 (1-2):73–89, 1988.
- Jaderberg, M., Dalibard, V., Osindero, S., Czarnecki, W. M., Donahue, J., Razavi, A., Vinyals, O., Green, T., Dunning, I., Simonyan, K., et al. Population based training of neural networks. *arXiv preprint arXiv:1711.09846*, 2017.
- Lazer, D. and Friedman, A. The network structure of exploration and exploitation. *Administrative Science Quarterly*, 52(4):667–694, 2007.
- Macua, S. V., Tukiainen, A., Hernández, D. G.-O., Bal-dazo, D., de Cote, E. M., and Zazo, S. Diff-dac: Distributed actor-critic for multitask deep reinforcement learning. *arXiv preprint arXiv:1710.10363*, 2017.
- Mnih, V., Kavukcuoglu, K., Silver, D., Graves, A., Antonoglou, I., Wierstra, D., and Riedmiller, M. Playing atari with deep reinforcement learning. *arXiv preprint arXiv:1312.5602*, 2013.
- Mnih, V., Badia, A. P., Mirza, M., Graves, A., Lillicrap, T., Harley, T., Silver, D., and Kavukcuoglu, K. Asynchronous methods for deep reinforcement learning. pp. 1928–1937, 2016.
- Nair, A., Srinivasan, P., Blackwell, S., Alcicek, C., Fearon, R., De Maria, A., Panneershelvam, V., Suleyman, M., Beattie, C., Petersen, S., et al. Massively parallel methods for deep reinforcement learning. *arXiv preprint arXiv:1507.04296*, 2015.
- Nedic, A. Asynchronous broadcast-based convex optimization over a network. *IEEE Transactions on Automatic Control*, 56(6):1337–1351, 2011.
- Nedic, A. and Ozdaglar, A. 10 cooperative distributed multi-agent. *Convex Optimization in Signal Processing and Communications*, 340, 2010.
- Nedić, A., Olshevsky, A., and Rabbat, M. G. Network topology and communication-computation trade-offs in decentralized optimization. *arXiv preprint arXiv:1709.08765*, 2017.
- Newman, M. *Networks: An introduction*, 2010.
- OpenAI. Roboschool. <https://github.com/openai/roboschool>, 2017. Accessed: 2017-09-30.
- Rechenberg, I. Evolution strategy: Optimization of technical systems by means of biological evolution. *Fromman-Holzboog, Stuttgart*, 104:15–16, 1973.
- Salimans, T., Ho, J., Chen, X., and Sutskever, I. Evolution strategies as a scalable alternative to reinforcement learning. *arXiv preprint arXiv:1703.03864*, 2017.
- Schwefel, H.-P. *Numerische Optimierung von Computer-Modellen mittels der Evolutionsstrategie: mit einer vergleichenden Einführung in die Hill-Climbing-und Zufallsstrategie*. Birkhäuser, 1977.
- Scott, S. L., Blocker, A. W., Bonassi, F. V., Chipman, H. A., George, E. I., and McCulloch, R. E. Bayes and big

- data: The consensus Monte Carlo algorithm. *International Journal of Management Science and Engineering Management*, 11(2):78–88, 2016.
- Todorov, E., Erez, T., and Tassa, Y. Mujoco: A physics engine for model-based control. In *Intelligent Robots and Systems (IROS), 2012 IEEE/RSJ International Conference on*, pp. 5026–5033. IEEE, 2012.
- Travers, J. and Milgram, S. An experimental study of the small world problem. In *Social Networks*, pp. 179–197. Elsevier, 1977.
- Wierstra, D., Schaul, T., Glasmachers, T., Sun, Y., Peters, J., and Schmidhuber, J. Natural evolution strategies. *The Journal of Machine Learning Research*, 15(1):949–980, 2014.
- Williams, R. J. Simple statistical gradient-following algorithms for connectionist reinforcement learning. In *Reinforcement Learning*, pp. 5–32. Springer, 1992.
- Wolpert, D. H. and Tumer, K. An introduction to collective intelligence. *arXiv preprint cs/9908014*, 1999.
- Woolley, A. W., Chabris, C. F., Pentland, A., Hashmi, N., and Malone, T. W. Evidence for a collective intelligence factor in the performance of human groups. *science*, 330(6004):686–688, 2010.
- Zhang, K., Yang, Z., Liu, H., Zhang, T., and Başar, T. Fully decentralized multi-agent reinforcement learning with networked agents. *arXiv preprint arXiv:1802.08757*, 2018.

Appendix 1 : Diversity of Parameter Updates

Here we provide proofs Theorem 1 from the main paper concerning the diversity of the parameter updates.

Theorem 2. *In a multi-agent evolution strategies update iteration t for a system with N agents with parameters $\Theta = \{\theta_1^{(t)}, \dots, \theta_N^{(t)}\}$, agent communication matrix $A = \{a_{ij}\}$, agent-wise perturbations $\mathcal{E} = \{\epsilon_1^{(t)}, \dots, \epsilon_N^{(t)}\}$, and parameter update $u_i^{(t)}$ given by the sparsely-connected update rule:*

$$u_i^{(t)} = \frac{\alpha}{N\sigma^2} \sum_{j=1}^N a_{ij} \cdot (R(\theta_j^{(t)} + \sigma\epsilon_j^{(t)}) \cdot ((\theta_j^{(t)} + \sigma\epsilon_j^{(t)}) - \theta_i^{(t)}))$$

The following relation holds:

$$\text{Var}_i[u_i^{(t)}] \leq \frac{\max^2 R(\cdot)}{N\sigma^4} \left\{ \left(\frac{\|A\|_F^2}{(\min_l |A_l|)^2} \right) \cdot f(\Theta, \mathcal{E}) - \left(\frac{\min_l |A_l|}{\max_l |A_l|} \right)^2 \cdot g(\mathcal{E}) \right\} \quad (5)$$

Here, $|A_l| = \sum_j a_{jl}$, $f(\Theta, \mathcal{E}) = \left(\sum_{j,k,m}^{N,N,N} ((\theta_j^{(t)} + \sigma\epsilon_j^{(t)} - \theta_m^{(t)}) \cdot (\theta_k^{(t)} + \sigma\epsilon_k^{(t)} - \theta_m^{(t)}))^2 \right)^{\frac{1}{2}}$, and $g(\mathcal{E}) = \frac{\sigma^2}{N} \left(\sum_{i,j}^{N,N} \epsilon_i^{(t)} \epsilon_j^{(t)} \right)$.

Proof. From Equation 2, the update rule is given by:

$$u_i^{(t)} = \frac{\alpha}{N\sigma^2} \sum_{j=1}^N a_{ij} \cdot (R(\theta_j^{(t)} + \sigma\epsilon_j^{(t)}) \cdot ((\theta_j^{(t)} + \sigma\epsilon_j^{(t)}) - \theta_i^{(t)})) \quad (6)$$

The variance of $u_i^{(t)}$ can be written as:

$$\text{Var}_i[u_i^{(t)}] = \mathbb{E}_{i \in \mathcal{A}}[(u_i^{(t)})^2] - (\mathbb{E}_{i \in \mathcal{A}}[u_i^{(t)}])^2 \quad (7)$$

Expanding $\mathbb{E}_{i \in \mathcal{A}}[(u_i^{(t)})^2]$:

$$= \frac{1}{N} \sum_{i \in \mathcal{A}} \left\{ \frac{\gamma}{N\sigma^2} \sum_{j=1}^N a_{ij} \cdot R(\theta_j^{(t)} + \sigma\epsilon_j^{(t)}) \cdot (\theta_j^{(t)} + \sigma\epsilon_j^{(t)} - \theta_i^{(t)}) \right\}^2 \quad (8)$$

Simplifying:

$$= \frac{1}{N\sigma^4} \sum_{i,j,k} \left(\frac{a_{ij}a_{ik}}{|A_i|^2} R(\theta_j^{(t)} + \sigma\epsilon_j^{(t)}) R(\theta_k^{(t)} + \sigma\epsilon_k^{(t)}) \cdot (\theta_j^{(t)} + \sigma\epsilon_j^{(t)} - \theta_i^{(t)}) \cdot (\theta_k^{(t)} + \sigma\epsilon_k^{(t)} - \theta_i^{(t)}) \right) \quad (9)$$

Since $R(\cdot) \leq \max R(\cdot)$, therefore:

$$\leq \frac{\max^2 R(\cdot)}{N\sigma^4} \sum_{i,j,k} \frac{a_{ij}a_{ik}}{|A_i|^2} \cdot (\theta_j^{(t)} + \sigma\epsilon_j^{(t)} - \theta_i^{(t)}) \cdot (\theta_k^{(t)} + \sigma\epsilon_k^{(t)} - \theta_i^{(t)}) \quad (10)$$

$$\leq \frac{\max^2 R(\cdot)}{N\sigma^4} \sum_{i,j,k} \frac{a_{ij}a_{ik}}{\min_l |A_l|^2} \cdot (\theta_j^{(t)} + \sigma\epsilon_j^{(t)} - \theta_i^{(t)}) \cdot (\theta_k^{(t)} + \sigma\epsilon_k^{(t)} - \theta_i^{(t)}) \quad (11)$$

By the Cauchy-Schwarz Inequality:

$$\mathbb{E}_{i \in \mathcal{A}}[(u_i^{(t)})^2] \leq \frac{\max^2 R(\cdot)}{N\sigma^4} \left(\sum_{i,j,k} \frac{(a_{ij}a_{ik})^2}{\min_l |A_l|^4} \right)^{\frac{1}{2}} \cdot \left(\sum_{i,j,k} ((\theta_j^{(t)} + \sigma\epsilon_j^{(t)} - \theta_i^{(t)}) \cdot (\theta_k^{(t)} + \sigma\epsilon_k^{(t)} - \theta_i^{(t)}))^2 \right)^{\frac{1}{2}} \quad (12)$$

Since $a_{ij} \in \{0, 1\} \forall (i, j)$, $(a_{ij}a_{ik})^2 = a_{ij}a_{ik} \forall (i, j, k)$. Additionally, we know that $a_{ij} = a_{ji}$, since A is symmetric. Therefore, $\sum_i a_{ij}a_{ik} = \sum_i a_{ji}a_{ik} = A_{jk}^2$. Using this:

$$\mathbb{E}_{i \in \mathcal{A}}[(u_i^{(t)})^2] \leq \frac{\max^2 R(\cdot)}{N\sigma^4} \cdot \left(\frac{|A|^2}{\min_l |A_l|^2} \right)^{\frac{1}{2}} \cdot \left(\sum_{i,j,k} ((\theta_j^{(t)} + \sigma\epsilon_j^{(t)} - \theta_i^{(t)}) \cdot (\theta_k^{(t)} + \sigma\epsilon_k^{(t)} - \theta_i^{(t)}))^2 \right)^{\frac{1}{2}} \quad (13)$$

Replacing $\left(\sum_{i,j,k} ((\theta_j^{(t)} + \sigma\epsilon_j^{(t)} - \theta_i^{(t)}) \cdot (\theta_k^{(t)} + \sigma\epsilon_k^{(t)} - \theta_i^{(t)}))^2 \right)^{\frac{1}{2}} = f(\Theta, \mathcal{E})$, where $\Theta = \{\theta_i^{(t)}\}_{i=1}^N$, $\mathcal{E} = \{\epsilon_i\}_{i=1}^N$ for compactness, we obtain:

$$\mathbb{E}_{i \in \mathcal{A}}[(u_i^{(t)})^2] \leq \frac{\max^2 R(\cdot)}{N\sigma^4} \cdot \left(\frac{|A|^2}{\min_l |A_l|^2} \right)^{\frac{1}{2}} \cdot f(\Theta, \mathcal{E}) \quad (14)$$

Similarly, the squared expectation of $(u_i^{(t)})$ over all agents can be given by:

$$(\mathbb{E}_{i \in \mathcal{A}}[u_i^{(t)}])^2 = \left(\frac{1}{N} \sum_{i \in \mathcal{A}} \left\{ \frac{\gamma}{N\sigma^2} \sum_{j=1}^N a_{ij} \cdot R(\theta_j^{(t)} + \sigma\epsilon_j^{(t)}) \cdot (\theta_j^{(t)} + \sigma\epsilon_j^{(t)} - \theta_i^{(t)}) \right\} \right)^2 \quad (15)$$

$$= \frac{1}{N^2\sigma^4} \left(\sum_{i \in \mathcal{A}} \left\{ \frac{1}{|A_i|} \sum_{j=1}^N a_{ij} \cdot R(\theta_j^{(t)} + \sigma\epsilon_j^{(t)}) \cdot (\theta_j^{(t)} + \sigma\epsilon_j^{(t)} - \theta_i^{(t)}) \right\} \right)^2 \quad (16)$$

$$= \frac{1}{N^2\sigma^4} \left(\sum_{i,j} \left\{ \frac{a_{ij}}{|A_i|} \cdot R(\theta_j^{(t)} + \sigma\epsilon_j^{(t)}) \cdot (\theta_j^{(t)} + \sigma\epsilon_j^{(t)} - \theta_i^{(t)}) \right\} \right)^2 \quad (17)$$

Since $R(\cdot) \geq \min R(\cdot)$, therefore:

$$\geq \frac{\min^2 R(\cdot)}{N^2 \sigma^4} \left(\sum_{i,j} \left\{ \frac{a_{ij}}{|A_i|} \cdot (\theta_j^{(t)} + \sigma \epsilon_j^{(t)} - \theta_i^{(t)}) \right\} \right)^2 \quad (18)$$

$$\geq \frac{\min^2 R(\cdot)}{N^2 \sigma^4 \max_l |A_l|^2} \left(\sum_{i,j} \left\{ a_{ij} \cdot (\theta_j^{(t)} + \sigma \epsilon_j^{(t)} - \theta_i^{(t)}) \right\} \right)^2 \quad (19)$$

Since A is symmetric, $\sum_{i,j}^{N,N} a_{ij} \cdot (\theta_j^{(t)} + \sigma \epsilon_j - \theta_i^{(t)}) = \sum_{i,j}^{N,N} a_{ij} \cdot (\theta_i^{(t)} + \sigma \epsilon_i - \theta_j^{(t)})$. Therefore:

$$= \frac{\min^2 R(\cdot)}{N^2 \sigma^4 \max_l |A_l|^2} \left(\sum_{i,j} \frac{1}{2} \left\{ a_{ij} \cdot (\theta_j^{(t)} + \sigma \epsilon_j^{(t)} - \theta_i^{(t)}) + a_{ij} \cdot (\theta_i^{(t)} + \sigma \epsilon_i^{(t)} - \theta_j^{(t)}) \right\} \right)^2 \quad (20)$$

Therefore,

$$\begin{aligned} (\mathbb{E}_{i \in \mathcal{A}} [u_i^{(t)}])^2 &= \\ &= \frac{\min^2 R(\cdot)}{N^2 \sigma^2 \max_l |A_l|^2} \left(\sum_{i,j} \frac{1}{2} \left\{ a_{ij} \cdot (\epsilon_j^{(t)} + \epsilon_i^{(t)}) \right\} \right)^2 \end{aligned} \quad (21)$$

Using the symmetry of A , we have that $\sum_{i,j}^{N,N} a_{ij} \epsilon_i = \sum_{i,j}^{N,N} a_{ij} \epsilon_j$. Therefore:

$$= \frac{\min^2 R(\cdot)}{N^2 \sigma^2 \max_l |A_l|^2} \left(\sum_{i,j} a_{ij} \cdot \epsilon_j^{(t)} \right)^2 \quad (22)$$

$$= \frac{\min^2 R(\cdot)}{N^2 \sigma^2 \max_l |A_l|^2} \left(\sum_j |A_j| \cdot \epsilon_j^{(t)} \right)^2 \quad (23)$$

$$\geq \frac{\min^2 R(\cdot) \min_l |A_l|^2}{N^2 \sigma^2 \max_l |A_l|^2} \left(\sum_{i,j} \epsilon_i^{(t)} \epsilon_j^{(t)} \right) \quad (24)$$

Combining both terms of the variance expression, and using the normalization of the iteration rewards that ensures $\min R(\cdot) = -\max R(\cdot)$, we can obtain (using $g(\mathcal{E}) = \frac{\sigma^2}{N} \left(\sum_{i,j} \epsilon_i^{(t)} \epsilon_j^{(t)} \right)$):

$$\begin{aligned} \text{Var}_{i \in \mathcal{A}} [u_i^{(t)}] &\leq \frac{\max^2 R(\cdot)}{N \sigma^4} \left\{ \left(\frac{|A^2|^{\frac{1}{2}}}{\min_l |A_l|^2} \right) \cdot f(\Theta, \mathcal{E}) \right. \\ &\quad \left. - \left(\frac{\min_l |A_l|^2}{\max_l |A_l|^2} \right) \cdot g(\mathcal{E}) \right\} \end{aligned} \quad (25)$$

□

Appendix 2 : Approximating Reachability and Homogeneity for Large Erdos-Renyi Graphs

Recall that a Erdos-Renyi graph is constructed in the following way

1. Take n nodes
2. For each pair of nodes, link them with probability p

The model is simple, and we can infer the following:

- The average degree of a node is $p(n-1)$
- The distribution of degree for the nodes is the Binomial distribution of $n-1$ events with probability p , $B(n-1, p)$.
- The (average) number of paths of length 2 from one node i to a node $j \neq i$ ($n_{ij}^{(2)}$) can be calculated this way: a path of length two between i and j involves a third node k . Since there are $n-2$ of them, the maximum number of paths between i and j is $n-2$. However, for that path to exist there has to be a link between i and k and k and j , an event with probability p^2 . Thus, the average number of paths between i and j is $p^2(n-2)$

Estimating Reachability

We can then estimate Reachability:

$$\text{Reachability} = \frac{\|A^2\|_F}{(\min_l |A_l|)^2} = \frac{\sqrt{\sum_{i,j} n_{ij}^{(2)}}}{k_{min}^2}$$

where $k_{min} = (\min_l |A_l|)$ is the minimum degree in the network. Given the above calculations we can approximate

$$\sum_{i,j} n_{ij}^{(2)} = \sum_i n_{ii}^{(2)} + \sum_{i \neq j} n_{ij}^{(2)} \approx n \times [p(n-1)] + n(n-1) \times [p^2(n-2)]$$

where the first term is the number of paths of length 2 from i to i summed over all nodes, i.e. the sum of the degrees in the network. The second term is the sum of $p^2(n-2)$ for the terms in which $i \neq j$. For large n we have that

$$\sum_{i,j} n_{ij}^{(2)} \approx p^2 n^3$$

and thus,

$$\|A^2\|_F \approx \sqrt{p^2 n^3}. \quad (26)$$

For the denominator k_{min} we could use the distribution of the minimum of the binomial distribution $B(n-1, p)$. However, since it is a complicated calculation we can approximate this way: since the binomial distribution $B(n-1, p)$ looks like a Gaussian, we can say that the minimum of the distribution is closed to the mean minus two times the standard deviation:

$$k_{min} \approx p(n-1) - 2\sqrt{p(n-1)(1-p)} \quad (27)$$

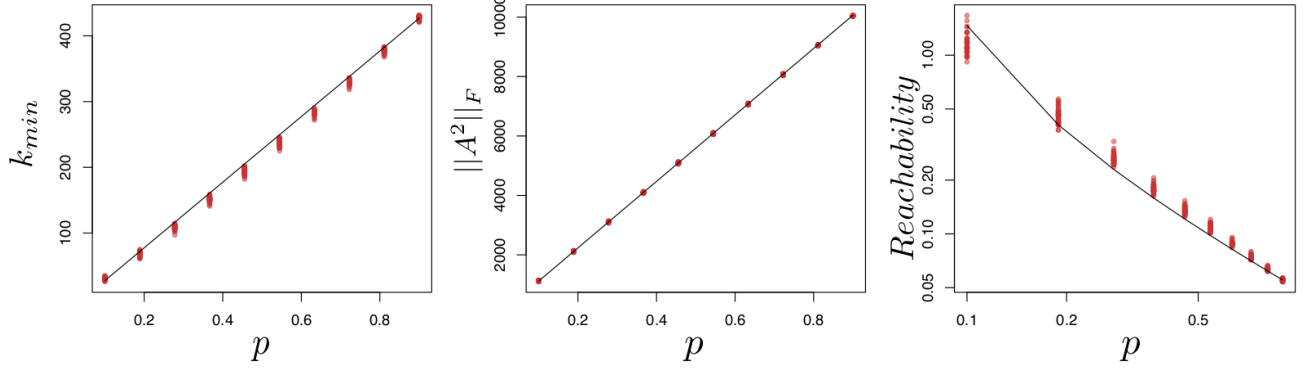


Figure 4: Comparison between the values of k_{min} , $\|A^2\|_F$, and Reachability as a function of p for different realizations of the Erdos-Renyi model (points) and their approximations given in Equations (27), (26) and (28) respectively (lines).

Once again in the case of large n we have

$$k_{min} \approx pn$$

$$Homogeneity \approx \left(\frac{p(n-1) - 2\sqrt{p(n-1)(1-p)}}{p(n-1) + 2\sqrt{p(n-1)(1-p)}} \right)^2$$

Thus

$$Reachability \approx \frac{\sqrt{p^2 n^3}}{[p(n-1) - 2\sqrt{p(n-1)(1-p)}]^2} \quad (28)$$

As we can see in the figure those approximations work very well for realizations of the Erdos-Renyi networks.

Assuming that n is large, we can approximate

$$Reachability \approx \frac{pn^{3/2}}{p^2 n^2} = \frac{1}{pn^{1/2}}$$

Thus the bound decreases with increasing n and p . Note that the density of the Erdos-Renyi graph (the number of links over the number of possible links) is p . And thus for a fixed n more sparse networks $p \simeq 0$ have larger Reachability than more connected networks $p \simeq 1$.

Estimating Homogeneity

The Homogeneity is defined as

$$Homogeneity = \left(\frac{k_{min}}{k_{max}} \right)^2$$

As before we can approximate

$$k_{max} \approx p(n-1) + 2\sqrt{p(n-1)(1-p)}$$

And thus

For large p we can approximate it to be

$$Homogeneity \approx 1 - 8 \frac{\sqrt{1-p}}{\sqrt{np}} \quad (29)$$

which shows that for $p \simeq 1$ we have that Homogeneity grows as a function of p . Thus for fixed number of nodes n , increasing p we get larger values of the Homogeneity. See figure 2

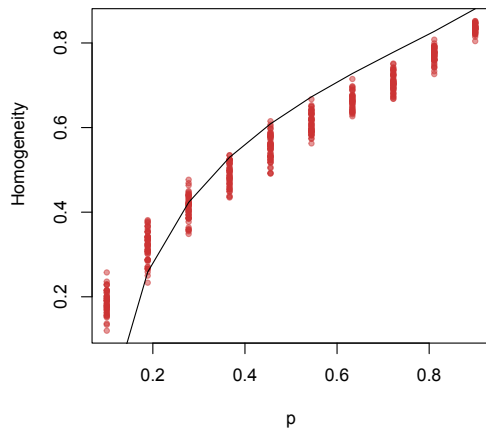


Figure 5: Comparison for the Homogeneity in the Erdos-Renyi case for different values of p and $n = 500$. Points correspond to the real data, while the lines are the approximations given by Equation (29).