

Asymptotic Finite Sample Information Losses in Neural Classifiers

Brandon Foggo, *Student Member, IEEE*, Nanpeng Yu, *Senior Member, IEEE*, Jie Shi, *Student Member, IEEE*, and Yuanqi Gao, *Student Member, IEEE*,

Abstract—This paper considers the subject of information losses arising from finite datasets used in the training of neural classifiers. It proves a relationship between such losses and the product of the expected total variation of the estimated neural model with the information about the feature space contained in the hidden representation of that model. It then shows that this total variation drops extremely quickly with sample size. It ultimately obtains bounds on information losses that are less sensitive to input compression and much tighter than existing bounds. This brings about a tighter relevance of information theory to the training of neural networks, so a review of techniques for information estimation and control is provided. The paper then explains some potential uses of these bounds in the field of active learning, and then uses them to explain some recent experimental findings of information compression in neural networks which cannot be explained by previous work. It then uses the bounds to justify an information regularization term in the training of neural networks for low entropy feature space problems. Finally, the paper shows that, not only are these bounds much tighter than existing ones, but that these bounds correspond with experiments as well.

I. INTRODUCTION

An estimator can only be as good as the information it has about the variable its estimating. But it can only retain as much information as it has seen from the samples training it. Thus full information of a random variable cannot be transferred to an estimator by finite samples - some information is lost. This paper attempts to estimate such losses for neural network classifiers.

Estimates of these losses do exist, but, like many learning theories, they overestimate the problem. This can lead to misinterpretations of data, and to the development of algorithms guided by a shaky hand. Such algorithms would be expected to lead to significant improvements according to theory, but end up lackluster in practice.

In this paper, we aim to derive bounds which are much tighter than the existing ones. This will lead to a better understanding of the information relationships found in neural networks, and to a better understanding of neural networks in general. This better understanding will allow guided development of algorithms which are theoretically sound.

The rest of this paper is organized as follows. Section II introduces some notation that will be used throughout the paper. Section III provides relevant background to the theoretical framework of this paper. Section IV derives the novel theoretical framework provided by this paper. Section VI goes over several applications of this theory, and section VII provides experimental evidence that the bounds derived in this paper are tight.

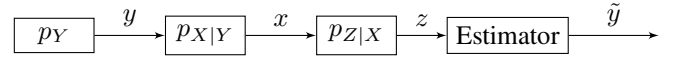


Fig. 1: The classification model.

II. NOTATION

Capital letters denote random variables. Lower case letters describe instances of the corresponding random variable. We will denote \mathcal{D} as the set of features in which we have (labeled or unlabeled) data. Let \mathcal{D}^l denote the set of labeled pairs $\{(X_i, Y_i)\}_{i=1}^m$ where m is the number of training data points.

Figure 1 depicts the classification model used in this paper. A class variable y generates a feature vector x according to a fixed (unknown) distribution $\mathbb{P}_{X|Y}$. This feature vector is then fed through a learned distribution $\mathbb{P}_{Z|X}$, which acts as a lossy compressor of x . z is then used to form an estimator of y , denoted \tilde{y} . We will drop the subscripts on probability distributions when the context is clear. The calligraphic symbols \mathcal{X} and \mathcal{Y} refer to the set of values that X and Y can take on. We assume that \mathcal{X} is a Polish space such as \mathbb{R}^d and that \mathcal{Y} is a finite set with the discrete topology.

This model has three variables of interest, X, Y and Z which satisfy the Markov chain $Y - X - Z$. We denote the true model as $\mathbb{P}_{XYZ} = \mathbb{P}_X \mathbb{P}_{Z|X} \mathbb{P}_{Y|X}$ and consider the case of estimating the conditional probability distribution $\mathbb{P}_{Y|X}$. We denote this estimate as $\hat{\mathbb{P}}_{Y|X}$ and denote the estimated *full* model as $\hat{\mathbb{P}}_{XYZ} = \mathbb{P}_X \mathbb{P}_{Z|X} \hat{\mathbb{P}}_{Y|X}$. We will use the hat notation for all information theoretic quantities referring to the estimated model. For example:

$$\hat{I}(X; Y) := \mathbb{E}_{\hat{\mathbb{P}}_{XY}} \left[\log \frac{d\hat{\mathbb{P}}_{XY}}{d(\mathbb{P}_X \otimes \hat{\mathbb{P}}_Y)} \right]$$

Finally, we assume that all distributions can be written as density functions such as $p_{XY}(x, y)$. We will occasionally drop the variable-specifying subscript when the context is clear.

III. BACKGROUND

A. The Information Bottleneck Principle

The use of the compressor $p_{Z|X}$ comes from the *Information Bottleneck Method* [1] which attempts to find a variable Z that is **minimally sufficient** for the input pair of variables (X, Y) . The minimal sufficiency of Z refers to the following

two properties. First, X and Y must be conditionally independent given Z . Second, for any other sufficient statistic T , $I(X; T) \geq I(X; Z)$.

The Information Bottleneck Problem can be solved approximately by minimizing the following Lagrangian:

$$\mathcal{L}(p(z|x)) = I(X; Z) - \beta I(Y; Z) \quad (1)$$

B. Information as Generalization

The Information Bottleneck method uses the idea that $I(Y; Z)$ is a good measure for generalization. This is backed somewhat by information theory. First, if $I(Y; Z) = H(Y)$, then having an instance z would completely determine the corresponding instance y . This notion can be expanded to $I(Y; Z) < H(Y)$ by Fano's inequality and its generalizations [2] [3]. Fano's inequality provides the following bound on estimation error for any estimator of Y defined as a function of Z :

$$h_2(P_e) + P_e \log_2(|\mathcal{Y}| - 1) \geq H(Y|Z) \quad (2)$$

where P_e is the error rate of the estimator. This inequality has a left hand side that is strictly increasing in P_e for $P_e \leq \frac{1}{2}$. Thus the restriction of the LHS to $[0, \frac{1}{2}]$ is invertible. Call this inverse f . Then f is also increasing, is equal to zero only at zero, and $P_e \geq f(H(Y|Z))$

C. Information Curves and Finite Data Estimates

Minimizing (1) over a range of β yields an *information curve*. This is a plot of $I(Y; Z)$ against $I(X; Z)$ for the resulting constructed variable Z over the given range of β . Such curves illustrates the power of the information bottleneck method. When the curve is plotted for an optimal Z found from true joint distribution $p_{XY}(x, y)$, we obtain an upper bounding curve. The curve is monotonic in $I(X; Z)$. Thus, if one has the true joint distribution, then minimizing $I(X; Z)$ can only hurt our estimator. But if we only have an estimate of the distribution, a different phenomena occurs. This scenario will result in a lower curve with a distinct peak. A lower bound on such curves can be derived from [4]:

$$|I(Y; Z) - \hat{I}(Y; Z)| \leq \mathcal{O}\left(\sqrt{\frac{|\mathcal{Y}|}{2m}} 2^{I(X; Z)}\right) \quad (3)$$

Thus when we only have access to an estimate of $p(x, y)$, we can reduce the risk of error by limiting $I(X; Z)$.

D. Automatic Implementation via Neural Networks

There is evidence [5] [6] that neural networks automatically solve the information bottleneck problem. The first set of evidence is experimental. Authors of [5] found that a wide range of neural networks undergo training in two phases. In the first phase, the neural networks memorized the inputs. This corresponded to an increase of $I(X; Z)$ and $I(Y; Z)$ simultaneously. During this phase, the average magnitude of back-propagated gradients surpassed the variance. In the second phase, this dynamic swapped and the variance surpassed the average. During this phase, $I(Y; Z)$ increased, but $I(X; Z)$

dropped - the neural networks were compressing the input to learn more about Y .

The second set of evidence is theoretical. The authors of [6] show that $I(X; Z)$ is tightly related to the information between the weights and the data $I(W; \mathcal{D}^l)$. This relationship holds with only a few assumptions on the corresponding neural network. They then shown that $I(W; \mathcal{D}^l)$ is small when the network converges to a *wide* local minimum of the cross entropy loss function. Finally, they argue that stochastic gradient descent tends to converge to such minima.

Some more recent experimental evidence [7] counters these two arguments. This new evidence shows that some networks can achieve high $I(Y; Z)$ without compression. Thus some networks can significantly outperform the lower bound of inequality (3). This paper presents new lower bounds which are much tighter and less sensitive to $I(X; Z)$ than (3). These bounds - while useful on their own right- helps to explain this counter evidence.

IV. NEW BOUNDS ON INFORMATION LOSSES

We derive bounds on the sub-optimality of estimated information bottleneck problems. The first theorem relies heavily on the concept of a probabilistic coupling [8]. Thus we will first review this concept and apply it to the classification model.

Definition 1 (Coupling). *Given two probability models $\mathbb{P}_{\tilde{S}}$ and \mathbb{Q}_S on a list of variables S , a **coupling** of these models is a pair of random variables (\tilde{S}, \hat{S}) with joint distribution $\gamma_{\tilde{S}, \hat{S}}$ such that the marginal distributions satisfy $\gamma_{\tilde{S}} = \mathbb{P}_{\tilde{S}}$ and $\gamma_{\hat{S}} = \mathbb{Q}_S$.*

Couplings, as used in this paper, are convenient because they allow us to manipulate integral quantities relating the true and estimated models. For example,

$$\int f(p(s)) d\mathbb{P}_S - \int f(q(s)) d\mathbb{Q}_S = \int (f(p(\tilde{s})) - f(q(\hat{s}))) d\gamma \quad (4)$$

We will be dealing with a specific coupling which is derivative of the well studied maximal coupling [9]. The emphasis is that, in translating from \mathbb{P}_{XYZ} to $\hat{\mathbb{P}}_{XYZ}$, only $\mathbb{P}_{Y|X}$ changes. Thus we focus on coupling $\mathbb{P}_{Y|X}$ to $\hat{\mathbb{P}}_{Y|X}$ while leaving the rest of the model unchanged.

Construction 1 (Conditional Maximal Coupling). *We set our coupling $((\tilde{X}, \tilde{Y}, \tilde{Z}), (\hat{X}, \hat{Y}, \hat{Z}))$ as follows. First, define the function $m_l : \mathcal{X} \times \mathcal{Y} \rightarrow [0, 1]$ through*

$$m_l(a, b) := \min\{p_{Y|X}(b|a), \hat{p}_{Y|X}(b|a)\} \quad (5)$$

Next, define a real number ρ as

$$\rho := \int \left(\sum_y m_l(x, y) \right) d\mathbb{P}_X \quad (6)$$

and define J as a Bernoulli random variable with success probability ρ . Then define variables $U = (U_1, U_2), V = (V_1, V_2)$ and $W = (W_1, W_2)$ through

$$p_{U_1, U_2}(u_1, u_2) := \frac{p_X(u_1)m_l(u_1, u_2)}{\rho} \quad (7)$$

$$p_{V_1, V_2}(v_1, v_2) := \frac{p_X(v_1)p_{Y|X}(v_2|v_1) - p_X(v_1)m_l(v_1, v_2)}{1 - \rho} \quad (8)$$

$$p_{W_1, W_2}(w_1, w_2) := \frac{p_X(w_1)\hat{p}_{Y|X}(w_2|w_1) - p_X(w_1)m_l(w_1, w_2)}{1 - \rho} \quad (9)$$

Next define $(\tilde{X}, \tilde{Y}, \hat{X}, \hat{Y})$ as functions of the above random variables as follows:

$$\begin{cases} (\tilde{X}, \tilde{Y}) = (\hat{X}, \hat{Y}) = (U_1, U_2) & \text{if } J = 1 \\ (\tilde{X}, \tilde{Y}) = (V_1, V_2), (\hat{X}, \hat{Y}) = (W_1, W_2), & \text{if } J = 0 \end{cases} \quad (10)$$

Finally, we define \tilde{Z} and \hat{Z} through

$$\gamma_{\tilde{Z}|\hat{X}} = \gamma_{\tilde{Z}|\tilde{X}} = p_{Z|X} \quad (11)$$

With the coupling defined, we begin with two lemmas.

Lemma 1. *Construction 1 yields a valid coupling.*

Proof. We first check that the defined variables J, U, V and W have valid distributions. For J to be valid, we need only check that $\rho < 1$. Indeed by replacing the min operation in $m_l(x, y)$ with $p_{Y|X}(y|x)$, we have

$$\rho = \int \left(\sum_y m_l(x, y) \right) d\mathbb{P}_X \leq \int d\mathbb{P}_{XY} = 1 \quad (12)$$

The variable U is similarly valid as can be seen as follows:

$$\int d\mathbb{P}_U = \frac{1}{\rho} \int \left(\sum_y m_l(u_1, u_2) \right) d\mathbb{P}_X = \frac{\rho}{\rho} = 1 \quad (13)$$

And the variables V and W follow similarly:

$$\int d\mathbb{P}_V = \frac{1}{1 - \rho} \left(\int d\mathbb{P}_{XY} - \rho \right) = 1 \quad (14)$$

$$\int d\mathbb{P}_W = \frac{1}{1 - \rho} \left(\int d\hat{\mathbb{P}}_{XY} - \rho \right) = 1 \quad (15)$$

We then need to show that the marginals of the coupling satisfy $\gamma_{\tilde{X}, \tilde{Y}, \tilde{Z}} = \mathbb{P}_{XYZ}$ and $\gamma_{\hat{X}, \hat{Y}, \hat{Z}} = \hat{\mathbb{P}}_{XYZ}$. To begin, we first show that $\gamma_{\tilde{X}, \tilde{Y}}(x, y) = p_{X,Y}(x, y)$ and that $\gamma_{\hat{X}, \hat{Y}}(x, y) = \hat{p}_{X,Y}(x, y)$ as follows:

$$\begin{aligned} \gamma_{\tilde{X}, \tilde{Y}}(x, y) &= \rho \frac{p(x)m_l(x, y)}{\rho} \\ &\quad + (1 - \rho) \frac{p(x)p(y|x) - p(x)m_l(x, y)}{1 - \rho} \\ &= p(x, y) \end{aligned} \quad (16)$$

$$\begin{aligned} \gamma_{\hat{X}, \hat{Y}}(x, y) &= \rho \frac{p(x)m_l(x, y)}{\rho} \\ &\quad + (1 - \rho) \frac{p(x)\hat{p}(y|x) - p(x)m_l(x, y)}{1 - \rho} \\ &= \hat{p}(x, y). \end{aligned} \quad (17)$$

Finally, since we defined \tilde{Z} and \hat{Z} through the distributions $\gamma_{\tilde{Z}|\tilde{X}}(z|x) = \gamma_{\hat{Z}|\hat{X}}(z|x) = p(z|x)$, we have

$$\begin{aligned} \gamma_{\tilde{X}, \tilde{Y}, \tilde{Z}}(x, y, z) &= \gamma_{\tilde{X}, \tilde{Y}}(x, y) \gamma_{\tilde{Z}|\tilde{X}}(z|x) = p(x, y)p(z|x) \\ &= p(x, y, z) \end{aligned} \quad (18)$$

$$\begin{aligned} \gamma_{\hat{X}, \hat{Y}, \hat{Z}}(x, y, z) &= \gamma_{\hat{X}, \hat{Y}}(x, y) \gamma_{\hat{Z}|\hat{X}}(z|x) = \hat{p}(x, y)\hat{p}(z|x) \\ &= \hat{p}(x, y, z) \end{aligned} \quad (19)$$

□

Lemma 2 (Coupling-Total Variation). *The definitions of Construction 1 satisfy the following relationship:*

$$1 - \rho = \gamma(\tilde{Y} \neq \hat{Y}) = \mathbb{E}_{\mathbb{P}_X} \left[\frac{1}{2} \sum_y |p(y|x) - \hat{p}(y|x)| \right] \quad (20)$$

Proof. To prove the first equality, define the following subsets of \mathcal{Y} .

$$A(x) := \{y : p(y|x) \leq \hat{p}(y|x)\} \quad (21)$$

Then For any coupling of these two models,

$$\begin{aligned} \mathbb{P}(\tilde{Y} = \hat{Y} | X = x) &= \mathbb{P}(\tilde{Y} = \hat{Y}, \tilde{Y} \in A(x) | X = x) \\ &\quad + \mathbb{P}(\tilde{Y} = \hat{Y}, \tilde{Y} \in A^c(x) | X = x) \\ &\leq \mathbb{P}(\tilde{Y} \in A(x) | X = x) \\ &\quad + \mathbb{P}(\hat{Y} \in A^c(x) | X = x) \\ &= \sum_{y \in A(x)} p(y|x) + \sum_{y \in A^c(x)} \hat{p}(y|x) \\ &= \sum_y \min\{p(y|x), \hat{p}(y|x)\} = \sum_y m_l(x, y) \end{aligned} \quad (22)$$

It follows that:

$$\mathbb{P}(\tilde{Y} = \hat{Y}) = \int_X \mathbb{P}(\tilde{Y} = \hat{Y} | X = x) d\mathbb{P}_X \leq \rho \quad (23)$$

But we also have for this particular coupling:

$$\mathbb{P}(\tilde{Y} = \hat{Y}) \geq P_J(1) = \rho \quad (24)$$

Thus we must have equality: $\mathbb{P}(\tilde{Y} = \hat{Y}) = \rho$.

To prove the second equality, we will use the fact that $\min\{a, b\} = \frac{a+b-|a-b|}{2}$. Then

$$\begin{aligned} \sum_y m(x, y) &= \frac{1}{2} \sum_y (p(y|x) + \hat{p}(y|x) - |p(y|x) - \hat{p}(y|x)|) \\ &= 1 - \frac{1}{2} \sum_y |p(y|x) - \hat{p}(y|x)| \end{aligned} \quad (25)$$

Thus

$$\rho = 1 - \mathbb{E}_{\mathbb{P}_X} \left[\frac{1}{2} \sum_y |p(y|x) - \hat{p}(y|x)| \right] \quad (26)$$

□

Motivated by Lemma 2, we will denote $1 - \rho$ as $\bar{\delta}_{TV}(\mathbb{P}, \hat{\mathbb{P}})$. This notation emphasizes its role as an average total variation distance.

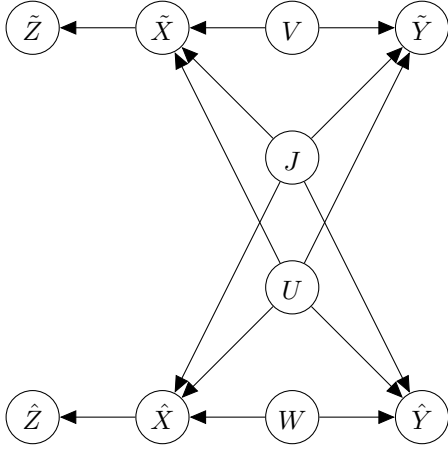


Fig. 2: Bayesian Network describing the relationships between random variables in the proof of Theorem 1.

With these lemmas at hand, we can describe the main results of this paper. We begin with a bound on the estimated information for any random variable Z defined as a stochastic function of X .

Theorem 1 (Estimated Information Bound).

$$\left| I(Y; Z) - \hat{I}(Y; Z) \right| \leq \bar{\delta}_{TV}(\mathbb{P}, \hat{\mathbb{P}}) I(X; Z) + h_2 \left(\bar{\delta}_{TV}(\mathbb{P}, \hat{\mathbb{P}}) \right) \quad (27)$$

Proof. We will use several Markov chains in this proof. All of them follow from the following Bayesian network describing the generative process of all relevant random variables which is shown in figure 2. Each Markov chain that we use comes from the fact that the X variables d-separate the Z variables from the rest of the network.

First, via coupling, we have

$$\left| I(Y; Z) - \hat{I}(Y; Z) \right| = \left| I(\tilde{Y}; \tilde{Z}) - I(\hat{Y}; \hat{Z}) \right| \quad (28)$$

We decompose the above terms as follows:

$$I(\tilde{Y}; \tilde{Z}) = I(\tilde{Y}; \tilde{Z}|\tilde{X}) + I(\tilde{X}; \tilde{Z}) - I(\tilde{X}; \tilde{Z}|\tilde{Y}) \quad (29)$$

$$I(\hat{Y}; \hat{Z}) = I(\hat{Y}; \hat{Z}|\hat{X}) + I(\hat{X}; \hat{Z}) - I(\hat{X}; \hat{Z}|\hat{Y}) \quad (30)$$

But, due to the Markov chains $\tilde{Z} - \tilde{X} - \tilde{Y}$ and $\hat{Z} - \hat{X} - \hat{Y}$, we have $I(\tilde{Y}; \tilde{Z}|\tilde{X}) = I(\hat{Y}; \hat{Z}|\hat{X}) = 0$. Furthermore, $I(\tilde{X}; \tilde{Z}) = I(\hat{X}; \hat{Z}) = I(X; Z)$, so:

$$\left| I(\tilde{Y}; \tilde{Z}) - I(\hat{Y}; \hat{Z}) \right| = \left| I(\hat{X}; \hat{Z}|\hat{Y}) - I(\tilde{X}; \tilde{Z}|\tilde{Y}) \right| \quad (31)$$

We can further decompose each of these terms as:

$$\begin{aligned} I(\hat{X}; \hat{Z}|\hat{Y}) &= I(\hat{Z}; \hat{X}|J, \hat{Y}) + I(\hat{Z}; J|\hat{Y}) - I(\hat{Z}; J|\hat{X}, \hat{Y}) \\ I(\tilde{X}; \tilde{Z}|\tilde{Y}) &= I(\tilde{Z}; \tilde{X}|J, \tilde{Y}) + I(\tilde{Z}; J|\tilde{Y}) - I(\tilde{Z}; J|\tilde{X}, \tilde{Y}) \end{aligned} \quad (32)$$

But we have from the Markov chains $\hat{Z} - \hat{X} - J$ and $\tilde{Z} - \tilde{X} - J$ that $I(\hat{Z}; J|\hat{X}, \hat{Y}) = I(\tilde{Z}; J|\tilde{X}, \tilde{Y}) = 0$. Next, we break down $I(\hat{Z}; \hat{X}|J, \hat{Y})$ and $I(\tilde{Z}; \tilde{X}|J, \tilde{Y})$:

$$\begin{aligned} I(\hat{Z}; \hat{X}|J, \hat{Y}) &= \rho I(\hat{Z}; \hat{X}|J = 1, \hat{Y}) \\ &\quad + (1 - \rho) I(\hat{Z}; \hat{X}|J = 0, \hat{Y}) \\ &= \rho I(\hat{Z}; U_1|U_2) + \bar{\delta}_{TV}(\mathbb{P}, \hat{\mathbb{P}}) I(\hat{Z}; W_1|W_2) \end{aligned} \quad (33)$$

and similarly,

$$I(\tilde{Z}; \tilde{X}|J, \tilde{Y}) = \rho I(\tilde{Z}; U_1|U_2) + \bar{\delta}_{TV}(\mathbb{P}, \hat{\mathbb{P}}) I(\tilde{Z}; V_1|V_2) \quad (34)$$

But when $\tilde{X} = \hat{X} = U_1$, $I(\hat{Z}; U_1|U_2) = I(\tilde{Z}; U_1|U_2)$. Thus we have

$$\begin{aligned} \left| I(Y; Z) - \hat{I}(Y; Z) \right| &= \left| \bar{\delta}_{TV}(\mathbb{P}, \hat{\mathbb{P}}) \left(I(\hat{Z}; W_1|W_2) - I(\tilde{Z}; V_1|V_2) \right) \right. \\ &\quad \left. + I(\hat{Z}; J|\hat{Y}) - I(\tilde{Z}; J|\tilde{Y}) \right| \\ &\leq \bar{\delta}_{TV}(\mathbb{P}, \hat{\mathbb{P}}) \left| I(\hat{Z}; W_1|W_2) - I(\tilde{Z}; V_1|V_2) \right| \\ &\quad + \left| I(\hat{Z}; J|\hat{Y}) - I(\tilde{Z}; J|\tilde{Y}) \right| \end{aligned} \quad (35)$$

Now, from the Markov chains $\hat{Z} - \hat{X} - W_1$, $\hat{Z} - \hat{X} - W_2$, $\tilde{Z} - \tilde{X} - V_1$, and $\tilde{Z} - \tilde{X} - V_2$, we have (via applications of the data processing inequality and its corollaries [2]):

$$I(\hat{Z}; W_1|W_2) \leq I(\hat{Z}; \hat{X}|W_2) \leq I(\hat{Z}; \hat{X}) = I(X; Z) \quad (36)$$

$$I(\tilde{Z}; V_1|V_2) \leq I(\tilde{Z}; \tilde{X}|V_2) \leq I(\tilde{Z}; \tilde{X}) = I(X; Z) \quad (37)$$

Further, $I(\hat{Z}; J|\hat{Y}) \leq H(J)$ and $I(\tilde{Z}; J|\tilde{Y}) \leq H(J)$. Then as $0 \leq a \leq c \wedge 0 \leq b \leq c \implies |a - b| \leq c$, we have

$$\left| I(\hat{Z}; W_1|W_2) - I(\tilde{Z}; V_1|V_2) \right| \leq I(X; Z) \quad (38)$$

$$\left| I(\hat{Z}; J|\hat{Y}) - I(\tilde{Z}; J|\tilde{Y}) \right| \leq H(J) = h_2 \left(\bar{\delta}_{TV}(\mathbb{P}, \hat{\mathbb{P}}) \right) \quad (39)$$

And so, in total, we have

$$\left| I(Y; Z) - \hat{I}(Y; Z) \right| \leq \bar{\delta}_{TV}(\mathbb{P}, \hat{\mathbb{P}}) I(X; Z) + h_2 \left(\bar{\delta}_{TV}(\mathbb{P}, \hat{\mathbb{P}}) \right) \quad (40)$$

□

The expected total variation term can be related directly to the usual cross entropy loss term by an application of Pinsker's inequality [10].

Lemma 3. Suppose that there is no label confusion in the problem, i.e. $H(Y|X) = 0$. Then

$$\bar{\delta}_{TV}(\mathbb{P}, \hat{\mathbb{P}}) \leq \sqrt{\frac{1}{2} H_{\mathbb{P}, \hat{\mathbb{P}}}(Y|X)} \quad (41)$$

where $H_{\mathbb{P}, \hat{\mathbb{P}}}(Y|X)$ is the conditional cross entropy between \mathbb{P} and $\hat{\mathbb{P}}$, i.e. the usual cross entropy loss function.

Proof.

$$\begin{aligned}
\bar{\delta}_{TV}(\mathbb{P}, \hat{\mathbb{P}}) &= \int \delta_{TV}(\mathbb{P}_{Y|X}, \hat{\mathbb{P}}_{Y|X}) d\mathbb{P}_X \\
&\leq \int \sqrt{\frac{1}{2} \mathcal{D}_{KL}[\mathbb{P}_{Y|X} \parallel \hat{\mathbb{P}}_{Y|X}]} d\mathbb{P}_X \\
&\leq \sqrt{\int \frac{1}{2} \mathcal{D}_{KL}[\mathbb{P}_{Y|X} \parallel \hat{\mathbb{P}}_{Y|X}] d\mathbb{P}_X} \\
&= \sqrt{\frac{1}{2} (H_{\mathbb{P}, \hat{\mathbb{P}}}(Y|X) - H(Y|X))} \\
&= \sqrt{\frac{1}{2} H_{\mathbb{P}, \hat{\mathbb{P}}}(Y|X)} \quad (42)
\end{aligned}$$

□

Thus minimizing the standard cross entropy loss in a model also bounds the expected total variation in that model, and therefore reduces information losses by Theorem 1.

Theorem 1 provides a new view of information losses in general - showing an explicit relationship between the loss, the representation, and the expected total variation in of our estimated model. There is no reason apriori to believe that this bound is small, since $\bar{\delta}_{TV}(\mathbb{P}, \hat{\mathbb{P}})$ is model dependent and may itself depend on $\hat{I}(X; Y)$. We will spend the later half of this section showing that, for neural networks in particular, $\bar{\delta}_{TV}(\mathbb{P}, \hat{\mathbb{P}})$ decreases very quickly with sample size.

A useful special case of this bound occurs when we set $Z = X$.

Corollary 1. *If X is discrete,*

$$|I(X; Y) - \hat{I}(X; Y)| \leq \bar{\delta}_{TV}(\mathbb{P}, \hat{\mathbb{P}}) H(X) + h_2(\bar{\delta}_{TV}(\mathbb{P}, \hat{\mathbb{P}})) \quad (43)$$

which can be viewed as a bound on the amount of information lost in a training dataset.

Theorem 1 works for all random functions of X . We can obtain another useful bound if we consider specifically random variables which perform well on information bottleneck problems. That is, random variables that are explicitly found to maximize their mutual information with the class variable. With this in mind, we define random variables Z^* and \hat{Z} as follows.

Definition 2 (Information Bottleneck Solutions). *Let $\epsilon > 0$. We denote as Z_ϵ^* and \hat{Z}_ϵ any random variables that are at most ϵ -suboptimal for the following information bottleneck problems respectively:*

$$\begin{aligned}
&\sup_{p(z|x)} I(Y; Z) \\
&\text{subject to } I(X; Z) = I \\
&\sup_{p(z|x)} \hat{I}(Y; Z) \\
&\text{subject to } I(X; Z) = I
\end{aligned}$$

With these random variables defined, we can bound the suboptimality of Information Bottleneck solving random variables learned from estimated distributions.

Corollary 2 (Optimal Estimated Information Bound).

$$I(Y; Z_\epsilon^*) - I(Y; \hat{Z}_\epsilon) \leq 2 \left(\bar{\delta}_{TV}(\mathbb{P}, \hat{\mathbb{P}}) I + h_2 \left(\bar{\delta}_{TV}(\mathbb{P}, \hat{\mathbb{P}}) \right) \right) + \epsilon \quad (44)$$

Proof. Let $h = \bar{\delta}_{TV}(\mathbb{P}, \hat{\mathbb{P}}) I + h_2 \left(\bar{\delta}_{TV}(\mathbb{P}, \hat{\mathbb{P}}) \right)$. Then from Theorem 1, we have:

$$\begin{aligned}
I(Y; Z_\epsilon^*) - I(Y; \hat{Z}_\epsilon) &= \\
&I(Y; Z_\epsilon^*) - \hat{I}(Y; Z_\epsilon^*) \\
&+ \hat{I}(Y; Z_\epsilon^*) - I(Y; \hat{Z}_\epsilon) \\
&\leq h + \hat{I}(Y; Z_\epsilon^*) - I(Y; \hat{Z}_\epsilon) \\
&\leq h + \hat{I}(Y; \hat{Z}_\epsilon) + \epsilon - I(Y; \hat{Z}_\epsilon) \\
&\leq 2h + \epsilon \quad (45)
\end{aligned}$$

□

The above relationships depend linearly on the quality of the estimate and linearly on $I(X; Z)$. However, $\hat{p}(y|x)$ is typically learned jointly with Z and therefore $\bar{\delta}_{TV}(\mathbb{P}, \hat{\mathbb{P}})$ may itself depend on $I(X; Z)$. If this is the case, the relationship between the sub-optimality and $I(X; Z)$ may be more complicated. Yet we can explore these bounds more thoroughly in the discrete case due to the following theorem.

Theorem 2 (average total variation bound for discrete X). *Let $0 < \nu < 1$. Let X be discrete. Suppose further that we can choose which data points to label. If we then choose to label $m(x_i) = \lceil mp(x) \rceil$ points for each x , then with probability at least $1 - \nu$:*

$$\bar{\delta}_{TV}(\mathbb{P}, \hat{\mathbb{P}}) \leq \sqrt{\frac{|\mathcal{Y}| |\mathcal{X}| \log \left(\frac{m}{|\mathcal{X}|} + 2 \right) + \log \left(\frac{1}{\nu} \right)}{2m}} \quad (46)$$

Proof. Let

$$\begin{aligned}
\mathcal{P} &= \left\{ \begin{bmatrix} \frac{k_1^1}{m(x_1)} & \frac{k_2^1}{m(x_1)} & \dots & \frac{k_{|\mathcal{Y}|}^1}{m(x_1)} \\ \frac{k_1^2}{m(x_2)} & \frac{k_2^2}{m(x_2)} & \dots & \frac{k_{|\mathcal{Y}|}^2}{m(x_2)} \\ \dots & \dots & \dots & \dots \\ \frac{k_1^{|\mathcal{X}|}}{m(x_{|\mathcal{X}|})} & \frac{k_2^{|\mathcal{X}|}}{m(x_{|\mathcal{X}|})} & \dots & \frac{k_{|\mathcal{Y}|}^{|\mathcal{X}|}}{m(x_{|\mathcal{X}|})} \end{bmatrix} \right. \\
&\quad \left. : k_j^i \in \{0\} \cup \mathbb{Z}^+, \sum_{j=1}^{|\mathcal{Y}|} k_j^i = m(x_i) \forall i = 1, 2, \dots, |\mathcal{X}| \right\} \quad (47)
\end{aligned}$$

That is, if $Q \in \mathcal{P}$, then the i^{th} row of Q is an estimated conditional probability distribution that is obtainable by the sampling procedure defined in the statement of the theorem. Here k_j^i is to be interpreted as the number of occurrences of class j when sampling from $p(\cdot|i)$. We call an element of \mathcal{P} a multi-type. Multi types are slightly different from the well known conditional types. To each multi-type Q , there is an associated distribution $q(y|x)$ given by $q(y = j|x = i) = Q_{ij}$. We will abuse notation by using these somewhat interchangeably when the corresponding multi-type is clear. We will further often write terms like $p(j|i)$ as a stand in for $p(y = j|x = i)$.

The next few steps develop a Large Deviations inequality for the multi-type object. It follows closely to the standard development of Large Deviations theory for discrete random variables [11] (Chapter 2).

First, we wish to find the probability that our sampling procedure will yield the multi-type Q . To this end, let

$$T(Q) = \left\{ (y_1^1, y_2^1, \dots, y_{m(x_1)}^1), \dots, (y_1^{|\mathcal{X}|}, y_2^{|\mathcal{X}|}, \dots, y_{m(x_{|\mathcal{X}|})}^{|\mathcal{X}|}) : \frac{1}{m(x_i)} \sum_{l=1}^{m(x_i)} \delta(y_l^i = j) = Q_{ij} \right\} \quad (48)$$

That is, $T(Q)$ is the set of sequences which yield the multi-type Q . Let s be a random sequence of samples from the true distribution $p(y|x)$. Let \hat{p} be the corresponding multi-type from s . Then:

$$\begin{aligned} \mathbb{P}(\hat{p} = Q) &= \mathbb{P}(s \in T(Q)) \\ &= \sum_{s \in T(Q)} \prod_{i=1}^{|\mathcal{X}|} \prod_{j=1}^{|\mathcal{Y}|} p(j|i)^{m(x_i)Q_{ij}} \\ &= |T(Q)| e^{\sum_i \sum_j m(x_i)Q_{ij} \log p(j|i)} \\ &= |T(Q)| e^{\sum_i \lceil mp(x_i) \rceil \sum_j q(j|i) \log p(j|i)} \\ &= |T(Q)| e^{-\sum_i \lceil mp(x_i) \rceil [\mathcal{D}_{KL}(q(\cdot|i) \parallel p(\cdot|i)) + H(q(\cdot|i))]} \end{aligned} \quad (49)$$

We next wish to bound $|T(Q)|$. To do so, let s_q be a random sequence of samples from the distribution $q(y|x)$. Let \hat{q} be the multi-type obtained from s_q . By then applying Equation (49) to \hat{q} , we have:

$$1 \geq \mathbb{P}(\hat{q} = Q) = |T(Q)| e^{-\sum_i \lceil mp(x_i) \rceil H(q(\cdot|i))} \quad (50)$$

so $|T(Q)| \leq e^{\sum_i \lceil mp(x_i) \rceil H(q(\cdot|i))}$. Thus, in total, we have:

$$\begin{aligned} \mathbb{P}(\hat{p} = Q) &\leq e^{-\sum_i \lceil mp(x_i) \rceil [\mathcal{D}_{KL}(q(\cdot|i) \parallel p(\cdot|i))]} \\ &\leq e^{-m \sum_i p(x_i) [\mathcal{D}_{KL}(q(\cdot|i) \parallel p(\cdot|i))]} \\ &= e^{-m \mathbb{E}_{p(x)} [\mathcal{D}_{KL}(q(\cdot|x) \parallel p(\cdot|x))]} \end{aligned} \quad (51)$$

Now, let $\epsilon > 0$ and let $\Gamma = \left\{ Q \in \mathcal{P} : \mathbb{E}_{p(x)} \left[\frac{1}{2} \sum_{j=1}^{|\mathcal{Y}|} |p(j|x) - q(j|x)| \right] \geq \epsilon \right\}$. Then:

$$\begin{aligned} \mathbb{P}(\hat{p} \in \Gamma) &= \sum_{Q \in \Gamma \cap \mathcal{P}} \mathbb{P}(\hat{p} = Q) \\ &\leq |\mathcal{P}| e^{-m \inf_{\gamma \in \Gamma} \mathbb{E}_{p(x)} [\mathcal{D}_{KL}(\gamma(\cdot|x) \parallel p(\cdot|x))]} \end{aligned} \quad (52)$$

But

$$\begin{aligned} |\mathcal{P}| &\leq \prod_{i=1}^{\mathcal{X}} (\lceil mp(x_i) \rceil + 1)^{|\mathcal{Y}|} \\ &\leq \prod_{i=1}^{\mathcal{X}} (mp(x_i) + 2)^{|\mathcal{Y}|} \leq \left(\frac{\sum_x mp(x) + 2}{|\mathcal{X}|} \right)^{|\mathcal{X}||\mathcal{Y}|} \\ &= \left(\frac{m}{|\mathcal{X}|} + 2 \right)^{|\mathcal{X}||\mathcal{Y}|} \end{aligned} \quad (53)$$

Further, by Pinsker's inequality [10], we have for all $\gamma \in \Gamma \cap \mathcal{P}$ that $\mathbb{E}_{p(x)} [\mathcal{D}_{KL}(\gamma(\cdot|x) \parallel p(\cdot|x))] \geq 2\epsilon^2$. Thus $\inf_{\gamma \in \Gamma} \mathbb{E}_{p(x)} [\mathcal{D}_{KL}(\gamma(\cdot|x) \parallel p(\cdot|x))] \geq 2\epsilon^2$. We then have:

$$\mathbb{P}(\hat{p} \in \Gamma) \leq \left(\frac{m}{|\mathcal{X}|} + 2 \right)^{|\mathcal{X}||\mathcal{Y}|} e^{-2m\epsilon^2} \quad (54)$$

Finally, we desire $\mathbb{P}(\hat{p} \in \Gamma) \leq \nu$. This will be guaranteed as long as $\nu \geq \left(\frac{m}{|\mathcal{X}|} + 2 \right)^{|\mathcal{X}||\mathcal{Y}|} e^{-2m\epsilon^2}$, which occurs so long as

$$\epsilon \geq \sqrt{\frac{|\mathcal{Y}||\mathcal{X}| \log\left(\frac{m}{|\mathcal{X}|} + 2\right) + \log\left(\frac{|\mathcal{X}|}{\nu}\right)}{2m}} \quad (55)$$

Thus the right hand side of the above equation is a valid value of ϵ for this confidence interval, completing the proof. \square

Finally, we will derive a rate of decrease for $\bar{\delta}_{TV}(\mathbb{P}, \hat{\mathbb{P}})$ in a general continuous learning algorithm. We thus introduce the following notation:

Definition 3 (Discriminative Estimate). *Let (M_1, τ) be the space of Borel probability measures on $\mathcal{X} \times \mathcal{Y}$ equipt with the τ -topology [11] (page 263); i.e. the topology generated by the sets $W_{f,r,c} = \{\nu : |\int f d\nu - r| < c\}$ for all bounded Borel measurable functions $f : \mathcal{X} \times \mathcal{Y} \rightarrow \mathbb{R}$, all $r \in \mathbb{R}$ and all $c > 0$. Let $L^\infty(\mathcal{X})$ [12] (Chapter 3) denote the quotient space of bounded $p(x)$ -almost everywhere functions on \mathcal{X} equipt with the ess-sup norm. Let $L^\infty(\mathcal{X})^{|\mathcal{Y}|}$ be the product space [13] (Section 2.19) of $L^\infty(\mathcal{X})$. Let $\Sigma_{|\mathcal{Y}|}$ be the probability simplex in $|\mathcal{Y}|$ dimensions and let $C_b(\mathcal{X}, \Sigma_{|\mathcal{Y}|})$ be the set of continuous functions from \mathcal{X} to $\Sigma_{|\mathcal{Y}|}$ with the relative topology [13] (Chapter 2.16) from $L^\infty(\mathcal{X})^{|\mathcal{Y}|}$. Finally, let $\mathcal{F} : M_1 \rightarrow C_b(\mathcal{X}, \Sigma_{|\mathcal{Y}|})$ be a continuous mapping with the denotation $\nu \mapsto f_\nu$. Then the **f estimate** of $p(y|x)$ is given by:*

$$p_{f_\nu}(y_i|x) = f_\nu(x)_i, i = 1, 2, \dots, |\mathcal{Y}| \quad (56)$$

We will re-label $\bar{\delta}_{TV}(\mathbb{P}, \hat{\mathbb{P}})$ to $\bar{\delta}_{TV}(\mathbb{P}, \mathbb{P}_f)$ whenever we are using an f estimate. We will denote as $\delta_\nu(x)$ the total variation between $p(y|x)$ and $f_\nu(x)$. The requirement that $f_\nu(x)$ be continuous in x implies that $\delta_\nu(x)$ is continuous in x as well - so long as $p(y|x)$ is continuous in x . We then have the following theorem on the rate of decay for $\bar{\delta}_{TV}(\mathbb{P}, \mathbb{P}_f)$:

Theorem 3 (Random Selection Discriminative Error Rate). *Let $\epsilon \in (0, 1]$, and let $0 < \zeta < 1$. Suppose that $p(y|x)$ is continuous in x . Suppose further that \mathcal{F} is such that $\mathbb{E}_\nu[\frac{1}{|\mathcal{Y}|} \sum_y |p_{Y|X}(y|\cdot) - f(\cdot)|] \leq \zeta$ for all ν (i.e. the 'training total variation' is bounded). Then, denoting as \mathbb{P}_f^m the random sequence of empirical models using a specified f-estimate, we have:*

$$\begin{aligned} \limsup_{m \rightarrow \infty} \frac{1}{m} \log \mathbb{P}(\bar{\delta}_{TV}(\mathbb{P}, \mathbb{P}_f^m) \geq \epsilon) \\ \leq \zeta + \log \left(1 - \left(1 - \frac{1}{e} \right) \frac{\epsilon}{|\mathcal{Y}|} \right) \end{aligned} \quad (57)$$

Proof. Denote as \mathcal{F}_ϵ the composition of \mathcal{F} with the inclusion map from $C_b(\mathcal{X}, \Sigma_{|\mathcal{Y}|})$ into $L^\infty(\mathcal{X})^{|\mathcal{Y}|}$. Then viewing $L^\infty(\mathcal{X})$ as a first countable [13] (page 190) topological vector space [14] (page 7), we have that the mapping $\delta = \sum_y |\mathcal{F}_\epsilon^y - p(y|x)|$ is sequentially continuous (and

therefore continuous). Here we have used the fact that $f_n \rightarrow f \implies |f_n| \rightarrow |f|$ in $L^\infty(\mathcal{X})$ [15] (as the absolute value function is a continuous Borel measurable function of \mathbb{R}). Finally, since \mathcal{X} has finite measure, the expectation operator on $L^\infty(\mathcal{X})$ is linear and bounded, and therefore continuous. In total, we then have that the map $\bar{\delta} : M_1 \rightarrow \mathbb{R}$ given by $\nu \mapsto \mathbb{E}_{p(x)}[\delta_\nu]$ is continuous.

Now, Let $\Gamma = \{\nu \in M_1 : \mathbb{E}_{p(x)}[\delta_\nu] \geq \epsilon\}$. By the above continuity and by the fact that $[\epsilon, \infty)$ is closed in \mathbb{R} , we have then Γ is closed. Then, by Sanov's Theorem [11]:

$$\limsup_{m \rightarrow \infty} \frac{1}{m} \log \mathbb{P}(\mathbb{P}_f^m \in \Gamma) \leq -\inf_{\Gamma} \mathcal{D}_{KL}(\nu || p(x, y)) \quad (58)$$

Thus we wish to bound $\mathcal{D}_{KL}(\nu || p(x, y))$ over Γ . With this in mind, we use the Donsker-Varadhan variational representation of KL divergence [16] [17] for probability measures in M_1 :

$$\mathcal{D}_{KL}(\nu || p(x, y)) = \sup_{\phi \in C_b(\mathcal{X} \times \mathcal{Y}, \mathbb{R})} \{\mathbb{E}_\nu[\phi] - \log \mathbb{E}_{p(x, y)}[e^\phi]\} \quad (59)$$

where $C_b(\mathcal{X} \times \mathcal{Y}, \mathbb{R})$ refers to the set of bounded continuous random variables from $\mathcal{X} \times \mathcal{Y}$ to \mathbb{R} . Specifically, the above equality holds when ν is absolutely continuous with respect to $p(x, y)$, and the KL divergence is ∞ for any other ν . Thus we can find a lower bound of $\mathcal{D}_{KL}(\nu || p(x, y))$ by plugging in any particular bounded continuous random variable to the RHS of Equation 59. We will use $-\frac{\delta_\nu(x)}{|\mathcal{Y}|}$ for this purpose (viewed as a constant over \mathcal{Y}). This function is bounded and continuous in (x, y) . Further, if ν in Γ , we know that $\mathbb{E}_{p(x)}\left[\frac{\delta_\nu(x)}{|\mathcal{Y}|}\right] \geq \frac{\epsilon}{|\mathcal{Y}|}$ for all y . Thus $\mathbb{E}_{p(x, y)}\left[\frac{\delta_\nu(x)}{|\mathcal{Y}|}\right] \geq \frac{\epsilon}{|\mathcal{Y}|}$ as well.

Now, if $\nu \in \Gamma$, then $e^{\mathbb{E}_{p(x, y)}[-\delta_\nu(x, y)]} \leq e^{-\frac{\epsilon}{|\mathcal{Y}|}}$. Then by the bounds of [18] (Theorem 1):

$$\mathbb{E}_{p(x, y)}[e^{-\delta_\nu(x, y)}] \leq \alpha e^{-\frac{\epsilon}{|\mathcal{Y}|}} + \eta \quad (60)$$

where $\alpha > 0$ and η is a function of α defined in that reference. The (α, η) pair yielding the tightest bound is

$$\alpha = \frac{1 - \frac{1}{e}}{e^{\frac{\epsilon}{|\mathcal{Y}|}}} \quad (61)$$

$$\eta = \left(1 - \frac{1}{e}\right) \left(-\frac{\epsilon}{|\mathcal{Y}|} - 1\right) + 1 \quad (62)$$

which yields

$$\mathbb{E}_{p(x)}[e^{-\delta_\nu(x, y)}] \leq 1 - \left(1 - \frac{1}{e}\right) \frac{\epsilon}{|\mathcal{Y}|} \quad (63)$$

so

$$\log \mathbb{E}_{p(x)}[e^{-\delta_\nu(x, y)}] \leq \log \left(1 - \left(1 - \frac{1}{e}\right) \frac{\epsilon}{|\mathcal{Y}|}\right) \quad (64)$$

Finally, we know by the assumptions on the learning algorithm that $\mathbb{E}_\nu[-\delta_\nu(x, y)] \geq -\zeta$. So in total, we have for $\nu \in \Gamma$:

$$\mathcal{D}_{KL}(\nu || p(x)) \geq -\zeta - \log \left(1 - \left(1 - \frac{1}{e}\right) \frac{\epsilon}{|\mathcal{Y}|}\right) \quad (65)$$

so

$$\limsup_{m \rightarrow \infty} \frac{1}{m} \log \mathbb{P}(\mathbb{P}_f^m \in \Gamma) \leq \zeta + \log \left(1 - \left(1 - \frac{1}{e}\right) \frac{\epsilon}{|\mathcal{Y}|}\right) \quad (66)$$

□

This theorem says that the probability of the event $\{\bar{\delta}_{TV}(\mathbb{P}, \mathbb{P}_f^m) \geq \epsilon\}$ decays exponentially in the training data size with rate greater than $\zeta + \log \left(1 - \left(1 - \frac{1}{e}\right) \frac{\epsilon}{|\mathcal{Y}|}\right)$. Thus we have

$$\mathbb{P}(\bar{\delta}_{TV}(\mathbb{P}, \mathbb{P}_f^m) \geq \epsilon) \leq \left(1 - \left(1 - \frac{1}{e}\right) \frac{\epsilon}{|\mathcal{Y}|}\right)^m e^{m(\zeta + o(m))} \quad (67)$$

where $o(m)$ refers to any terms such that $\lim_{m \rightarrow \infty} \frac{o(m)}{m} = 0$. Thus, if $\zeta = 0$, then with probability at least $(1 - \nu)$, and for m large enough, we have

$$\bar{\delta}_{TV}(\mathbb{P}, \mathbb{P}_f^m) \lesssim \frac{|\mathcal{Y}| \left(1 - \nu^{\frac{1}{m}}\right)}{1 - \frac{1}{e}} \quad (68)$$

Note that this bound cannot say anything for $\epsilon \leq \zeta$. That is, it can say nothing about the probability of $\bar{\delta}(\mathbb{P}, \mathbb{P}_f^m)$ being less than the algorithm's 'bias total variation'. But ζ decreases with more expressive models. Indeed, we have by [19] that there exists a sufficiently large neural network that can output a function f such that $\mathbb{E}_\nu[|p(y_i|x) - f_i(x)|] \leq \eta$ for all i , for any $\eta > 0$ and for any $\nu \in M_1$. And, of course, ζ is bounded by the training cross entropy due to Lemma 3 which itself can often be brought to zero with a large enough network. Thus, ζ can be taken to be arbitrarily small by increasing the size of the neural network.

To summarize this section, we combine theorems 1 and 3 which together derive the following inequalities for information losses in neural networks:

$$|I(Y; Z) - \hat{I}(Y; Z)| \leq \delta I(X; Z) + h_2(\delta) \quad (69)$$

$$|I(Y; Z^*) - I(Y; \hat{Z})| \leq 2(\delta I(X; Z) + h_2(\delta)) \quad (70)$$

where

$$\delta \lesssim \frac{|\mathcal{Y}| \left(1 - \nu^{\frac{1}{m}}\right)}{1 - \frac{1}{e}} \quad (71)$$

and the approximation in the second inequality becomes exact for large enough training data sizes and large enough neural networks.

V. ESTIMATION AND CONTROL OF MUTUAL INFORMATION - A REVIEW

The bounds derived in this paper are less sensitive to $I(X; Z)$ than previous bounds. But the dependence is still there. In many cases, accuracy can still be gained by limiting the information present between X and Z . Even in cases where generalization accuracy cannot be gained by these limits, it may still be desirable to estimate $I(X; Z)$ and $I(Y; Z)$. For example, one may wish to visualize the evolution of these mutual informations as a neural network trains as was done by the authors of [5]. Here we will give a review of information estimators/controllers. We have divided the methods into two groups - methods which act like variational Inference (VI), and methods which act like Generative Adversarial Networks (GAN).

A. VI - like methods

Several methods of limiting $I(X; Z)$ have been proposed. Authors of [6] found a tight relationship between $I(X; Z)$ and $I(W; \mathcal{D}^l)$ where W is a random vector of neural network weights. They then noted that

$$\begin{aligned} \mathbb{E} \left[\log_2 \frac{p(w|\mathcal{D}^l)}{q(w)} \right] &= \mathbb{E}[\log_2 \frac{p(w|\mathcal{D}^l)}{p(w)}] + \mathbb{E}[\log_2 \frac{p(w)}{q(w)}] \\ &= I(W; \mathcal{D}^l) + \mathbb{E}[\log_2 \frac{p(w)}{q(w)}] \end{aligned} \quad (72)$$

where $q(w)$ is any *assumed* marginal distribution on the weights. Thus regularizing the KL divergence term $\mathbb{E} \left[\log_2 \frac{p(w|\mathcal{D}^l)}{q(w)} \right]$ will lead to regularization of $I(W; \mathcal{D}^l)$. This term is the same as that used in variational inference (e.g. Bayesian Neural Networks [20]). Thus methods such as variational dropout [21] [22] may be used. Unfortunately, this has two drawbacks. First, it suffers from the standard problem present in variational inference. That is, we must choose weight distributions $p(w|\mathcal{D})$ and $q(w)$ that lead to a tractable KL divergence. This limits our search space for the random variable Z . Second, we do not get this information regularization for free. Instead, it comes coupled with a second regularization term $\mathbb{E}[\log_2 \frac{p(w)}{q(w)}]$. This term penalizes any distribution whose marginal distribution differs from the assumed one. Both of these drawbacks will lead to further sub-optimality of our optimized variable Z .

A similar method called Information Dropout [23] regularizes

$$\mathbb{E} \left[\log_2 \frac{p(z|y)}{q(z)} \right] = I(X; Z) + \mathbb{E}[\log_2 \frac{p(z)}{q(z)}] \quad (73)$$

where $q(z)$ is again an assumed marginal distribution. Regularization of this term leads to methods similar to Variational Autoencoders [24]. These methods can be expanded by using Auxiliary Deep Generative Models [25] or Normalizing Flows [26] [27]. Doing so increases the expressibility of $p(z|y)$ - effectively re-expanding the search space over Z . However, these methods still suffer from the second drawback. But the authors of [23] have slightly reduced this problem by providing cases of networks where assumed marginals are almost correct.

B. GAN - like methods

Another class of Mutual Information Estimators/Controllers arise as a special case of f-GAN [28]. These rely on the following specified versions of Lemma 1 from reference [29]:

Lemma 4. *Let $\phi : \mathbb{R} \rightarrow \mathbb{R}$ be a convex lower semi-continuous function that is differentiable on the interior of its domain. Let $\phi^*(t)$ denote its convex conjugate. Let \mathcal{F} denote a function class. Then*

$$\begin{aligned} \int \phi \left(\frac{d(\mathbb{P}_X \otimes \mathbb{P}_Z)}{d\mathbb{P}_{XZ}} \right) d\mathbb{P}_{XZ} \\ \geq \sup_{f \in \mathcal{F}} \left[\int f d(\mathbb{P}_X \otimes \mathbb{P}_Z) - \int \phi^*(f) d\mathbb{P}_{XZ} \right] \end{aligned} \quad (74)$$

with equality iff. $\phi' \left(\frac{d(\mathbb{P}_X \otimes \mathbb{P}_Z)}{d\mathbb{P}_{XZ}} \right) \in \mathcal{F}$. And

$$\begin{aligned} \int \phi \left(\frac{d\mathbb{P}_{XZ}}{d(\mathbb{P}_X \otimes \mathbb{P}_Z)} \right) d(\mathbb{P}_X \otimes \mathbb{P}_Z) \\ \geq \sup_{f \in \mathcal{F}} \left[\int f d\mathbb{P}_{XZ} - \int \phi^*(f) d(\mathbb{P}_X \otimes \mathbb{P}_Z) \right] \end{aligned} \quad (75)$$

with equality iff. $\phi' \left(\frac{d\mathbb{P}_{XZ}}{d(\mathbb{P}_X \otimes \mathbb{P}_Z)} \right) \in \mathcal{F}$.

The LHS of these bounds correspond directly to mutual information when $\phi(t) = -\log(t)$ in Equation (74) and $\phi(t) = t \log(t)$ in Equation (75). In either of these two cases, if the corresponding optimization problem is consistent, then maximizing an empirical estimate of this functional then yields an estimator of mutual information. Reference [29] proved this consistency in the case of Equation (74) with $\phi(t) = -\log(t)$.

But other ϕ can be used to estimate mutual information as well. Since the optimal solution to each objective function is $\phi' \left(\frac{d(\mathbb{P}_X \otimes \mathbb{P}_Z)}{d\mathbb{P}_{XZ}} \right)$ and $\phi' \left(\frac{d\mathbb{P}_{XZ}}{d(\mathbb{P}_X \otimes \mathbb{P}_Z)} \right)$ respectively, the empirically optimized function f^* will be an estimate of that derivative. In many cases, this derivative contains the log ratio $\log \frac{d\mathbb{P}_{XZ}}{d(\mathbb{P}_X \otimes \mathbb{P}_Z)}$ directly. Then taking an empirical estimate of this log-ratio will yield an estimate of mutual information. For example, a regular GAN [30] can be used in this way as was done in reference [31] with the following objective function:

$$\inf_{r \in \mathcal{F}} \int -\log(\sigma(r)) d\mathbb{P}_{XZ} + \int -\log(1 - \sigma(r)) d(\mathbb{P}_X \otimes \mathbb{P}_Z) \quad (76)$$

Finally, we can substitute the convex conjugacy inequalities of Lemma 4 with the Donsker-Varadhan representation to achieve

$$I(X; Z) \geq \sup_{f \in \mathcal{F}} \int f d\mathbb{P}_{XZ} - \log \int e^f d(\mathbb{P}_X \otimes \mathbb{P}_Z) \quad (77)$$

optimizing this representation leads to biased gradients [32], but that problem is taken care of in the reference. Consistency of this estimator is proved in that paper as well. Further, while this representation has the same supremum as the convex conjugate representations, it is tighter for all in-optimal f [17].

VI. APPLICATIONS

A. Active Learning and algorithmic development

When it comes to finite sample information losses, an important component of learning to consider is the selection of training data - after all, it's in the sampling of this training data that information is 'lost' in the first place. This is the subject of active learning [33] [34] [35] [36] [37]. Due to Theorem 1, we have a new relationship between information losses and expected total variation which may be useful in the development of new algorithms. For example, since total variation directly relates to conditional probabilities, we can easily construct estimates of $p(y|x)$ by hand and argue that the classification model will beat these estimates. Then each hand-crafted estimate will correspond to an upper bound on information losses, and minimizing over these estimates will yield the tightest lower bound. Such a minimization procedure can be cast as an active learning strategy.

B. Information Bottleneck Experiment Explanations

The information bottleneck method [1] poses itself as a potential theory of deep learning. The theory argues that neural networks generalize well because of input compression. Many experiments [5] have shown that this indeed the case, and other theoretical work has linked convergence properties to compression [6]. However, recent work [7] has found cases of neural networks that do not compress. In particular, neural networks with relu activation functions did not compress on MNIST and a few other small datasets. Yet the authors of [5] have found that compression does occur on the cifar-10 dataset - even with relu layers. Thus there remain some open questions over when neural networks will actually compress their inputs.

We argue that the bounds presented in this paper explain this experimental discrepancy. These tightened, less sensitive bounds imply that, in many cases, it is simply not optimal in terms of information losses to compress a neural network's input. This can be seen visually in Figure 3. Here we have set up a toy classification problem with $H(Y) = \log_2(10)$, $H(X) = 21$, and $I(Y; Z^*) = H(Y) \left(1 - e^{-\frac{I(X; Z^*)}{2}}\right)$. The information quantities in this toy example are thus similar to MNIST [38]. We have plotted $I(Y; Z^*)$ along with the bounds of this paper for $m = 10000$, 2500, and 1500 data points. We see that, for $m = 10000$, nothing can be gained from compression, and that very little can be gained by compression in the $m = 2500$ case. Serious gains can only be obtained in the $m = 1500$ case.

We compare this to the old bounds in Figure 4. Here we have plotted a limited domain and only the $m = 10,000$ case due to the fact that the old bounds become extremely negative for larger $I(X; Z)$ and smaller training datasets. But we see that, even given these 10,000 training examples, the old bounds predict a strong peak at around 5.75 bits. Thus the lack of compression found experimentally on smaller datasets is explained by our new bounds, but not by the old ones.

Finally, if we consider the case of a much more entropic input space - for example, ten times that of MNIST, then a clear optimum appears even with these new bounds at $m = 10,000$ training data points as can be seen in Figure 5. Here we have used for $I(Y; Z^*)$ the equation $H(Y) \left(1 - e^{-\frac{I(X; Z^*)}{20}}\right)$. Thus mutual information control becomes very important for problems of such high entropy input spaces.

C. Low Entropy Feature Space Problems

In many practical problems, it may be known that the entropy of the feature space is fairly low. In such cases, we would not want to lose any information about X in the representation Z , since no local optimum of $I(X; Z)$ will exist. However, a learning method which uses training data alone will automatically lose information to stochastic gradient noise [39], model stochasticity [40] [41], and to finite information losses in X of the form $|I(X; Z) - \hat{I}(X; Z)|$. While the first two of these can be removed by simply using a deterministic network with full-batch gradient descent, the third type of loss is not so easy to remove. In these cases, it may be helpful to perform the exact *opposite* of the information bottleneck

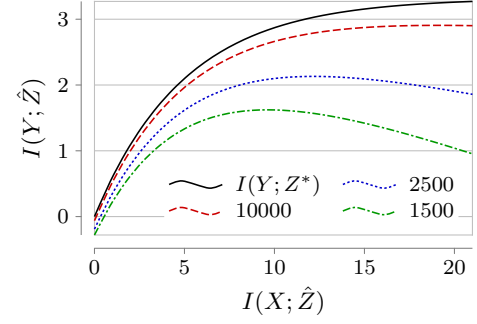


Fig. 3: Plot of new bounds on the first example of subsection VI-B.

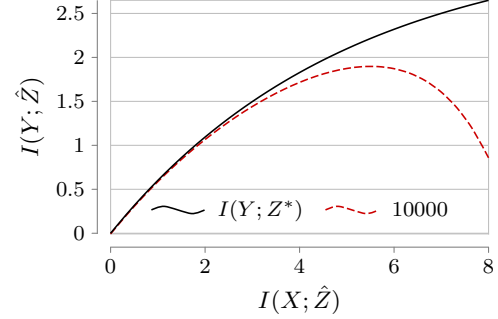


Fig. 4: Plot of old bounds on the first example of subsection VI-B.

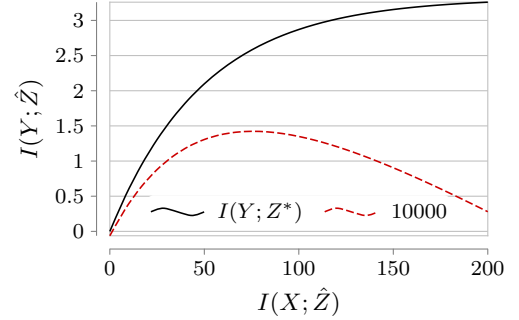


Fig. 5: Plot of new bounds on the second example of subsection VI-B.

problem. That is, we would wish to regularize our objective function to *maintain* information in $I(X; Z)$ instead of lose it. Specifically, if \mathcal{L} is our original loss function, then we wish to augment the objective function to

$$\mathcal{L} - \beta I(X; Z), \quad \beta > 0 \quad (78)$$

where $I(X; Z)$ can be estimated from an entire unlabeled set by any of the methods in subsection V.

VII. EXPERIMENTS

The bounds presented in this paper are tighter than those previously known and are useful in at least all of the ways previously mentioned. However, there are two ways in which the bounds of this paper may possibly disagree with experiment. The first possibility is that these bounds still highly overestimate losses despite being tighter than existing bounds. The second is that the $o(m)$ terms neglected from inequality 67 are substantial, complicating the use of these bounds. We

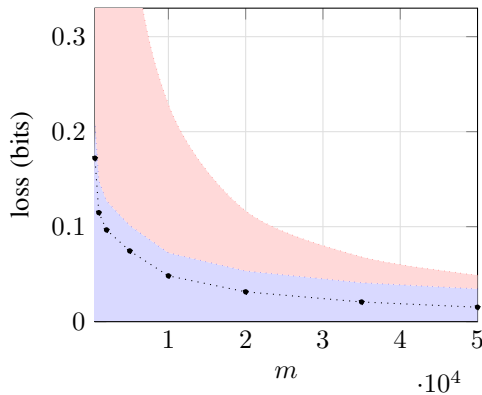


Fig. 6: MNIST information losses and bound. The lower blue/dark region corresponds to an estimated 99% confidence interval found experimentally. The upper red/light region corresponds to the slack of our bounds set with $\nu = 0.01$. The black dots correspond to empirical means.

will attempt to show that neither of these are the case until very low levels of m , and that the bounds do agree with experiment.

For these experiments, we have used the MINE-f [32] variant of GAN-like estimators of $I(X; Z)$ and $I(Y; Z)$. For example:

$$I(X; Z) \geq \sup_f \int f d\mathbb{P}_{X,Z} - \int e^{f-1} d(\mathbb{P}_X \otimes \mathbb{P}_Z) \quad (79)$$

We parameterize f as a five-layer feed-forward neural network with layers widths 1000, 500, 100, 10, and 1. We trained each estimator with mini-batch sizes of 100 using the Adam optimizer [42] with a learning rate of 5×10^{-5} .

Since our experiments will be based on testing sensitive changes in $\hat{I}(Y; Z)$, we first attempt to establish the bias and variance of the estimator. We note that, if the estimator is biased, it is biased low because of inequality 79. To do so, we first trained a fairly standard 3-layer convolutional neural classifier on the MNIST training set for 50 epochs. To make the classifier representation stochastic, we used dropout with a rate of 0.1. Once the classifier was trained, we trained the $\hat{I}(Y; Z)$ estimator for 50 epochs. Both of these training sessions were performed for 20 trials. In doing so, we obtained a mean $\hat{I}(Y; X)$ of 3.30 (a loss of 0.022). This empirical mean corresponds pretty closely with the bounds of this paper, so the estimator seems to have very little bias. Next, to analyze variance, we trained the classifier a single time and then retrained the $I(Y; Z)$ estimator 20 times. In doing so, we found a standard deviation of 0.017 bits. Training the estimator was mostly stable. However, there is a local optima at $f = 1$ which was often converged to when we used a high learning rate. Convergence to this local optima does not appear to occur with a low enough learning rate.

We next tested information quantities over a range of different training sizes. We trained the network 10 times for each number of tested training data points (selected randomly). The results are plotted in Figure 6. Training data sizes of 500, 1000, 2000, 5000, 10000, 20000, 35000 and 50000 are plotted with an estimated 99% confidence interval (after

correcting the sample variance with the assumed estimator variance from above). The corresponding bounds are plotted as well where we have set $\nu = 0.01$ so that it corresponds to the 99% confidence interval. From this plot, we can see a few properties. First, the bound is fairly tight except for in the case of very small training data sets. Second, the bound predicts tail behavior very well, but becomes a bit looser at lower training data levels. This is almost certainly due to the $o(m)$ terms. Nonetheless, it appears that their effect does not become problematic until we have used less than about 5000 training data points. The theoretical development of $o(m)$ will be considered in future work so that we may obtain tightness at very low m as well.

VIII. CONCLUSION

This paper presented new bounds on information losses from finite data. This began in the form of a relationship between these losses, the expected total variation of the neural model, and the information held in the hidden representation of the feature space. Then, by showing that the total variation term drops quickly with sample size, we obtained bounds that are much tighter and less sensitive to $I(X; Z)$ than previous theory. The paper provided several applications of this theoretical framework, including an argument for using this research in the development of active learning strategies, an explanation of relevant contradictory experimental work that previously went unexplained, and an application of this theory to low entropy feature space problems. It concluded with experiments showing that the bound presented in this paper are tight to experiment.

REFERENCES

- [1] N. Tishby, F. C. Pereira, and W. Bialek, “The information bottleneck method,” *arXiv preprint physics/0004057*, 2000.
- [2] T. M. Cover and J. A. Thomas, *Elements of information theory*. John Wiley & Sons, 2012.
- [3] S. Verdu *et al.*, “Generalizing the Fano inequality,” *IEEE Transactions on Information Theory*, vol. 40, no. 4, pp. 1247–1251, 1994.
- [4] O. Shamir, S. Sabato, and N. Tishby, “Learning and generalization with the information bottleneck,” *Theoretical Computer Science*, vol. 411, no. 29-30, pp. 2696–2711, 2010.
- [5] R. Shwartz-Ziv and N. Tishby, “Opening the black box of deep neural networks via information,” *arXiv preprint arXiv:1703.00810*, 2017.
- [6] A. Achille and S. Soatto, “On the emergence of invariance and disentangling in deep representations,” *arXiv preprint arXiv:1706.01350*, 2017.
- [7] A. M. Saxe, Y. Bansal, J. Dapello, M. Advani, A. Kolchinsky, B. D. Tracey, and D. D. Cox, “On the information bottleneck theory of deep learning,” in *International Conference on Learning Representations*, 2018. [Online]. Available: https://openreview.net/forum?id=ry_WPG-A-
- [8] F. den Hollander, “Probability theory: The coupling method,” *Leiden University, Lectures Notes-Mathematical Institute*, 2012.
- [9] I. Sason, “Entropy bounds for discrete random variables via maximal coupling,” *IEEE Transactions on Information Theory*, vol. 59, no. 11, pp. 7118–7131, 2013.
- [10] I. Csiszar and J. Körner, *Information theory: coding theorems for discrete memoryless systems*. Cambridge University Press, 2011.
- [11] A. Dembo and O. Zeitouni, *Large Deviations Techniques and Applications*, ser. Applications of mathematics. Springer, 1998. [Online]. Available: <https://books.google.com/books?id=WmjDlhhDokIC>
- [12] W. Rudin, *Real and complex analysis*. Tata McGraw-Hill Education, 1987.
- [13] J. R. Munkres, *Topology*. Prentice Hall, 2000.
- [14] W. Rudin, *Functional analysis. International series in pure and applied mathematics*. McGraw-Hill, Inc., New York, 1991.

- [15] R. G. Bartle and J. T. Joichi, "The preservation of convergence of measurable functions under composition," *Proceedings of the American Mathematical Society*, vol. 12, no. 1, pp. 122–126, 1961.
- [16] M. D. Donsker and S. S. Varadhan, "Asymptotic evaluation of certain markov process expectations for large time, I," *Communications on Pure and Applied Mathematics*, vol. 28, no. 1, pp. 1–47, 1975.
- [17] A. Ruderman, M. Reid, D. García-García, and J. Petterson, "Tighter variational representations of f-divergences via restriction to probability measures," *arXiv preprint arXiv:1206.4664*, 2012.
- [18] S. Takahashi, M. Tsukada, K. Tanahashi, and T. Ogiwara, "An inverse type of Jensen's inequality," *MATHEMATICA JAPONICA*, vol. 50, pp. 85–92, 1999.
- [19] K. Hornik, M. Stinchcombe, and H. White, "Multilayer feedforward networks are universal approximators," *Neural networks*, vol. 2, no. 5, pp. 359–366, 1989.
- [20] I. Kononenko, "Bayesian neural networks," *Biological Cybernetics*, vol. 61, no. 5, pp. 361–370, 1989.
- [21] D. P. Kingma, T. Salimans, and M. Welling, "Variational dropout and the local reparameterization trick," in *Advances in Neural Information Processing Systems*, 2015, pp. 2575–2583.
- [22] D. Molchanov, A. Ashukha, and D. Vetrov, "Variational dropout sparsifies deep neural networks," *arXiv preprint arXiv:1701.05369*, 2017.
- [23] A. Achille and S. Soatto, "Information dropout: Learning optimal representations through noisy computation," *IEEE Transactions on Pattern Analysis and Machine Intelligence*, 2018.
- [24] D. P. Kingma and M. Welling, "Auto-encoding variational bayes," *arXiv preprint arXiv:1312.6114*, 2013.
- [25] L. Maaløe, C. K. Sønderby, S. K. Sønderby, and O. Winther, "Auxiliary deep generative models," *arXiv preprint arXiv:1602.05473*, 2016.
- [26] D. J. Rezende and S. Mohamed, "Variational inference with normalizing flows," *arXiv preprint arXiv:1505.05770*, 2015.
- [27] D. P. Kingma, T. Salimans, R. Jozefowicz, X. Chen, I. Sutskever, and M. Welling, "Improved variational inference with inverse autoregressive flow," in *Advances in Neural Information Processing Systems*, 2016, pp. 4743–4751.
- [28] S. Nowozin, B. Cseke, and R. Tomioka, "f-gan: Training generative neural samplers using variational divergence minimization," in *Advances in Neural Information Processing Systems*, 2016, pp. 271–279.
- [29] X. Nguyen, M. J. Wainwright, and M. I. Jordan, "Estimating divergence functionals and the likelihood ratio by convex risk minimization," *IEEE Transactions on Information Theory*, vol. 56, no. 11, pp. 5847–5861, 2010.
- [30] I. Goodfellow, J. Pouget-Abadie, M. Mirza, B. Xu, D. Warde-Farley, S. Ozair, A. Courville, and Y. Bengio, "Generative adversarial nets," in *Advances in neural information processing systems*, 2014, pp. 2672–2680.
- [31] D. Tran, R. Ranganath, and D. Blei, "Hierarchical implicit models and likelihood-free variational inference," in *Advances in Neural Information Processing Systems*, 2017, pp. 5529–5539.
- [32] I. Belghazi, S. Rajeswar, A. Baratin, R. D. Hjelm, and A. Courville, "Mine: mutual information neural estimation," *arXiv preprint arXiv:1801.04062*, 2018.
- [33] S. Tong and D. Koller, "Support vector machine active learning with applications to text classification," *Journal of machine learning research*, vol. 2, no. Nov, pp. 45–66, 2001.
- [34] D. Cohn, L. Atlas, and R. Ladner, "Improving generalization with active learning," *Machine learning*, vol. 15, no. 2, pp. 201–221, 1994.
- [35] B. Settles, "Active learning," *Synthesis Lectures on Artificial Intelligence and Machine Learning*, vol. 6, no. 1, pp. 1–114, 2012.
- [36] D. A. Cohn, Z. Ghahramani, and M. I. Jordan, "Active learning with statistical models," *Journal of artificial intelligence research*, vol. 4, pp. 129–145.
- [37] N. Roy and A. McCallum, "Toward optimal active learning through monte carlo estimation of error reduction," in *International Conference on Machine Learning*, 2001, pp. 441–448.
- [38] O. Rippel and R. P. Adams, "High-dimensional probability estimation with deep density models," *arXiv preprint arXiv:1302.5125*, 2013.
- [39] L. Bottou, "Large-scale machine learning with stochastic gradient descent," in *Proceedings of COMPSTAT'2010*. Springer, 2010, pp. 177–186.
- [40] N. Srivastava, G. Hinton, A. Krizhevsky, I. Sutskever, and R. Salakhutdinov, "Dropout: a simple way to prevent neural networks from overfitting," *The Journal of Machine Learning Research*, vol. 15, no. 1, pp. 1929–1958, 2014.
- [41] R. M. Zur, Y. Jiang, L. L. Pesce, and K. Drukker, "Noise injection for training artificial neural networks: A comparison with weight decay and early stopping," *Medical physics*, vol. 36, no. 10, pp. 4810–4818, 2009.
- [42] D. P. Kingma and J. Ba, "Adam: A method for stochastic optimization," *arXiv preprint arXiv:1412.6980*, 2014.