

Adaptive Sequence Submodularity

Marko Mitrovic¹, Ehsan Kazemi¹, Moran Feldman²,
Andreas Krause³, and Amin Karbasi¹

¹Yale University

²Open University of Israel

³ETH Zürich

Abstract

In many machine learning applications, one needs to interactively select a sequence of items (e.g., recommending movies based on a user’s feedback) or make sequential decisions in certain orders (e.g., guiding an agent through a series of states). Not only do sequences already pose a dauntingly large search space, but we must take into account past observations, as well as the uncertainty of future outcomes. Without further structure, finding an optimal sequence is notoriously challenging, if not completely intractable.

In this paper, we introduce adaptive sequence submodularity, a rich framework that generalizes the notion of submodularity to adaptive policies that explicitly consider sequential dependencies between items. We show that once such dependencies are encoded by a directed graph, an adaptive greedy policy is guaranteed to achieve a constant factor approximation guarantee, where the constant naturally depends on the structural properties of the underlying graph. Additionally, to demonstrate the practical utility of our results, we run experiments on Amazon product recommendation and Wikipedia link prediction tasks.

1 Introduction

Optimizing over sets is much easier than optimizing over sequences. Not only does this exponentially lower the search space as one does not have to consider the order of the output, but it is actually perfectly appropriate in many cases. For example, if we are trying to place sensors to monitor an area, the order in which we place the sensors does not make a difference. That is, once the sensors have been installed, they will cover the same area regardless of the order in which they were installed.

However, for other applications, such as recommender systems, the order in which we recommend items can be just as important as the items themselves. As a simplified example, if we believe that a user will enjoy the Lord of the Rings franchise, it is vital that we recommend the movies in the proper order. If we suggest that the user watches the final installment first, she may end up completely unsatisfied with an otherwise excellent recommendation.

Furthermore, whether it is explicit feedback (such as rating a movie on Netflix) or implicit feedback (such as clicking/not clicking on an advertisement), most recommender systems are constantly interacting with the user. This notion of *adaptivity* is an important aspect of many successful systems.

Sensor placement [Krause et al., 2008a] and recommender systems [Gabillon et al., 2013, Yue and Guestrin, 2011] are two examples of problems that are commonly modeled under the framework of submodularity. In short, submodular functions encode the intuitive concept of

diminishing returns, which makes them prevalent in fields such as machine learning, operations research, and economics.

While the lion’s share of existing research in submodularity has focused on *sets*, a few recent lines of work extend the concept of submodularity to *sequences*. Tschischek et al. [2017] were the first to consider *sequence submodularity* in the general graph-based setting that we follow in this paper. This original paper presented an algorithm with theoretical guarantees for directed acyclic graphs, while Mitrovic et al. [2018a] developed a more comprehensive algorithm that provides theoretical guarantees for general hypergraphs.

In their experiments, both of these works showed that modeling the problem as sequence submodular (as opposed to set submodular) gave noticeable improvements. Their applications could benefit even further from the aforementioned notions of adaptivity, but the existing theory behind sequence submodularity simply cannot model the problems in this way. While adaptive *set* submodularity has been studied extensively [Golovin and Krause, 2011, Chen and Krause, 2013, Gotovos et al., 2015], these approaches fail to capture order dependencies. Our main contribution is a novel framework that combines both adaptivity and order-dependence, leading to improved performance on real-world problems.

1.1 Related Work

Amongst many other applications, submodularity has also been used for variable selection [Krause and Guestrin, 2005], data summarization [Mirzasoleiman et al., 2013, Lin and Bilmes, 2011, Kirchhoff and Bilmes, 2014], crowd teaching [Singla et al., 2014], neural network interpretability [Elenberg et al., 2018], network inference [Gomez Rodriguez et al., 2010], and influence maximization in social networks [Kempe et al., 2003].

Submodularity has been studied extensively in a wide variety of settings, including distributed optimization [Kumar et al., 2013, Mirzasoleiman et al., 2013, Barbosa et al., 2015, Mirrokni and Zadimoghaddam, 2015], streaming algorithms [Krause and Gomes, 2010, Badanidiyuru et al., 2014, Chakrabarti and Kale, 2014, Buchbinder et al., 2015, Mitrovic et al., 2018b, Feldman et al., 2018], robust optimization [Krause et al., 2008b, Bogunovic et al., 2017, Tzoumas et al., 2017, Kazemi et al., 2018], adaptive submodularity [Golovin and Krause, 2011], weak submodularity [Das and Kempe, 2011], and continuous submodularity [Wolsey, 1982, Bach, 2015].

Alaei and Malekian [2010] and Zhang et al. [2016] also consider sequence (or string-) submodularity, but they use a definition different than ours, which is based on subsequences instead of graphs. On the other hand, Li and Milenkovic [2017] have considered the interaction of graphs and submodularity, but not in the context of sequences.

Our Contributions The main contributions of our paper are presented in the following sections:

- In Section 3, we introduce our novel framework of *adaptive sequence submodularity*.
- In Section 4, we present our algorithm for adaptive sequence submodular maximization, as well as its theoretical guarantees. We also show that our proof technique improves the state-of-the-art bounds for the problem of sequence submodularity by a factor of $\frac{e}{e-1}$.
- In Section 5, we use datasets from Amazon and Wikipedia to compare our algorithm against existing sequence submodular baselines, as well as state-of-the-art deep learning-based approaches.

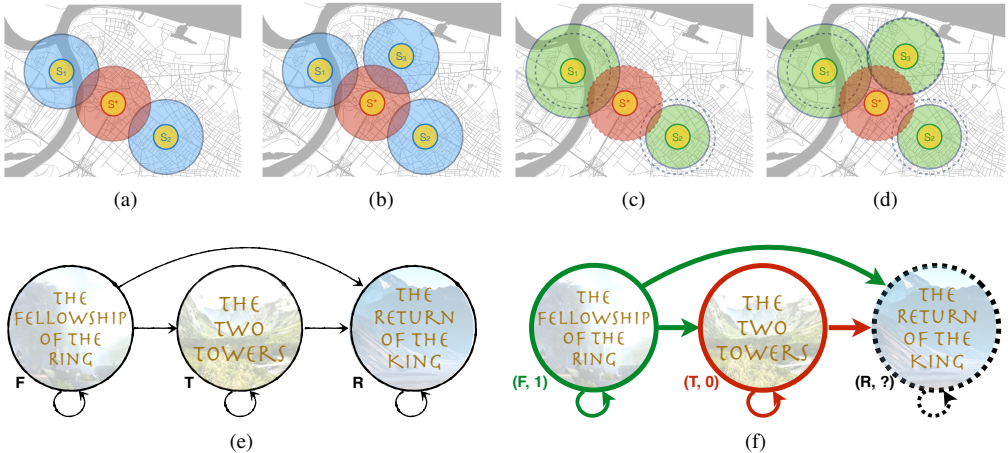


Figure 1: (a) and (b) demonstrate set submodularity because adding a new sensor s^* to the set $A = \{s_1, s_2\}$ is more valuable than adding it to the superset $B = \{s_1, s_2, s_3\}$. (c) and (d) show adaptive set submodularity, where the sensors can be in different states. The dotted circles show the expected coverage, while the filled-in circles show the true coverage (or state). (e) shows an underlying graph for sequence submodularity. The vertices are items and edges denote the additional value of selecting items in certain orders. In adaptive sequence submodularity, both the vertices and edges have states. In (f), the state of an edge is equal to the state of its starting vertex.

2 Background

In this section, we review the foundations needed for our framework of adaptive sequence submodularity.

2.1 Set Submodularity

We start off by formally defining *set submodularity*. Given a ground set V of items to choose from, a set function $h : 2^V \rightarrow \mathbb{R}_{\geq 0}$ is **submodular** if, for any two sets $A \subseteq B \subseteq V$ and item $v \in V \setminus B$, we have $h(A \cup \{v\}) - h(A) \geq h(B \cup \{v\}) - h(B)$. That is, the marginal gain of any item v to the value of $h(A)$ diminishes as the set A grows.

Furthermore, a submodular function h is said to be **monotone** if $h(A) \leq h(B)$ for all $A \subseteq B \subseteq V$. That is, adding items to a set cannot decrease its value. A foundational result by Nemhauser et al. [1978] states that for a non-negative monotone submodular function with a cardinality constraint, the classical greedy algorithm achieves an approximation ratio of $1 - 1/e$ relative to the optimal value.

Figures 1a and 1b give a visual representation of set submodularity. These images depict a simple sensor placement problem where each placed sensor covers a certain area and we want to maximize the total area covered. Figure 1a shows the additional area covered by sensor s^* given that sensors in set $A = \{s_1, s_2\}$ have already been placed. Similarly, Figure 1b shows the additional coverage given that set $B = \{s_1, s_2, s_3\}$ has already been placed. It is clear that $A \subseteq B$ and that sensor s^* is covering more new area in the first case. In other words, $h(A \cup \{s^*\}) - h(A) \geq h(B \cup \{s^*\}) - h(B)$, which is exactly our definition of set submodularity.

2.2 Adaptive Set Submodularity

In the sensor placement example in Figures 1a and 1b, we assume that each sensor exactly covers a predetermined area. However, in the real world, the actual coverage of a sensor can end up higher or lower due to a wide variety of different factors. In this case, there is some expected coverage for each sensor, but its true coverage (or state) is unknown until it is actually placed. Figures 1c and 1d visualize this by using a dotted circle to represent the expected coverage of each sensor and a filled-in circle to represent its actual coverage (or state) that is revealed after placement.

First proposed by Golovin and Krause [2011], *adaptive submodularity* was developed to model such uncertainty, and more generally, model problems where we can receive updated information throughout the runtime of the algorithm. In this setting, each item $v \in V$ takes on a state $o \in O$. Therefore, our function is now defined as $h : 2^V \times O^V \rightarrow \mathbb{R}_{\geq 0}$, which means that the value of a set of items also depends on the state that each item is in.

The state of each item is initially unknown, but we assume that each state is drawn according to a known probability distribution. A particular mapping from items to states is known as a **realization** ϕ , and any single set of items can end up with drastically different values depending on the realization we get.

Our goal in adaptive submodularity is to find the policy with the highest expected value. A policy π is simply an algorithm that gets the observed states of the items chosen so far, and based on this information, decides the next item to choose and observe. By finding and running the best policy, we can adjust our output to each realization, instead of just choosing one “best” set and outputting it no matter which realization we see.

Next, we define a **partial realization** ψ to be a mapping for only some subset of items (i.e., the states of the remaining items are unknown). For notational convenience, we define the domain of ψ , denoted $\text{dom}(\psi)$, to be the list of items v for which the state of v is known.

We say that ψ is a **subrealization** of ψ' , denoted $\psi \subseteq \psi'$, if $\text{dom}(\psi) \subseteq \text{dom}(\psi')$ and they are equal everywhere in the domain of ψ . Intuitively, if $\psi \subseteq \psi'$, then ψ' has all the same information as ψ , and potentially more.

For example, if we consider the placed green sensors in Figure 1d to be a partial realization ψ' , then the placed green sensors in Figure 1c are a subrealization $\psi \subseteq \psi'$. This is because sensors s_1 and s_2 are in the same states in both figures, but Figure 1d has also placed and revealed information about the state of sensor s_3 .

Given a partial realization ψ , we define the marginal gain of an item $v \in V$ as

$$\Delta(v \mid \psi) = \mathbb{E}[h(\text{dom}(\psi) \cup \{v\}) - h(\text{dom}(\psi)) \mid \psi],$$

where the expectation is taken over all the full realizations ϕ such that $\psi \subseteq \phi$. In other words, we condition on the states given by the partial realization ψ , and then we take the expectation across all possibilities for the remaining states.

Finally, we say that a function $h : 2^V \times O^V \rightarrow \mathbb{R}_{\geq 0}$ is **adaptive submodular** if for all subrealizations $\psi \subseteq \psi'$ we have $\Delta(e \mid \psi) \geq \Delta(e \mid \psi')$. We also say a function is **adaptive monotone** if $\Delta(e \mid \psi) \geq 0$ for all partial realizations ψ . That is, regardless of the states we have seen so far, the expected contribution of a new item is always non-negative.

For example, the expected additional coverage of the new sensor s^* is larger in Figure 1c than in Figure 1d. That is, $\Delta(s^* \mid \psi) \geq \Delta(s^* \mid \psi')$. Furthermore, regardless of the sensors placed so far, adding a new sensor will never decrease the area of coverage.

2.3 γ -Adaptive Set Submodularity

In many real-world applications, the objective function is not quite submodular, but it is close. In such cases, we can exploit some similar techniques to still get provably good results on a much greater variety of problems. In this paper, we focus on a relaxation we call *γ -adaptive submodularity*. In short, if we needed a function to have $\Delta(e|\psi) \geq \Delta(e|\psi')$ to be adaptive submodular, γ -adaptive submodularity relaxes this condition to $\Delta(e|\psi) \geq \gamma \Delta(e|\psi')$, where $0 < \gamma \leq 1$.

Note that this is a stricter requirement than traditional weak submodularity [Das and Kempe, 2011], but we find that it is a more intuitive condition that fits better with our desired applications. Furthermore, if $\gamma = 1$, then we recover normal adaptive submodularity.

2.4 Sequence Submodularity

Let $V = \{v_1, v_2, \dots, v_n\}$ be the set of n vertices (items) we can pick from. A set of edges E encodes the fact that there is additional value in picking vertices in a certain order.

More specifically, an edge $e_{ij} = (v_i, v_j)$ encodes the fact that there is additional utility in selecting v_j after v_i has already been chosen. Self-loops (i.e., edges that begin and end at the same vertex) encode the fact that there is some individual utility in selecting a vertex.

In general, our input consists of a directed graph $G = (V, E)$, a non-negative monotone submodular set function $h: 2^E \rightarrow \mathbb{R}_{\geq 0}$, and a parameter k . The objective is to output a non-repeating sequence σ of k unique nodes that maximizes the objective function:

$$f(\sigma) = h(E(\sigma)),$$

where

$$E(\sigma) = \{(\sigma_i, \sigma_j) \mid (\sigma_i, \sigma_j) \in E, i \leq j\}.$$

We say that $E(\sigma)$ is the set of edges induced by the sequence σ . It is important to note that the function h is a submodular set function over the *edges*, not over the vertices. Furthermore, the objective function f is neither a set function, nor is it necessarily submodular on the vertices.

For example, consider the graph in Figure 1e, and let $h(E(\sigma)) = |E(\sigma)|$, which simply counts the number of edges induced by the sequence σ . Consider the sequence $\sigma_A = (F)$ where the user has watched only The Fellowship of the Ring, the sequence $\sigma_B = (T)$ where the user watched only The Two Towers, and the sequence $\sigma_C = (F, T)$ where the user watched The Fellowship of the Ring, and then The Two Towers.

$$f(\sigma_A) = f(F) = h((F, F)) = 1$$

$$f(\sigma_B) = f(T) = h((T, T)) = 1$$

$$f(\sigma_C) = f(F, T) = h((F, F), (F, T), (T, T)) = 3$$

This example shows that although the function h is submodular on the edges, it is clear that the function f is *not* submodular on the vertices. In particular, the marginal gain of The Two Towers is larger once the user has already viewed The Fellowship of the Ring.

Furthermore, just to clarify the concept of edges being induced by a sequence, consider the sequence $\sigma_D = (T, F)$ where the user watched The Two Towers and then The Fellowship of the Ring.

$$f(\sigma_D) = f(T, F) = h((T, T), (F, F)) = 2$$

Notice that although sequences σ_C and σ_D contain the same movies, the order of σ_D means that the edge (F, T) is not induced, and thus, the value of the sequence is lower.

Remark As discussed by Mitrovic et al. [2018a], using a hypergraph H instead of a normal graph G allows us to encode more intricate relationships between the items. For example, in Figure 1e, the edges only encode pairwise relationships. However, there may be relationships between larger groups of items that we want to encode explicitly. For instance, if included, the value of a hyperedge (F, T, R) in Figure 1e would explicitly encode the value of watching The Fellowship of the Rings, followed by watching The Two Towers, and then concluding with The Return of the King.

3 Adaptive Sequence Submodular

Combining these concepts, we can introduce our novel framework of *adaptive sequence submodularity*. Again we start with a graph $G = (V, E)$.

As in adaptive set submodularity, the items $v \in V$ all have some (initially unknown) state $o \in O$. As a result, a sequence of vertices now not only induces a set of edges, but also a state $p \in P$ for each of these edges. The actual relationship between the states of the vertices and the states of edges is extremely flexible and can be adjusted for each application, but the key point is that a realization ϕ for the states of the vertices of some sequence yields a realization ϕ^E for the states of the edges induced by this sequence.

In regular sequence submodularity, the underlying assumption is that the value of a sequence of vertices is defined in terms of a submodular function on a set of edges. For a function f to be adaptive sequence submodular, it must be defined in terms of an adaptive set submodular function h . That is:

$$f(\sigma, \phi) = h(E(\sigma), \phi^E),$$

where $h : 2^E \times P^E \rightarrow \mathbb{R}_{\geq 0}$ is an adaptive set submodular function on the edges.

Analogously to adaptive set submodularity, a policy π is an algorithm that builds up a sequence of k vertices by seeing which states have been observed at each step, and deciding which vertex should be chosen and observed next. If $\sigma_{\pi, \phi}$ is the sequence returned by policy π under realization ϕ , then we write the expected value of π as

$$f_{\text{avg}}(\pi) = \mathbb{E}[f(\sigma_{\pi, \phi}, \phi)] = \mathbb{E}[h(E(\sigma_{\pi, \phi}), \phi^E)],$$

where again the expectation is taken over all possible realizations ϕ .

Figure 1f is designed to help clarify these concepts. It includes the same graph as Figure 1e, but now we can receive feedback from the user. If we recommend a movie and the user likes it, we put the corresponding vertex in state 1 (green in the image). Otherwise, we put the vertex in state 0 (red in the image). Vertices whose states are still unknown are denoted by a dotted black line.

One possible option is to define the state of each edge to be equal to the state of its start point. For example, in Figure 1f, the user accepted our recommendation and watched the Fellowship of the Ring, which puts edges (F, F) , (F, T) , and (F, R) in state 1 (green). She did not want to watch the Two Towers, so edges (T, T) and (T, R) are in state 0 (red), and we do not know the state for the Return of the King, so the state of (R, R) is also unknown. We call this partial realization ψ_1 for the vertices, and the induced partial realization for the edges ψ_1^E .

Suppose our function h counts all induced edges that are in state 1. Furthermore, let us simply assume that any unknown vertex is equally likely to be in state 0 or state 1. This means

that the self-loop (R, R) is also equally likely to be in either state 0 or state 1. Therefore, $\Delta((R, R) \mid \psi_1^E) = \frac{1}{2} \times 0 + \frac{1}{2} \times 1 = \frac{1}{2}$.

On the other hand, consider the edge (F, R) . Under ψ_1 , we know F is in state 1, which means (F, R) is also in state 1, and thus, $\Delta((F, R) \mid \psi_1^E) = 1$. However, if we consider a subrealization ψ_2 where we do not know the state of F , then it is equally likely to be in either state and $\Delta((F, R) \mid \psi_2^E) = \frac{1}{2} \times 0 + \frac{1}{2} \times 1 = \frac{1}{2}$. Therefore, even this simple function is not adaptive submodular. It is, however, γ -adaptive submodular with $\gamma = 0.5$.

3.1 γ -Adaptive Sequence Submodularity

We can easily extend the framework to γ -adaptive sequence submodularity by relaxing the function h to be γ -adaptive submodular. This is a strict generalization because setting $\gamma = 1$ gives us adaptive sequence submodularity.

This relaxation extends the framework to cover many more problems. In fact, both of the applications we consider in Section 5 will be using γ -adaptive sequence submodularity. It may be difficult to figure out which γ governs any given problem, but as we will see in the next section, our algorithm does not require any knowledge about γ to run.

Remark Notice that γ -adaptive sequence submodularity is a more general version of all the previously discussed settings. If we set $\gamma = 1$ and know the state of all vertices, we have non-adaptive sequence submodularity. If our graph only has self-loops, then we have γ -adaptive set submodularity. Lastly, if we have a graph with only self-loops, full knowledge of all states, and $\gamma = 1$, then we recover the original setting of non-adaptive set submodularity.

4 Algorithms and Theoretical Results

In this section, we introduce a policy with a constant factor approximation for the γ -adaptive sequence submodularity problem. As input, we take in a directed graph $G = (V, E)$, a γ -adaptive submodular function $h : 2^E \times P^E \rightarrow \mathbb{R}_{\geq 0}$ and cardinality constraint k .

Policy π starts with an empty sequence σ . We define ψ_σ to be the partial realization for the vertices in σ . In turn this gives us the partial realization ψ_σ^E for the induced edges.

At each step, we define the valid set of edges \mathcal{E} to be the edges whose endpoint is not already in σ . The main idea of our policy is that, at each step, we select the valid edge $e \in \mathcal{E}$ with the highest expected value $\Delta(e \mid \psi_\sigma^E)$. For each such edge, the endpoints that are not already in the sequence σ are concatenated (\oplus means concatenate) to the end of σ , and their states are observed (updating ψ_σ).

Theorem 1. *For adaptive monotone and γ -adaptive sequence submodular function f , the Adaptive Sequence Greedy policy π achieves*

$$f_{avg}(\pi) \geq \frac{\gamma}{2d_{in} + \gamma} \cdot f_{avg}(\pi^*),$$

where π^ is the policy with the highest expected value and d_{in} is the largest in-degree of our graph G .*

We can also extend our policy to general hypergraphs (see Algorithm 2 in Appendix B.3). Theorem 2 guarantees the performance of our proposed policy for hypergraphs. **Proofs for both theorems are given in Appendix B.**

Algorithm 1 Adaptive Sequence Greedy Policy π

```
1: Input: Directed graph  $G = (V, E)$ , function  $h : 2^E \times P^E \rightarrow \mathbb{R}_{\geq 0}$  and cardinality constraint  $k$ 
2: Let  $\sigma \leftarrow ()$ 
3: while  $|\sigma| \leq k - 2$  do
4:    $\mathcal{E} = \{e_{ij} \in E \mid v_j \notin \sigma\}$ 
5:   if  $\mathcal{E} \neq \emptyset$  then
6:      $e_{ij} = \arg \max_{e \in \mathcal{E}} \Delta(e \mid \psi_\sigma^E)$ 
7:     if  $v_i = v_j$  or  $v_i \in \sigma$  then
8:        $\sigma = \sigma \oplus v_j$  and observe state of  $v_j$ .
9:     else
10:       $\sigma = \sigma \oplus v_i \oplus v_j$  and observe states of  $v_i, v_j$ .
11:   else
12:     break.
13: Return  $\sigma$ 
```

Theorem 2. For adaptive monotone and γ -adaptive sequence submodular function f , the policy π' represented by Algorithm 2 achieves

$$f_{avg}(\pi') \geq \frac{\gamma}{rd_{in} + \gamma} \cdot f_{avg}(\pi^*),$$

where r is the size of the largest hyperedge in the input hypergraph.

Note that these results improve the theoretical guarantees of the non-adaptive Sequence-Greedy and Hyper Sequence-Greedy [Mitrovic et al., 2018a] by a factor of $\frac{e}{e-1}$.

5 Experimental Results

5.1 Amazon Product Recommendation

In this application, we consider the task of recommending products to users. In particular, we use the Amazon Video Games review dataset [McAuley et al., 2015], which contains 10,672 products, 24,303 users, and 231,780 confirmed purchases. We further focused on the products that had been purchased at least 50 times each, leaving us with a total of 958 unique products.

Although we are using a different dataset, the experimental set-up closely follows that of the movie recommendation task in Tschitschek et al. [2017] and Mitrovic et al. [2018a]. We first group and sort all the data so that each user u has an associated sequence σ_u of products that they have purchased. These user sequences are then randomly partitioned into a training set and a testing set.

Using the training set, we build a graph $G = (V, E)$, where V is the set of all products and E is the set of edges between these products. Each product $i \in V$ has a self-loop (i, i) , where the weight (denoted w_{ii}) is the fraction of users in the training set that purchased product v_i . Similarly, for each edge (i, j) , the corresponding weight w_{ij} is defined to be the conditional probability of purchasing product j given that the user has previously purchased product i .

For each sequence σ_u in the test set, we are given the first g products that user u purchased, and then we want to predict the next k products that she will purchase. After each product is recommended to the user, the state of the product is revealed to be 1 if the user has indeed

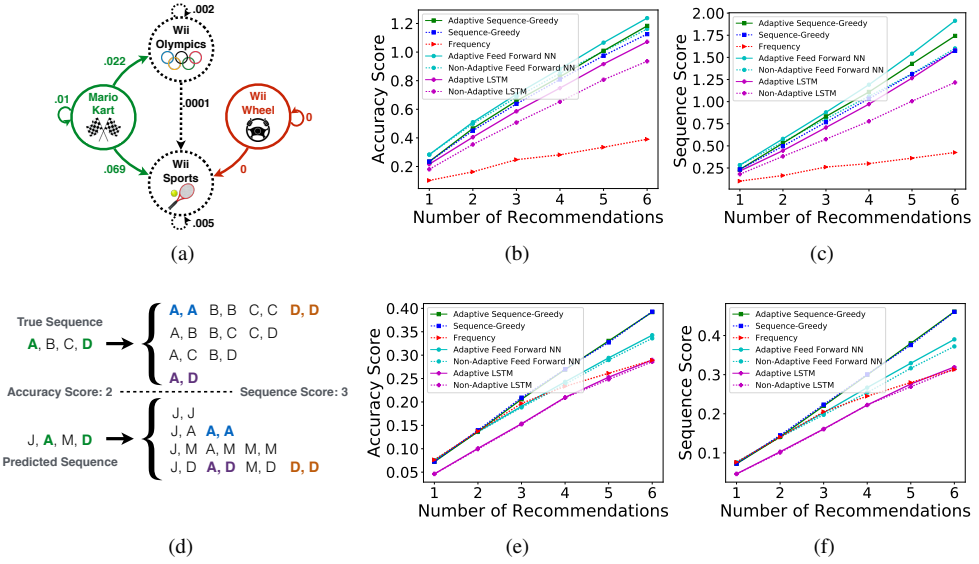


Figure 2: (a) shows a small subset of the underlying graph with states for a particular user. (b) and (c) show our results on the Amazon product recommendation task. In all these graphs, the number of given products g is 4. (d) gives an example illustrating the difference between the two performance measures. (e) and (f) show our results on the same task, but using only 1% of the available training to show that our algorithm outperforms deep learning-based approaches in data scarce environments.

purchased that product, and 0 otherwise. At the start, the g given products are known to be in state 1, while the states of the remaining products are initially unknown.

As described in Section 3, the states of the edges are determined by the states of the nodes. In this case, the state of each edge (i, j) is equal to the state of product i . The intuitive idea is that edge (i, j) encodes the value of purchasing product j after already having purchased product i . Therefore, if the user has definitely purchased product i (i.e., product i is in state 1), then they should receive the full value of w_{ij} . On the other hand, if she has definitely not purchased product i (i.e., product i is in state 0), then edge (i, j) provides no value. Lastly, if the state of product i is unknown, then the expected gain of edge (i, j) is discounted by w_{ii} , the value of the self-loop on i , which can be viewed as a simple estimate for the probability of the user purchasing product i . See Figure 2a for a small example.

We use a probabilistic coverage utility function as our monotone adaptive submodular function h . Mathematically,

$$h(E_1) = \sum_{j \in V} \left[1 - \prod_{(i,j) \in E_1} (1 - w_{ij}) \right],$$

where $E_1 \subseteq E$ is the subset of edges that are in state 1.

We compare the performance of our Adaptive Sequence Greedy policy against a number of baselines. We first compare against Sequence-Greedy from Mitrovic et al. [2018a], the existing sequence submodularity baseline, which essentially ignores states by assuming that the first g given products are in state 1 and all other products are in state 0. To give further context for our results, we compare against Frequency, a naive baseline that ignores sequences and states and

simply outputs the k most popular products.

We also compare against a set of typical deep-learning based approaches, in both the adaptive and non-adaptive setting. Both cases start with the same g given products as input, but in the adaptive version, we run k rounds where we recommend one product, receive the user’s feedback, update the input, and then repeat. On the other hand, in the non-adaptive version, we just run the original input through the network once and then output the k highest values in the output vector. See Appendix C for further technical details.

We use two different measures to judge the recommendations made by the various algorithms. The first is the **Accuracy Score**, which simply counts the number of recommended products that the user indeed ended up purchasing. While this is a sensible measure, it does not explicitly consider the order of the sequence. Therefore, we also consider the **Sequence Score**, which is a measure based on the Kendall-Tau distance [Kendall, 1938]. In short, this measure counts the number of ordered pairs that appear in both the predicted sequence and the true sequence. Figure 2d gives an example comparing the two measures.

Figures 2b and 2c show the performance of the various algorithms using the accuracy score and sequence score, respectively. The primary observation is that neural-network based approaches and the sequence-greedy based approaches all perform relatively similarly to each other, and significantly beat the naive Frequency baseline.

One interesting observation is that when we use the accuracy score in Fig. 2b, the non-adaptive feed-forward neural network slightly outperforms Adaptive Sequence-Greedy. On other hand, when we use the sequence score in Fig. 2c, the opposite is true, and Adaptive Sequence-Greedy is slightly better (particularly as we increase the number of recommendations). This might be explained by the fact Adaptive Sequence-Greedy explicitly considers the order of its output, while the non-adaptive feed-forward neural network does not. This explanation is further supported by the fact that the adaptive LSTM also performs more favorably when considering the sequence score.

Another observation from our experimental results, which fits the conventional wisdom, is that deep learning-based approaches can perform very well when there is a lot of data. However, when the data is scarce, we see that the Sequence-Greedy based approaches outperform the deep learning-based approaches. Figures 2e and 2f simulate a data-scarce environment by using only 1% of the available data as training data. In this case, the neural network-based scores end up closer to the naive Frequency baseline than to the Sequence-Greedy based approaches. Although LSTMs are generally considered better for time series data than vanilla feed-forward networks, we think it is the lack of data that causes them to perform poorly in our experiments.

Aside from competitive accuracy and sequence scores, the Adaptive Sequence-Greedy algorithm provides several advantages over the neural network-based approaches. From a theoretical perspective, the Adaptive Sequence-Greedy algorithm has provable guarantees on its performance, while little is known about the theoretical performance of neural networks. Furthermore, the decisions made by the Adaptive Sequence-Greedy algorithm are easily interpretable and understandable (it is just picking the edge with the highest expected value), while neural networks are generally a black-box. On a similar note, Adaptive Sequence Greedy may be preferable from an implementation perspective because it does not require any parameter tuning. It is also more robust to changing inputs in the sense that we can easily add another product and its associated edges to our graph, but adding another product to the neural network requires changing the entire input and output structure, and thus, generally necessitates retraining the entire network.

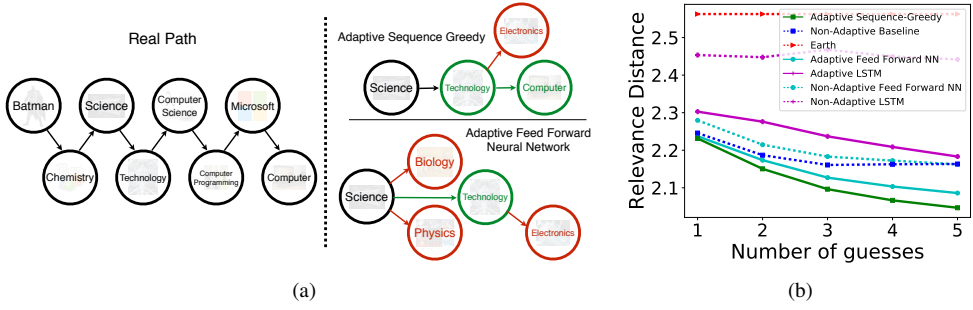


Figure 3: (a) The left side shows the real path that a user followed from *Batman* to *Computer*. Given the first three pages, the right side shows the path predicted by Adaptive Sequence Greedy versus a deep learning-based approach. Green shows correct guesses that were followed, while red shows incorrect guesses that were not pursued further. (b) shows the overall performance of the various approaches.

5.2 Wikipedia Link Prediction

In this second application, we consider users who are surfing through Wikipedia towards some target article. Given a sequence of articles the user has previously visited, we want to guide her to the page she is trying to reach. Since different pages have different valid links, the order of pages we visit is critical to this task. We use the Wikispeedia dataset [West et al., 2009], which consists of 51,138 completed search paths on a condensed version of Wikipedia that contains 4,604 pages and 119,882 links between them. We further condense the dataset to include only articles that have been visited at least 100 times, leaving us with 619 unique pages and 7,399 completed search paths.

In this case, we have $G = (V, E)$, where V is the set of all pages and E is the set of existing links between pages. Similarly to before, the weight w_{ij} of an edge $(i, j) \in E$ is the probability of moving to page j given that the user is currently at page i . In this case, there are no self-loops as we assume we can only move using links, and thus, we cannot jump to random pages.

Given the first $g = 3$ pages each user visited, we want to predict which page she is trying to reach by making a series of suggestions for which link to follow. We again define two states for the nodes: 1 if the user definitely visits this page and 0 if the user does *not* want to visit this page.

One natural idea for scoring each algorithm would be to look at the length of the shortest path between the predicted target and the true target. However, the problem with this metric is that all the popular pages have relatively short paths to most potential targets (primarily since they have so many available links to begin with). Hence, under this scoring, just choosing a popular page like “Earth” would be competitive with many more involved algorithms.

Instead, we define a measure we call the *Relevance Distance*. The relevance distance of a page i to a target page j is calculated by taking the average shortest path length to j across all neighboring pages of i . A lower distance indicates a higher relevance. For example, if our target page is *Computer Science*, both *Earth* \rightarrow *Earth Science* \rightarrow *Computer Science* and *University* \rightarrow *Education* \rightarrow *Computer Science* have a shortest path of length 2. However, the relevance distance of *Earth* to *Computer Science* is 2.68, while the relevance distance of *University* to *Computer Science* is 2.41, which fits better with the intuition that *University* is logically closer to *Computer Science*.

In terms of baseline comparisons, it is important to note that the original Sequence-Greedy

algorithm cannot be applied properly to this task. This is because the Sequence-Greedy algorithm is free to choose any edge in the underlying graph, so there is no way to force the algorithm to pick a link that is connected to the user’s current page. On the other hand, with Adaptive Sequence-Greedy, we can use the states to penalize invalid edges, and thus, force the algorithm to select only links connected to the user’s current page. As a replacement, our Non-Adaptive Baseline will simply follow the highest probability link from the current page at each step. We also compare again the Adaptive Sequence-Greedy algorithm against a set of deep-learning based approaches. In this case, the non-adaptive neural network will move to the next page without waiting for feedback, while the adaptive neural network will only update if its guess is correct (and otherwise will just try the next highest value prediction from the same page). Finally, for our naive baseline, we use the aforementioned strategy of always guessing *Earth*.

Figure 3a shows an example of predicted paths, while Figure 3b shows our quantitative results. The main observation here is that the Adaptive Sequence Greedy algorithm actually outperforms all deep-learning based approaches. The main reason for this discrepancy is likely a lack of data as we have 619 pages to choose from and only 7,399 completed search paths. This lack of data is particularly damaging for the non-adaptive LSTM. The relevance scores for adaptive algorithms are all non-increasing as they only “accept” correct guesses, which explains why the adaptive LSTM does not perform as poorly as its non-adaptive counterpart.

6 Conclusion

In this paper we introduced the framework of adaptive sequence submodularity, and presented Adaptive Sequence-Greedy—a general policy for optimizing γ -adaptive sequence submodular functions. It is important to note that these properties represent increasingly general settings. In other words, our solution for the γ -adaptive sequence submodular setting implies a solution for the adaptive sequence submodular setting (i.e., when $\gamma = 1$), which in turn implies a solution for the sequence submodular setting (i.e., when the state of all items is known), which implies a solution for normal set submodularity (i.e., when the underlying graph contains only self-loops).

In addition to providing a provable theoretical guarantee for our algorithm, we evaluated its performance on an Amazon product recommendation task and a Wikipedia link prediction task. Not only does our Adaptive Sequence-Greedy policy exhibit comparable performance to the state-of-the-art, but it also provides several notable advantages, including interpretability, ease of implementation, and robustness against both data scarcity and input adjustments.

Acknowledgement Moran Feldman was supported by ISF grant number 1357/16.

References

- Saeed Alaei and Azarakhsh Malekian. Maximizing sequence-submodular functions and its application to online advertising. *arXiv preprint arXiv:1009.4153*, 2010.
- Francis Bach. Submodular functions: from discrete to continuous domains. *arXiv preprint arXiv:1511.00394*, 2015.
- Ashwin Badanidiyuru, Baharan Mirzasoleiman, Amin Karbasi, and Andreas Krause. Streaming submodular maximization: Massive data summarization on the fly. In *KDD*, 2014.
- Rafael Barbosa, Alina Ene, Huy Nguyen, and Justin Ward. The power of randomization: Distributed submodular maximization on massive datasets. In *ICML*, 2015.

- Ilija Bogunovic, Slobodan Mitrovic, Jonathan Scarlett, and Volkan Cevher. Robust submodular maximization: A non-uniform partitioning approach. *ICML*, 2017.
- Niv Buchbinder, Moran Feldman, and Roy Schwartz. Online submodular maximization with preemption. In *SODA*, 2015.
- Amit Chakrabarti and Sagar Kale. Submodular maximization meets streaming: Matchings, matroids, and more. *IPCO*, 2014.
- Yuxin Chen and Andreas Krause. Near-optimal batch mode active learning and adaptive submodular optimization. In *ICML*, 2013.
- Abhimanyu Das and David Kempe. Submodular meets Spectral: Greedy Algorithms for Subset Selection, Sparse Approximation and Dictionary Selection. In *International Conference on Machine Learning*, pages 1057–1064, 2011.
- Ethan Elenberg, Alexandros Dimakis, Moran Feldman, and Amin Karbasi. Streaming weak submodularity: Interpreting neural networks on the fly. *NeurIPS*, 2018.
- Moran Feldman, Amin Karbasi, and Ehsan Kazemi. Do Less, Get More: Streaming Submodular Maximization with Subsampling. In *Advances in Neural Information Processing Systems (NeurIPS)*, pages 730–740, 2018.
- Victor Gabillon, Branislav Kveton, Zheng Wen, Brian Eriksson, and S. Muthukrishnan. Adaptive submodular maximization in bandit settings. In *NeurIPS*, 2013.
- Daniel Golovin and Andreas Krause. Adaptive submodularity: Theory and applications in active learning and stochastic optimization. *Journal of Artificial Intelligence Research*, 42:427–486, 2011.
- Manuel Gomez Rodriguez, Jure Leskovec, and Andreas Krause. Inferring networks of diffusion and influence. In *KDD*, 2010.
- Alkis Gotovos, Amin Karbasi, and Andreas Krause. Non-monotone adaptive submodular maximization. In *IJCAI*, 2015.
- Ehsan Kazemi, Morteza Zadimoghaddam, and Amin Karbasi. Scalable deletion-robust submodular maximization: Data summarization with privacy and fairness constraints. *ICML*, 2018.
- David Kempe, Jon Kleinberg, and Éva Tardos. Maximizing the spread of influence through a social network. In *KDD*, 2003.
- Maurice Kendall. A new measure of rank correlation. *Biometrika*, 30(1/2):81–93, 1938.
- Katrin Kirchhoff and Jeff Bilmes. Submodularity for data selection in statistical machine translation. In *EMNLP*, 2014.
- A. Krause, A. Singh, and C. Guestrin. Near-optimal sensor placements in Gaussian processes: Theory, efficient algorithms and empirical studies. In *Journal of Machine Learning Research*, volume 9, 2008a.
- Andreas Krause and Ryan G Gomes. Budgeted nonparametric learning from data streams. In *ICML*, 2010.

- Andreas Krause and Carlos Guestrin. Near-optimal nonmyopic value of information in graphical models. In *UAI*, 2005.
- Andreas Krause, H Brendan McMahon, Carlos Guestrin, and Anupam Gupta. Robust submodular observation selection. *Journal of Machine Learning Research*, 2008b.
- Ravi Kumar, Benjamin Moseley, Sergei Vassilvitskii, and Andrea Vattani. Fast greedy algorithms in mapreduce and streaming. In *SPAA*, 2013.
- Pan Li and Olga Milenkovic. Inhomogeneous hypergraph clustering with applications. *NeurIPS*, 2017.
- Hui Lin and Jeff Bilmes. A class of submodular functions for document summarization. In *ACL*, 2011.
- J. McAuley, C. Targett, J. Shi, and A. van den Hengel. Image-based recommendations on styles and substitutes. In *SIGIR*, 2015.
- Vahab Mirrokni and Morteza Zadimoghaddam. Randomized composable core-sets for distributed submodular maximization. In *STOC*, 2015.
- Baharan Mirzasoleiman, Amin Karbasi, Rik Sarkar, and Andreas Krause. Distributed submodular maximization: Identifying representative elements in massive data. In *NeurIPS*, 2013.
- Marko Mitrovic, Moran Feldman, Andreas Krause, and Amin Karbasi. Submodularity on hypergraphs: From sets to sequences. *AISTATS*, 2018a.
- Marko Mitrovic, Ehsan Kazemi, Morteza Zadimoghaddam, and Amin Karbasi. Data summarization at scale: A two-stage submodular approach. In *ICML*, 2018b.
- George L. Nemhauser, Laurence A. Wolsey, and Marshall L. Fisher. An analysis of approximations for maximizing submodular set functions - I. *Mathematical Programming*, 1978.
- Adish Singla, Ilija Bogunovic, Gábor Bartók, Amin Karbasi, and Andreas Krause. Near-optimally teaching the crowd to classify. In *ICML*, 2014.
- Sebastian Tschiatschek, Adish Singla, and Andreas Krause. Selecting sequences of items via submodular maximization. In *AAAI*, 2017.
- Vasileios Tzoumas, Konstantinos Gatsis, Ali Jadbabaie, and George J. Pappas. Resilient monotone submodular function maximization. *CDC*, 2017.
- Robert West, Joelle Pineau, and Doina Precup. An online game for inferring semantic distances between concepts. In *IJCAI*, 2009.
- Laurence A. Wolsey. An analysis of the greedy algorithm for the submodular set covering problem. *Combinatorica*, 1982.
- Yisong Yue and Carlos Guestrin. Linear submodular bandits and its application to diversified retrieval. In *NeurIPS*, 2011.
- Zhenliang Zhang, Edwin K. P. Chong, Ali Pezeshki, and William Moran. String submodular functions with curvature constraints. *IEEE Transactions on Automatic Control*, 61(3):601–616, 2016.

A Table of Notations

Table 1

Ω	Ground set of elements.
$e \in \Omega$	An individual element from Ω .
ϕ	A realization, i.e., a function from elements to states.
ψ	A partial realization to encoding the current set of observations.
$\text{dom}(\psi)$	Domain of a partial realization ψ is defined as $\text{dom}(\psi) = \{e : \exists o \text{ s.t. } (o, e) \in \psi\}$.
Φ, Ψ	A random realization and a random partial realization, respectively.
\sim	For a realization ϕ and a partial realization ψ we have: $\phi \sim \psi$ means $\psi(e) = \phi(e)$ for all $e \in \text{dom}(\psi)$.
$p(\phi)$	The probability distribution on realizations.
$p(\phi \mid \psi)$	The conditional distribution on realizations: $p(\phi \mid \psi) \triangleq \Pr[\Phi = \phi \mid \Phi \sim \psi]$.
π	A policy, which maps partial realizations to items.
$E(\pi, \phi)$	The set of all edges induced by π when run under realization ϕ .
h	An objective function of type $h : 2^\Omega \times O^\Omega \rightarrow \mathbb{R}_{\geq 0}$.
$\Delta(e \mid \psi)$	The conditional expected marginal benefit of e conditioned on ψ .
k	Budget on the number of selected items.

B Proofs

In this section, we prove Theorems 1 and 2. Towards this goal, we first state some necessary definitions and notations, and present a few results regarding γ -adaptive submodular functions.

B.1 γ -Adaptive Sequence Submodular

Notation The random variable Φ denotes a random realization with respect to the distribution $p(\Phi = \phi)$. For a set A , its partial realization (i.e., items in A and their corresponding states) is shown by $\psi_A = \{(e, o(e)) \mid e \in A\}$. For a partial realization ψ , we define $\text{dom}(\psi) = \{e : \exists o \text{ s.t. } (o, e) \in \psi\}$. We use Ψ_A to denote a random partial realization over a set A . Note that the distribution of random variable Ψ_A is uniquely defined by the distribution of random variable Φ . A partial realization ψ is consistent with a realization ϕ (we write $\phi \sim \psi$) if they are equal, i.e., they are in the same state, everywhere in the domain of ψ . For the ease of notation, we define $h(\psi) \triangleq h(\text{dom}(\psi), O(\psi))$. We also define $h_{avg}(A) \triangleq \mathbb{E}_\Phi(h(A)) \triangleq \mathbb{E}_\Phi[h(\Phi_A)]$ which is the expected utility of set A (and states of its elements) over all possible realizations of A under the probability distribution $p(\Phi = \phi)$. We define $\Delta(e \mid \psi) = \mathbb{E}_{\Phi \sim \psi}[h(\Psi_{\{e\}} + \psi) - h(\psi)]$ which is the conditional expected marginal benefit of item e conditioned on having observed the subrealization ψ . Note that the random variable Ψ_e is the state of item e with respect to the probability distribution $p(\Phi = \phi \mid \Phi \sim \psi)$. Similarly, we define $\Delta(A \mid \psi) = \mathbb{E}_{\Phi \sim \psi}[h(\Psi_A + \psi) - h(\psi)]$ which is the expected marginal gain of set A to the partial realization ψ . Assume $E(\pi_\phi)$ is the set of edges induced by the set of items policy π selects under the realization ϕ . The expected utility of policy π is defined as $f_{avg}(\pi) \triangleq h_{avg}(E(\pi)) = \mathbb{E}_\Phi[h(E(\pi_\Phi))]$, where the expectation is taken with respect to $p(\Phi = \phi)$. For a list of all the notations used in the paper refer to Table 1 in Appendix A.

Next, we restate the definition for adaptive monotone and γ -adaptive submodular functions.

Definition 1 (Adaptive Monotonicity [Golovin and Krause, 2011]). A function $h : 2^\Omega \times O^\Omega \rightarrow \mathbb{R}_{\geq 0}$ is *adaptive monotone with respect to distribution $p(\phi)$* if the conditional expected marginal benefit of any item is non-negative, i.e., for all realization ψ in the support of $p(\phi)$ and all $e \in \Omega$ we have

$$\Delta(e \mid \psi) \geq 0.$$

Definition 2 (γ -Adaptive Submodular). A function $h : 2^\Omega \times O^\Omega \rightarrow \mathbb{R}_{\geq 0}$ is *weakly adaptive submodular with parameter γ with respect to distribution $p(\phi)$* if for all ψ and ψ' such that ψ is a sub-realization of ψ' , i.e., $\psi \subseteq \psi'$, and for all $e \in \Omega \setminus \text{dom}(\psi')$, we have

$$\Delta(e \mid \psi) \geq \gamma \cdot \Delta(e \mid \psi').$$

Definition 2 is generalizes of the adaptive submodularity concept Golovin and Krause [2011].

Next, we state a few useful claims regarding γ -adaptive submodular functions.

Lemma 1. For all ψ and ψ' such that ψ is a sub-realization of ψ' , i.e., $\psi \subseteq \psi'$, and for every set $A \subseteq \Omega \setminus \text{dom}(\psi')$, we have

$$\Delta(A \mid \psi') \leq \frac{1}{\gamma} \cdot \sum_{e \in A} \Delta(e \mid \psi') \text{ and } \Delta(A \mid \psi') \leq \frac{1}{\gamma} \cdot \sum_{e \in A} \Delta(e \mid \psi). \quad (1)$$

Proof. Note that the first inequality of the lemma is a special case of the second one obtained for $\psi = \psi'$. Thus, we only prove the second inequality, which we do using induction on the size of A . The lemma is true for $|A| = 1$ from the definition of γ -adaptive submodularity and the fact that $\gamma > 0$. Assume now that the lemma is true for $|A| = \ell$, and consider a set $A + e$ of size $\ell + 1$.¹ Then, we have

$$\begin{aligned} \Delta(A + e \mid \psi') &= \Delta(A \mid \psi') + \sum \Pr[\Psi_A = \psi'' \mid \Phi \sim \psi'] \cdot \Delta(e \mid \psi' + \psi'') \\ &\leq \frac{1}{\gamma} \cdot \sum_{e' \in A} \Delta(e' \mid \psi) + \frac{1}{\gamma} \cdot \Delta(e \mid \psi) = \frac{1}{\gamma} \cdot \sum_{e' \in A+e} \Delta(e' \mid \psi), \end{aligned}$$

where the sum after the first equality is over all possible sub-realizations of the set A whose probability to happen conditioned on ψ' is positive. The inequality follows from the induction assumption and the definition of γ -adaptive submodularity. \square

Lemma 2. For all ψ and $A \subseteq B \subseteq \Omega \setminus \text{dom}(\psi)$, we have

$$\Delta(B \mid \psi) - \Delta(A \mid \psi) \leq \frac{1}{\gamma} \cdot \sum_{e \in B \setminus A} \Delta(e \mid \psi).$$

Proof. We have

$$\begin{aligned} &\Delta(B \mid \psi) - \Delta(A \mid \psi) \\ &= \sum \Pr[\Psi_A = \psi' \mid \Phi \sim \psi] \\ &\quad \cdot \sum \Pr[\Psi_{B \setminus A} = \psi'' \mid \Phi \sim \psi + \psi'] \cdot (h_{avg}(\psi + \psi' + \psi'') - h_{avg}(\psi + \psi')) \\ &= \sum \Pr[\Psi_A = \psi' \mid \Phi \sim \psi] \cdot \Delta(B \setminus A \mid \psi + \psi') \leq \frac{1}{\gamma} \cdot \sum_{e \in B \setminus A} \Delta(e \mid \psi), \end{aligned}$$

where the inequality is derived from Lemma 1 and the fact that $\sum \Pr[\Psi_A = \psi' \mid \Phi \sim \psi] = 1$. \square

¹We use $A + e$ as a shorthand for $A \cup \{e\}$.

Corollary 1. For all ψ , $e^* = \arg \max_{e \in \Omega} \Delta(e \mid \psi)$ and two random subsets $A \subseteq B \subseteq \Omega \setminus \text{dom}(\psi)$ whose randomness might depend on the realization, we have

$$\mathbb{E}[\Delta(B \mid \psi) - \Delta(A \mid \psi) \mid \Phi \sim \psi] \leq \frac{\mathbb{E}[|B \setminus A| \mid \Phi \sim \psi]}{\gamma} \cdot \Delta(e^* \mid \psi).$$

Proof. By taking expectation over the guarantee of Lemma 2, we get

$$\begin{aligned} \mathbb{E}[\Delta(B \mid \psi) - \Delta(A \mid \psi) \mid \Phi \sim \psi] &\leq \frac{1}{\gamma} \cdot \mathbb{E} \left[\sum_{e \in B \setminus A} \Delta(e \mid \psi) \mid \Phi \sim \psi \right] \\ &\leq \frac{1}{\gamma} \cdot \mathbb{E} \left[\sum_{e \in B \setminus A} \Delta(e^* \mid \psi) \mid \Phi \sim \psi \right] = \frac{\mathbb{E}[|B \setminus A| \mid \Phi \sim \psi]}{\gamma} \cdot \Delta(e^* \mid \psi), \end{aligned}$$

where the second inequality follows from the fact that e^* is the element with the largest expected gain. \square

The following observation is an immediate consequence of Definition 1.

Observation 1. For any two (possibly random) subsets $A \subseteq B \subseteq \Omega$, we have

$$\mathbb{E}_\Phi(h(A)) \leq \mathbb{E}_\Phi(h(B)).$$

Lemma 3. Assume h is adaptive monotone and γ -adaptive submodular with respect to the distribution $p(\phi)$, and π is a greedy policy which picks the item with the largest expected marginal gain at each step, then for all policies π^* we have

$$h_{\text{avg}}(\pi) \geq (1 - e^{-1/\gamma}) \cdot h_{\text{avg}}(\pi^*).$$

Proof. The proof of this lemma follows the same line of argument as the proof of [Golovin and Krause, 2011, Theorem 5]. \square

B.2 Proof of Theorem 1

In this section, we assume the function h is γ -adaptive submodular and monotone adaptive submodular. We provide algorithms with constant factor approximations for adaptive sequence maximization. Assume π^* is the optimal policy. It means π^* maximizes the expected gain over the distribution Φ .

Let $\ell = \lceil k/2 \rceil$. For every $0 \leq s \leq \ell$, let π_s be the set of items picked by the greedy policy π after s iterations (if the algorithm does not make that many iterations because the set \mathcal{E} became empty at some earlier point, then we assume for the sake of the proof that the algorithm continues to make dummy iterations after the point in which \mathcal{E} becomes empty, and in the dummy iterations it picks no items). The observed partial realization of edges after s iterations of the algorithm is represented by ψ_s . The random variable representing ψ_s is Ψ_s . We define $f_{\text{avg}}(\pi_s) \triangleq h_{\text{avg}}(E(\pi_s))$, i.e., it is the expected value of items picked by the greedy policy π after s iterations. For every $1 \leq s \leq \ell$, we also denote by e_s and \mathcal{E}_s the values assigned to the variables e_{ij} and \mathcal{E} , respectively, at iteration number s . Finally, we assume e_s is a dummy arc with zero marginal contribution to h if iteration number s is a dummy iteration (i.e., the algorithm makes in reality less than s iterations).

Observation 2. For every $0 \leq s_1 \leq s_2 \leq \ell$, conditioned on the partial realization ψ_{s_1} , i.e., the policy has already made its first s_1 iterations, we have $\mathcal{E}_{s_1} \supseteq \mathcal{E}_{s_2}$ and $E(\pi_{s_1}) \subseteq E(\pi_{s_2})$.

Proof. Both properties guaranteed by the observation follow from the fact that: for all possible realization $\phi \sim \psi_{s_1}$, we have that π_{s_1} is a (possibly trivial) prefix of π_{s_2} . \square

Lemma 4. For every $1 \leq s \leq \ell$, $f_{avg}(\pi_s) - f_{avg}(\pi_{s-1}) \geq \mathbb{E}_{\Psi_{s-1}}[\Delta(e_s \mid \Psi_{s-1})]$.

Proof. Consider a fixed sub-realization ψ_{s-1} . If e_s is a dummy arc, then $\pi_s = \pi_{s-1}$, and the observation is trivial. Otherwise, notice that the membership of e_s in \mathcal{E}_{s-1} guarantees that it does not belong to $E(\pi_{s-1}) = \text{dom}(\psi_{s-1})$, but does belong to $E(\sigma_s)$. Together with the fact that $E(\pi_{s-1}) \subseteq E(\pi_s)$ by Observation 2, we get $E(\pi_{s-1}) + e_s \subseteq E(\pi_s)$; which implies, by the adaptive monotonicity of h ,

$$\begin{aligned} f_{avg}(\pi_s) - f(\pi_{s-1}) &= \mathbb{E}_{\Phi \sim \psi_{s-1}}[f_{avg}(\pi_s)] - h(\psi_{s-1}) \\ &\geq \mathbb{E}_{\Phi \sim \psi_{s-1}}[h(\psi_{s-1} + e_s)] - h(\psi_{s-1}) = \Delta(e_s \mid \psi_{s-1}). \end{aligned} \quad \square$$

Note that we condition on the fact that the first $s-1$ steps of the policy π are performed, therefore we have $f_{avg}(\pi_{s-1}) = h(\psi_{s-1})$. By taking expectation over all the possible realizations of the random variable Ψ_{s-1} the lemma is proven.

Lemma 5. Conditioned on any arbitrary partial realization ψ , we have $\mathbb{E}_{\Phi \sim \psi}[|E(\pi^*)|] \leq (k-1)d_{\text{in}}$.

Proof. The optimal policy under each realization of the random variable Φ chooses at most k items. Each one of these k items (except the first one) will have at most d_{in} incoming edges. Therefore, the expected number of edges is at most $(k-1)d_{\text{in}}$. \square

Lemma 6. For every $1 \leq s \leq \ell$, we have

$$\begin{aligned} &\mathbb{E}_{\Phi}[h((E(\pi^*) \cap \mathcal{E}_{s-1}) \cup E(\pi_{s-1})))] \\ &\leq \mathbb{E}_{\Phi}[h((E(\pi^*) \cap \mathcal{E}_s) \cup E(\pi_s))] + \frac{1}{\gamma} \cdot \mathbb{E}_{\Phi}[|E(\pi^*) \cap (\mathcal{E}_{s-1} \setminus \mathcal{E}_s)| \cdot \Delta(e_s \mid E(\pi_{s-1}))]. \end{aligned}$$

Note that the expectation is taken over all the possible realizations of the random variable Φ .

Proof. The lemma follows by combining the two inequalities of Eq. (2) and Eq. (3).

$$\begin{aligned} &\mathbb{E}_{\Phi}[\Delta(E(\pi^*) \cap \mathcal{E}_{s-1} \mid E(\pi_{s-1}))] - \mathbb{E}_{\Phi}[\Delta(E(\pi^*) \cap \mathcal{E}_s \mid E(\pi_{s-1}))] \tag{2} \\ &= \sum \Pr[\Psi_{s-1} = \psi_{s-1}] \cdot [\mathbb{E}_{\Phi \sim \psi_{s-1}}[\Delta(E(\pi^*) \cap \mathcal{E}_{s-1} \mid \psi_{s-1}) - \Delta(E(\pi^*) \cap \mathcal{E}_s \mid \psi_{s-1})]] \\ &\stackrel{(a)}{\leq} \frac{1}{\gamma} \sum \Pr[\Psi_{s-1} = \psi_{s-1}] \cdot \mathbb{E}_{\Phi \sim \psi_{s-1}}[|E(\pi^*) \cap (\mathcal{E}_{s-1} \setminus \mathcal{E}_s)| \cdot \Delta(e_s \mid \psi_{s-1})] \\ &= \frac{1}{\gamma} \cdot \mathbb{E}_{\Phi}[|E(\pi^*) \cap (\mathcal{E}_{s-1} \setminus \mathcal{E}_s)| \cdot \Delta(e_s \mid E(\pi_{s-1}))]. \end{aligned}$$

To see why inequality (a) is true, note that for every given sub realization ψ_{s-1} we have: (i) if e_s is a dummy edge, then $(E(\pi^*) \cap \mathcal{E}_{s-1}) \cup E(\pi_{s-1}) = (E(\pi^*) \cap \mathcal{E}_s) \cup E(\pi_s)$, which makes (a) trivial, or (ii) when e_s is not dummy, (a) results from Corollary 1.

$$\begin{aligned}
& \mathbb{E}_\Phi[h((E(\pi^*) \cap \mathcal{E}_{s-1}) \cup E(\pi_{s-1}))] - \mathbb{E}_\Phi[h((E(\pi^*) \cap \mathcal{E}_s) \cup E(\pi_s))] \\
& \leq \mathbb{E}_\Phi[h((E(\pi^*) \cap \mathcal{E}_{s-1}) \cup E(\pi_{s-1}))] - \mathbb{E}_\Phi[h((E(\pi^*) \cap \mathcal{E}_s) \cup E(\pi_{s-1}))] \\
& = \sum \Pr[\Psi_{s-1} = \psi_{s-1}] \cdot \mathbb{E}_{\Phi \sim \psi_{s-1}}[h((E(\pi^*) \cap \mathcal{E}_{s-1}) \cup \psi_{s-1}) - h(E(\pi^*) \cap \mathcal{E}_s) \cup \psi_{s-1})] \\
& = \sum \Pr[\Psi_{s-1} = \psi_{s-1}] \cdot \mathbb{E}_{\Phi \sim \psi_{s-1}}[\Delta((E(\pi^*) \cap \mathcal{E}_{s-1}) \mid \psi_{s-1}) - \Delta(E(\pi^*) \cap \mathcal{E}_s) \mid \psi_{s-1})] \\
& = \mathbb{E}_\Phi[\Delta(E(\pi^*) \cap \mathcal{E}_{s-1} \mid E(\pi_{s-1}))] - \mathbb{E}_\Phi[\Delta(E(\pi^*) \cap \mathcal{E}_s \mid E(\pi_{s-1}))]. \quad \square
\end{aligned}$$

Lemma 7. $\mathbb{E}_\Phi[h((E(\pi^*) \cap \mathcal{E}_\ell) \cup E(\pi_\ell))] \leq \frac{1}{\gamma} \cdot \mathbb{E}_\Phi[|E(\pi^*) \cap \mathcal{E}_\ell| \cdot \Delta(e_\ell \mid \Psi_{\ell-1})] + f_{avg}(\pi_\ell).$

Proof. We have

$$\begin{aligned}
& \mathbb{E}_\Phi[h((E(\pi^*) \cap \mathcal{E}_\ell) \cup E(\pi_\ell)) - h(\pi_\ell)] \\
& = \sum \Pr[\Psi_\ell = \psi_\ell] \cdot \mathbb{E}_{\Phi \sim \psi_\ell}[h(E(\pi^*) \cap \mathcal{E}_\ell) \cup \psi_\ell - h(\psi_\ell)] \\
& \stackrel{(a)}{\leq} \frac{1}{\gamma} \sum \Pr[\Psi_\ell = \psi_\ell] \cdot \mathbb{E}_{\Phi \sim \psi_\ell}[|E(\pi^*) \cap \mathcal{E}_\ell| \cdot \Delta(e_\ell \mid \psi_{\ell-1})] = \frac{1}{\gamma} \cdot \mathbb{E}_\Phi[|E(\pi^*) \cap \mathcal{E}_\ell| \cdot \Delta(e_\ell \mid \Psi_{\ell-1})].
\end{aligned}$$

To see why inequality (a) is true, note that for every given sub realization ψ_ℓ we have: (i) if e_ℓ is a dummy edge, then $\mathcal{E}_\ell = \emptyset$, which makes inequality (a) trivial, and (ii) if e_ℓ is not a dummy edge then we conclude inequality (a) from Lemma 1.

The lemma follows by combining this inequality with the observation that $f_{avg}(\pi_\ell) = \mathbb{E}_\Phi[h(\pi_\ell)]$. \square

To combine the last two lemmata, we need the following observation.

Observation 3. For every $2 \leq s \leq \ell$, $\mathbb{E}_\Phi[\Delta(e_{s-1} \mid E(\pi_{s-2}))] \geq \gamma \cdot \mathbb{E}_\Phi[\Delta(e_s \mid E(\pi_{s-1}))]$.

We are now ready to prove Theorem 1.

Proof of Theorem 1. Combining Lemmata 6 and 7, we get

$$\begin{aligned}
f_{avg}(\pi^*) - f_{avg}(\pi_\ell) &= \mathbb{E}_\Phi[h((E(\pi^*) \cap \mathcal{E}_1) \cup E(\pi_0))] - f_{avg}(\pi_\ell) \\
&\leq \frac{1}{\gamma} \cdot \sum_{s=1}^{\ell} \mathbb{E}_\Phi[|E(\pi^*) \cap (\mathcal{E}_{s-1} \setminus \mathcal{E}_s)| \cdot \Delta(e_s \mid E(\pi_{s-1}))] + \mathbb{E}_\Phi[\Delta((E(\pi^*) \cap \mathcal{E}_s) \cup E(\pi_s))] - f_{avg}(\pi_\ell) \\
&\leq \frac{1}{\gamma} \sum_{s=1}^{\ell} \mathbb{E}_\Phi[|E(\pi^*) \cap (\mathcal{E}_{s-1} \setminus \mathcal{E}_s)| \cdot \Delta(e_s \mid E(\pi_{s-1}))] + \frac{1}{\gamma} \cdot \mathbb{E}_\Phi[|E(\pi^*) \cap \mathcal{E}_\ell| \cdot \Delta(e_\ell \mid \Psi_{\ell-1})] \\
&= \frac{1}{\gamma} \cdot \sum_{s=1}^{\ell-1} \mathbb{E}_\Phi[|E(\pi^*) \cap (\mathcal{E}_0 \setminus \mathcal{E}_s)| \cdot [\Delta(e_s \mid E(\pi_{s-1})) - \Delta(e_{s+1} \mid E(\pi_s))]] \\
&\quad + \frac{1}{\gamma} \cdot \mathbb{E}_\Phi[|E(\pi^*) \cap \mathcal{E}_0| \cdot \Delta(e_\ell \mid E(\pi_{\ell-1}))], \quad (4)
\end{aligned}$$

where the first equality holds since the fact that σ_0 is an empty sequence implies $E(\sigma_0) = \emptyset$ and $\mathcal{E}_0 = E$, and the second equality holds since $\mathcal{E}_s \subseteq \mathcal{E}_{s-1}$ by Observation 2 for every $1 \leq s \leq \ell$. We now observe that for every $1 \leq s \leq \ell$, π_s contains at most $2s$ vertices. Since each one of these vertices can be the end point of at most d_{in} arcs, we get

$$|E(\sigma^*) \cap (\mathcal{E}_0 \setminus \mathcal{E}_s)| \leq |\mathcal{E}_0 \setminus \mathcal{E}_s| \leq 2sd_{in}$$

Additionally, by Lemma 5,

$$|E(\sigma^*) \cap \mathcal{E}_0| \leq |E(\sigma^*)| \leq (k-1)d_{\text{in}} \leq 2\ell d_{\text{in}}.$$

Plugging the last two inequalities into Inequality (4) yields

$$\begin{aligned} f_{\text{avg}}(\pi^*) - f_{\text{avg}}(\pi_\ell) &\leq \sum_{s=1}^{\ell-1} \frac{2sd_{\text{in}}}{\gamma} \cdot \mathbb{E}_\Phi[\Delta(e_s \mid E(\pi_{s-1})) - \Delta(e_{s+1} \mid E(\pi_s))] + \frac{2\ell d_{\text{in}}}{\gamma} \cdot \mathbb{E}_\Phi[\Delta(e_\ell \mid E(\sigma_{\ell-1}))] \\ &= \sum_{s=1}^{\ell} \frac{2d_{\text{in}}}{\gamma} \cdot \mathbb{E}_\Phi[\Delta(e_s \mid E(\pi_{s-1}))] \leq \frac{2d_{\text{in}}}{\gamma} \cdot \sum_{s=1}^{\ell} [f_{\text{avg}}(\pi_s) - f_{\text{avg}}(\pi_{s-1})] \\ &= \frac{2d_{\text{in}}}{\gamma} \cdot [f_{\text{avg}}(\pi_\ell) - f_{\text{avg}}(\pi_0)] \leq \frac{2d_{\text{in}}}{\gamma} \cdot f_{\text{avg}}(\pi_\ell), \end{aligned}$$

where the second inequality holds due to Lemma 4 and the last inequality follows from the non-negativity of f . Rearranging the last inequality, we get

$$f_{\text{avg}}(\pi_\ell) \geq \frac{\gamma}{2d_{\text{in}} + \gamma} \cdot f_{\text{avg}}(\pi^*),$$

which implies the theorem since $f_{\text{avg}}(\pi_\ell)$ is a lower bound on the expected value of the output sequence of Algorithm 1 because σ_ℓ is always a prefix of this sequence. \square

B.3 Proof of Theorem 2

In this section, we prove Theorem 2 which guarantees the performance of our proposed policy for γ -adaptive sequence submodular functions applied to hypergraphs.

Algorithm 2 Adaptive Hyper Sequence Greedy

```

1: Require: Directed hypergraph  $H(V, E)$ ,  $\gamma$ -adaptive and adaptive-monotone function  $h : 2^E \times O^E \rightarrow \mathbb{R}_{\geq 0}$  and cardinality parameter  $k$ 
2: Let  $\sigma \leftarrow ()$ 
3: while  $|\sigma| \leq k - r$  do
4:    $\mathcal{E} = \{e \in E \mid \sigma \cap V(e) \text{ is a prefix of } e\}$ 
5:   if  $\mathcal{E} \neq \emptyset$  then
6:      $e^* = \arg \max_{e \in \mathcal{E}} \Delta(e \mid \psi_\sigma)$ 
7:     for every  $v \in e^*$  in order do
8:       if  $v \notin \sigma$  then
9:          $\sigma = \sigma \oplus v$ 
10:    By observing the state of nodes, identify the state of all the hyperedges in set  $\mathcal{E}' = \{e \in E \mid \text{all elements of } V(e) \text{ belong to } \sigma \text{ and appear in the same order}\}$ 
11:     $\psi_\sigma = \psi_{\mathcal{E}'}$ 
12:  else
13:    break.
14: Return  $\sigma$ .
```

In the proof of this theorem we use the same notation that we used in Section B.2 for analyzing Algorithm 1, with the exception of \mathcal{E}_s , which is now defined as $\mathcal{E}_s = \{e \in E \mid \sigma_s \cap V(e) \text{ is a prefix of } e\}$, and ℓ , which is now defined as $\lfloor k/r \rfloor$.

The following lemma is a counterpart of Lemma 5.

Lemma 8. $|E(\sigma^*)| \leq (k - r + 1)d_{\text{in}}$.

Proof. For a realization ϕ , every arc of π^* must end at a vertex of π^* which is not one of the first $r - 1$ vertices. The observation follows since π^* contains at most $k - r + 1$ vertices of this kind, and at most d_{in} arcs can end at each one of them. \square

One can observe that the proofs of all the other observations and lemmata of Section B.2 are unaffected by the differences between Algorithm 1 and Algorithm 2, and thus, these observations and lemmata can be used towards the proof of Theorem 2.

Proof of Theorem 2. The proof of this theorem is identical to the proof of Theorem 1 up to two changes. First, instead of getting an upper bound of $2sd_{\text{in}}$ on $|\mathcal{E}_0 \setminus \mathcal{E}_s|$ for every $1 \leq s \leq \ell$, we now get an upper bound of rsd_{in} on this expression because σ_s might contain up to rs vertices rather than only $2s$. Second, instead of getting an upper bound of $2\ell d_{\text{in}}$ on $|E(\sigma^*)|$, we now use Lemma 8 to get an upper bound of $(k - r + 1)d_{\text{in}} \leq r\ell d_{\text{in}}$ on this expression. \square

C Experimental Baseline Details

Here we go into more detail about the deep learning-based baselines we use in Section 5.

C.1 Non-Adaptive Feed-Forward Neural Network

For both experiments, the input to the network is a size $|V|$ vector X . That is, there is one input for each item in the ground set. In the Amazon product recommendation task in Section 5.1, $V_i = 1$ if the user is known to have purchased product i and 0 otherwise. Similarly, for the Wikipedia link prediction task in Section 5.2, $V_i = 1$ if the user is known to have visited page i and 0 otherwise.

The output in both cases is a size $|V|$ soft-maxed vector Y . In Section 5.1, Y_i can be viewed as the probability that product i will be the user’s next purchase. In Section 5.2, Y_i can be viewed as the probability that user will visit page i next.

In Section 5.1, each user u in the training set has an associated sequence σ_u of products she purchased. Each such sequence was split into $|\sigma_u| - 2$ training points by taking the first g products as input and the $(g + 1)$ -th product as the output for $g = 1, \dots, |\sigma_u| - 1$.

For each user u in the testing set, we would take the first $g = 4$ products she purchased and encode them in the vector X as described above. We would then input this vector into our trained network and output the vector Y . In the non-adaptive case we cannot get any feedback from the user, so we simply output the products corresponding to the k highest values in Y .

The main difference in Section 5.2 is that, in the testing phase, we would update our input X after every guess. In other words, if Y_j had the highest value in the previous output, we would update the input so that $X_j = 1$ and then repeat this process until we had made k guesses. Note that in the output, we took that highest value Y_j such that $X_j = 0$ (i.e. the user had not already been to this page) and such that a link to page j has actually existed from our current page.

In terms of architecture, we used a single hidden layer of 256 nodes with ReLU activations. We used an 80/20 training/validation split to guide our early stopping criterion during training. We used categorical cross-entropy as our loss function.

C.2 Adaptive Feed-Forward Neural Network

The set-up and training of the adaptive version of the feed-forward neural network was exactly the same as the non-adaptive case. The major difference was in the testing phase.

In Section 5.1, we would look at the largest value Y_j in our output vector and check if the corresponding product appeared somewhere later in the user’s sequence σ_u . If yes, then we would update our input X so that $X_j = 1$. If not, we would simply look at the next highest value in Y_j . This is supposed to mimic interaction with the user where we would recommend a product, and then see whether or not the user actually purchases this product. Not that we only considered values Y_j such that $X_j = 0$ because we did not want to recommend products that we knew the user had already purchased.

In Section 5.2, instead of automatically updating X after every guess like we did in the non-adaptive case, we would check if the user actually visited our predicted page j at some point in their sequence of pages. If yes, we would update X so that $X_j = 1$, if not we would look to the next highest value in the output Y . Note that if we reached the true target page j , we would stop making guesses.

C.3 Non-Adaptive LSTM

The main difference between the non-adaptive LSTM and the non-adaptive feed forward network is in the input. The input to the LSTM is a sequence of one-hot encoded vectors instead of just a single vector. That is, for the LSTM, each vector in the sequence had exactly one index with value 1.

We also experimented with using a long sequence of input vectors and padding with all-zero vectors, but we found better results using a fixed small sequence length g and then “pushing” the sequence back when updating. For example, if our current input was a sequence of vectors $[v_1, v_2, v_3]$ and we wanted to update it with a new vector v_4 , the updated input would be $[v_2, v_3, v_4]$.

For both experiments, we used a single hidden layer of 8 LSTM nodes.

C.4 Adaptive LSTM

The adaptive LSTM followed the same set-up as the non-adaptive LSTM, but with the adaptive update rules described for the adaptive feed-forward neural network.