

Quantile double autoregression

Qianqian Zhu and Guodong Li

Shanghai University of Finance and Economics and

University of Hong Kong

February 18, 2019

Abstract

Many financial time series have varying structures at different quantile levels, and also exhibit the phenomenon of conditional heteroscedasticity at the same time. In the meanwhile, it is still lack of a time series model to accommodate both of the above features simultaneously. This paper fills the gap by proposing a novel conditional heteroscedastic model, which is called the quantile double autoregression. The strict stationarity of the new model is derived, and a self-weighted conditional quantile estimation is suggested. Two promising properties of the original double autoregressive model are shown to be preserved. Based on the quantile autocorrelation function and self-weighting concept, two portmanteau tests are constructed, and they can be used in conjunction to check the adequacy of fitted conditional quantiles. The finite-sample performance of the proposed inference tools is examined by simulation studies, and the necessity of the new model is further demonstrated by analyzing the S&P500 Index.

Key words: Autoregressive time series model; Conditional heteroscedasticity; Portmanteau test; Quantile model; Strict stationarity.

1 Introduction

The conditional heteroscedastic models have become a standard family of nonlinear time series models since the introduction of Engle's (1982) autoregressive conditional heteroscedastic (ARCH) and Bollerslev's (1986) generalized autoregressive conditional heteroscedastic (GARCH) models. Among existing conditional heteroscedastic models, the double autoregressive (AR) model recently has attracted more and more attentions; see Ling (2004, 2007), Ling and Li (2008), Zhu and Ling (2013), Li et al. (2016), Li et al. (2017), Zhu et al. (2018) and references therein. This model has the form of

$$y_t = \sum_{i=1}^p \phi_i y_{t-i} + \varepsilon_t \sqrt{\omega + \sum_{j=1}^p \beta_j y_{t-j}^2}, \quad (1.1)$$

where $\omega > 0$, $\beta_j \geq 0$ with $1 \leq j \leq p$, and $\{\varepsilon_t\}$ are identically and independently distributed (*i.i.d.*) random variables with mean zero and variance one. It is a special case of AR-ARCH models in Weiss (1986), and will reduce to Engle's (1982) ARCH model when all ϕ_i 's are zero. The double AR model has two novel properties. First, it has a larger parameter space than that of the commonly used AR model. For example, when $p = 1$, the double AR model may still be stationary even as $|\phi_1| \geq 1$ (Ling, 2004), whereas this is impossible for AR-ARCH models. Secondly, no moment condition on y_t is needed to derive the asymptotic normality of the Gaussian quasi-maximum likelihood estimator (QMLE) (Ling, 2007). This is in contrast to the ARMA-GARCH model, for which the finite fourth moment of the process is unavoidable in deriving the asymptotic distribution of the Gaussian QMLE (Francq and Zakoian, 2004), resulting in a much narrower parameter space (Li and Li, 2009).

In the meanwhile, conditional heteroscedastic models are considered mainly for modeling volatility and financial risk. Some quantile-based measures, such as the value-at-risk (VaR), expected shortfall and limited expected loss, are intimately related to quantile estimation, see, e.g., Artzner et al. (1999), Wu and Xiao (2002), Bassett et al. (2004) and Francq and Zakoian (2015). Therefore, it is natural to consider the quantile estimation for conditional heteroscedastic models. Many researchers have investigated the conditional quantile estimation (CQE) for the (G)ARCH models; see Koenker and Zhao (1996) for linear ARCH models, Xiao and Koenker (2009) for linear GARCH models, Lee and Noh

(2013) and Zheng et al. (2018) for quadratic GARCH models. Chan and Peng (2005) considered a weighted least absolute deviation estimation for double AR models with the order of $p = 1$, and Zhu and Ling (2013) studied the quasi-maximum exponential likelihood estimation for a general double AR model. It is still open to perform the CQE for double AR models.

Moreover, for the double AR process generated by model (1.1), its τ th conditional quantile has the form of

$$Q_\tau(y_t|\mathcal{F}_{t-1}) = \sum_{i=1}^p \phi_i y_{t-i} + b_\tau \sqrt{\omega + \sum_{j=1}^p \beta_j y_{t-j}^2}, \quad 0 < \tau < 1, \quad (1.2)$$

and the coefficients of ϕ_i 's are all τ -independent, where \mathcal{F}_t is the σ -field generated by $\{y_s, s \leq t\}$, and b_τ is the τ th quantile of ε_t . However, when modeling the closing prices of S&P500 Index by the CQE, we found that the estimated coefficients of ϕ_i 's depend on the quantile level significantly, while those of β_j 's also slightly depend on the quantile level; see Figures 3 and 4 in Section 6 for empirical evidences. Actually this phenomenon can also be found in many other stock indices. Koenker and Xiao (2006) proposed a quantile AR model by extending the common autoregression, and the corresponding coefficients are defined as functions of quantile levels. By adapting the method in Koenker and Xiao (2006), this paper attempts to introduce a new conditional heteroscedastic model, called the quantile double autoregression, to better interpret the financial time series with the above phenomenon. Particularly, this paper has three main contributions below.

- (a) A direct extension of Koenker and Xiao's method will result in a strong constraint that the coefficients of y_{t-j}^2 's will be zero at a certain quantile level simultaneously; see Section 2. A novel transformation of $S_Q(x) = \sqrt{|x|} \text{sgn}(x)$ is first introduced to the conditional scale structure in Section 2, and hence this drawback can be removed. Section 2 also establishes the strict stationarity and ergodicity of the newly proposed model, and the first novel property of double AR models is shown to be preserved.
- (b) The finite third moment on $\{y_t\}$ will be inevitable for the asymptotic normality of the CQE (Zhu and Ling, 2011), and this will make the resulting parameter space narrower; see Section 2. When modeling the infinite variance AR model, Ling (2005)

proposed a self-weighted least absolute deviation method to avoid the possible moment condition. Motivated by Ling (2005), Section 3 considers a self-weighted CQE, and only a fractional moment on the process is needed. As a result, the second novel property of double AR models is preserved. Moreover, the objective function in this paper is non-differentiable and non-convex, and this causes the challenges in asymptotic derivations. Section 3 overcomes the difficulty by adopting the bracketing method in Pollard (1985), and this is another important contribution of this paper.

- (c) In line with the estimating procedure in Section 3, Section 4 first introduces a self-weighted quantile autocorrelation function (Li et al., 2015), and two portmanteau test statistics are then constructed to jointly check the adequacy of the fitted conditional quantile.

In addition, Section 5 conducts simulation studies to evaluate the finite-sample performance of self-weighted estimators and portmanteau tests, and Section 6 presents an empirical example to illustrate the usefulness of the new model and its inference tools. Conclusion and discussion are made in Section 7. All the technical details are relegated to the Appendix. Throughout the paper, \rightarrow_d denotes the convergence in distribution, and $o_p(1)$ denotes a sequence of random variables converging to zero in probability.

2 Quantile double autoregression

This section introduces the quantile double autoregression, a new conditional heteroscedastic model, to accommodate the phenomenon that the financial time series may have varying structures at different quantile levels.

Consider the τ th conditional quantile of a double AR process at (1.2). By reparameterizing it and letting the corresponding coefficients depend on the quantile level τ , we may naturally have

$$Q_\tau(y_t|\mathcal{F}_{t-1}) = \sum_{i=1}^p \phi_i(\tau)y_{t-i} + b(\tau)\sqrt{1 + \sum_{j=1}^p \beta_j(\tau)y_{t-j}^2}, \quad 0 < \tau < 1; \quad (2.1)$$

see Zhu et al. (2018). However, if there exists τ^* such that $b(\tau^*) = 0$, all y_{t-j}^2 's will then disappear from the quantile structure at this level, i.e. the contributions of all y_{t-j}^2 's are

zero at a certain quantile level simultaneously. Moreover, both coefficient functions $b(\tau)$ and $\beta_j(\tau)$ are related to the same term of y_{t-j}^2 .

This paper attempts to tackle the problem by looking for a way to move $b_\tau \in \mathbb{R}$ at (1.2) inside the square root, and it leads to a transformation of $S_Q(x) = \sqrt{|x|} \text{sgn}(x)$, which is an extension of the square root function with the support from $\mathbb{R}_+ = [0, +\infty)$ to \mathbb{R} , where $\text{sgn}(\cdot)$ is the sign function. As a result, we define the quantile double AR process to be a time series with its τ th conditional quantile having the form of

$$Q_\tau(y_t | \mathcal{F}_{t-1}) = \sum_{i=1}^p \phi_i(\tau) y_{t-i} + S_Q \left(b(\tau) + \sum_{j=1}^p \beta_j(\tau) y_{t-j}^2 \right), \quad \text{for all } 0 < \tau < 1, \quad (2.2)$$

where $b(\cdot)$, $\phi_i(\cdot)$'s and $\beta_j(\cdot)$'s with $1 \leq i, j \leq p$ are continuous functions $(0, 1) \rightarrow \mathbb{R}$. Let $\{u_t\}$ be a sequence of *i.i.d.* standard uniform random variables. As in Koenker and Xiao (2006), we have an equivalent definition below,

$$y_t = \sum_{i=1}^p \phi_i(u_t) y_{t-i} + S_Q \left(b(u_t) + \sum_{j=1}^p \beta_j(u_t) y_{t-j}^2 \right). \quad (2.3)$$

According to the definition of conditional quantile functions, the right hand side of (2.2) is an increasing random function with respect to τ , and this implies that $b(\cdot)$ is an increasing function. We may further assume that $\sum_{i=1}^p \phi_i(\tau) y_{t-i}$ is an increasing function with respect to τ (Koenker and Xiao, 2006), and $\beta_j(\cdot)$'s with $1 \leq j \leq p$ are all increasing functions. As a result, it is guaranteed that (2.2) defines a qualified conditional quantile function. Moreover, it is not necessary to assume that $b(\cdot)$ and $\beta_j(\cdot)$'s with $1 \leq j \leq p$ are all equal to zero at a certain quantile level, and the drawback of the definition at (2.1) is then removed.

Remark 1. When $\int_0^1 S_Q[b(\tau)] d\tau = 0$, for all $0 < \tau < 1$, let $\phi_i(\tau) = \phi_i$ with $1 \leq i \leq p$, $\beta_j(\tau) = b(\tau) \beta_j / \omega$ with $1 \leq j \leq p$, and $b_\tau = S_Q[b(\tau)] / \sqrt{\omega}$, where $\omega = \int_0^1 |b(\tau)| d\tau$. Then model (2.2) will reduce to (1.2), i.e. the quantile double AR model at (2.3) includes the double AR model at (1.1) as a special case. Moreover, when $b(\tau)$ and $\beta_j(\tau)$'s with $1 \leq j \leq p$ are zero for all $0 < \tau < 1$, model (2.3) will reduce to the quantile AR model in Koenker and Xiao (2006).

Let $\mathbf{y}_t = (y_t, y_{t-1}, \dots, y_{t-p+1})'$, where $\{y_t\}$ is a quantile double AR process generated by model (2.3). It can be verified that $\{\mathbf{y}_t\}$ is a homogeneous Markov chain on the state space

$(\mathbb{R}^p, \mathcal{B}^p, \nu^p)$, where \mathcal{B}^p is the class of Borel sets of \mathbb{R}^p , and ν^p is the Lebesgue measure on $(\mathbb{R}^p, \mathcal{B}^p)$. Denote by $F(\cdot)$ and $f(\cdot)$ the distribution and density functions of $b(u_t)$, respectively. It holds that $F(\cdot) = b^{-1}(\cdot)$ and $E|b(u_t)|^\delta = \int_0^1 |b(\tau)|^\delta d\tau$ for any $\delta > 0$.

Assumption 1. *The density function $f(\cdot)$ is positive and continuous on $\{x \in \mathbb{R} : 0 < F(x) < 1\}$, and $\int_0^1 |b(\tau)|^{\kappa/2} d\tau < \infty$ for some $0 < \kappa \leq 1$.*

Theorem 1. *Under Assumption 1, if*

$$\sum_{i=1}^p \max \left\{ \int_0^1 |\phi_i(\tau) - \sqrt{|\beta_i(\tau)|}|^\kappa d\tau, \int_0^1 |\phi_i(\tau) + \sqrt{|\beta_i(\tau)|}|^\kappa d\tau \right\} < 1,$$

then there exists a strictly stationary solution $\{y_t\}$ to the quantile double AR model at (2.3), and this solution is unique and geometrically ergodic with $E|y_t|^\kappa < \infty$.

Since u_t is a standard uniform random variable, the condition in the above theorem is equivalent to $\sum_{i=1}^p \max \left\{ E|\phi_i(u_t) - \sqrt{|\beta_i(u_t)|}|^\kappa, E|\phi_i(u_t) + \sqrt{|\beta_i(u_t)|}|^\kappa \right\} < 1$. Moreover, for the double AR model at (1.1), Ling (2007) derived its stationarity condition for the case with ε_t being a standard normal random variable, while it is still unknown for the other distributions of ε_t . From Theorem 1 and Remark 1, we can obtain a stationarity condition for a general double AR model below.

Corollary 1. *Suppose that ε_t has a positive and continuous density on its support, and $E|\varepsilon_t|^\kappa < \infty$ for some $0 < \kappa \leq 1$. If $\sum_{i=1}^p \max \left\{ E|\phi_i - \varepsilon_t \sqrt{\beta_i}|^\kappa, E|\phi_i + \varepsilon_t \sqrt{\beta_i}|^\kappa \right\} < 1$, then there exists a strictly stationary solution $\{y_t\}$ to the double AR model at (1.1), and this solution is unique and geometrically ergodic with $E|y_t|^\kappa < \infty$.*

For the case with the order of $p = 1$, when ε_t is symmetrically distributed, the above condition can be simplified to $E|\phi_1 + \varepsilon_t \sqrt{\beta_1}|^\kappa < 1$. Moreover, if the normality of ε_t is further assumed, the necessary and sufficient condition for the strict stationarity is then $E \ln |\phi_1 + \varepsilon_t \sqrt{\beta_1}| < 0$ (Ling, 2007). The comparison of the above stationarity regions is illustrated in the left panel of Figure 1. It can be seen that a larger value of κ in Corollary 1 leads to a higher moment of y_t , and hence results in a narrower stationarity region. Figure 1 also gives the stationarity regions with different distributions of ε_t . As expected, the parameter space of model (1.1) becomes smaller as ε_t gets more heavy-tailed.

3 Self-weighted conditional quantile estimation

Let $\mathbf{y}_{1,t} = (y_t, \dots, y_{t-p+1})'$, $\mathbf{y}_{2,t} = (y_t^2, \dots, y_{t-p+1}^2)'$, $\boldsymbol{\phi}(\tau) = (\phi_1(\tau), \dots, \phi_p(\tau))'$ and $\boldsymbol{\beta}(\tau) = (\beta_1(\tau), \dots, \beta_p(\tau))'$. Denote by $\boldsymbol{\theta}_\tau = (\boldsymbol{\phi}'(\tau), b(\tau), \boldsymbol{\beta}'(\tau))'$ the parameter vector of the quantile double AR model. From (2.2), we then can define the conditional quantile function below,

$$q_t(\boldsymbol{\theta}_\tau) = \mathbf{y}_{1,t-1}'\boldsymbol{\phi}(\tau) + S_Q(b(\tau) + \mathbf{y}_{2,t-1}'\boldsymbol{\beta}(\tau)),$$

and this paper considers a self-weighted conditional quantile estimation (CQE),

$$\hat{\boldsymbol{\theta}}_{\tau n} = (\hat{\boldsymbol{\phi}}_n'(\tau), \hat{b}_n(\tau), \hat{\boldsymbol{\beta}}_n'(\tau))' = \underset{\boldsymbol{\theta}_\tau}{\operatorname{argmin}} \sum_{t=p+1}^n w_t \rho_\tau(y_t - q_t(\boldsymbol{\theta}_\tau)),$$

where $\rho_\tau(x) = x[\tau - I(x < 0)]$ is the check function, and $\{w_t\}$ are nonnegative random weights; see also Ling (2005) and Zhu and Ling (2011).

When $w_t = 1$ for all t with probability one, the self-weighted CQE will become the common CQE. Since $y_t - q_t(\boldsymbol{\theta}_\tau) = \mathbf{y}_{1,t-1}'[\boldsymbol{\phi}(u_t) - \boldsymbol{\phi}(\tau)] + S_Q(b(u_t) + \mathbf{y}_{2,t-1}'\boldsymbol{\beta}(u_t)) - S_Q(b(\tau) + \mathbf{y}_{2,t-1}'\boldsymbol{\beta}(\tau))$, it is necessary to assume $E|y_t| < \infty$ to achieve the consistency, and higher order moment will be needed for the asymptotic normality; see, e.g., Gross and Steiger (1979), An and Chen (1982) and Davis et al. (1992) for the least absolute deviation estimation of infinite variance AR models. As a result, it will lead to a much narrower stationarity region; see Figure 1 for the illustration.

Denote the true parameter vector by $\boldsymbol{\theta}_{\tau 0} = (\boldsymbol{\phi}_0'(\tau), b_0(\tau), \boldsymbol{\beta}_0'(\tau))'$, and it is assumed to be an interior point of the parameter space $\Theta \subset \mathbb{R}^{2p+1}$, which is a compact set. Moreover, let $F_{t-1}(\cdot)$ and $f_{t-1}(\cdot)$ be the distribution and density functions of y_t conditional on \mathcal{F}_{t-1} , respectively.

Assumption 2. $\{y_t\}$ is strictly stationary and ergodic with $E|y_t|^\kappa < \infty$ for some $0 < \kappa \leq 1$.

Assumption 3. $\{w_t\}$ is strictly stationary and ergodic, and w_t is nonnegative and measurable with respect to \mathcal{F}_{t-1} with $E[w_t \|\mathbf{y}_{1,t-1}\|^3] < \infty$.

Assumption 4. With probability one, $f_{t-1}(\cdot)$ and its derivative function $\dot{f}_{t-1}(\cdot)$ are uniformly bounded, and $f_{t-1}(\cdot)$ is positive on the support $\{x : 0 < F_{t-1}(x) < 1\}$.

Theorem 1 in the previous section gives a sufficient condition for Assumption 2, and the proposed self-weighted CQE can handle very heavy-tailed data since only a fractional moment is needed. Assumption 4 is mainly to simplify the technical proofs. The strong consistency requires the positiveness and continuity of $f_{t-1}(\cdot)$, while the boundedness of $f_{t-1}(\cdot)$ and $\dot{f}_{t-1}(\cdot)$ is needed for the \sqrt{n} -consistency and asymptotic normality.

Theorem 2. *Suppose that $\min\{|b(\tau)|, |\beta_1(\tau)|, \dots, |\beta_p(\tau)|\} \geq C$ for a constant $C > 0$. If Assumptions 2-4 hold, then $\hat{\boldsymbol{\theta}}_{\tau n} \rightarrow \boldsymbol{\theta}_{\tau 0}$ almost surely as $n \rightarrow \infty$.*

The nonzero restriction on $b(\tau)$ and $\beta_j(\tau)$ with $1 \leq j \leq p$ is due to two reasons: (1) the first order derivative of $S_Q(x)$ does not exist at $x = 0$, and we need to bound the term of $b(\tau) + \mathbf{y}'_{2,t-1}\boldsymbol{\beta}(\tau)$ away from zero; and (2) this term will also be used to reduce the moment requirement on $\mathbf{y}_{1,t-1}$ or $\mathbf{y}_{2,t-1}$ in the technical proofs and, without it, a moment condition on y_t will be required.

Let $h_t(\boldsymbol{\theta}_\tau) = b(\tau) + \mathbf{y}'_{2,t-1}\boldsymbol{\beta}(\tau)$, and denote the first derivative of $q_t(\boldsymbol{\theta}_\tau)$ by $\dot{q}_t(\boldsymbol{\theta}_\tau) = (\mathbf{y}'_{1,t-1}, 0.5|h_t(\boldsymbol{\theta}_\tau)|^{-1/2}, 0.5|h_t(\boldsymbol{\theta}_\tau)|^{-1/2}\mathbf{y}'_{2,t-1})'$. Define $(2p+1) \times (2p+1)$ symmetric matrices

$$\Omega_0(\tau) = E[w_t^2 \dot{q}_t(\boldsymbol{\theta}_{\tau 0}) \dot{q}_t'(\boldsymbol{\theta}_{\tau 0})], \quad \Omega_1(\tau) = E[f_{t-1}(F_{t-1}^{-1}(\tau)) w_t \dot{q}_t(\boldsymbol{\theta}_{\tau 0}) \dot{q}_t'(\boldsymbol{\theta}_{\tau 0})]$$

and $\Sigma(\tau) = \tau(1-\tau)\Omega_1^{-1}(\tau)\Omega_0(\tau)\Omega_1^{-1}(\tau)$.

Theorem 3. *Suppose that the conditions of Theorem 2 hold. If $\Omega_1(\tau)$ is positive definite, then*

$$(i) \quad \sqrt{n}(\hat{\boldsymbol{\theta}}_{\tau n} - \boldsymbol{\theta}_{\tau 0}) = O_p(1); \text{ and}$$

$$(ii) \quad \sqrt{n}(\hat{\boldsymbol{\theta}}_{\tau n} - \boldsymbol{\theta}_{\tau 0}) \rightarrow_d N(\mathbf{0}, \Sigma(\tau)) \text{ as } n \rightarrow \infty.$$

The technical proof of the above theorem is nontrivial since the objective function of the self-weighted CQE is non-convex and non-differentiable. The main difficulty is to prove the \sqrt{n} -consistency at Theorem 3 (i), and we overcome it by adopting the bracketing method in Pollard (1985). For random weights $\{w_t\}$, there are many choices satisfying Assumption 3, and the selection of optimal weights was discussed by Ling (2005), Zhu and Ling (2011) and Zhu et al. (2018). However, it becomes much more complicated for a quantile model as in (2.3). As a result, this paper suggests to simply use $w_t = (1 + \sum_{i=1}^p |y_{t-i}|^3)^{-1}$.

To estimate the quantity of $f_{t-1}(F_{t-1}^{-1}(\tau))$ in the asymptotic variance at Theorem 3, we consider the difference quotient method (Koenker, 2005),

$$\hat{f}_{t-1}(F_{t-1}^{-1}(\tau)) = \frac{2h}{\hat{Q}_{\tau+h}(y_t|\mathcal{F}_{t-1}) - \hat{Q}_{\tau-h}(y_t|\mathcal{F}_{t-1})},$$

where $\hat{Q}_{\tau}(y_t|\mathcal{F}_{t-1}) = q_t(\hat{\boldsymbol{\theta}}_{\tau n})$ is the fitted τ th conditional quantile. For bandwidth h , we employ two commonly used choices, proposed by Bofinger (1975) and Hall and Sheather (1988), in the literature; see Koenker and Xiao (2006) and Li et al. (2015). The two matrices $\Omega_0(\tau)$ and $\Omega_1(\tau)$ can then be approximated by the sample averages below,

$$\hat{\Omega}_0(\tau) = \frac{1}{n} \sum_{t=p+1}^n w_t^2 \dot{q}_t(\hat{\boldsymbol{\theta}}_{\tau n}) \dot{q}_t'(\hat{\boldsymbol{\theta}}_{\tau n}) \quad \text{and} \quad \hat{\Omega}_1(\tau) = \frac{1}{n} \sum_{t=p+1}^n \hat{f}_{t-1}(F_{t-1}^{-1}(\tau)) w_t \dot{q}_t(\hat{\boldsymbol{\theta}}_{\tau n}) \dot{q}_t'(\hat{\boldsymbol{\theta}}_{\tau n}),$$

where $\dot{q}_t(\hat{\boldsymbol{\theta}}_{\tau n}) = (\mathbf{y}_{1,t-1}', 0.5|h_t(\hat{\boldsymbol{\theta}}_{\tau n})|^{-1/2}, 0.5|h_t(\hat{\boldsymbol{\theta}}_{\tau n})|^{-1/2}\mathbf{y}_{2,t-1}')'$. Consequently, a consistent estimator $\hat{\Sigma}(\tau)$ of the asymptotic variance matrix $\Sigma(\tau)$ can be constructed.

From the self-weighted CQE $\hat{\boldsymbol{\theta}}_{\tau n}$, the τ th quantile of y_t conditional on \mathcal{F}_{t-1} can be estimated by $q_t(\hat{\boldsymbol{\theta}}_{\tau n})$. The following corollary provides the theoretical justification for one-step ahead forecasting, and it is a direct result from Taylor expansion and Theorem 3.

Corollary 2. *Under the conditions of Theorem 3, it holds that*

$$\hat{Q}_{\tau}(y_{n+1}|\mathcal{F}_n) - Q_{\tau}(y_{n+1}|\mathcal{F}_n) = \dot{q}_{n+1}'(\boldsymbol{\theta}_{\tau 0})(\hat{\boldsymbol{\theta}}_{\tau n} - \boldsymbol{\theta}_{\tau 0}) + o_p(n^{-1/2}).$$

In practice, we may consider multiple quantile levels simultaneously, say $\tau_1 < \tau_2 < \dots < \tau_K$. Although $\{\hat{Q}_{\tau_k}(y_{n+1}|\mathcal{F}_n)\}_{k=1}^K$ from the proposed procedure may not be monotonically increasing in k , it is convenient to employ the rearrangement method in Chernozhukov et al. (2010) to solve the quantile crossing problem after the estimation.

4 Diagnostic checking for conditional quantiles

To check the adequacy of fitted conditional quantiles, we construct two portmanteau tests to detect possible misspecifications in the conditional location and scale, respectively.

Let $\eta_{t,\tau} = y_t - Q_{\tau}(y_t|\mathcal{F}_{t-1}) = y_t - q_t(\boldsymbol{\theta}_{\tau 0})$ be the conditional quantile error. In line with the estimating procedure in the previous section, it is natural to introduce the self-weighted quantile autocorrelation function (QACF), which actually is a combination of the concept

of QACF in Li et al. (2015) and the idea of self-weighting in Ling (2005). Specifically, the self-weighted QACF of $\{\eta_{t,\tau}\}$ at lag k is defined as

$$\rho_{k,\tau} = \text{qcor}_\tau\{\eta_{t,\tau}, \eta_{t-k,\tau}\} = \frac{E[w_t \psi_\tau(\eta_{t,\tau})(\eta_{t-k,\tau} - \mu_{1,\tau})]}{\sqrt{(\tau - \tau^2)\sigma_{1,\tau}^2}}, \quad k = 1, 2, \dots,$$

where $\psi_\tau(x) = \tau - I(x < 0)$, $\{w_t\}$ are random weights used in Section 3, $\mu_{1,\tau} = E(\eta_{t,\tau})$ and $\sigma_{1,\tau}^2 = \text{var}(\eta_{t,\tau})$. By replacing $\eta_{t-k,\tau}$ with $|\eta_{t-k,\tau}|$, a variant of $\rho_{k,\tau}$ can be defined as

$$r_{k,\tau} = \text{qcor}_\tau\{\eta_{t,\tau}, |\eta_{t-k,\tau}|\} = \frac{E[w_t \psi_\tau(\eta_{t,\tau})(|\eta_{t-k,\tau}| - \mu_{2,\tau})]}{\sqrt{(\tau - \tau^2)\sigma_{2,\tau}^2}}, \quad k = 1, 2, \dots,$$

where $\mu_{2,\tau} = E(|\eta_{t,\tau}|)$ and $\sigma_{2,\tau}^2 = \text{var}(|\eta_{t,\tau}|)$. Note that if $Q_\tau(y_t|\mathcal{F}_{t-1})$ is correctly specified by model (2.2), then $\rho_{k,\tau} = 0$ and $r_{k,\tau} = 0$ for all $k \geq 1$.

Accordingly, denote by $\{\hat{\eta}_{t,\tau}\}$ the conditional quantile residuals, where $\hat{\eta}_{t,\tau} = y_t - \hat{Q}_\tau(y_t|\mathcal{F}_{t-1}) = y_t - q_t(\hat{\boldsymbol{\theta}}_{\tau n})$. The self-weighted residual QACFs at lag k can then be defined as

$$\hat{\rho}_{k,\tau} = \frac{1}{\sqrt{(\tau - \tau^2)\hat{\sigma}_{1,\tau}^2}} \frac{1}{n-p} \sum_{t=p+k+1}^n w_t \psi_\tau(\hat{\eta}_{t,\tau})(\hat{\eta}_{t-k,\tau} - \hat{\mu}_{1,\tau})$$

and

$$\hat{r}_{k,\tau} = \frac{1}{\sqrt{(\tau - \tau^2)\hat{\sigma}_{2,\tau}^2}} \frac{1}{n-p} \sum_{t=p+k+1}^n w_t \psi_\tau(\hat{\eta}_{t,\tau})(|\hat{\eta}_{t-k,\tau}| - \hat{\mu}_{2,\tau}),$$

where $\hat{\mu}_{1,\tau} = (n-p)^{-1} \sum_{t=p+1}^n \hat{\eta}_{t,\tau}$, $\hat{\mu}_{2,\tau} = (n-p)^{-1} \sum_{t=p+1}^n |\hat{\eta}_{t,\tau}|$, $\hat{\sigma}_{1,\tau}^2 = (n-p)^{-1} \sum_{t=p+1}^n (\hat{\eta}_{t,\tau} - \hat{\mu}_{1,\tau})^2$ and $\hat{\sigma}_{2,\tau}^2 = (n-p)^{-1} \sum_{t=p+1}^n (|\hat{\eta}_{t,\tau}| - \hat{\mu}_{2,\tau})^2$. For a predetermined positive integer K , let $\hat{\boldsymbol{\rho}} = (\hat{\rho}_{1,\tau}, \dots, \hat{\rho}_{K,\tau})'$ and $\hat{\boldsymbol{r}} = (\hat{r}_{1,\tau}, \dots, \hat{r}_{K,\tau})'$. We first derive the asymptotic distributions of $\hat{\boldsymbol{\rho}}$ and $\hat{\boldsymbol{r}}$.

Let $H_{1k} = E[w_t f_{t-1}(F_{t-1}^{-1}(\tau)) \dot{q}_t(\boldsymbol{\theta}_{\tau 0}) \eta_{t-k,\tau}]$, $H_{2k} = E[w_t f_{t-1}(F_{t-1}^{-1}(\tau)) \dot{q}_t(\boldsymbol{\theta}_{\tau 0}) |\eta_{t-k,\tau}|]$, $\boldsymbol{\epsilon}_{1,t} = (\eta_{t,\tau}, \dots, \eta_{t-K+1,\tau})'$ and $\boldsymbol{\epsilon}_{2,t} = (|\eta_{t,\tau}|, \dots, |\eta_{t-K+1,\tau}|)'$. For $i = 1$ and 2 , denote the $K \times (2p+1)$ matrices $H_i(\tau) = (H_{i1}, \dots, H_{iK})'$ and $M_i(\tau) = E[w_t^2 \boldsymbol{\epsilon}_{i,t-1} \dot{q}_t'(\boldsymbol{\theta}_{\tau 0})]$, and the $K \times K$ matrices $\Psi_i(\tau) = E(w_t^2 \boldsymbol{\epsilon}_{i,t-1} \boldsymbol{\epsilon}_{i,t-1}')$ and

$$\Pi_i(\tau) = \sigma_{i,\tau}^{-2} [\Psi_i(\tau) + H_i(\tau) \Xi(\tau) H_i'(\tau) - M_i(\tau) \Omega_1^{-1}(\tau) H_i'(\tau) - H_i(\tau) \Omega_1^{-1}(\tau) M_i'(\tau)],$$

where $\Xi(\tau) = \Omega_1^{-1}(\tau) \Omega_0(\tau) \Omega_1^{-1}(\tau)$.

Theorem 4. *Suppose the conditions of Theorem 3 hold and $E(y_t^2) < \infty$, then we have $\sqrt{n}\hat{\boldsymbol{\rho}} \rightarrow_d N(0, \Pi_1(\tau))$ and $\sqrt{n}\hat{\boldsymbol{r}} \rightarrow_d N(0, \Pi_2(\tau))$ as $n \rightarrow \infty$.*

The finite second moment of y_t is required in the above theorem, while the condition of $E(|y_t|^3) < \infty$ is unavoidable if we set $w_t = 1$ for all t . This paper tried many other approaches, such as transforming the residuals by a bounded and strictly increasing function (Zhu et al., 2018), however, the condition of $E(y_t^2) < \infty$ is unavoidable.

As in Section 3, we first employ the difference quotient method to estimate the the quantity of $f_{t-1}(F_{t-1}^{-1}(\tau))$, and then approximate the matrices in $\Pi_1(\tau)$ and $\Pi_2(\tau)$ by sample averages with $\eta_{t,\tau}$ being replaced by $\hat{\eta}_{t,\tau}$. Consequently two consistent estimators, denoted by $\hat{\Pi}_1(\tau)$ and $\hat{\Pi}_2(\tau)$, for the asymptotic variances in Theorem 4 can be constructed, respectively. We then can check the significance of $\hat{\rho}_{k,\tau}$'s and $\hat{r}_{k,\tau}$'s individually by establishing their confidence intervals.

From Theorem 4, the Box-Pierce type test statistics can be designed below,

$$Q_1(K) = n \sum_{k=1}^K \hat{\rho}_{k,\tau}^2 \rightarrow_d \mathbf{z}_1' \mathbf{z}_1 \quad \text{and} \quad Q_2(K) = n \sum_{k=1}^K \hat{r}_{k,\tau}^2 \rightarrow_d \mathbf{z}_2' \mathbf{z}_2,$$

where \mathbf{z}_1 and \mathbf{z}_2 are multivariate normal random vectors with zero mean vectors and variance matrices $\Pi_1(\tau)$ and $\Pi_2(\tau)$, respectively. The test statistic $Q_1(K)$ (or $Q_2(K)$) can be used to check the significance of $\hat{\rho}_{k,\tau}$ (or $\hat{r}_{k,\tau}$) with $1 \leq k \leq K$ jointly. To calculate the critical value or p -value of $Q_1(K)$ (or $Q_2(K)$), we generate a sequence of, say $B = 10000$, multivariate random vectors with the same distribution of \mathbf{z}_1 (or \mathbf{z}_2), and then use the empirical distributions to approximate the corresponding null distribution. From the simulation experiments in the next section, $Q_1(K)$ is more powerful in detecting the misspecification in the conditional location, while $Q_2(K)$ has a better performance in detecting the misspecification in the conditional scale. As in Li and Li (2008), these two test statistics should be used in conjunction to check the adequacy of the fitted conditional quantiles.

5 Simulation studies

This section conducts three simulation experiments to evaluate the finite-sample performance of the proposed self-weighted CQE in Section 3 and diagnostic tools in Section 4.

For all experiments, we consider two sample sizes, $n = 500$ and 1000 , and there are 1000 replications for each sample size.

The first experiment is to evaluate the self-weighted CQE $\hat{\theta}_{\tau n}$. The data generating process is

$$y_t = \phi(u_t)y_{t-1} + S_Q(b(u_t) + \beta(u_t)y_{t-1}^2), \quad (5.1)$$

where u_t are *i.i.d.* standard uniform random variables. We set the coefficient functions below,

$$\phi(\tau) = -0.2, \quad b(\tau) = S_Q^{-1}(F_b^{-1}(\tau)) \quad \text{and} \quad \beta(\tau) = 0.4b(\tau), \quad (5.2)$$

where $S_Q^{-1}(\tau) = \tau^2 \text{sgn}(\tau)$ is the inverse function of $S_Q(\cdot)$, and $F_b(\cdot)$ is the distribution function of the standard normal, the Student's t_5 or the Student's t_3 random variable. Note that the above data generating process is equivalent to a double AR model, $y_t = -0.2y_{t-1} + \varepsilon_t \sqrt{1 + 0.4y_{t-1}^2}$, with ε_t having the distribution of $F_b(\cdot)$. Two bandwidths are used in the difference quotient method,

$$h_B = n^{-1/5} \left\{ \frac{4.5f_N^4(F_N^{-1}(\tau))}{[2(F_N^{-1}(\tau))^2 + 1]^2} \right\}^{1/5} \quad \text{and} \quad h_{HS} = n^{-1/3} z_\alpha^{2/3} \left\{ \frac{1.5f_N^2(F_N^{-1}(\tau))}{2(F_N^{-1}(\tau))^2 + 1} \right\}^{1/3},$$

where $f_N(\cdot)$ and $F_N(\cdot)$ are the standard normal density and distribution functions, respectively, and $z_\alpha = F_N^{-1}(1 - \alpha/2)$ with α being set to 0.05 ; see Bofinger (1975) and Hall and Sheather (1988). The bandwidth h_B is selected by minimizing the mean square error of Gaussian density estimation, while h_{HS} is obtained based on the Edgeworth expansion for studentized quantiles.

Table 2 presents the bias, empirical standard deviation (ESD) and asymptotic standard deviation (ASD) of $\hat{\theta}_{\tau n}$ at quantile level $\tau = 0.05$ or 0.25 , and the corresponding values of $\theta_{\tau 0}$ are also given. It can be seen that, as the sample size increases, the biases, ESDs and ASDs decrease, and the ESDs get closer to their corresponding ASDs. Moreover, the biases, ESDs and ASDs get smaller as the quantile level increases from $\tau = 0.05$ to $\tau = 0.25$. It is obvious since there are more observations as the quantile level gets near to the center, although the true values of $b(\tau)$ and $\beta(\tau)$ also become smaller as τ approaches 0.5 . Finally, most biases, ESDs and ASDs increase as the distribution of $F_b(\cdot)$ gets heavy-tailed, and the bandwidth h_{HS} outperforms h_B in general. We next consider a more general setting

of coefficient functions,

$$\phi(\tau) = 0.5\tau, \quad b(\tau) = S_Q^{-1}(F_b^{-1}(\tau)) \quad \text{and} \quad \beta(\tau) = 0.5\tau b(\tau). \quad (5.3)$$

The bias, ESD and ASD of $\hat{\theta}_{\tau n}$ are listed in Table 3, and we have the findings similar to the case with coefficient functions (5.2).

The second experiment considers the self-weighted residual QACFs, $\hat{\rho}_{k,\tau}$ and $\hat{r}_{k,\tau}$, and the approximation of their asymptotic distributions. The number of lags is set to $K = 6$, and all the other settings are the same as in the first experiment. For model (5.1) with coefficient function (5.2), Tables 4 and 5 give the biases, ESDs and ASDs of $\hat{\rho}_{k,\tau}$ and $\hat{r}_{k,\tau}$, respectively, with lags $k = 2, 4$ and 6 . We have four findings for both residual QACFs $\hat{\rho}_{k,\tau}$ and $\hat{r}_{k,\tau}$: (1) the biases, ESDs and ASDs decrease as the sample size increases or as the quantile level increases from $\tau = 0.05$ to 0.25 ; (2) the ESDs and ASDs are very close to each other; (3) the biases, ESDs and ASDs get smaller as $F_b(\cdot)$ becomes heavy-tailed; (4) two bandwidths h_{HS} and h_B perform similarly. For the case with coefficient functions at (5.3), similar results can be found, and hence are omitted.

In the third experiment, we study the proposed portmanteau tests $Q_1(K)$ and $Q_2(K)$. The data generating process is

$$y_t = c_1 y_{t-2} + S_Q \left(b(u_t) + 0.1b(u_t)y_{t-1}^2 + c_2 b(u_t)y_{t-2}^2 \right) \quad (5.4)$$

with $b(\cdot)$ being defined as in previous experiments, while a quantile double AR model with order one is fitted to the generated sequences. As a result, the case of $c_1 = c_2 = 0$ corresponds to the size, the case of $c_1 \neq 0$ to the misspecification in the conditional location, and the case of $c_2 \neq 0$ to the misspecification in the conditional scale. Two departure levels, 0.1 and 0.3 , are considered for both c_1 and c_2 , and we calculate the critical values by generating $B = 10000$ random vectors. Table 6 gives the rejection rates of $Q_1(6)$ and $Q_2(6)$. It can be seen that the size gets closer to the nominal rate as the sample size n increases to 1000 or the quantile level τ increases to 0.25 , and almost all powers increase as the sample size or departure level increases. Moreover, two bandwidths h_{HS} and h_B perform similarly in terms of both sizes and powers. In general, $Q_1(K)$ is more powerful than $Q_2(K)$ in detecting the misspecification in the conditional location. However, $Q_2(K)$ is more powerful in detecting the misspecification in the conditional scale, and actually

$Q_1(K)$ even has no power at $\tau = 0.25$. This indicates that $Q_1(K)$ and $Q_2(K)$ should be used in conjunction. Finally, when the data are more heavy-tailed, $Q_1(K)$ becomes less powerful in detecting the misspecification in the conditional location, while $Q_2(K)$ is more powerful in detecting the misspecification in the conditional scale. This may be due to the mixture of two effects: the worse performance of the estimation and the larger value of $|c_2b(\tau)|$ in the conditional scale.

In sum, both the self-weighted CQE and diagnostic tools can be used to handle the heavy-tailed time series, and the two portmanteau tests are suggested to be used together to check the adequacy of fitted conditional quantiles. For the selection of bandwidth in estimating the quantity of $f_{t-1}(F_{t-1}^{-1}(\tau))$, we recommend h_{HS} since it has a more stable performance in estimation, and a comparable performance in diagnostic checking. It is used in estimating the covariance matrices in the next section.

6 An empirical example

This section analyzes the weekly closing prices of S&P500 Index from January 10, 1997 to December 30, 2016. Figure 2 gives the time plot of log returns in percentage, denoted by $\{y_t\}$, and there are 1043 observations in total. The summary statistics for $\{y_t\}$ are listed in Table 1, and it can be seen that the data is negatively skewed and heavy-tailed.

Table 1: Summary statistics for log returns

Min	Max	Mean	Median	Std. Dev.	Skewness	Kurtosis
-20.189	11.251	0.000	0.097	2.488	-0.746	6.119

The autocorrelation can be found from the sample autocorrelation functions (ACFs) of both $\{y_t\}$ and $\{y_t^2\}$. We then consider a double AR model,

$$y_t = -0.091_{0.040}y_{t-1} + 0.051_{0.036}y_{t-2} - 0.013_{0.037}y_{t-3} + \varepsilon_t \sqrt{2.583_{0.193} + 0.255_{0.031}y_{t-1}^2 + 0.132_{0.039}y_{t-2}^2 + 0.197_{0.035}y_{t-3}^2}, \quad (6.1)$$

where the Gaussian QMLE is employed, standard errors are given in the corresponding subscripts, and the order is selected by the Bayesian information criterion (BIC) with

$p_{\max} = 5$. It can be seen that, at the 5% significance level, all fitted coefficients in the conditional mean are insignificant or marginally significant, while those in the conditional variance are significant.

We apply the quantile double AR model with order three to the sequence, and the quantile levels are set to $\tau_k = k/20$ with $1 \leq k \leq 19$. The estimates of $\phi_i(\tau)$ for $1 \leq i \leq 3$, together with their 95% confidence bands, are plotted against the quantile level in Figure 3, and those of ϕ_i in the fitted double AR model (6.1) are also given for the sake of comparison. The confidence bands of $\phi_i(\tau)$ and ϕ_i at lags 1 and 2 are not overlapped at the quantile levels around $\tau = 0.8$, while those at lag 3 are significantly separated from each other around $\tau = 0.2$. We may conclude the τ -dependence of $\phi_i(\tau)$'s, and the commonly used double AR model is limited in interpreting such type of financial time series.

We next attempt to compare the fitted coefficients in the conditional scale of our model with those of model (6.1). Note that, from Remark 1, the quantity of $\beta_j(\tau)/b(\tau)$ for each $1 \leq j \leq p$ in the quantile double AR model corresponds to β_j/ω in the double AR model. Moreover, when the quantile level τ is near to 0.5, the estimate of $b(\tau)$ is very small, and this makes the value of $\hat{\beta}_j(\tau)/\hat{b}(\tau)$ abnormally large. As a result, Figure 4 plots the fitted values of $\beta_j(\tau)/b(\tau)$ for $1 \leq j \leq 3$, together with their 95% confidence bands, against the quantile level with $|\tau - 0.5| \geq 0.15$, and the fitted values of β_j/ω from model (6.1) are also reported. The confidence bands of $\beta_1(\tau)/b(\tau)$ and β_1/ω are separated from each other for the quantile levels around $\tau = 0.25$. Note that, for the double AR model (1.2), the coefficients in the conditional scale include $S_Q(b_\tau \beta_j)$ with $1 \leq j \leq p$, which already depend on the quantile level. We may argue that it is still not flexible enough in interpreting this series.

Since 5% VaR is usually of interest for the practitioner, we give more details about the fitted conditional quantile at $\tau = 0.05$,

$$\begin{aligned} \hat{Q}_{0.05}(y_t | \mathcal{F}_{t-1}) = & 0.091_{0.198} y_{t-1} + 0.379_{0.135} y_{t-2} + 0.260_{0.139} y_{t-3} \\ & + S_Q \left(-6.951_{1.773} - 0.261_{0.698} y_{t-1}^2 - 0.367_{0.413} y_{t-2}^2 - 1.346_{0.501} y_{t-3}^2 \right), \end{aligned}$$

where standard errors are given in the corresponding subscripts of the estimated coefficients. Figure 5 plots the residual QACFs $\hat{\rho}_{k,\tau}$ and $\hat{r}_{k,\tau}$, and they slightly stand out the 95% confidence bands only at lags 1 and 4. The p -values of $Q_1(K)$ and $Q_2(K)$ are all larger

than 0.717 and 0.733 respectively for $K = 10, 20$ and 30 . We may conclude that both residual QACFs are insignificant both individually and jointly, and the fitted conditional quantile is adequate.

We consider the one-step ahead conditional quantile prediction at level $\tau = 0.05$, which is the negative values of 5% VaR forecast, and a rolling forecasting procedure is performed. Specifically, we begin with the forecast origin $n = 501$, which corresponds to the date of August 11, 2006, and obtain the estimated coefficients of the quantile double AR model with order three and using the data from the beginning to the forecast origin (exclusive). For each fitted model, we calculate the one-step ahead conditional quantile prediction for the next trading week by $\hat{Q}_{0.05}(y_{n+1}|\mathcal{F}_n) = \sum_{i=1}^3 \hat{\phi}_i(0.05)y_{n+1-i} + S_Q\left(\hat{b}(0.05) + \sum_{j=1}^3 \hat{\beta}_j(0.05)y_{n+1-j}^2\right)$. Then we advance the forecast origin by one and repeat the previous estimation and prediction procedure until all data are utilized. These predicted values are displayed against the time plot in Figure 2. The magnitudes of VaRs become larger as the return becomes more volatile, and the returns fall below their calculated negative 5% VaRs occasionally.

In sum, it is necessary to consider the quantile double AR model to interpret these stock indices, and the proposed inference tools can also provide reliable results.

7 Conclusion and discussion

This paper proposes a new conditional heteroscedastic model, which has varying structures at different quantile levels, and its necessity is illustrated by analyzing the weekly S&P500 Index. A simple but ingenious transformation $S_Q(\cdot)$ is introduced to the conditional scale, and this makes the AR coefficients free from nonnegative constraints. The strict stationarity of the new model is derived, and inference tools, including a self-weighted CQE and two portmanteau tests, are constructed.

Our model can be extended in two directions. First, as far as we know, this is the first quantile conditional heteroscedastic model in the literature, and it is certainly of interest to consider other types of quantile conditional heteroscedastic time series models (Francq and Zakoian, 2010). Moreover, based on the transformation of $S_Q(\cdot)$, the proposed quantile double AR model (2.3) has a seemingly linear structure. As a result, we may

consider a multivariate quantile double AR model, say with order one,

$$y_{lt} = \sum_{m=1}^N \phi_{lm}(u_{lt}) y_{m,t-1} + S_Q \left(b_l(u_{lt}) + \sum_{m=1}^N \beta_{lm}(u_{lt}) y_{m,t-1}^2 \right), \quad 1 \leq l \leq N,$$

where $\mathbf{y}_t = (y_{1t}, \dots, y_{Nt})'$ is a N -dimensional time series, $\mathbf{u}_t = (u_{1t}, \dots, u_{Nt})'$, $\mathbf{b}(\mathbf{u}_t) = (b_1(u_{1t}), \dots, b_N(u_{Nt}))'$, $\boldsymbol{\phi}(\mathbf{u}_t) = (\phi_{lm}(u_{lt}))$ and $\boldsymbol{\beta}(\mathbf{u}_t) = (\beta_{lm}(u_{lt}))$ are $N \times N$ coefficient matrices, and the marginal distributions of \mathbf{u}_t are all standard uniform; see Tsay (2014). It may be even possible to be able to handle high-dimensional time series, when the coefficient matrices $\boldsymbol{\phi}(\mathbf{u}_t)$ and $\boldsymbol{\beta}(\mathbf{u}_t)$ are sparsed or have a low-rank structure (Zhu et al., 2017). We leave it for future research.

Appendix: Technical proofs

This appendix gives the technical proofs of Theorems 1-4, and Lemmas 1-2 give some preliminary results for proving Theorem 3. Throughout the appendix, the notation C is a generic constant which may take different values from lines to lines. The norm of a matrix or column vector is defined as $\|A\| = \sqrt{\text{tr}(AA')} = \sqrt{\sum_{i,j} |a_{ij}|^2}$.

Proof of Theorem 1. Let $\mathbf{y}_t = (y_t, y_{t-1}, \dots, y_{t-p+1})'$, \mathcal{B}^p be the class of Borel sets of \mathbb{R}^p , and ν_p be the Lebesgue measure on $(\mathbb{R}^p, \mathcal{B}^p)$. Denote by $m : \mathbb{R}^p \rightarrow \mathbb{R}$ the projection map onto the first coordinate, i.e. $m(\mathbf{x}) = x_1$ for $\mathbf{x} = (x_1, x_2, \dots, x_p)'$. Define the function $G(u; \mathbf{v}_1, \mathbf{v}_2) = \mathbf{v}_1' \boldsymbol{\phi}(u) + S_Q(b(u) + \mathbf{v}_2' \boldsymbol{\beta}(u))$ for $u \in (0, 1)$ and vectors $\mathbf{v}_1, \mathbf{v}_2 \in \mathbb{R}^p$, where $b(\cdot)$, $\boldsymbol{\phi}(\cdot)$ and $\boldsymbol{\beta}(\cdot)$ are defined as in Section 3. As a result, $\{\mathbf{y}_t\}$ is a homogeneous Markov chain on the state space $(\mathbb{R}^p, \mathcal{B}^p, \nu_p)$, with transition probability

$$P(\mathbf{x}, A) = \int_{m(A)} 2|b(\tilde{u}) + \mathbf{x}'_Q \boldsymbol{\beta}(\tilde{u})|^{1/2} f(S_Q^{-1}(z - \mathbf{x}' \boldsymbol{\phi}(\tilde{u})) - \mathbf{x}'_Q \boldsymbol{\beta}(\tilde{u})) dz$$

for $\mathbf{x} \in \mathbb{R}^p$ and $A \in \mathcal{B}^p$, where $\mathbf{x}_Q = (x_1^2, x_2^2, \dots, x_p^2)'$, $\tilde{u} = G^{-1}(z; \mathbf{x}, \mathbf{x}_Q)$ with G^{-1} being the inverse function of $G(u; \mathbf{x}, \mathbf{x}_Q)$, f is the density function of $b(u_t)$, and $S_Q^{-1}(x) = x^2 \text{sgn}(x)$ is the inverse function of $S_Q(x)$.

We can further show that its p -step transition probability is

$$\begin{aligned} P^p(\mathbf{x}, A) &= \int_A \prod_{i=1}^p 2|b(\tilde{u}_i) + \mathbf{X}'_{2,i-1} \boldsymbol{\beta}(\tilde{u}_i)|^{1/2} \\ &\quad \times f(S_Q^{-1}(z_i - \mathbf{X}'_{1,i-1} \boldsymbol{\phi}(\tilde{u}_i)) - \mathbf{X}'_{2,i-1} \boldsymbol{\beta}(\tilde{u}_i)) dz_1 \dots dz_p, \end{aligned} \quad (\text{A.1})$$

where $\tilde{u}_i = G^{-1}(z_i; \mathbf{X}_{1,i-1}, \mathbf{X}_{2,i-1})$ with $\mathbf{X}_{1,i} = (z_i, \dots, z_1, x_1, \dots, x_{p-i})'$ and $\mathbf{X}_{2,i} = (z_i^2, \dots, z_1^2, x_1^2, \dots, x_{p-i}^2)'$. Observe that, by Assumption 1, $P^p(\mathbf{x}, A) > 0$ for any $\mathbf{x} \in \mathbb{R}^p$ and $A \in \mathcal{B}^p$ with $\nu_p(A) > 0$, i.e., $\{\mathbf{y}_t\}$ is ν_p -irreducible.

To show that $\{\mathbf{y}_t\}$ is geometrically ergodic, next we verify the Tweedie's drift criterion (Tweedie, 1983, Theorem 4). Note that $(a + b)^\kappa \leq a^\kappa + b^\kappa$ for $a, b > 0$ and $0 < \kappa \leq 1$. Moreover, since $-|c| - |d| \leq c + d \leq |c| + |d|$ for any constants c and d . Then for any $u \in (0, 1)$, it follows that

$$-\sqrt{|b(u)|} - \sum_{i=1}^p \sqrt{|\beta_i(u)|} |x_i| \leq \left| b(u) + \sum_{i=1}^p \beta_i(u) x_i^2 \right|^{1/2} \leq \sqrt{|b(u)|} + \sum_{i=1}^p \sqrt{|\beta_i(u)|} |x_i|.$$

As a result, by Assumption 1, it can be verified that, for some $0 < \kappa \leq 1$,

$$\begin{aligned} E(|y_{t+1}|^\kappa | \mathbf{y}_t = \mathbf{x}) &= E \left| \sum_{i=1}^p \phi_i(u_{t+1}) x_i + S_Q \left(b(u_{t+1}) + \sum_{i=1}^p \beta_i(u_{t+1}) x_i^2 \right) \right|^\kappa \\ &\leq \sum_{i=1}^p \left[E|\phi_i(u_{t+1}) \operatorname{sgn}(x_i) + \sqrt{|\beta_i(u_{t+1})|}|^\kappa \right] |x_i|^\kappa + E|b(u_{t+1})|^\kappa \\ &\leq \sum_{i=1}^p a_i |x_i|^\kappa + E|b(u_{t+1})|^{\kappa/2}, \end{aligned}$$

where $a_i = \max\{E|\phi_i(u_{t+1}) - \sqrt{|\beta_i(u_{t+1})|}|^\kappa, E|\phi_i(u_{t+1}) + \sqrt{|\beta_i(u_{t+1})|}|^\kappa\}$ for $1 \leq i \leq p$. Note that $\sum_{i=1}^p a_i < 1$, and then we can find positive values $\{r_1, \dots, r_{p-1}\}$ such that

$$a_p < r_{p-1} < 1 - \sum_{i=1}^{p-1} a_i \quad \text{and} \quad a_{i+1} + r_{i+1} < r_i < 1 - \sum_{k=1}^i a_k \quad \text{for } 1 \leq i \leq p-2. \quad (\text{A.2})$$

Consider the test function $g(\mathbf{x}) = 1 + |x_1|^\kappa + \sum_{i=1}^{p-1} r_i |x_{i+1}|^\kappa$, and we have that

$$\begin{aligned} E[g(\mathbf{y}_{t+1}) | \mathbf{y}_t = \mathbf{x}] &\leq 1 + \sum_{i=1}^p a_i |x_i|^\kappa + \sum_{i=1}^{p-1} r_i |x_i|^\kappa + E|b(u_{t+1})|^{\kappa/2} \\ &= 1 + (a_1 + r_1) |x_1|^\kappa + \sum_{i=2}^{p-1} \frac{a_i + r_i}{r_{i-1}} r_{i-1} |x_i|^\kappa + \frac{a_p}{r_{p-1}} r_{p-1} |x_p|^\kappa + E|b(u_{t+1})|^{\kappa/2} \\ &\leq \rho g(\mathbf{x}) + 1 - \rho + E|b(u_{t+1})|^{\kappa/2}, \end{aligned}$$

where, from (A.2),

$$\rho = \max \left\{ a_1 + r_1, \frac{a_2 + r_2}{r_1}, \dots, \frac{a_{p-1} + r_{p-1}}{r_{p-2}}, \frac{a_p}{r_{p-1}} \right\} < 1.$$

Denote $\epsilon = 1 - \rho - (1 - \rho + E|b(u_{t+1})|^{\kappa/2})/g(\mathbf{x})$, and $K = \{\mathbf{x} : \|\mathbf{x}\| \leq L\}$, where L is a positive constant such that $g(\mathbf{x}) > 1 + E|b(u_{t+1})|^{\kappa/2}/(1 - \rho)$ as $\|\mathbf{x}\| > L$. We can verify that

$$E[g(\mathbf{y}_{t+1})|\mathbf{y}_t = \mathbf{x}] \leq (1 - \epsilon)g(\mathbf{x}), \quad \mathbf{x} \notin K,$$

and

$$E[g(\mathbf{y}_{t+1})|\mathbf{y}_t = \mathbf{x}] \leq C < \infty, \quad \mathbf{x} \in K,$$

i.e. Tweedie's drift criterion (Tweedie, 1983, Theorem 4) holds. Moreover, $\{\mathbf{y}_t\}$ is a Feller chain since, for each bounded continuous function $g^*(\cdot)$, $E[g^*(\mathbf{y}_t)|\mathbf{y}_{t-1} = \mathbf{x}]$ is continuous with respect to \mathbf{x} , and then K is a small set. As a result, from Theorem 4(ii) in Tweedie (1983) and Theorems 1 and 2 in Feigin and Tweedie (1985), $\{\mathbf{y}_t\}$ is geometrically ergodic with a unique stationary distribution $\pi(\cdot)$, and

$$\int_{\mathbb{R}^p} g(\mathbf{x})\pi(d\mathbf{x}) = 1 + \left(1 + \sum_{i=1}^{p-1} r_i\right) E|y_t|^\kappa < \infty,$$

which implies that $E|y_t|^\kappa < \infty$. This accomplishes the proof. \square

Proof of Theorem 2. Recall that $q_t(\boldsymbol{\theta}_\tau) = \mathbf{y}'_{1,t-1}\boldsymbol{\phi}(\tau) + S_Q(b(\tau) + \mathbf{y}'_{2,t-1}\boldsymbol{\beta}(\tau))$, where $\boldsymbol{\theta}_\tau = (\boldsymbol{\phi}'(\tau), b(\tau), \boldsymbol{\beta}'(\tau))'$. Define $L_n(\boldsymbol{\theta}_\tau) = n^{-1} \sum_{t=p+1}^n \omega_t \ell_t(\boldsymbol{\theta}_\tau)$, where $\ell_t(\boldsymbol{\theta}_\tau) = \rho_\tau(y_t - q_t(\boldsymbol{\theta}_\tau))$. To show the consistency, it suffices to verify the following claims:

- (i) $E[\sup_{\boldsymbol{\theta}_\tau} \omega_t \ell_t(\boldsymbol{\theta}_\tau)] < \infty$;
- (ii) $E[\omega_t \ell_t(\boldsymbol{\theta}_\tau)]$ has a unique minimum at $\boldsymbol{\theta}_{\tau 0}$;
- (iii) For any $\boldsymbol{\theta}_\tau^\dagger \in \Theta_\tau$, $E[\sup_{\boldsymbol{\theta}_\tau \in B_\eta(\boldsymbol{\theta}_\tau^\dagger)} \omega_t |\ell_t(\boldsymbol{\theta}_\tau) - \ell_t(\boldsymbol{\theta}_\tau^\dagger)|] \rightarrow 0$ as $\eta \rightarrow 0$, where $B_\eta(\boldsymbol{\theta}_\tau^\dagger) = \{\boldsymbol{\theta}_\tau \in \Theta_\tau : \|\boldsymbol{\theta}_\tau^\dagger - \boldsymbol{\theta}_\tau\| < \eta\}$ is an open neighborhood of $\boldsymbol{\theta}_\tau^\dagger$ with radius $\eta > 0$.

We first prove Claim (i). By Assumptions 2-3, the boundedness of $b(\tau)$, $\boldsymbol{\phi}(\tau)$ and $\boldsymbol{\beta}(\tau)$, and the fact that $|\rho_\tau(x)| \leq |x|$, it holds that

$$E[\sup_{\boldsymbol{\theta}_\tau} \omega_t \ell_t(\boldsymbol{\theta}_\tau)] \leq E[\sup_{\boldsymbol{\theta}_\tau} |\omega_t y_t|] + E[\sup_{\boldsymbol{\theta}_\tau} |\omega_t q_t(\boldsymbol{\theta}_\tau)|] < \infty.$$

Hence, (i) is verified.

We next prove (ii). For $x \neq 0$, it holds that

$$\begin{aligned}\rho_\tau(x - y) - \rho_\tau(x) &= -y\psi_\tau(x) + y \int_0^1 [I(x \leq ys) - I(x \leq 0)]ds \\ &= -y\psi_\tau(x) + (x - y)[I(0 > x > y) - I(0 < x < y)],\end{aligned}\tag{A.3}$$

where $\psi_\tau(x) = \tau - I(x < 0)$; see Knight (1998). Let $\nu_t(\boldsymbol{\theta}_\tau) = q_t(\boldsymbol{\theta}_\tau) - q_t(\boldsymbol{\theta}_{\tau 0})$ and $\eta_{t,\tau} = y_t - q_t(\boldsymbol{\theta}_{\tau 0})$. By (A.3), it follows that

$$\begin{aligned}\ell_t(\boldsymbol{\theta}_\tau) - \ell_t(\boldsymbol{\theta}_{\tau 0}) \\ = -\nu_t(\boldsymbol{\theta}_\tau)\psi_\tau(\eta_{t,\tau}) + [\eta_{t,\tau} - \nu_t(\boldsymbol{\theta}_\tau)] [I(0 > \eta_{t,\tau} > \nu_t(\boldsymbol{\theta}_\tau)) - I(0 < \eta_{t,\tau} < \nu_t(\boldsymbol{\theta}_\tau))].\end{aligned}$$

This, together with $\omega_t \geq 0$ by Assumption 3 and $E[\psi_\tau(\eta_{t,\tau})] = 0$, implies that

$$\begin{aligned}E[\omega_t \ell_t(\boldsymbol{\theta}_\tau)] - E[\omega_t \ell_t(\boldsymbol{\theta}_{\tau 0})] \\ = E\{\omega_t [\eta_{t,\tau} - \nu_t(\boldsymbol{\theta}_\tau)] [I(0 > \eta_{t,\tau} > \nu_t(\boldsymbol{\theta}_\tau)) - I(0 < \eta_{t,\tau} < \nu_t(\boldsymbol{\theta}_\tau))]\} \geq 0.\end{aligned}\tag{A.4}$$

By Assumption 4, $f_{t-1}(x)$ is continuous at a neighborhood of $q_t(\boldsymbol{\theta}_{\tau 0})$, then the above equality holds if and only if $\nu_t(\boldsymbol{\theta}_\tau) = 0$ a.s. for some $t \in \mathbb{Z}$. Then we have

$$\mathbf{y}'_{1,t-1}[\phi_0(\tau) - \phi(\tau)] = S_Q(b(\tau) + \mathbf{y}'_{2,t-1}\boldsymbol{\beta}(\tau)) - S_Q(b_0(\tau) + \mathbf{y}'_{2,t-1}\boldsymbol{\beta}_0(\tau)).$$

Note that $b_0(\tau) \neq 0$ and, given \mathcal{F}_{t-2} , y_{t-1} is independent of all the others. As a result, it holds that $\phi_1(\tau) = \phi_{10}(\tau)$ and $\beta_1(\tau) = \beta_{10}(\tau)$. Sequentially we can show that $\phi_i(\tau) = \phi_{i0}(\tau)$ and $\beta_i(\tau) = \beta_{i0}(\tau)$ for $i \geq 2$, and hence $b(\tau) = b_0(\tau)$. Therefore, $\boldsymbol{\theta}_\tau = \boldsymbol{\theta}_{\tau 0}$ and (ii) is verified.

Finally, we show (iii). By Taylor expansion, it holds that

$$|q_t(\boldsymbol{\theta}_\tau) - q_t(\boldsymbol{\theta}_\tau^\dagger)| \leq \|\boldsymbol{\theta}_\tau - \boldsymbol{\theta}_\tau^\dagger\| \|\dot{q}_t(\boldsymbol{\theta}_\tau^*)\|,$$

where $\boldsymbol{\theta}_\tau^*$ is between $\boldsymbol{\theta}_\tau$ and $\boldsymbol{\theta}_\tau^\dagger$. This together with the Lipschitz continuity of $\rho_\tau(x)$, by Assumption 3, we have

$$E\left[\sup_{\boldsymbol{\theta}_\tau \in B_\eta(\boldsymbol{\theta}_\tau^\dagger)} \omega_t |\ell_t(\boldsymbol{\theta}_\tau) - \ell_t(\boldsymbol{\theta}_\tau^\dagger)|\right] \leq C\eta E[\omega_t \dot{q}_t(\boldsymbol{\theta}_\tau^*)]$$

tends to 0 as $\eta \rightarrow 0$. Hence, Claim (iii) holds.

Based on Claims (i)-(iii), by a method similar to that in Huber (1973), we next verify the consistency. Let V be any open neighborhood of $\boldsymbol{\theta}_{\tau_0} \in \Theta_\tau$. By Claim (iii), for any $\boldsymbol{\theta}_\tau^\dagger \in V^c = \Theta_\tau/V$ and $\epsilon > 0$, there exists an $\eta_0 > 0$ such that

$$E\left[\inf_{\boldsymbol{\theta}_\tau \in B_{\eta_0}(\boldsymbol{\theta}_\tau^\dagger)} \omega_t \ell_t(\boldsymbol{\theta}_\tau)\right] \geq E[\omega_t \ell_t(\boldsymbol{\theta}_\tau^\dagger)] - \epsilon. \quad (\text{A.5})$$

From Claim (i), by the ergodic theorem, it follows that

$$\frac{1}{n} \sum_{t=p+1}^n \inf_{\boldsymbol{\theta}_\tau \in B_{\eta_0}(\boldsymbol{\theta}_\tau^\dagger)} \omega_t \ell_t(\boldsymbol{\theta}_\tau) \geq E\left[\inf_{\boldsymbol{\theta}_\tau \in B_{\eta_0}(\boldsymbol{\theta}_\tau^\dagger)} \omega_t \ell_t(\boldsymbol{\theta}_\tau)\right] - \epsilon \quad (\text{A.6})$$

as n is large enough. Since V^c is compact, we can choose $\{B_{\eta_0}(\boldsymbol{\theta}_{\tau i}) : \boldsymbol{\theta}_{\tau i} \in V^c, i = 1, \dots, k\}$ to be a finite covering of V^c . Then by (A.5) and (A.6), we have

$$\begin{aligned} \inf_{\boldsymbol{\theta}_\tau \in V^c} L_n(\boldsymbol{\theta}_\tau) &= \min_{1 \leq i \leq k} \inf_{\boldsymbol{\theta}_\tau \in B_{\eta_0}(\boldsymbol{\theta}_{\tau i})} L_n(\boldsymbol{\theta}_\tau) \\ &\geq \min_{1 \leq i \leq k} \frac{1}{n} \sum_{t=p+1}^n \inf_{\boldsymbol{\theta}_\tau \in B_{\eta_0}(\boldsymbol{\theta}_{\tau i})} \omega_t \ell_t(\boldsymbol{\theta}_\tau) \\ &\geq \min_{1 \leq i \leq k} E\left[\inf_{\boldsymbol{\theta}_\tau \in B_{\eta_0}(\boldsymbol{\theta}_{\tau i})} \omega_t \ell_t(\boldsymbol{\theta}_\tau)\right] - \epsilon \end{aligned} \quad (\text{A.7})$$

as n is large enough. Moreover, for each $\boldsymbol{\theta}_{\tau i} \in V^c$, by Claim (ii), there exists an $\epsilon_0 > 0$ such that

$$E\left[\inf_{\boldsymbol{\theta}_\tau \in B_{\eta_0}(\boldsymbol{\theta}_{\tau i})} \omega_t \ell_t(\boldsymbol{\theta}_\tau)\right] \geq E[\omega_t \ell_t(\boldsymbol{\theta}_{\tau 0})] + 3\epsilon_0. \quad (\text{A.8})$$

Therefore, by (A.7) and (A.8), taking $\epsilon = \epsilon_0$, it holds that

$$\inf_{\boldsymbol{\theta}_\tau \in V^c} L_n(\boldsymbol{\theta}_\tau) \geq E[\omega_t \ell_t(\boldsymbol{\theta}_{\tau 0})] + 2\epsilon_0. \quad (\text{A.9})$$

Furthermore, by the ergodic theorem, it follows that

$$\inf_{\boldsymbol{\theta}_\tau \in V} L_n(\boldsymbol{\theta}_\tau) \leq L_n(\boldsymbol{\theta}_{\tau 0}) = \frac{1}{n} \sum_{t=p+1}^n \omega_t \ell_t(\boldsymbol{\theta}_{\tau 0}) \leq E[\omega_t \ell_t(\boldsymbol{\theta}_{\tau 0})] + \epsilon_0. \quad (\text{A.10})$$

Combing (A.9) and (A.10), we have

$$\inf_{\boldsymbol{\theta}_\tau \in V^c} L_n(\boldsymbol{\theta}_\tau) \geq E[\omega_t \ell_t(\boldsymbol{\theta}_{\tau 0})] + 2\epsilon_0 > E[\omega_t \ell_t(\boldsymbol{\theta}_{\tau 0})] + \epsilon_0 \geq \inf_{\boldsymbol{\theta}_\tau \in V} L_n(\boldsymbol{\theta}_\tau), \quad (\text{A.11})$$

which implies that

$$\hat{\boldsymbol{\theta}}_{\tau n} \in V \quad \text{a.s. for } \forall V, \text{ as } n \text{ is large enough.}$$

By the arbitrariness of V , it implies that $\hat{\boldsymbol{\theta}}_{\tau n} \rightarrow \boldsymbol{\theta}_{\tau 0}$ a.s. The proof of this theorem is complete. \square

Proof of Theorem 3. For $\mathbf{u} \in \mathbb{R}^{2p+1}$, define $H_n(\mathbf{u}) = n[L_n(\boldsymbol{\theta}_{\tau_0} + \mathbf{u}) - L_n(\boldsymbol{\theta}_{\tau_0})]$, where $L_n(\boldsymbol{\theta}_\tau) = n^{-1} \sum_{t=p+1}^n \omega_t \rho_\tau(y_t - q_t(\boldsymbol{\theta}_\tau))$. Denote $\hat{\mathbf{u}}_n = \hat{\boldsymbol{\theta}}_{\tau_n} - \boldsymbol{\theta}_{\tau_0}$. By Theorem 2, it holds that $\hat{\mathbf{u}}_n = o_p(1)$. Note that $\hat{\mathbf{u}}_n$ is the minimizer of $H_n(\mathbf{u})$, since $\hat{\boldsymbol{\theta}}_{\tau_n}$ minimizes $L_n(\boldsymbol{\theta}_\tau)$. Define $J = \Omega_1(\tau)/2$. By Assumption 3 and the ergodic theorem, $J_n = J + o_p(1)$, where J_n is defined in Lemma 2. Moreover, from Lemma 2, it follows that

$$\begin{aligned} H_n(\hat{\mathbf{u}}_n) &= -\sqrt{n}\hat{\mathbf{u}}_n' \mathbf{T}_n + \sqrt{n}\hat{\mathbf{u}}_n' J \sqrt{n}\hat{\mathbf{u}}_n + o_p(\sqrt{n}\|\hat{\mathbf{u}}_n\| + n\|\hat{\mathbf{u}}_n\|^2) \\ &\geq -\sqrt{n}\|\hat{\mathbf{u}}_n\|[\|\mathbf{T}_n\| + o_p(1)] + n\|\hat{\mathbf{u}}_n\|^2[\lambda_{\min} + o_p(1)], \end{aligned} \quad (\text{A.12})$$

where λ_{\min} is the smallest eigenvalue of J , and \mathbf{T}_n is defined in Lemma 2. Note that, as $n \rightarrow \infty$, \mathbf{T}_n converges in distribution to a normal random variable with mean zero and variance matrix $\tau(1-\tau)\Omega_0(\tau)$.

Since $H_n(\hat{\mathbf{u}}_n) \leq 0$, by Assumption 3, it holds that

$$\sqrt{n}\|\hat{\mathbf{u}}_n\| \leq [\lambda_{\min} + o_p(1)]^{-1}[\|\mathbf{T}_n\| + o_p(1)] = O_p(1). \quad (\text{A.13})$$

This together with Theorem 2, verifies the \sqrt{n} -consistency. Hence, Statement (i) holds.

Let $\sqrt{n}\mathbf{u}_n^* = J^{-1}\mathbf{T}_n/2 = \Omega_1^{-1}(\tau)\mathbf{T}_n$, then we have

$$\sqrt{n}\mathbf{u}_n^* \rightarrow N(\mathbf{0}, \tau(1-\tau)\Omega_1^{-1}(\tau)\Omega_0(\tau)\Omega_1^{-1}(\tau))$$

in distribution as $n \rightarrow \infty$. Therefore, it suffices to show that $\sqrt{n}\mathbf{u}_n^* - \sqrt{n}\hat{\mathbf{u}}_n = o_p(1)$. By (A.12) and (A.13), we have

$$\begin{aligned} H_n(\hat{\mathbf{u}}_n) &= -\sqrt{n}\hat{\mathbf{u}}_n' \mathbf{T}_n + \sqrt{n}\hat{\mathbf{u}}_n' J \sqrt{n}\hat{\mathbf{u}}_n + o_p(1) \\ &= -2\sqrt{n}\hat{\mathbf{u}}_n' J \sqrt{n}\mathbf{u}_n^* + \sqrt{n}\hat{\mathbf{u}}_n' J \sqrt{n}\hat{\mathbf{u}}_n + o_p(1), \end{aligned}$$

and

$$H_n(\mathbf{u}_n^*) = -\sqrt{n}\mathbf{u}_n^{*'} \mathbf{T}_n + \sqrt{n}\mathbf{u}_n^{*'} J \sqrt{n}\mathbf{u}_n^* + o_p(1) = -\sqrt{n}\mathbf{u}_n^{*'} J \sqrt{n}\mathbf{u}_n^* + o_p(1).$$

It follows that

$$\begin{aligned} H_n(\hat{\mathbf{u}}_n) - H_n(\mathbf{u}_n^*) &= (\sqrt{n}\hat{\mathbf{u}}_n - \sqrt{n}\mathbf{u}_n^*)' J (\sqrt{n}\hat{\mathbf{u}}_n - \sqrt{n}\mathbf{u}_n^*) + o_p(1) \\ &\geq \lambda_{\min} \|\sqrt{n}\hat{\mathbf{u}}_n - \sqrt{n}\mathbf{u}_n^*\|^2 + o_p(1). \end{aligned} \quad (\text{A.14})$$

Since $H_n(\hat{\mathbf{u}}_n) - H_n(\mathbf{u}_n^*) = n[L_n(\boldsymbol{\theta}_{\tau_0} + \hat{\mathbf{u}}_n) - L_n(\boldsymbol{\theta}_{\tau_0} + \mathbf{u}_n^*)] \leq 0$ a.s., then (A.14) implies that $\|\sqrt{n}\hat{\mathbf{u}}_n - \sqrt{n}\mathbf{u}_n^*\| = o_p(1)$. We verify the asymptotic normality in Statement (ii), the proof is hence accomplished. \square

Proof of Theorem 4. We first show that $\hat{\mu}_{i,\tau} = \mu_{i,\tau} + o_p(1)$ and $\hat{\sigma}_{i,\tau}^2 = \sigma_{i,\tau}^2 + o_p(1)$ for $i = 1$ and 2. Recall that $\eta_{t,\tau} = y_t - Q_\tau(y_t|\mathcal{F}_{t-1}) = y_t - q_t(\boldsymbol{\theta}_{\tau_0})$ and $\hat{\eta}_{t,\tau} = y_t - \hat{Q}_\tau(y_t|\mathcal{F}_{t-1}) = y_t - q_t(\hat{\boldsymbol{\theta}}_{\tau n})$. By the Taylor expansion, we have

$$\hat{\eta}_{t,\tau} - \eta_{t,\tau} = -[q_t(\hat{\boldsymbol{\theta}}_{\tau n}) - q_t(\boldsymbol{\theta}_{\tau_0})] = -\dot{q}_t'(\boldsymbol{\theta}_\tau^*)(\hat{\boldsymbol{\theta}}_{\tau n} - \boldsymbol{\theta}_{\tau_0}),$$

and

$$\hat{\eta}_{t,\tau}^2 - \eta_{t,\tau}^2 = -[2y_t - q_t(\boldsymbol{\theta}_{\tau_0}) - q_t(\hat{\boldsymbol{\theta}}_{\tau n})]\dot{q}_t'(\boldsymbol{\theta}_\tau^*)(\hat{\boldsymbol{\theta}}_{\tau n} - \boldsymbol{\theta}_{\tau_0}),$$

where $\boldsymbol{\theta}_\tau^*$ is between $\boldsymbol{\theta}_{\tau_0}$ and $\hat{\boldsymbol{\theta}}_{\tau n}$. Then by the law of large numbers, $E(y_t^2) < \infty$ and the fact that $\hat{\boldsymbol{\theta}}_{\tau n} - \boldsymbol{\theta}_{\tau_0} = O_p(n^{-1/2})$, it holds that

$$\hat{\mu}_{1,\tau} = \frac{1}{n-p} \sum_{t=p+1}^n \eta_{t,\tau} + \frac{1}{n-p} \sum_{t=p+1}^n (\hat{\eta}_{t,\tau} - \eta_{t,\tau}) = \mu_{1,\tau} + o_p(1), \quad (\text{A.15})$$

and

$$\hat{\sigma}_{1,\tau}^2 = \frac{1}{n-p} \sum_{t=p+1}^n (\hat{\eta}_{t,\tau}^2 - \eta_{t,\tau}^2) + \frac{1}{n-p} \sum_{t=p+1}^n \eta_{t,\tau}^2 - \hat{\mu}_{1,\tau}^2 = \sigma_{1,\tau}^2 + o_p(1). \quad (\text{A.16})$$

Similarly, we can show that

$$\begin{aligned} \hat{\mu}_{2,\tau} &= \frac{1}{n-p} \sum_{t=p+1}^n |\eta_{t,\tau}| + \frac{1}{n-p} \sum_{t=p+1}^n (|\hat{\eta}_{t,\tau}| - |\eta_{t,\tau}|) \\ &\leq \frac{1}{n-p} \sum_{t=p+1}^n |\eta_{t,\tau}| + \frac{1}{n-p} \sum_{t=p+1}^n |\hat{\eta}_{t,\tau} - \eta_{t,\tau}| = \mu_{2,\tau} + o_p(1), \end{aligned}$$

and

$$\hat{\sigma}_{2,\tau}^2 = \frac{1}{n-p} \sum_{t=p+1}^n (|\hat{\eta}_{t,\tau}|^2 - |\eta_{t,\tau}|^2) + \frac{1}{n-p} \sum_{t=p+1}^n |\eta_{t,\tau}|^2 - \hat{\mu}_{2,\tau}^2 = \sigma_{2,\tau}^2 + o_p(1).$$

Since $|\sum_{t=p+1}^n \psi_\tau(\hat{\eta}_{t,\tau})| < 1$, by an elementary calculation, we have

$$\begin{aligned} &\frac{1}{\sqrt{n}} \sum_{t=p+k+1}^n w_t \psi_\tau(\hat{\eta}_{t,\tau}) [\hat{\eta}_{t-k,\tau} - \hat{\mu}_{1,\tau}] \\ &= \frac{1}{\sqrt{n}} \sum_{t=p+k+1}^n w_t \psi_\tau(\hat{\eta}_{t,\tau}) \hat{\eta}_{t-k,\tau} + O_p(n^{-1/2}) \\ &= \frac{1}{\sqrt{n}} \sum_{t=p+k+1}^n w_t \psi_\tau(\eta_{t,\tau}) \eta_{t-k,\tau} + A_{n1} + A_{n2} + A_{n3} + O_p(n^{-1/2}), \end{aligned} \quad (\text{A.17})$$

where

$$\begin{aligned}
A_{n1} &= \frac{1}{\sqrt{n}} \sum_{t=p+k+1}^n w_t [\psi_\tau(\hat{\eta}_{t,\tau}) - \psi_\tau(\eta_{t,\tau})] \eta_{t-k,\tau}, \\
A_{n2} &= \frac{1}{\sqrt{n}} \sum_{t=p+k+1}^n w_t \psi_\tau(\eta_{t,\tau}) (\hat{\eta}_{t-k,\tau} - \eta_{t-k,\tau}), \\
A_{n3} &= \frac{1}{\sqrt{n}} \sum_{t=p+k+1}^n w_t [\psi_\tau(\hat{\eta}_{t,\tau}) - \psi_\tau(\eta_{t,\tau})] (\hat{\eta}_{t-k,\tau} - \eta_{t-k,\tau}).
\end{aligned}$$

First, we consider A_{n1} . For any $\boldsymbol{\nu} \in \mathbb{R}^{2p+1}$, denote

$$\zeta_t(\boldsymbol{\nu}) = w_t [\psi_\tau(y_t - q_t(\boldsymbol{\theta}_{\tau 0} + n^{-1/2}\boldsymbol{\nu})) - \psi_\tau(y_t - q_t(\boldsymbol{\theta}_{\tau 0}))] \eta_{t-k,\tau} \quad \text{and}$$

$$\phi_n(\boldsymbol{\nu}) = \frac{1}{\sqrt{n}} \sum_{t=p+k+1}^n \{\zeta_t(\boldsymbol{\nu}) - E[\zeta_t(\boldsymbol{\nu}) | \mathcal{F}_{t-1}]\}.$$

Note that $w_t \in \mathcal{F}_{t-1}$. Then by the Taylor expansion and the Cauchy-Schwarz inequality, together with $E[w_t \|\mathbf{y}_{1,t-1}\|^3] < \infty$ by Assumption 3 and the fact that $f_{t-1}(x)$ is bounded by Assumption 4, it holds that

$$\begin{aligned}
E[\zeta_t^2(\boldsymbol{\nu})] &= E\{w_t |I(y_t < q_t(\boldsymbol{\theta}_{\tau 0} + n^{-1/2}\boldsymbol{\nu})) - I(y_t < q_t(\boldsymbol{\theta}_{\tau 0}))| \cdot w_t \eta_{t-k,\tau}^2\} \\
&\leq \{E[w_t |F_{t-1}(q_t(\boldsymbol{\theta}_{\tau 0} + n^{-1/2}\boldsymbol{\nu})) - F_{t-1}(q_t(\boldsymbol{\theta}_{\tau 0}))]|^2\}^{1/2} [E(w_t^2 \eta_{t-k,\tau}^4)]^{1/2} \\
&\leq C \{E[f_{t-1}^2(q_t(\boldsymbol{\theta}_\tau^*)) | n^{-1/2}\boldsymbol{\nu}' w_t^2 \dot{q}_t(\boldsymbol{\theta}_\tau^*) \dot{q}_t'(\boldsymbol{\theta}_\tau^*) n^{-1/2}\boldsymbol{\nu} |]\}^{1/2} \\
&\leq C n^{-1/2} \|\boldsymbol{\nu}\| \{ \|E[f_{t-1}^2(\boldsymbol{\theta}_\tau^*) w_t^2 \dot{q}_t(\boldsymbol{\theta}_\tau^*) \dot{q}_t'(\boldsymbol{\theta}_\tau^*)]\| \}^{1/2} = o(1).
\end{aligned}$$

where $\boldsymbol{\theta}_\tau^*$ is between $\boldsymbol{\theta}_{\tau 0}$ and $\hat{\boldsymbol{\theta}}_{\tau n}$. This together with $E[\phi_n(\boldsymbol{\nu})] = 0$, implies that

$$E[\phi_n^2(\boldsymbol{\nu})] \leq \frac{1}{n} \sum_{t=p+k+1}^n E[\zeta_t^2(\boldsymbol{\nu})] = o(1). \quad (\text{A.18})$$

For any $\boldsymbol{\nu}_1, \boldsymbol{\nu}_2 \in \mathbb{R}^{2p+1}$ and $\delta > 0$, it holds that

$$\begin{aligned}
&I(y_t < q_t(\boldsymbol{\theta}_{\tau 0} + n^{-1/2}\boldsymbol{\nu}_2)) - I(y_t < q_t(\boldsymbol{\theta}_{\tau 0} + n^{-1/2}\boldsymbol{\nu}_1)) \\
&= I(q_t(\boldsymbol{\theta}_{\tau 0} + n^{-1/2}\boldsymbol{\nu}_1) < y_t < q_t(\boldsymbol{\theta}_{\tau 0} + n^{-1/2}\boldsymbol{\nu}_2)) \\
&\quad - I(q_t(\boldsymbol{\theta}_{\tau 0} + n^{-1/2}\boldsymbol{\nu}_1) > y_t > q_t(\boldsymbol{\theta}_{\tau 0} + n^{-1/2}\boldsymbol{\nu}_2)).
\end{aligned}$$

Then by the Taylor expansion, for any $\boldsymbol{\nu}_1, \boldsymbol{\nu}_2 \in \mathbb{R}^{2p+1}$ and $\delta > 0$, it can be verified that

$$\begin{aligned}
& E \sup_{\|\boldsymbol{\nu}_1 - \boldsymbol{\nu}_2\| \leq \delta} |\zeta_t(\boldsymbol{\nu}_1) - \zeta_t(\boldsymbol{\nu}_2)| \\
& \leq \sup_{\|\boldsymbol{\nu}_1 - \boldsymbol{\nu}_2\| \leq \delta} |w_t[I(y_t < q_t(\boldsymbol{\theta}_{\tau_0} + n^{-1/2}\boldsymbol{\nu}_2)) - I(y_t < q_t(\boldsymbol{\theta}_{\tau_0} + n^{-1/2}\boldsymbol{\nu}_1))]\eta_{t-k,\tau}| \\
& \leq E \left\{ w_t I(|y_t| \leq \sup_{\|\boldsymbol{\nu}_1 - \boldsymbol{\nu}_2\| \leq \delta} |q_t(\boldsymbol{\theta}_{\tau_0} + n^{-1/2}\boldsymbol{\nu}_2) - q_t(\boldsymbol{\theta}_{\tau_0} + n^{-1/2}\boldsymbol{\nu}_1)|) |\eta_{t-k,\tau}| \right\} \\
& \leq E \left\{ w_t \Pr \left(|y_t| \leq \sup_{\|\boldsymbol{\nu}_1 - \boldsymbol{\nu}_2\| \leq \delta} n^{-1/2} \|\boldsymbol{\nu}_1 - \boldsymbol{\nu}_2\| \|\dot{q}_t(\boldsymbol{\theta}_\tau^*)\| \right) |\eta_{t-k,\tau}| \right\} \\
& \leq 2n^{-1/2} \delta E[\|w_t \sup_x f_{t-1}(x) \dot{q}_t(\boldsymbol{\theta}_\tau^*) \eta_{t-k,\tau}\|],
\end{aligned}$$

where $\boldsymbol{\theta}_\tau^*$ is between $\boldsymbol{\theta}_{\tau_0} + n^{-1/2}\boldsymbol{\nu}_1$ and $\boldsymbol{\theta}_{\tau_0} + n^{-1/2}\boldsymbol{\nu}_2$. This implies that

$$E \sup_{\|\boldsymbol{\nu}_1 - \boldsymbol{\nu}_2\| \leq \delta} |\phi_n(\boldsymbol{\nu}_1) - \phi_n(\boldsymbol{\nu}_2)| \leq \frac{2}{\sqrt{n}} \sum_{t=p+k+1}^n E \sup_{\|\boldsymbol{\nu}_1 - \boldsymbol{\nu}_2\| \leq \delta} |\zeta_t(\boldsymbol{\nu}_1) - \zeta_t(\boldsymbol{\nu}_2)| \leq C\delta. \quad (\text{A.19})$$

Therefore, it follows from (A.18), (A.19) and the finite covering theorem that

$$\sup_{\|\boldsymbol{\nu}\| \leq M} |\phi_n(\boldsymbol{\nu})| = o_p(1). \quad (\text{A.20})$$

Note that $E[\zeta_t(\boldsymbol{\nu})|\mathcal{F}_{t-1}] = w_t[F_{t-1}(q_t(\boldsymbol{\theta}_{\tau_0})) - F_{t-1}(q_t(\boldsymbol{\theta}_{\tau_0} + n^{-1/2}\boldsymbol{\nu}))]\eta_{t-k,\tau}$. Moreover, by the Taylor expansion, we can show that

$$\begin{aligned}
& \frac{1}{\sqrt{n}} \sum_{t=p+k+1}^n E[\zeta_t(\boldsymbol{\nu})|\mathcal{F}_{t-1}] \\
& = -\frac{1}{n} \sum_{t=p+k+1}^n w_t f_{t-1}(F_{t-1}^{-1}(\tau)) \dot{q}_t'(\boldsymbol{\theta}_{\tau_0}) \eta_{t-k,\tau} \cdot \boldsymbol{\nu} \\
& \quad - \boldsymbol{\nu}' \cdot \frac{1}{n} \sum_{t=p+k+1}^n w_t f_{t-1}(F_{t-1}^{-1}(\tau)) \ddot{q}_t(\boldsymbol{\theta}_\tau^*) \eta_{t-k,\tau} \cdot n^{-1/2} \boldsymbol{\nu}^* \\
& \quad - \boldsymbol{\nu}' \cdot \frac{1}{n} \sum_{t=p+k+1}^n w_t f_{t-1}(q_t(\boldsymbol{\theta}_\tau^{**})) \dot{q}_t(\boldsymbol{\theta}_\tau^{**}) \dot{q}_t'(\boldsymbol{\theta}_\tau^\dagger) \eta_{t-k,\tau} \cdot n^{-1/2} \boldsymbol{\nu}^\dagger,
\end{aligned}$$

where $\boldsymbol{\nu}^*$ and $\boldsymbol{\nu}^\dagger$ are between $\mathbf{0}$ and $\boldsymbol{\nu}$, and $\boldsymbol{\theta}_\tau^*$, $\boldsymbol{\theta}_\tau^{**}$, $\boldsymbol{\theta}_\tau^\dagger$ are between $\boldsymbol{\theta}_{\tau_0}$ and $\boldsymbol{\theta}_{\tau_0} + n^{-1/2}\boldsymbol{\nu}$.

Then by the law of large numbers, Assumptions 3 and 4, it follows that

$$\sup_{\|\boldsymbol{\nu}\| \leq \delta} \left| \frac{1}{\sqrt{n}} \sum_{t=p+k+1}^n E[\zeta_t(\boldsymbol{\nu})|\mathcal{F}_{t-1}] + H'_{1k} \boldsymbol{\nu} \right| \leq n^{-1/2} C\delta + o_p(1) = o_p(1).$$

This together with (A.20) and the fact that $\sqrt{n}(\hat{\boldsymbol{\theta}}_{\tau n} - \boldsymbol{\theta}_{\tau 0}) = O_p(1)$, implies that

$$A_{n1} = \frac{1}{\sqrt{n}} \sum_{t=p+k+1}^n E[\zeta_t(\boldsymbol{\nu}) | \mathcal{F}_{t-1}] + o_p(1) = -H'_{1k} \sqrt{n}(\hat{\boldsymbol{\theta}}_{\tau n} - \boldsymbol{\theta}_{\tau 0}) + o_p(1). \quad (\text{A.21})$$

Next, we consider A_{n2} . Since $E[\psi_\tau(\eta_{t,\tau})] = 0$, it holds that $E(A_{n2}) = 0$. By the Taylor expansion, the law of large numbers and the fact that $\sqrt{n}(\hat{\boldsymbol{\theta}}_{\tau n} - \boldsymbol{\theta}_{\tau 0}) = O_p(1)$, we can verify that $E(A_{n2}^2) = o_p(1)$ under Assumption 3. Hence,

$$A_{n2} = o_p(1). \quad (\text{A.22})$$

Finally, we consider A_{n3} . For any $\boldsymbol{\nu} \in \mathbb{R}^{2p+1}$, denote $\eta_{t,\tau}(\boldsymbol{\nu}) = y_t - q_t(\boldsymbol{\theta}_{\tau 0} + n^{-1/2}\boldsymbol{\nu})$ and

$$\varsigma_t(\boldsymbol{\nu}) = w_t[\psi_\tau(y_t - q_t(\boldsymbol{\theta}_{\tau 0} + n^{-1/2}\boldsymbol{\nu})) - \psi_\tau(y_t - q_t(\boldsymbol{\theta}_{\tau 0}))][\eta_{t-k,\tau}(\boldsymbol{\nu}) - \eta_{t-k,\tau}].$$

By a method similar to the proof of (A.18) and (A.20), we can show that, for any $\delta > 0$,

$$\sup_{\|\boldsymbol{\nu}\| \leq \delta} \left| \frac{1}{\sqrt{n}} \sum_{t=p+k+1}^n \{\varsigma_t(\boldsymbol{\nu}) - E[\varsigma_t(\boldsymbol{\nu}) | \mathcal{F}_{t-1}]\} \right| = o_p(1)$$

and

$$\sup_{\|\boldsymbol{\nu}\| \leq \delta} \left| \frac{1}{\sqrt{n}} \sum_{t=p+k+1}^n E[\varsigma_t(\boldsymbol{\nu}) | \mathcal{F}_{t-1}] \right| = o_p(1).$$

As a result,

$$\sup_{\|\boldsymbol{\nu}\| \leq \delta} \left| \frac{1}{\sqrt{n}} \sum_{t=p+k+1}^n w_t[\psi_\tau(y_t - q_t(\boldsymbol{\theta}_{\tau 0} + n^{-1/2}\boldsymbol{\nu})) - \psi_\tau(y_t - q_t(\boldsymbol{\theta}_{\tau 0}))][\eta_{t-k,\tau}(\boldsymbol{\nu}) - \eta_{t-k,\tau}] \right| = o_p(1),$$

which together with $\sqrt{n}(\hat{\boldsymbol{\theta}}_{\tau n} - \boldsymbol{\theta}_{\tau 0}) = O_p(1)$, implies that

$$A_{n3} = o_p(1). \quad (\text{A.23})$$

Combing (A.15)-(A.17), (A.21)-(A.23) and Theorem 3, we have

$$\hat{\rho}_{k,\tau} = \frac{1}{\sqrt{(\tau - \tau^2)\sigma_{1,\tau}^2}} \frac{1}{n} \sum_{t=p+k+1}^n [w_t \eta_{t-k,\tau} - H'_{1k} \Omega_1^{-1}(\tau) w_t \dot{q}_t(\boldsymbol{\theta}_{\tau 0})] \psi_\tau(\eta_{t,\tau}) + o_p(n^{1/2}).$$

Therefore, for $\hat{\boldsymbol{\rho}} = (\hat{\rho}_{1,\tau}, \dots, \hat{\rho}_{K,\tau})'$

$$\hat{\boldsymbol{\rho}} = \frac{1}{\sqrt{(\tau - \tau^2)\sigma_{1,\tau}^2}} \frac{1}{n} \sum_{t=p+k+1}^n [w_t \boldsymbol{\epsilon}_{1,t-1} - H_1(\tau) \Omega_1^{-1}(\tau) w_t \dot{q}_t(\boldsymbol{\theta}_{\tau 0})] \psi_\tau(\eta_{t,\tau}) + o_p(n^{1/2}),$$

where $\boldsymbol{\epsilon}_{1,t} = (\eta_{t,\tau}, \dots, \eta_{t-K+1,\tau})'$ and $H_1(\tau) = (H_{11}, \dots, H_{1K})'$.

Let $\hat{\mathbf{r}} = (\hat{r}_{1,\tau}, \dots, \hat{r}_{K,\tau})'$. Similar to the proof of $\hat{\boldsymbol{\rho}}$, we can show that

$$\hat{\mathbf{r}} = \frac{1}{\sqrt{(\tau - \tau^2)\sigma_{2,\tau}^2}} \frac{1}{n} \sum_{t=p+k+1}^n [w_t \boldsymbol{\epsilon}_{2,t-1} - H_2(\tau) \Omega_1^{-1}(\tau) w_t \dot{q}_t(\boldsymbol{\theta}_{\tau_0})] \psi_\tau(\eta_{t,\tau}) + o_p(n^{1/2}),$$

where $\boldsymbol{\epsilon}_{2,t} = (|\eta_{t,\tau}|, \dots, |\eta_{t-K+1,\tau}|)'$ and $H_2(\tau) = (H_{21}, \dots, H_{2K})'$. Hence, we complete the proof by the central limit theorem and the Cramér-Wold device. \square

The following two preliminary lemmas are used to prove Theorem 3. Specifically, Lemma 1 verifies the stochastic differentiability condition defined by Pollard (1985), and the bracketing method in Pollard (1985) is used for its proof. Lemma 2 is used to obtain the \sqrt{n} -consistency and the asymptotic normality of $\hat{\boldsymbol{\theta}}_{\tau n}$, and its proof needs Lemma 1.

Lemma 1. *Under Assumptions 2-4, then for $\boldsymbol{\theta}_\tau - \boldsymbol{\theta}_{\tau_0} = o_p(1)$, it holds that*

$$\zeta_n(\boldsymbol{\theta}_\tau) = o_p(\sqrt{n}\|\boldsymbol{\theta}_\tau - \boldsymbol{\theta}_{\tau_0}\| + n\|\boldsymbol{\theta}_\tau - \boldsymbol{\theta}_{\tau_0}\|^2),$$

where $\zeta_n(\boldsymbol{\theta}_\tau) = \sum_{t=p+1}^n \omega_t q_{1t}(\boldsymbol{\theta}_\tau) \{\xi_{1t}(\boldsymbol{\theta}_\tau) - E[\xi_{1t}(\boldsymbol{\theta}_\tau) | \mathcal{F}_{t-1}]\}$ with $q_{1t}(\boldsymbol{\theta}_\tau) = (\boldsymbol{\theta}_\tau - \boldsymbol{\theta}_{\tau_0})' \dot{q}_t(\boldsymbol{\theta}_{\tau_0})$, and

$$\xi_{1t}(\boldsymbol{\theta}_\tau) = \int_0^1 [I(y_t \leq F_{t-1}^{-1}(\tau) + q_{1t}(\boldsymbol{\theta}_\tau)s) - I(y_t \leq F_{t-1}^{-1}(\tau))] ds.$$

Proof. Note that

$$|\zeta_n(\boldsymbol{\theta}_\tau)| \leq \sqrt{n}\|\boldsymbol{\theta}_\tau - \boldsymbol{\theta}_{\tau_0}\| \sum_{j=1}^{2p+1} \left| \frac{1}{\sqrt{n}} \sum_{t=p+1}^n m_{t,j} \{\xi_{1t}(\boldsymbol{\theta}_\tau) - E[\xi_{1t}(\boldsymbol{\theta}_\tau) | \mathcal{F}_{t-1}]\} \right|,$$

where $m_{t,j} = \omega_t \partial q_t(\boldsymbol{\theta}_{\tau_0}) / \partial \theta_{\tau,j}$ with $\theta_{\tau,j}$ being the j th element of $\boldsymbol{\theta}_\tau$. For $1 \leq j \leq 2p+1$, define $g_t = \max_j \{m_{t,j}, 0\}$ or $g_t = \max_j \{-m_{t,j}, 0\}$. Denote $\mathbf{u} = \boldsymbol{\theta}_\tau - \boldsymbol{\theta}_{\tau_0}$. Let $f_t(\mathbf{u}) = g_t \xi_{1t}(\boldsymbol{\theta}_\tau)$ and define

$$D_n(\mathbf{u}) = \frac{1}{\sqrt{n}} \sum_{t=p+1}^n \{f_t(\mathbf{u}) - E[f_t(\mathbf{u}) | \mathcal{F}_{t-1}]\}.$$

To establish Lemma 1, it suffices to show that, for any $\delta > 0$,

$$\sup_{\|\mathbf{u}\| \leq \delta} \frac{|D_n(\mathbf{u})|}{1 + \sqrt{n}\|\mathbf{u}\|} = o_p(1). \quad (\text{A.24})$$

We follow the method in Lemma 4 of Pollard (1985) to verify (A.24). Let $\mathfrak{F} = \{f_t(\mathbf{u}) : \|\mathbf{u}\| \leq \delta\}$ be a collection of functions indexed by \mathbf{u} . First, we verify that \mathfrak{F} satisfies the bracketing condition defined on page 304 of Pollard (1985). Let $B_r(\mathbf{v})$ be an open

neighborhood of \mathbf{v} with radius $r > 0$, and define a constant C_0 to be selected later. For any $\epsilon > 0$ and $0 < r \leq \delta$, there exists a sequence of small cubes $\{B_{\epsilon r/C_0}(\mathbf{u}_i)\}_{i=1}^{K(\epsilon)}$ to cover $B_r(\mathbf{0})$, where $K(\epsilon)$ is an integer less than $C\epsilon^{-(2p+1)}$, and the constant C is not depending on ϵ and r ; see Huber (1967), page 227. Denote $V_i(r) = B_{\epsilon r/C_0}(\mathbf{u}_i) \cap B_r(\mathbf{0})$, and let $U_1(r) = V_1(r)$ and $U_i(r) = V_i(r) - \bigcup_{j=1}^{i-1} V_j(r)$ for $i \geq 2$. Note that $\{U_i(r)\}_{i=1}^{K(\epsilon)}$ is a partition of $B_r(\mathbf{0})$. For each $\mathbf{u}_i \in U_i(r)$ with $1 \leq i \leq K(\epsilon)$, define the following bracketing functions

$$\begin{aligned} f_t^L(\mathbf{u}_i) &= g_t \int_0^1 \left[I \left(y_t \leq F_{t-1}^{-1}(\tau) + \mathbf{u}_i' \dot{q}_t(\boldsymbol{\theta}_{\tau 0}) s - \frac{\epsilon r}{C_0} \|\dot{q}_t(\boldsymbol{\theta}_{\tau 0})\| \right) - I(y_t \leq F_{t-1}^{-1}(\tau)) \right] ds, \\ f_t^U(\mathbf{u}_i) &= g_t \int_0^1 \left[I \left(y_t \leq F_{t-1}^{-1}(\tau) + \mathbf{u}_i' \dot{q}_t(\boldsymbol{\theta}_{\tau 0}) s + \frac{\epsilon r}{C_0} \|\dot{q}_t(\boldsymbol{\theta}_{\tau 0})\| \right) - I(y_t \leq F_{t-1}^{-1}(\tau)) \right] ds. \end{aligned}$$

Since the indicator function $I(\cdot)$ is non-decreasing and $g_t \geq 0$, for any $\mathbf{u} \in U_i(r)$, we have

$$f_t^L(\mathbf{u}_i) \leq f_t(\mathbf{u}) \leq f_t^U(\mathbf{u}_i). \quad (\text{A.25})$$

Furthermore, by Taylor expansion, it holds that

$$E[f_t^U(\mathbf{u}_i) - f_t^L(\mathbf{u}_i) | \mathcal{F}_{t-1}] \leq \frac{\epsilon r}{C_0} \cdot 2 \sup_x f_{t-1}(x) \omega_t \|\dot{q}_t(\boldsymbol{\theta}_{\tau 0})\|^2. \quad (\text{A.26})$$

Denote $\Delta_t = 2 \sup_x f_{t-1}(x) \omega_t \|\dot{q}_t(\boldsymbol{\theta}_{\tau 0})\|^2$. By Assumption 4, we have $\sup_x f_{t-1}(x) < \infty$. Choose $C_0 = E(\Delta_t)$. Then by iterated-expectation and Assumption 3, it follows that

$$E[f_t^U(\mathbf{u}_i) - f_t^L(\mathbf{u}_i)] = E\{E[f_t^U(\boldsymbol{\theta}_i) - f_t^L(\boldsymbol{\theta}_i) | \mathcal{F}_{t-1}]\} \leq \epsilon r.$$

This together with (A.25), implies that the family \mathfrak{F} satisfies the bracketing condition.

Put $r_k = 2^{-k}\delta$. Let $B(k) = B_{r_k}(\mathbf{0})$ and $A(k)$ be the annulus $B(k) \setminus B(k+1)$. From the bracketing condition, for fixed $\epsilon > 0$, there is a partition $U_1(r_k), U_2(r_k), \dots, U_{K(\epsilon)}(r_k)$ of $B(k)$. First, consider the upper tail case. For $\mathbf{u} \in U_i(r_k)$, by (A.26), it holds that

$$\begin{aligned} D_n(\mathbf{u}) &\leq \frac{1}{\sqrt{n}} \sum_{t=p+1}^n \{f_t^U(\mathbf{u}_i) - E[f_t^U(\mathbf{u}_i) | \mathcal{F}_{t-1}]\} + \frac{1}{\sqrt{n}} \sum_{t=p+1}^n E[f_t^U(\mathbf{u}_i) - f_t^L(\mathbf{u}_i) | \mathcal{F}_{t-1}] \\ &\leq D_n^U(\mathbf{u}_i) + \sqrt{n} \epsilon r_k \frac{1}{nC_0} \sum_{t=p+1}^n \Delta_t, \end{aligned} \quad (\text{A.27})$$

where

$$D_n^U(\mathbf{u}_i) = \frac{1}{\sqrt{n}} \sum_{t=p+1}^n \{f_t^U(\mathbf{u}_i) - E[f_t^U(\mathbf{u}_i) | \mathcal{F}_{t-1}]\}.$$

Define the event

$$E_n = \left\{ \omega : \frac{1}{nC_0} \sum_{t=p+1}^n \Delta_t(\omega) < 2 \right\}.$$

For $\mathbf{u} \in A(k)$, $1 + \sqrt{n}\|\mathbf{u}\| > \sqrt{n}r_{k+1} = \sqrt{n}r_k/2$. Then by (A.27) and the Chebyshev's inequality, we have

$$\begin{aligned} \mathbb{P} \left(\sup_{\mathbf{u} \in A(k)} \frac{D_n(\mathbf{u})}{1 + \sqrt{n}\|\mathbf{u}\|} > 6\epsilon, E_n \right) &\leq \mathbb{P} \left(\max_{1 \leq i \leq K(\epsilon)} \sup_{\mathbf{u} \in U_i(r_k) \cap A(k)} D_n(\mathbf{u}) > 3\sqrt{n}\epsilon r_k, E_n \right) \\ &\leq K(\epsilon) \max_{1 \leq i \leq K(\epsilon)} \mathbb{P} (D_n^U(\mathbf{u}_i) > \sqrt{n}\epsilon r_k) \\ &\leq K(\epsilon) \max_{1 \leq i \leq K(\epsilon)} \frac{E\{[D_n^U(\mathbf{u}_i)]^2\}}{n\epsilon^2 r_k^2}. \end{aligned} \quad (\text{A.28})$$

Moreover, by iterated-expectation, Taylor expansion, Assumption 4 and $\|\mathbf{u}_i\| \leq r_k$ for $\mathbf{u}_i \in U_i(r_k)$, we have

$$\begin{aligned} E\{[f_t^U(\mathbf{u}_i)]^2\} &= E\{E\{[f_t^U(\mathbf{u}_i)]^2 | \mathcal{F}_{t-1}\}\} \\ &\leq 2E\left\{g_t^2 \left| \int_0^1 \left[F_{t-1} \left(F_{t-1}^{-1}(\tau) + \mathbf{u}_i' \dot{q}_t(\boldsymbol{\theta}_{\tau 0}) s + \frac{\epsilon r_k}{C_0} \|\dot{q}_t(\boldsymbol{\theta}_{\tau 0})\| \right) - F_{t-1}(F_{t-1}^{-1}(\tau)) \right] ds \right| \right\} \\ &\leq C \sup_x f_{t-1}(x) r_k E[\omega_t^2 \|\dot{q}_t(\boldsymbol{\theta}_{\tau 0})\|^3]. \end{aligned}$$

This, together with $E[w_t \|\mathbf{y}_{1,t-1}\|^3] < \infty$ by Assumption 3, $\sup_x f_{t-1}(x) < \infty$ by Assumption 4 and the fact that $f_t^U(\mathbf{u}_i) - E[f_t^U(\mathbf{u}_i) | \mathcal{F}_{t-1}]$ is a martingale difference sequence, implies that

$$\begin{aligned} E\{[D_n^U(\mathbf{u}_i)]^2\} &= \frac{1}{n} \sum_{t=p+1}^n E\{\{f_t^U(\mathbf{u}_i) - E[f_t^U(\mathbf{u}_i) | \mathcal{F}_{t-1}]\}^2\} \\ &\leq \frac{1}{n} \sum_{t=p+1}^n E\{[f_t^U(\mathbf{u}_i)]^2\} \\ &\leq \frac{Cr_k}{n} \sum_{t=p+1}^n E[\omega_t^2 \|\dot{q}_t(\boldsymbol{\theta}_{\tau 0})\|^3] := \Delta(r_k). \end{aligned} \quad (\text{A.29})$$

Combining (A.28) and (A.29), we have

$$\mathbb{P} \left(\sup_{\mathbf{u} \in A(k)} \frac{D_n(\mathbf{u})}{1 + \sqrt{n}\|\mathbf{u}\|} > 6\epsilon, E_n \right) \leq \frac{K(\epsilon)\Delta(r_k)}{n\epsilon^2 r_k^2}.$$

Similar to the proof of the upper tail case, we can obtain the same bound for the lower tail case. Therefore,

$$\mathbb{P} \left(\sup_{\mathbf{u} \in A(k)} \frac{|D_n(\mathbf{u})|}{1 + \sqrt{n}\|\mathbf{u}\|} > 6\epsilon, E_n \right) \leq \frac{2K(\epsilon)\Delta(r_k)}{n\epsilon^2 r_k^2}. \quad (\text{A.30})$$

Note that $\Delta(r_k) \rightarrow 0$ as $k \rightarrow \infty$, we can choose k_ϵ such that $2K(\epsilon)\Delta(r_k)/(\epsilon^2\delta^2) < \epsilon$ for $k \geq k_\epsilon$. Let k_n be the integer such that $n^{-1/2}\delta \leq r_{k_n} \leq 2n^{-1/2}\delta$, and split $B_\delta(\mathbf{0})$ into two events $B := B(k_n + 1)$ and $B^c := B(0) - B(k_n + 1)$. Note that $B^c = \bigcup_{k=0}^{k_n} A(k)$ and $\Delta(r_k)$ is bounded by Assumption 3. Then by (A.30), it holds that

$$\begin{aligned} \mathbb{P} \left(\sup_{\mathbf{u} \in B^c} \frac{|D_n(\mathbf{u})|}{1 + \sqrt{n}\|\mathbf{u}\|} > 6\epsilon \right) &\leq \sum_{k=0}^{k_n} \mathbb{P} \left(\sup_{\mathbf{u} \in A(k)} \frac{|D_n(\mathbf{u})|}{1 + \sqrt{n}\|\mathbf{u}\|} > 6\epsilon, E_n \right) + \mathbb{P}(E_n^c) \\ &\leq \frac{1}{n} \sum_{k=0}^{k_\epsilon-1} \frac{CK(\epsilon)}{\epsilon^2\delta^2} 2^{2k} + \frac{\epsilon}{n} \sum_{k=k_\epsilon}^{k_n} 2^{2k} + \mathbb{P}(E_n^c) \\ &\leq O\left(\frac{1}{n}\right) + 4\epsilon + \mathbb{P}(E_n^c). \end{aligned} \quad (\text{A.31})$$

Furthermore, for $\mathbf{u} \in B$, we have $1 + \sqrt{n}\|\mathbf{u}\| \geq 1$ and $r_{k_n+1} \leq n^{-1/2}\delta < n^{-1/2}$. Similar to the proof of (A.28) and (A.29), we can show that

$$\mathbb{P} \left(\sup_{\mathbf{u} \in B} \frac{D_n(\mathbf{u})}{1 + \sqrt{n}\|\mathbf{u}\|} > 3\epsilon, E_n \right) \leq \mathbb{P} \left(\max_{1 \leq i \leq K(\epsilon)} D_n^U(\mathbf{u}_i) > \epsilon, E_n \right) \leq \frac{K(\epsilon)\Delta(r_{k_n+1})}{\epsilon^2}.$$

We can obtain the same bound for the lower tail. Therefore, we have

$$\begin{aligned} \mathbb{P} \left(\sup_{\mathbf{u} \in B} \frac{|D_n(\mathbf{u})|}{1 + \sqrt{n}\|\mathbf{u}\|} > 3\epsilon \right) &= \mathbb{P} \left(\sup_{\mathbf{u} \in B} \frac{|D_n(\mathbf{u})|}{1 + \sqrt{n}\|\mathbf{u}\|} > 3\epsilon, E_n \right) + \mathbb{P}(E_n^c) \\ &\leq \frac{2K(\epsilon)\Delta(r_{k_n+1})}{\epsilon^2} + \mathbb{P}(E_n^c). \end{aligned} \quad (\text{A.32})$$

Note that $\Delta(r_{k_n+1}) \rightarrow 0$ as $n \rightarrow \infty$. Moreover, by the ergodic theorem, $\mathbb{P}(E_n) \rightarrow 1$ and thus $\mathbb{P}(E_n^c) \rightarrow 0$ as $n \rightarrow \infty$. (A.32) together with (A.31) asserts (A.24). The proof of this lemma is accomplished. \square

Lemma 2. Suppose that Assumptions 2-4 hold, then

$$\begin{aligned} n[L_n(\boldsymbol{\theta}_\tau) - L_n(\boldsymbol{\theta}_{\tau_0})] &= -\sqrt{n}(\boldsymbol{\theta}_\tau - \boldsymbol{\theta}_{\tau_0})' \mathbf{T}_n + \sqrt{n}(\boldsymbol{\theta}_\tau - \boldsymbol{\theta}_{\tau_0})' J_n \sqrt{n}(\boldsymbol{\theta}_\tau - \boldsymbol{\theta}_{\tau_0}) \\ &\quad + o_p(\sqrt{n}\|\boldsymbol{\theta}_\tau - \boldsymbol{\theta}_{\tau_0}\| + n\|\boldsymbol{\theta}_\tau - \boldsymbol{\theta}_{\tau_0}\|^2) \end{aligned}$$

for $\boldsymbol{\theta}_\tau - \boldsymbol{\theta}_{\tau_0} = o_p(1)$, where $L_n(\boldsymbol{\theta}_\tau) = n^{-1} \sum_{t=p+1}^n \omega_t \rho_\tau(y_t - q_t(\boldsymbol{\theta}_\tau))$, and

$$\mathbf{T}_n = \frac{1}{\sqrt{n}} \sum_{t=p+1}^n \omega_t \dot{q}_t(\boldsymbol{\theta}_{\tau_0}) \psi_\tau(\eta_{t,\tau}) \quad \text{and} \quad J_n = \frac{1}{2n} \sum_{t=p+1}^n f_{t-1}(F_{t-1}^{-1}(\tau)) \omega_t \dot{q}_t(\boldsymbol{\theta}_{\tau_0}) \dot{q}_t'(\boldsymbol{\theta}_{\tau_0})$$

with $\eta_{t,\tau} = y_t - q_t(\boldsymbol{\theta}_{\tau_0})$.

Proof. Denote $\mathbf{u} = \boldsymbol{\theta}_\tau - \boldsymbol{\theta}_{\tau 0}$. Let $\nu_t(\mathbf{u}) = q_t(\boldsymbol{\theta}_\tau) - q_t(\boldsymbol{\theta}_{\tau 0})$, and define the function $\xi_t(\mathbf{u}) = \int_0^1 [I(y_t \leq F_{t-1}^{-1}(\tau) + \nu_t(\mathbf{u})s) - I(y_t \leq F_{t-1}^{-1}(\tau))] ds$. Recall that $L_n(\boldsymbol{\theta}_\tau) = n^{-1} \sum_{t=p+1}^n \omega_t \rho_\tau(y_t - q_t(\boldsymbol{\theta}_\tau))$ and $q_t(\boldsymbol{\theta}_{\tau 0}) = F_{t-1}^{-1}(\tau)$. By the Knight identity (A.3), it can be verified that

$$\begin{aligned} n[L_n(\boldsymbol{\theta}_\tau) - L_n(\boldsymbol{\theta}_{\tau 0})] &= \sum_{t=p+1}^n \omega_t [\rho_\tau(\eta_{t,\tau} - \nu_t(\mathbf{u})) - \rho_\tau(\eta_{t,\tau})] \\ &= K_{1n}(\mathbf{u}) + K_{2n}(\mathbf{u}), \end{aligned} \quad (\text{A.33})$$

where

$$K_{1n}(\mathbf{u}) = - \sum_{t=p+1}^n \omega_t \nu_t(\mathbf{u}) \psi_\tau(\eta_{t,\tau}) \quad \text{and} \quad K_{2n}(\mathbf{u}) = \sum_{t=p+1}^n \omega_t \nu_t(\mathbf{u}) \xi_t(\mathbf{u}).$$

By Taylor expansion, we have $\nu_t(\mathbf{u}) = q_{1t}(\mathbf{u}) + q_{2t}(\mathbf{u})$, where $q_{1t}(\mathbf{u}) = \mathbf{u}' \dot{q}_t(\boldsymbol{\theta}_{\tau 0})$ and $q_{2t}(\mathbf{u}) = \mathbf{u}' \ddot{q}_t(\boldsymbol{\theta}_\tau^*) \mathbf{u} / 2$ for $\boldsymbol{\theta}_\tau^*$ between $\boldsymbol{\theta}_\tau$ and $\boldsymbol{\theta}_{\tau 0}$, and

$$\ddot{q}_t(\boldsymbol{\theta}_\tau) = \begin{pmatrix} \mathbf{0} & -\frac{\text{sgn}(h_t(\boldsymbol{\theta}_\tau))}{|h_t(\boldsymbol{\theta}_\tau)|^{3/2}} & -\frac{\text{sgn}(h_t(\boldsymbol{\theta}_\tau))}{|h_t(\boldsymbol{\theta}_\tau)|^{3/2}} \mathbf{y}'_{2,t-1} \\ \mathbf{0} & \mathbf{0} & \mathbf{0} \\ \mathbf{0} & -\frac{\text{sgn}(h_t(\boldsymbol{\theta}_\tau))}{|h_t(\boldsymbol{\theta}_\tau)|^{3/2}} \mathbf{y}_{2,t-1} & -\frac{\text{sgn}(h_t(\boldsymbol{\theta}_\tau))}{|h_t(\boldsymbol{\theta}_\tau)|^{3/2}} \mathbf{y}_{2,t-1} \mathbf{y}'_{2,t-1} \end{pmatrix},$$

with $h_t(\boldsymbol{\theta}_\tau) = b(\tau) + \mathbf{y}'_{2,t-1} \boldsymbol{\beta}(\tau)$. Then it follows that

$$\begin{aligned} K_{1n}(\mathbf{u}) &= - \sum_{t=p+1}^n \omega_t q_{1t}(\mathbf{u}) \psi_\tau(\eta_{t,\tau}) - \sum_{t=p+1}^n \omega_t q_{2t}(\mathbf{u}) \psi_\tau(\eta_{t,\tau}) \\ &= -\sqrt{n} \mathbf{u}' \mathbf{T}_n - \sqrt{n} \mathbf{u}' R_{1n}(\boldsymbol{\theta}_\tau^*) \sqrt{n} \mathbf{u}, \end{aligned} \quad (\text{A.34})$$

where

$$\mathbf{T}_n = \frac{1}{\sqrt{n}} \sum_{t=p+1}^n \omega_t \dot{q}_t(\boldsymbol{\theta}_{\tau 0}) \psi_\tau(\eta_{t,\tau}) \quad \text{and} \quad R_{1n}(\boldsymbol{\theta}_\tau^*) = \frac{1}{2n} \sum_{t=p+1}^n \omega_t \ddot{q}_t(\boldsymbol{\theta}_\tau^*) \psi_\tau(\eta_{t,\tau}).$$

From $E[w_t \|\mathbf{y}_{1,t-1}\|^3] < \infty$ by Assumption 3 and the fact that $|\psi_\tau(\eta_{t,\tau})| \leq 1$, we have

$$E\left[\sup_{\boldsymbol{\theta}_\tau^* \in \Theta_\tau} \|\omega_t \ddot{q}_t(\boldsymbol{\theta}_\tau^*) \psi_\tau(\eta_{t,\tau})\| \right] \leq C E\left[\sup_{\boldsymbol{\theta}_\tau^* \in \Theta_\tau} \|\omega_t \ddot{q}_t(\boldsymbol{\theta}_\tau^*)\| \right] < \infty.$$

Moreover, by iterated-expectation and the fact that $E[\psi_\tau(\eta_{t,\tau})] = 0$, it follows that

$$E[\omega_t \ddot{q}_t(\boldsymbol{\theta}_\tau^*) \psi_\tau(\eta_{t,\tau})] = 0.$$

Then by Theorem 3.1 in Ling and McAleer (2003), we can show that

$$\sup_{\boldsymbol{\theta}_\tau^* \in \Theta_\tau} \|R_{1n}(\boldsymbol{\theta}_\tau^*)\| = o_p(1).$$

This together with (A.34), implies that

$$K_{1n}(\mathbf{u}) = -\sqrt{n}\mathbf{u}'\mathbf{T}_n + o_p(n\|\mathbf{u}\|^2). \quad (\text{A.35})$$

Denote $\xi_t(\mathbf{u}) = \xi_{1t}(\mathbf{u}) + \xi_{2t}(\mathbf{u})$, where

$$\begin{aligned} \xi_{1t}(\mathbf{u}) &= \int_0^1 [I(y_t \leq F_{t-1}^{-1}(\tau) + q_{1t}(\mathbf{u})s) - I(y_t \leq F_{t-1}^{-1}(\tau))] ds \text{ and} \\ \xi_{2t}(\mathbf{u}) &= \int_0^1 [I(y_t \leq F_{t-1}^{-1}(\tau) + \nu_t(\mathbf{u})s) - I(y_t \leq F_{t-1}^{-1}(\tau) + q_{1t}(\mathbf{u})s)] ds. \end{aligned}$$

Then for $K_{2n}(\boldsymbol{\theta}_\tau)$, it holds that

$$K_{2n}(\mathbf{u}) = R_{2n}(\mathbf{u}) + R_{3n}(\mathbf{u}) + R_{4n}(\mathbf{u}) + R_{5n}(\mathbf{u}), \quad (\text{A.36})$$

where

$$\begin{aligned} R_{2n}(\mathbf{u}) &= \mathbf{u}' \sum_{t=p+1}^n \omega_t \dot{q}_t(\boldsymbol{\theta}_{\tau_0}) E[\xi_{1t}(\mathbf{u}) | \mathcal{F}_{t-1}], \\ R_{3n}(\mathbf{u}) &= \mathbf{u}' \sum_{t=p+1}^n \omega_t \dot{q}_t(\boldsymbol{\theta}_{\tau_0}) \{\xi_{1t}(\mathbf{u}) - E[\xi_{1t}(\mathbf{u}) | \mathcal{F}_{t-1}]\}, \\ R_{4n}(\mathbf{u}) &= \mathbf{u}' \sum_{t=p+1}^n \omega_t \dot{q}_t(\boldsymbol{\theta}_{\tau_0}) \xi_{2t}(\mathbf{u}) \text{ and } R_{5n}(\mathbf{u}) = \frac{\mathbf{u}'}{2} \sum_{t=p+1}^n \omega_t \ddot{q}_t(\boldsymbol{\theta}_\tau^*) \xi_t(\mathbf{u}) \mathbf{u}. \end{aligned}$$

Note that

$$E[\xi_{1t}(\mathbf{u}) | \mathcal{F}_{t-1}] = \int_0^1 [F_{t-1}(F_{t-1}^{-1}(\tau) + q_{1t}(\mathbf{u})s) - F_{t-1}(F_{t-1}^{-1}(\tau))] ds. \quad (\text{A.37})$$

Then by Taylor expansion, together with Assumption 4, it follows that

$$\begin{aligned} E[\xi_{1t}(\mathbf{u}) | \mathcal{F}_{t-1}] &= \frac{1}{2} f_{t-1}(F_{t-1}^{-1}(\tau)) q_{1t}(\mathbf{u}) \\ &\quad + q_{1t}(\mathbf{u}) \int_0^1 [f_{t-1}(F_{t-1}^{-1}(\tau) + q_{1t}(\mathbf{u})s^*) - f_{t-1}(F_{t-1}^{-1}(\tau))] s ds, \end{aligned}$$

where s^* is between 0 and s . Therefore, it follows that

$$R_{2n}(\mathbf{u}) = \sqrt{n}\mathbf{u}' J_n \sqrt{n}\mathbf{u} + \sqrt{n}\mathbf{u}' \Pi_{1n}(\mathbf{u}) \sqrt{n}\mathbf{u}, \quad (\text{A.38})$$

where $J_n = (2n)^{-1} \sum_{t=p+1}^n f_{t-1}(F_{t-1}^{-1}(\tau)) \omega_t \dot{q}_t(\boldsymbol{\theta}_{\tau_0}) \dot{q}_t'(\boldsymbol{\theta}_{\tau_0})$ and

$$\Pi_{1n}(\mathbf{u}) = \frac{1}{n} \sum_{t=p+1}^n \omega_t \dot{q}_t(\boldsymbol{\theta}_{\tau_0}) \dot{q}_t'(\boldsymbol{\theta}_{\tau_0}) \int_0^1 [f_{t-1}(F_{t-1}^{-1}(\tau) + q_{1t}(\mathbf{u})s^*) - f_{t-1}(F_{t-1}^{-1}(\tau))] s ds.$$

By Taylor expansion and Assumptions 3-4, for any $\eta > 0$, it holds that

$$\begin{aligned} E \left(\sup_{\|\mathbf{u}\| \leq \eta} \|\Pi_{1n}(\mathbf{u})\| \right) &\leq \frac{1}{n} \sum_{t=p+1}^n E \left[\sup_{\|\mathbf{u}\| \leq \eta} \|\omega_t \dot{q}_t(\boldsymbol{\theta}_{\tau 0}) \dot{q}'_t(\boldsymbol{\theta}_{\tau 0}) \sup_x |\dot{f}_{t-1}(x)| \mathbf{u}' \dot{q}_t(\boldsymbol{\theta}_{\tau 0})\| \right] \\ &\leq C\eta \sup_x |\dot{f}_{t-1}(x)| E[\omega_t \|\dot{q}_t(\boldsymbol{\theta}_{\tau 0})\|^3] \end{aligned}$$

tends to 0 as $\eta \rightarrow 0$. Therefore, for any $\epsilon, \delta > 0$, there exists $\eta_0 = \eta_0(\epsilon) > 0$ such that

$$\Pr \left(\sup_{\|\mathbf{u}\| \leq \eta_0} \|\Pi_{1n}(\mathbf{u})\| > \delta \right) < \frac{\epsilon}{2} \quad (\text{A.39})$$

for all $n \geq 1$. Since $\mathbf{u} = o_p(1)$, it follows that

$$\Pr(\|\mathbf{u}\| > \eta_0) < \frac{\epsilon}{2} \quad (\text{A.40})$$

as n is large enough. From (A.39) and (A.40), we have

$$\begin{aligned} \Pr(\|\Pi_{1n}(\mathbf{u})\| > \delta) &\leq \Pr(\|\Pi_{1n}(\mathbf{u})\| > \delta, \|\mathbf{u}\| \leq \eta_0) + \Pr(\|\mathbf{u}\| > \eta_0) \\ &\leq \Pr \left(\sup_{\|\mathbf{u}\| \leq \eta_0} \|\Pi_{1n}(\mathbf{u})\| > \delta \right) + \frac{\epsilon}{2} < \epsilon \end{aligned}$$

as n is large enough. Therefore, $\Pi_{1n}(\mathbf{u}) = o_p(1)$. This together with (A.38), implies that

$$R_{2n}(\mathbf{u}) = \sqrt{n} \mathbf{u}' J_n \sqrt{n} \mathbf{u} + o_p(n \|\mathbf{u}\|^2). \quad (\text{A.41})$$

For $R_{3n}(\mathbf{u})$, by Lemma 1, it holds that

$$R_{3n}(\mathbf{u}) = o_p(\sqrt{n} \|\mathbf{u}\| + n \|\mathbf{u}\|^2). \quad (\text{A.42})$$

Note that

$$E[\xi_{2t}(\mathbf{u}) | \mathcal{F}_{t-1}] = \int_0^1 [F_{t-1}(F_{t-1}^{-1}(\tau) + \nu_t(\mathbf{u})s) - F_{t-1}(F_{t-1}^{-1}(\tau) + q_{1t}(\mathbf{u})s)] ds. \quad (\text{A.43})$$

Then by iterated-expectation, Taylor expansion and the Cauchy-Schwarz inequality, together with $E[w_t \|\mathbf{y}_{1,t-1}\|^3] < \infty$ by Assumption 3 and $\sup_x |\dot{f}_{t-1}(x)| < \infty$ by Assumption 4, for any $\eta > 0$, it holds that

$$\begin{aligned} E \left(\sup_{\|\mathbf{u}\| \leq \eta} \frac{|R_{4n}(\mathbf{u})|}{n \|\mathbf{u}\|^2} \right) &\leq \frac{\eta}{n} \sum_{t=p+1}^n E \left\{ \omega_t \|\dot{q}_t(\boldsymbol{\theta}_{\tau 0})\| \frac{1}{2} \sup_x |\dot{f}_{t-1}(x)| \sup_{\Theta_\tau} \|\ddot{q}_t(\boldsymbol{\theta}_\tau)\| \right\} \\ &\leq C\eta E \left\{ \|\sqrt{\omega_t} \dot{q}_t(\boldsymbol{\theta}_{\tau 0})\| \sup_{\Theta_\tau} \|\sqrt{\omega_t} \ddot{q}_t(\boldsymbol{\theta}_\tau)\| \right\} \\ &\leq C\eta [E(\omega_t \|\dot{q}_t(\boldsymbol{\theta}_{\tau 0})\|^2)]^{1/2} \left[E \left(\sup_{\Theta_\tau} \omega_t \|\ddot{q}_t(\boldsymbol{\theta}_\tau)\|^2 \right) \right]^{1/2} \end{aligned}$$

tends to 0 as $\eta \rightarrow 0$. Similar to (A.39) and (A.40), we can show that

$$R_{4n}(\mathbf{u}) = o_p(n\|\mathbf{u}\|^2). \quad (\text{A.44})$$

For $R_{5n}(\mathbf{u})$, it follows that

$$R_{5n}(\mathbf{u}) = \sqrt{n}\mathbf{u}'\Pi_{2n}(\mathbf{u})\sqrt{n}\mathbf{u} + \sqrt{n}\mathbf{u}'\Pi_{3n}(\mathbf{u})\sqrt{n}\mathbf{u}. \quad (\text{A.45})$$

where

$$\Pi_{2n}(\mathbf{u}) = \frac{1}{2n} \sum_{t=p+1}^n \omega_t \ddot{q}_t(\boldsymbol{\theta}_\tau^*) \xi_{1t}(\mathbf{u}) \quad \text{and} \quad \Pi_{3n}(\mathbf{u}) = \frac{1}{2n} \sum_{t=p+1}^n \omega_t \ddot{q}_t(\boldsymbol{\theta}_\tau^*) \xi_{2t}(\mathbf{u}).$$

Similar to the proof of $R_{4n}(\mathbf{u})$, by (A.37) we can show that, for any $\eta > 0$,

$$\begin{aligned} E \left(\sup_{\|\mathbf{u}\| \leq \eta} \|\Pi_{2n}(\mathbf{u})\| \right) &\leq \frac{\eta}{n} \sum_{t=p+1}^n E \left\{ \omega_t \sup_{\Theta_\tau} \|\ddot{q}_t(\boldsymbol{\theta}_\tau)\| \frac{1}{2} \sup_x f_{t-1}(x) \|\dot{q}_t(\boldsymbol{\theta}_{\tau 0})\| \right\} \\ &\leq C\eta \left[E \left(\sup_{\Theta_\tau} \omega_t \|\ddot{q}_t(\boldsymbol{\theta}_\tau)\|^2 \right) \right]^{1/2} [E(\omega_t \|\dot{q}_t(\boldsymbol{\theta}_{\tau 0})\|^2)]^{1/2} \end{aligned}$$

tends to 0 as $\eta \rightarrow 0$. And for $\Pi_{3n}(\mathbf{u})$, by (A.43) we have

$$\begin{aligned} E \left(\sup_{\|\mathbf{u}\| \leq \eta} \|\Pi_{3n}(\mathbf{u})\| \right) &\leq \eta^2 E \left\{ \frac{1}{n} \sum_{t=p+1}^n \omega_t \sup_{\Theta_\tau} \|\ddot{q}_t(\boldsymbol{\theta}_\tau)\| \frac{1}{2} \sup_{x \in \mathbb{R}} f_{t-1}(x) \sup_{\Theta_\tau} \|\ddot{q}_t(\boldsymbol{\theta}_\tau)\| \right\} \\ &\leq C\eta^2 E \left(\sup_{\Theta_\tau} \omega_t \|\ddot{q}_t(\boldsymbol{\theta}_\tau)\|^2 \right) \end{aligned}$$

tends to 0 as $\eta \rightarrow 0$. Similar to (A.39) and (A.40), we can show that $\Pi_{2n}(\mathbf{u}) = o_p(1)$ and $\Pi_{3n}(\mathbf{u}) = o_p(1)$. Therefore, together with (A.45), it follows that

$$R_{5n}(\mathbf{u}) = o_p(n\|\mathbf{u}\|^2). \quad (\text{A.46})$$

From (A.36), (A.41)-(A.44) and (A.46), we have

$$K_{2n}(\mathbf{u}) = \sqrt{n}\mathbf{u}'J_n\sqrt{n}\mathbf{u} + o_p(\sqrt{n}\|\mathbf{u}\| + n\|\mathbf{u}\|^2). \quad (\text{A.47})$$

In view of (A.33), (A.35) and (A.47), we accomplish the proof of this lemma. \square

References

An, H. Z. and Chen, Z. G. (1982). On convergence of LAD estimates in autoregression with infinite variance. *Journal of Multivariate Analysis*, 12:335–345.

- Artzner, P., Delbaen, F., Eber, J. M., and Heath, D. (1999). Coherent measures of risk. *Mathematical Finance*, 9:203–228.
- Bassett, G., Koenker, R., and Kordas, G. (2004). Pessimistic portfolio allocation and choquet expected utility. *Journal of Financial Econometrics*, 4:477–492.
- Bofinger, E. (1975). Estimation of a density function using order statistics. *Australian Journal of Statistics*, 17:1–7.
- Bollerslev, T. (1986). Generalized autoregression conditional heteroscedasticity. *Journal of Econometrics*, 31:307–327.
- Chan, N. H. and Peng, L. (2005). Weighted least absolute deviations estimation for an AR(1) process with ARCH(1) errors. *Biometrika*, 92:477–484.
- Chernozhukov, V., Fernández-Val, I., and Galichon, A. (2010). Quantile and probability curves without crossing. *Econometrica*, 78:1093–1125.
- Davis, R. A., Knight, K., and Liu, J. (1992). M-estimation for autoregressions with infinite variances. *Stochastic Processes and their Applications*, 40:145–180.
- Engle, R. F. (1982). Autoregressive conditional heteroscedasticity with estimates of the variance of United Kingdom inflation. *Econometrica*, 50:987–1007.
- Feigin, P. D. and Tweedie, R. L. (1985). Random coefficient autoregressive processes: a markov chain analysis of stationarity and finiteness of moments. *Journal of Time Series Analysis*, 6:1–14.
- Francq, C. and Zakoian, J. (2010). *GARCH Models: Structure, Statistical Inference and Financial Applications*. John Wiley & Sons, Chichester, UK.
- Francq, C. and Zakoian, J. M. (2004). Maximum likelihood estimation of pure GARCH and ARMA-GARCH processes. *Bernoulli*, 10:605–637.
- Francq, C. and Zakoian, J. M. (2015). Risk-parameter estimation in volatility models. *Journal of Econometrics*, 184:158–174.

- Gross, S. and Steiger, W. L. (1979). Least absolute deviation estimates in autoregression with infinite variance. *Journal of Applied Probability*, 16:104–116.
- Hall, P. and Sheather, S. (1988). On the distribution of a studentized quantile. *Journal of the Royal Statistical Society, Series B*, 50:381–391.
- Huber, P. (1967). The behavior of maximum likelihood estimates under nonstandard conditions. *Proceedings of the fifth Berkeley symposium on mathematical statistics and probability*, 1:221–233.
- Huber, P. (1973). Robust regression: Asymptotics, conjectures and monte carlo. *Annals of Statistics*, 1:799–821.
- Knight, K. (1998). Limiting distributions for L_1 regression estimators under general conditions. *The Annals of Statistics*, 26:755–770.
- Koenker, R. (2005). *Quantile regression*. Cambridge University Press, Cambridge.
- Koenker, R. and Xiao, Z. (2006). Quantile autoregression. *Journal of the American Statistical Association*, 101:980–990.
- Koenker, R. and Zhao, Q. (1996). Conditional quantile estimation and inference for ARCH models. *Econometric Theory*, 12:793–813.
- Lee, S. and Noh, J. (2013). Quantile regression estimator for GARCH models. *Scandinavian Journal of Statistics*, 40:2–20.
- Li, D., Ling, S., and Zhang, R. (2016). On a threshold double autoregressive model. *Journal of Business & Economic Statistics*, 34:68–80.
- Li, G. and Li, W. K. (2008). Least absolute deviation estimation for fractionally integrated autoregressive moving average time series models with conditional heteroscedasticity. *Biometrika*, 95:399–414.
- Li, G. and Li, W. K. (2009). Least absolute deviation estimation for unit root processes with GARCH errors. *Econometric Theory*, 25:1208–1227.

- Li, G., Li, Y., and Tsai, C.-L. (2015). Quantile correlations and quantile autoregressive modeling. *Journal of the American Statistical Association*, 110:246–261.
- Li, G., Zhu, Q., Liu, Z., and Li, W. K. (2017). On mixture double autoregressive time series models. *Journal of Business and Economic Statistics*, 35:306–317.
- Ling, S. (2004). Estimation and testing stationarity for double-autoregressive models. *Journal of the Royal Statistical Society, Series B*, 66:63–78.
- Ling, S. (2005). Self-weighted least absolute deviation estimation for infinite variance autoregressive models. *Journal of the Royal Statistical Society: Series B*, 67:381–393.
- Ling, S. (2007). A double AR(p) model: structure and estimation. *Statistica Sinica*, 17:161–175.
- Ling, S. and Li, D. (2008). Asymptotic inference for a nonstationary double AR(1) model. *Biometrika*, 95:257–263.
- Ling, S. and McAleer, M. (2003). Asymptotic theory for a vector ARMA–GARCH model. *Econometric Theory*, 19:280–310.
- Pollard, D. (1985). New ways to prove central limit theorems. *Econometric Theory*, 1:295–314.
- Tsay, R. S. (2014). *Multivariate Time Series Analysis: With R and Financial Applications*. John Wiley & Sons, Hoboken.
- Tweedie, R. L. (1983). Criteria for rates of convergence of Markov chains, with application to queueing and storage theory. In Kingman, J. F. C. and Reuter, G. E. H., editors, *Probability, Statistics and Analysis*, pages 260–276. Cambridge University Press., Cambridge.
- Weiss, A. (1986). Asymptotic theory for ARCH models: estimation and testing. *Econometric Theory*, 2:107–131.
- Wu, G. and Xiao, Z. (2002). An analysis of risk measures. *Journal of Risk*, 4:53–75.

- Xiao, Z. and Koenker, R. (2009). Conditional quantile estimation for generalized autoregressive conditional heteroscedasticity models. *Journal of the American Statistical Association*, 104:1696–1712.
- Zheng, Y., Zhu, Q., Li, G., and Xiao, Z. (2018). Hybrid quantile regression estimation for time series models with conditional heteroscedasticity. *Journal of the Royal Statistical Society: Series B*, 80:975–993.
- Zhu, K. and Ling, S. (2011). Global self-weighted and local quasi-maximum exponential likelihood estimators for ARMA-GARCH/IGARCH models. *The Annals of Statistics*, 39:2131–2163.
- Zhu, K. and Ling, S. (2013). Quasi-maximum exponential likelihood estimators for a double AR(p) model. *Statistica Sinica*, 23:251–270.
- Zhu, Q., Zheng, Y., and Li, G. (2018). Linear double autoregression. *Journal of Econometrics*, 207:162–174.
- Zhu, X., Pan, R., Li, G., Liu, Y., and Wang, H. (2017). Network vector autoregression. *The Annals of Statistics*, 45:1096–1123.

Table 2: Biases, empirical standard deviations (ESDs) and asymptotic standard deviations (ASDs) of $\hat{\theta}_{\tau n}$ at quantile level $\tau = 0.05$ or 0.25 for model (5.1) with coefficient functions (5.2), where ASD_1 and ASD_2 correspond to the bandwidths h_B and h_{HS} , respectively.

		$\tau = 0.05$					$\tau = 0.25$				
n		True	Bias	ESD	ASD ₁	ASD ₂	True	Bias	ESD	ASD ₁	ASD ₂
Normal distribution											
500	b	-2.706	-0.015	0.489	0.743	0.529	-0.455	-0.004	0.134	0.137	0.133
	ϕ	-0.200	-0.003	0.143	0.215	0.155	-0.200	-0.003	0.085	0.095	0.093
	β	-1.082	-0.052	0.525	1.066	0.578	-0.182	-0.011	0.134	0.140	0.136
1000	b	-2.706	-0.003	0.350	0.379	0.409	-0.455	-0.007	0.094	0.097	0.095
	ϕ	-0.200	-0.002	0.098	0.109	0.116	-0.200	0.000	0.064	0.066	0.065
	β	-1.082	-0.029	0.370	0.398	0.495	-0.182	-0.004	0.096	0.099	0.096
Student's t_5 distribution											
500	b	-4.060	-0.067	1.030	1.189	1.184	-0.528	-0.008	0.169	0.179	0.172
	ϕ	-0.200	-0.004	0.235	0.279	0.274	-0.200	-0.001	0.097	0.111	0.107
	β	-1.624	-0.163	0.996	1.146	1.211	-0.211	-0.017	0.151	0.162	0.157
1000	b	-4.060	-0.020	0.726	0.857	0.847	-0.528	-0.009	0.119	0.126	0.121
	ϕ	-0.200	-0.005	0.162	0.193	0.194	-0.200	0.000	0.073	0.077	0.074
	β	-1.624	-0.099	0.683	0.855	0.879	-0.211	-0.008	0.108	0.113	0.109
Student's t_3 distribution											
500	b	-5.538	-0.180	1.818	2.179	2.081	-0.585	-0.012	0.203	0.218	0.232
	ϕ	-0.200	-0.006	0.349	0.436	0.416	-0.200	0.000	0.109	0.126	0.128
	β	-2.215	-0.359	1.618	2.082	2.016	-0.234	-0.024	0.173	0.187	0.226
1000	b	-5.538	-0.053	1.250	1.494	1.368	-0.585	-0.012	0.142	0.152	0.145
	ϕ	-0.200	-0.006	0.235	0.287	0.266	-0.200	0.000	0.081	0.086	0.083
	β	-2.215	-0.212	1.103	1.418	1.261	-0.234	-0.011	0.121	0.128	0.123

Table 3: Biases, empirical standard deviations (ESDs) and asymptotic standard deviations (ASDs) of $\hat{\theta}_{\tau n}$ at quantile level $\tau = 0.05$ or 0.25 for model (5.1) with coefficient functions (5.3), where ASD_1 and ASD_2 correspond to the bandwidths h_B and h_{HS} , respectively.

		$\tau = 0.05$					$\tau = 0.25$				
n		True	Bias	ESD	ASD ₁	ASD ₂	True	Bias	ESD	ASD ₁	ASD ₂
Normal distribution											
500	b	-2.706	0.011	0.425	0.558	0.676	-0.455	-0.001	0.122	0.124	0.123
	ϕ	0.025	-0.006	0.117	0.146	0.166	0.125	-0.004	0.074	0.081	0.080
	β	-0.068	-0.090	0.294	0.520	0.751	-0.057	-0.013	0.085	0.095	0.098
1000	b	-2.706	0.014	0.291	0.349	0.326	-0.455	-0.004	0.082	0.089	0.085
	ϕ	0.025	-0.005	0.081	0.093	0.089	0.125	-0.003	0.054	0.057	0.055
	β	-0.068	-0.046	0.185	0.275	0.245	-0.057	-0.006	0.060	0.068	0.064
Student's t_5 distribution											
500	b	-4.060	0.010	0.869	1.316	1.028	-0.528	-0.003	0.153	0.157	0.155
	ϕ	0.025	-0.010	0.194	0.268	0.230	0.125	-0.004	0.082	0.091	0.090
	β	-0.102	-0.238	0.538	1.222	0.748	-0.066	-0.018	0.091	0.099	0.105
1000	b	-4.060	0.025	0.588	0.759	0.729	-0.528	-0.005	0.102	0.112	0.116
	ϕ	0.025	-0.009	0.131	0.164	0.158	0.125	-0.002	0.060	0.063	0.068
	β	-0.102	-0.128	0.311	0.543	0.530	-0.066	-0.008	0.062	0.072	0.085
Student's t_3 distribution											
500	b	-5.538	-0.030	1.491	2.555	1.836	-0.585	-0.006	0.182	0.197	0.184
	ϕ	0.025	-0.012	0.282	0.425	0.350	0.125	-0.005	0.089	0.104	0.100
	β	-0.138	-0.438	0.848	2.447	1.299	-0.073	-0.021	0.096	0.121	0.117
1000	b	-5.538	0.022	0.998	1.318	1.489	-0.585	-0.007	0.121	0.135	0.128
	ϕ	0.025	-0.012	0.184	0.231	0.274	0.125	-0.003	0.065	0.071	0.067
	β	-0.138	-0.238	0.487	0.875	1.311	-0.073	-0.010	0.066	0.080	0.074

Table 4: Biases ($\times 100$), empirical standard deviations (ESDs) ($\times 100$) and asymptotic standard deviations (ASDs) ($\times 100$) of $\hat{\rho}_{k,\tau}$ with $k = 2, 4$ or 6 . The quantile level is $\tau = 0.05$ or 0.25 , and ASD_1 and ASD_2 correspond to the bandwidths h_B and h_{HS} , respectively.

n	Lag	$\tau = 0.05$				$\tau = 0.25$			
		Bias	ESD	ASD ₁	ASD ₂	Bias	ESD	ASD ₁	ASD ₂
Normal distribution									
500	2	0.01	2.64	3.04	2.70	-0.20	2.71	2.65	2.65
	4	0.04	3.03	5.60	3.01	-0.11	3.06	3.00	3.00
	6	-0.01	3.07	3.33	3.06	-0.17	3.10	3.04	3.04
1000	2	-0.06	1.94	1.89	2.07	-0.13	1.94	1.87	1.87
	4	0.05	2.10	2.12	2.14	-0.04	2.15	2.12	2.12
	6	-0.08	2.13	2.15	2.22	-0.10	2.25	2.15	2.15
Student's t_5 distribution									
500	2	-0.01	2.15	2.13	2.17	-0.12	2.11	2.04	2.05
	4	0.08	2.63	2.67	2.68	-0.13	2.75	2.64	2.65
	6	0.00	2.84	2.81	2.83	-0.14	2.89	2.80	2.81
1000	2	-0.01	1.50	1.53	1.50	-0.06	1.44	1.42	1.42
	4	0.05	1.84	1.97	1.91	-0.04	1.90	1.86	1.86
	6	-0.04	1.94	2.07	2.00	-0.12	2.03	1.97	1.97
Student's t_3 distribution									
500	2	0.00	1.75	1.61	1.63	-0.09	1.55	1.46	1.47
	4	0.07	2.30	2.29	2.36	-0.10	2.40	2.20	2.21
	6	0.01	2.60	2.56	2.55	-0.14	2.62	2.50	2.52
1000	2	-0.01	1.15	1.06	1.06	-0.04	0.98	0.95	0.95
	4	0.06	1.51	1.58	1.58	-0.02	1.56	1.50	1.50
	6	0.03	1.70	1.78	1.78	-0.10	1.79	1.73	1.73

Table 5: Biases ($\times 100$), empirical standard deviations (ESDs) ($\times 100$) and asymptotic standard deviations (ASDs) ($\times 100$) of $\hat{r}_{k,\tau}$ with $k = 2, 4$ or 6 . The quantile level is $\tau = 0.05$ or 0.25 , and ASD_1 and ASD_2 correspond to the bandwidths h_B and h_{HS} , respectively.

n	Lag	$\tau = 0.05$				$\tau = 0.25$			
		Bias	ESD	ASD ₁	ASD ₂	Bias	ESD	ASD ₁	ASD ₂
Normal distribution									
500	2	0.02	2.67	3.09	2.73	-0.10	2.72	2.69	2.69
	4	0.07	3.03	5.69	3.01	-0.06	3.06	3.00	3.00
	6	0.03	3.09	3.33	3.06	-0.04	3.03	3.03	3.03
1000	2	-0.06	1.96	1.91	2.09	-0.07	1.99	1.90	1.90
	4	0.05	2.09	2.13	2.14	-0.02	2.17	2.12	2.12
	6	-0.06	2.12	2.15	2.23	-0.04	2.20	2.15	2.15
Student's t_5 distribution									
500	2	-0.01	2.22	2.17	2.21	-0.06	2.06	2.03	2.04
	4	0.10	2.63	2.68	2.69	-0.04	2.71	2.62	2.62
	6	0.04	2.85	2.81	2.83	0.00	2.78	2.79	2.79
1000	2	-0.01	1.52	1.56	1.53	-0.03	1.46	1.40	1.40
	4	0.04	1.84	1.97	1.91	0.00	1.93	1.84	1.84
	6	-0.02	1.93	2.00	2.01	-0.07	1.97	1.96	1.96
Student's t_3 distribution									
500	2	0.02	1.79	1.64	1.66	-0.04	1.51	1.42	1.49
	4	0.08	2.33	2.30	2.37	-0.05	2.36	2.17	2.18
	6	0.02	2.64	2.55	2.55	-0.01	2.48	2.48	2.54
1000	2	-0.01	1.16	1.07	1.07	-0.02	1.01	0.92	0.92
	4	0.06	1.53	1.58	1.58	0.01	1.59	1.47	1.47
	6	0.04	1.69	1.78	1.77	-0.06	1.72	1.71	1.71

Table 6: Rejection rate (%) of test statistics $Q_1(6)$ and $Q_2(6)$, where Q_i^B and Q_i^{HS} correspond to the bandwidths h_B and h_{HS} , respectively. The significance level is 5%, and the quantile level is $\tau = 0.05$ or 0.25 .

n	c_1	c_2	$\tau = 0.05$				$\tau = 0.25$			
			Q_1^B	Q_1^{HS}	Q_2^B	Q_2^{HS}	Q_1^B	Q_1^{HS}	Q_2^B	Q_2^{HS}
Normal distribution										
500	0.0	0.0	3.7	3.5	3.8	3.8	5.4	5.7	4.5	4.4
	0.1	0.0	8.3	8.4	8.6	8.7	7.8	7.5	10.6	10.7
	0.3	0.0	47.9	47.3	42.2	41.7	92.9	92.6	53.6	53.4
	0.0	0.1	6.3	6.6	6.2	6.0	6.4	6.5	6.3	6.4
	0.0	0.3	14.0	13.8	14.4	14.1	7.6	7.6	12.2	12.2
1000	0.0	0.0	5.3	5.3	5.2	5.2	4.8	4.8	5.4	5.4
	0.1	0.0	11.5	11.3	11.8	11.6	8.8	8.8	14.2	14.1
	0.3	0.0	84.0	83.6	78.7	78.4	99.9	99.9	90.6	90.3
	0.0	0.1	7.6	7.3	7.2	7.1	5.6	5.6	6.4	6.5
	0.0	0.3	17.1	16.4	19.3	19.3	6.3	6.3	16.5	16.3
Student's t_5 distribution										
500	0.0	0.0	5.5	5.7	5.6	5.5	5.7	5.7	5.2	5.2
	0.1	0.0	7.4	7.5	7.4	7.1	14.3	14.5	7.4	7.5
	0.3	0.0	29.5	29.4	18.1	17.8	92.5	92.4	26.7	26.8
	0.0	0.1	14.5	14.2	14.0	14.0	7.8	7.5	8.2	8.2
	0.0	0.3	35.6	35.4	38.3	37.7	7.8	7.6	18.0	17.9
1000	0.0	0.0	5.7	5.5	5.9	5.7	4.6	4.6	5.0	4.9
	0.1	0.0	8.7	8.6	6.8	7.0	27.1	27.3	9.0	8.9
	0.3	0.0	54.7	54.8	34.1	33.9	100.0	100.0	54.2	54.1
	0.0	0.1	17.7	17.8	19.0	19.1	7.7	7.7	9.9	10.0
	0.0	0.3	52.9	52.7	59.1	59.3	8.3	8.4	28.4	28.4
Student's t_3 distribution										
500	0.0	0.0	7.1	7.0	6.6	6.3	5.3	5.3	4.6	4.6
	0.1	0.0	9.0	8.9	7.0	7.2	15.0	14.9	6.2	6.1
	0.3	0.0	28.0	28.1	13.8	14.2	91.8	91.8	14.4	14.4
	0.0	0.1	17.0	16.9	17.5	17.2	7.5	7.5	9.2	9.1
	0.0	0.3	42.0	41.7	43.2	43.1	7.1	7.3	20.3	20.6
1000	0.0	0.0	5.6	5.7	5.7	5.6	4.7	4.8	5.4	5.3
	0.1	0.0	9.9	10.0	7.3	7.3	29.3	29.1	6.4	6.3
	0.3	0.0	50.5	50.4	22.2	22.2	99.8	99.7	25.3	25.1
	0.0	0.1	24.6	24.5	27.9	27.2	7.8	7.7	13.2	13.2
	0.0	0.3	60.2	60.4	63.9	63.9	8.3	8.4	34.9	34.9

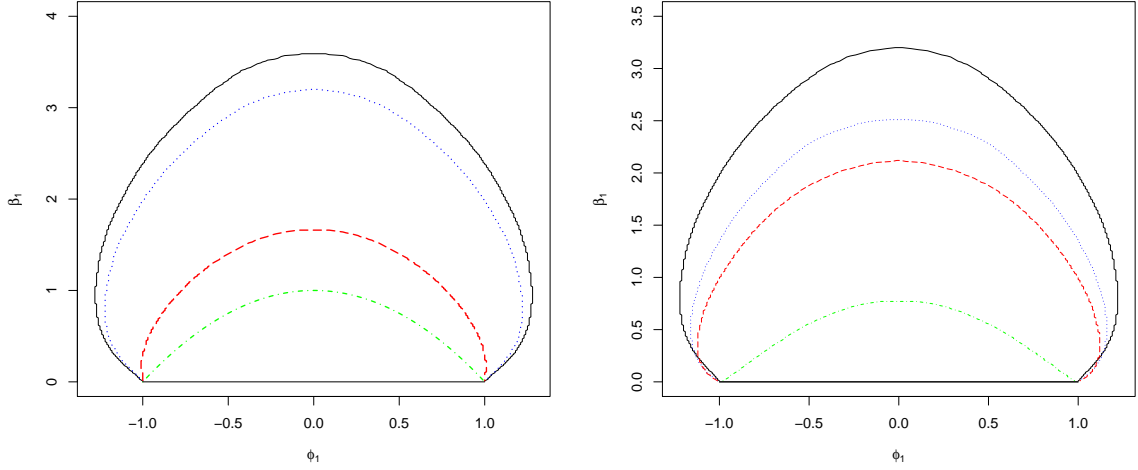


Figure 1: Left panel: stationarity regions of $E \ln |\phi_1 + \varepsilon_t \sqrt{\beta_1}| < 0$ (solid line), $E|\phi_1 + \varepsilon_t \sqrt{\beta_1}|^\kappa < 1$ with $\kappa = 0.1$ (dotted line), $\kappa = 0.9$ (longdash line), or $\kappa = 2$ (dotdash line), respectively, where ε_t follows a standard normal distribution; Right panel: stationarity regions of $E|\phi_1 + \varepsilon_t \sqrt{\beta_1}|^\kappa < 1$ with $\kappa = 0.1$ and ε_t being standard normal (solid line), Student's t_5 (dotted line), t_3 (longdash line) or standard Cauchy (dotdash line) random variable, respectively.

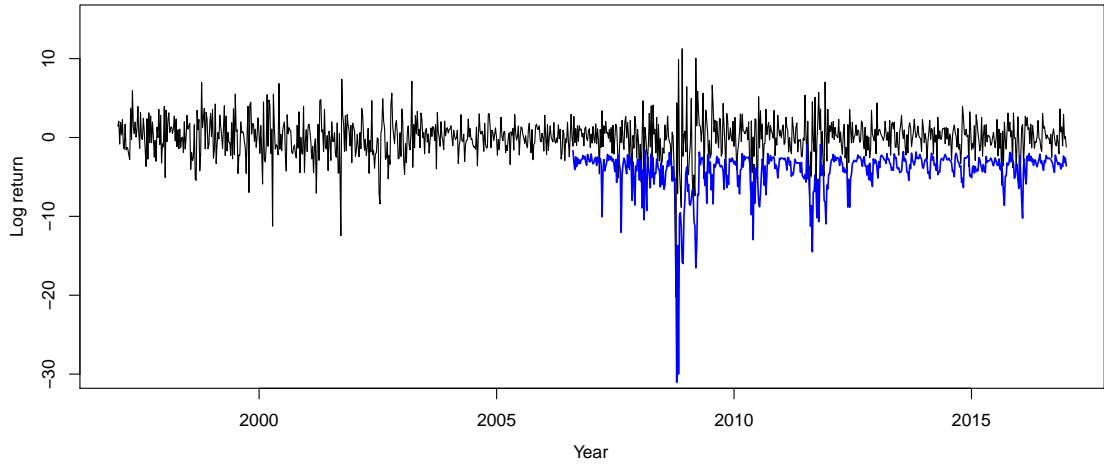


Figure 2: Time plot of weekly log returns (black line) of S&P500 Index from January 10, 1997 to December 30, 2016, and negative 5% VaR forecasts (blue line) from August 11, 2006 to December 30, 2016.

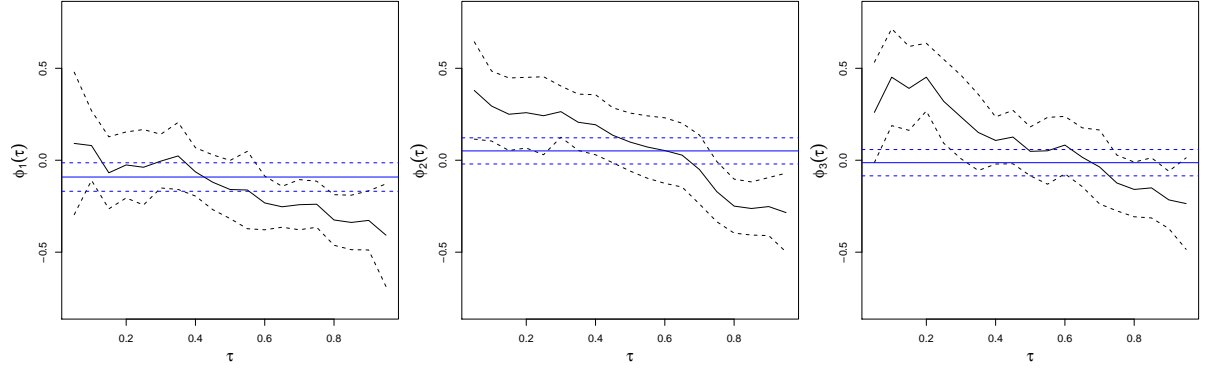


Figure 3: The estimates of $\phi_i(\tau_k)$ (black solid) from the fitted quantile double AR model, together with their 95% confidence band (black dotted), at $\tau_k = k/20$ with $1 \leq k \leq 19$, and estimates of ϕ_i (blue solid) from the fitted double AR model, together with their 95% confidence interval (blue dotted).

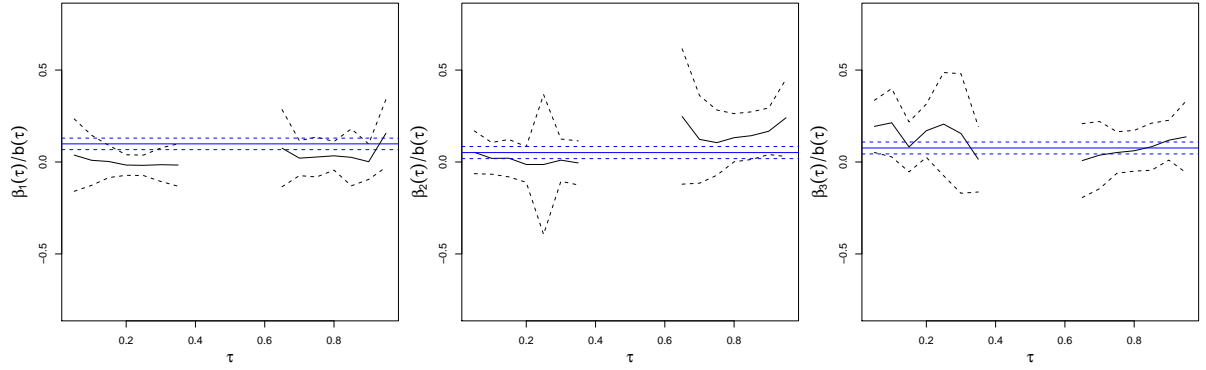


Figure 4: The estimates of $\beta_j(\tau_k)/b(\tau_k)$ (black solid) from the fitted quantile double AR model, together with their 95% confidence band (black dotted), at $\tau_k = k/20$ with $1 \leq k \leq 7$ and $13 \leq k \leq 19$, and estimates of β_j/ω (blue solid) from the fitted double AR model, together with their 95% confidence interval (blue dotted).

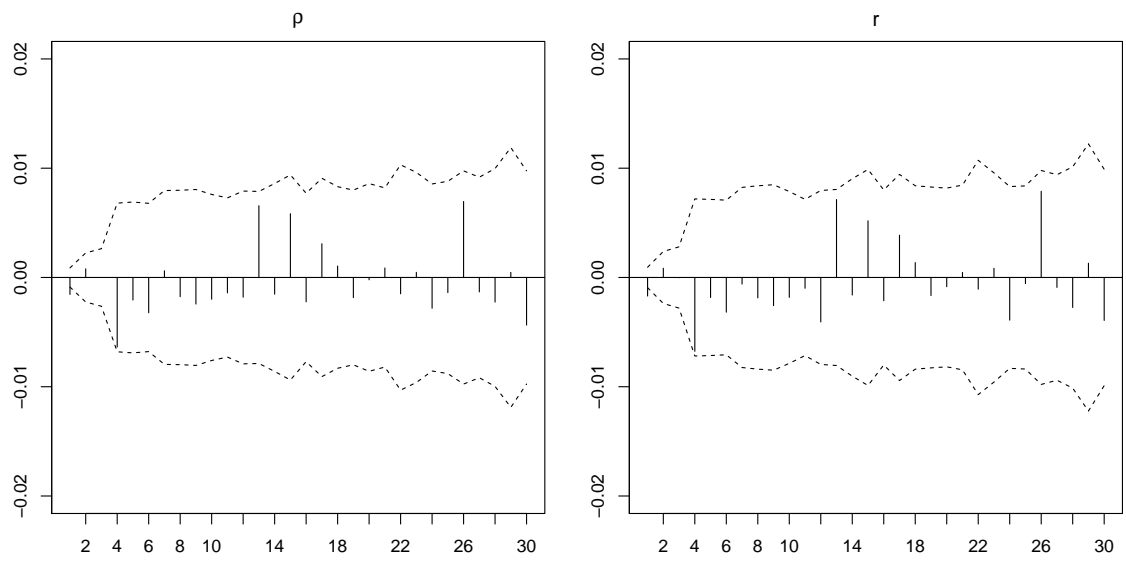


Figure 5: Residual QACFs of the fitted quantile double AR model at $\tau = 0.05$, with 95% confidence bands.