

Arbitrary Pattern Formation by Asynchronous Opaque Robots

Kaustav Bose^[0000–0003–3579–1941], Manash Kumar Kundu^[0000–0003–4179–8293], Ranendu Adhikary^[0000–0002–9473–2645], and Buddhadeb Sau

Department of Mathematics, Jadavpur University, Kolkata, India
 {kaustavbose.rs, manashkrkundu.rs, ranenduadhikary.rs}@jadavpuruniversity.in,
 bsau@math.jdvu.ac.in

Abstract. The ARBITRARY PATTERN FORMATION problem asks for a distributed algorithm that moves a set of autonomous mobile robots to form any arbitrary pattern given as input. The robots are assumed to be autonomous, anonymous and identical. They operate in Look-Compute-Move cycles under a fully asynchronous scheduler. The robots do not have access to any global coordinate system. The existing literature that investigates this problem, considers robots with unobstructed visibility. This work considers the problem in the more realistic *obstructed visibility* model, where the view of a robot can be obstructed by the presence of other robots. The robots are assumed to be punctiform and equipped with visible lights that can assume a constant number of predefined colors. We have studied the problem in two settings based on the level of consistency among the local coordinate systems of the robots: *two axis agreement* (they agree on the direction and orientation of both coordinate axes) and *one axis agreement* (they agree on the direction and orientation of only one coordinate axis). In both settings, we have provided a full characterization of initial configurations from where any arbitrary pattern can be formed.

Keywords: Distributed algorithm · Arbitrary pattern formation · Leader election · Autonomous robots · Opaque robots · Luminous robots · Obstructed visibility · Asynchronous scheduler · Look-compute-move cycle.

1 Introduction

One of the recent trends of research in robotics is to use a swarm of simple and inexpensive robots to collaboratively execute complex tasks, as opposed to using one or few powerful and expensive robots. Robot swarms offer several advantages over single robot systems, such as scalability, robustness and versatility. Algorithmic aspects of decentralized coordination of robot swarms have been extensively studied in literature over the last two decades. In theoretical studies, the traditional framework models the robot swarm as a set of autonomous, anonymous and identical computational entities freely moving in the plane. The robots do not have access to any global coordinate system. Each robot is equipped with sensor capabilities to perceive the positions of other robots. If the robots are equipped with camera sensors, then it is unrealistic to assume that each robot can observe all other robots in the swarm, as the line of sight of a robot can be obstructed by the presence of other robots. This setting is known as the *opaque robot* or *obstructed visibility* model, where it is assumed that a robot is able to see another robot if and only if no other robot lies in the line segment joining them.

ARBITRARY PATTERN FORMATION or \mathcal{APF} is a fundamental coordination problem in swarm robotics where the robots are required to form any specific but arbitrary geometric pattern given as input. In this work, we study the problem in obstructed visibility model. The majority of literature that studies this problem, considers robots with unobstructed visibility. Two recent works [13, 23] investigated two formation problems in the obstructed visibility model. In [13], UNIFORM CIRCLE FORMATION problem was studied, where the robots are required to form a circle by positioning themselves on the vertices of a regular polygon. Their approach is to first solve the MUTUAL VISIBILITY problem as a subroutine where the robots arrange themselves in a configuration in which each robot can see all other robots. Then they solved the original problem from a mutually visible configuration. The more general ARBITRARY PATTERN FORMATION problem was first studied in the obstructed visibility model by Vaidyanathan et al. in [23]. Their algorithm first solves MUTUAL VISIBILITY and then elects a leader by probabilistic method. In this work, our aim is to provide deterministic solutions. For robots with obstructed visibility and having only partial agreement in coordinate system, deterministic LEADER ELECTION is difficult and is of independent interest. Also, LEADER ELECTION and \mathcal{APF} are deterministically unsolvable from some

symmetric configurations. Therefore, trying to first solve MUTUAL VISIBILITY may create new symmetries, from where \mathcal{APF} is deterministically unsolvable. Hence, if we want to first bring the robots to a mutually visible configuration, then we have to design an algorithm that does not create such symmetries. The existing algorithms in literature for MUTUAL VISIBILITY do not have this feature. In both of these works, the robots are assumed to be *luminous*, i.e., they are equipped with persistent visible lights that can assume a constant number of predefined colors.

1.1 Earlier Works

The study of ARBITRARY PATTERN FORMATION was initiated by Suzuki and Yamashita in [21, 22]. In these papers, a complete characterization of the class of formable patterns was provided for autonomous and anonymous robots with an unbounded amount of memory. The problem was first studied in the weak setting of oblivious and asynchronous robots by Flocchini et. al. in [14]. They showed that if the robots have no common agreement on coordinate system, they cannot form an arbitrary pattern. If the robots have one axis agreement, then any odd number of robots can form an arbitrary pattern, but an even number of robots cannot, in the worst case. If the robots agree on both X and Y axes, then any set of robots can form any pattern. They also proved that it is possible to elect a leader for $n \geq 3$ robots if it is possible to form any pattern. In [11, 12], the authors studied the relationship between ARBITRARY PATTERN FORMATION and LEADER ELECTION. They proved that any arbitrary pattern can be formed from any initial configuration wherein the leader election is possible. More precisely, their algorithms work for four or more robots with chirality and for at least five robots without chirality. Combined with the result in [14], it follows that ARBITRARY PATTERN FORMATION and LEADER ELECTION are equivalent, i.e., it is possible to solve ARBITRARY PATTERN FORMATION for $n \geq 4$ with chirality (resp. $n \geq 5$ without chirality) if and only if LEADER ELECTION is solvable. In [7, 15], the problem was studied allowing the pattern to have multiplicities. Recently, the case of $n = 4$ robots was fully characterized in [6] in the asynchronous setting, with and without chirality. They proposed a new geometric invariant that exists in any configuration with four robots, and using this invariant, they presented an algorithm that forms any target pattern from any solvable initial configuration. The problem of forming a sequence of patterns in a given order was studied in [9]. Randomized algorithms for pattern formation were studied in [25]. In [8, 15], the so-called EMBEDDED PATTERN FORMATION problem was studied where the pattern to be formed is provided as a set of fixed and visible points in the plane. In [5], the problem was considered in a grid based terrain where the movements of the robots are restricted only along grid lines and only by a unit distance in each step. They showed that a set of fully asynchronous robots without agreement in coordinate system can form any arbitrary pattern, if their starting configuration is asymmetric.

All the aforementioned works considered robots with unlimited and unobstructed visibility. In the limited, but unobstructed, visibility setting, the problem was first studied in [24], and recently in [16]. In obstructed visibility, the GATHERING problem have been studied for fat robots in plane [2], and for point robots in three dimensional space [3]. A related problem in obstructed visibility model is the MUTUAL VISIBILITY problem. In this problem, starting from arbitrary configuration, the robots have to reposition themselves to a configuration in which every robot can see all other robots in the team. The problem has been extensively studied in literature under various settings [1, 4, 10, 18–20]. ARBITRARY PATTERN FORMATION in the obstructed visibility model was first studied recently in [23] where the authors proved runtime bounds in terms of the time required to solve LEADER ELECTION. However, they did not provide any deterministic solution for LEADER ELECTION and is yet to be studied in literature in the obstructed visibility model.

1.2 Our Contribution

We study the ARBITRARY PATTERN FORMATION problem for a system of opaque and luminous robots in a fully asynchronous setting. We have shown that the problem can be solved from any initial configuration if the robots agree on the direction and orientation of both X and Y axes. If the robots agree on the direction and orientation of only X axis, \mathcal{APF} is unsolvable when the initial configuration has a reflectional symmetry with respect to a line \mathcal{K} which is parallel to the X axis and has no robots lying on \mathcal{K} . The same result holds even if the robots have unobstructed visibility. For all other initial configurations, \mathcal{APF} is solvable. Our algorithms require 3 and 6 colors respectively for two axis and one axis agreement.

1.3 Outline

The paper is organized as follows. In Section 2, the robotic model under study is presented. In Section 3, the formal definition of the problem is given along with some basic notations and terminology. In Section 4, we present the algorithm for \mathcal{APF} under one axis agreement. In Section 5, the main results of the paper are presented along with formal proofs.

2 Robot Model

A set of n mobile computational entities, called *robots*, are initially placed at distinct points in the Euclidean plane. Each robot can move freely in the plane. The robots are assumed to be:

anonymous: they have no unique identifiers that they can use in a computation

identical: they are indistinguishable by their physical appearance

autonomous: there is no centralized control

homogeneous: they execute the same deterministic algorithm.

The robots are modeled as points in the plane, i.e., they do not have any physical extent. The robots do not have access to any global coordinate system. Each robot is provided with its own local coordinate system centered at its current position, and its own notion of unit distance and handedness. However, the robots may have a priori agreement about the direction and orientation of the axes in their local coordinate systems. Based on this, we consider the following two models.

Two axis agreement: They agree on the direction and orientation of both axes.

One axis agreement: They agree on the direction and orientation of only one axis.

The *opaque robot* or *obstructed visibility* model assumes that visibility of a robot can be obstructed by the presence of other robots. We assume that the robots have unlimited but obstructed visibility, i.e., the robots are equipped with a 360 vision camera sensor that enables the robots to take snapshots of the entire plane, but its vision can be obstructed by the presence of other robots. Formally, a point p on the plane is visible to a robot r if and only if the line segment joining p and r does not contain any other robot. Hence, two robots r_1 and r_2 are able to see each other if and only if no other robot lies in the line segment joining them.

This paper studies the pattern formation problem in the *robots with lights* or *luminous robot* model, introduced by Peleg [17]. In this model, each robot is equipped with a visible light which can assume a constant number of predefined colors. The lights serve both as a weak explicit communication mechanism and a form of internal memory. We denote the set of colors available to the robots by \mathcal{C} . Notice that a robot having light with only one possible color has the same capability as the one with no light. Therefore, the luminous robot model generalizes the classical model.

The robots, when active, operate according to the so-called *LOOK-COMPUTE-MOVE (LCM)* cycle. In each cycle, a previously idle or inactive robot wakes up and executes the following steps.

LOOK: The robot takes a snapshot of the current configuration, i.e., it obtains the positions, expressed in its local coordinate system, of all robots visible to it, along with their respective colors. The robot also knows its own color.

COMPUTE: Based on the perceived configuration, the robot performs computations according to a deterministic algorithm to decide a destination point $x \in \mathbb{R}^2$ (expressed in its local coordinate system) and a color $c \in \mathcal{C}$. As mentioned earlier, the deterministic algorithm is same for all robots.

MOVE: The robot then sets its light to c and moves towards the point x .

After executing a LOOK-COMPUTE-MOVE cycle, a robot becomes inactive. Then after some finite time, it wakes up again to perform another LOOK-COMPUTE-MOVE cycle. Notice that after a robot sets its light to a particular color in the MOVE phase of a cycle, it maintains its color until the MOVE phase of the next LCM cycle. The robots are *oblivious* in the sense that, when a robot transitions from one LCM cycle to the next, all of its local memory (past computations and snapshots) are erased, except for the color of the light.

Based on the activation and timing of the robots, there are three types of schedulers considered in literature.

Fully synchronous: In the fully synchronous setting (FSYNC), time can be logically divided into global rounds. In each round, all the robots are activated. They take the snapshots at the same time, and then perform their moves simultaneously.

Semi-synchronous: The semi-synchronous setting (SSYNC) coincides with the FSYNC model, with the only difference that not all robots are necessarily activated in each round. However, every robot is activated infinitely often.

Fully asynchronous: The fully asynchronous setting (ASYNC) is the most general model. The robots are activated independently and each robot executes its cycles independently. The amount of time spent in LOOK, COMPUTE, MOVE and inactive states is finite but unbounded, unpredictable and not same for different robots. As a result, the robots do not have a common notion of time. Moreover, a robot can be seen while moving, and hence, computations can be made based on obsolete information about positions. Also, the configuration perceived by a robot during the LOOK phase may significantly change before it makes a move and therefore, may cause a collision.

The scheduler that controls the activations and the durations of the operations can be thought of as an adversary. In the NON-RIGID movement model, the adversary also has the power to stop the movement of a robot before it reaches its destination. However, $\exists \delta > 0$ so that each robot traverses at least the distance δ unless its destination is closer than δ . This restriction imposed on the adversary is necessary, because otherwise, the adversary can stop a robot after moving distances $\frac{1}{2}, \frac{1}{4}, \frac{1}{8}, \dots$ and thus, not allowing any robot to traverse a distance of more than 1. In the RIGID movement model, each robot is able to reach its desired destination without any interruption. In this paper, the robots are assumed to have RIGID movements. The adversary also has the power to choose the local coordinate systems of individual robots (obeying the agreement assumptions). However, for each robot, the local coordinate system set by the adversary when it is first activated, remains unchanged. In other words, the local coordinate systems of the robots are persistent. Of course, in any COMPUTE phase, if instructed by the algorithm, a robot can logically define a different coordinate system, based on the snapshot taken, and transform the coordinates of the positions of the observed robots in the new coordinate system. This coordinate system is obviously not retained by the robot in the next LCM cycle, since it is oblivious.

3 Preliminaries

3.1 Definitions and Notations

We assume that a set \mathcal{R} of n robots are placed at distinct positions in the Euclidean plane. For any time t , $\mathbb{C}(t)$ will denote the configuration of the robots at time t . For a robot r , its position at time t will be denoted by $r(t)$. When there is no ambiguity, r will represent both the robot and the point in the plane occupied by it. By 1_r , we shall denote the unit distance according to the local coordinate system of r . At any time t , $r(t).light$ or simply $r.light$ will denote the color of the light of r at t .

Suppose that a robot r , positioned at point p , takes a snapshot at time t_1 . Based on this snapshot, suppose that the deterministic algorithm run in the COMPUTE phase instructs the robot to change its color (Case 1) or move to a different point (Case 2) or both (Case 3). In case 1, assume that it changes its color at time $t_2 > t_1$. In case 2, assume that it starts moving at time $t_3 > t_1$. Note that when we say that it starts moving at t_3 , we mean that $r(t_3) = p$, but $r(t_3 + \epsilon) \neq p$ for sufficiently small $\epsilon > 0$. For case 3, assume that r changes its color at $t_2 > t_1$ and starts moving at $t_3 > t_2$. Then we say that r has a *pending move* at t if $t \in (t_1, t_2)$ in case 1 or $t \in (t_1, t_3]$ in case 2 and 3. A robot r is said to be *stable* at time t , if r is stationary and has no pending move at t . A configuration at time t is said to be a *stable configuration* if every robot is stable at t . A configuration at time t is said to be a *final configuration* if

1. every robot at t is stable,
2. any robot taking a snapshot at t will not decide to move or change its color.

With respect to the local coordinate system of a robot, positive and negative directions of the X -axis will be referred to as *right* and *left* respectively, while the positive and negative directions of the Y -axis will be referred to as *up* and *down* respectively. For a robot r , $\mathcal{L}_V(r)$ and $\mathcal{L}_H(r)$ are respectively the vertical and horizontal line passing through r . We denote by $\mathcal{H}_U^O(r)$ (resp. $\mathcal{H}_U^C(r)$) and $\mathcal{H}_B^O(r)$ (resp. $\mathcal{H}_B^C(r)$) the upper and bottom

open (resp. closed) half-plane delimited by $\mathcal{L}_H(r)$ respectively. Similarly, $\mathcal{H}_L^O(r)$ (resp. $\mathcal{H}_L^C(r)$) and $\mathcal{H}_R^O(r)$ (resp. $\mathcal{H}_R^C(r)$) are the left and right open (resp. closed) half-plane delimited by $\mathcal{L}_V(r)$ respectively. We define $\mathcal{H}^O(r_1, r_2)$ (resp. $\mathcal{H}^C(r_1, r_2)$) as the horizontal open (resp. closed) strip delimited by $\mathcal{L}_H(r_1)$ and $\mathcal{L}_H(r_2)$. For a robot r and a straight line \mathcal{L} passing through it, r will be called *non-terminal on \mathcal{L}* if it lies between two other robots on \mathcal{L} , and otherwise it will be called *terminal on \mathcal{L}* .

3.2 Problem Definition

A swarm of n robots is arbitrarily deployed at distinct positions in the Euclidean plane. Initially, the lights of all the robots are set to a specific color called `off`. Each robot is given a pattern \mathbb{P} as input, which is a list of n distinct elements from \mathbb{R}^2 . Without loss of generality, we assume that

1. the n elements in \mathbb{P} are arranged in (ascending) dictionary order, i.e., $(x, y) < (x', y')$ iff either $x < x'$ or $x = x', y < y'$,
2. $(x, y) \in \mathbb{R}_{\geq 0}^2 = \{(a, b) \in \mathbb{R}^2 | a, b \geq 0\}$ for each element (x, y) in \mathbb{P} .

The goal of the ARBITRARY PATTERN FORMATION, or in short \mathcal{APF} , is to design a distributed algorithm so that there is a time t such that

1. $\mathbb{C}(t)$ is a final configuration,
2. the lights of all the robots at t are set to the same color,
3. \mathbb{P} can be obtained from $\mathbb{C}(t)$ by a sequence of translation, reflection, rotation, uniform scaling operations.
4. at any time $t' \in [0, t]$, no two robots occupy the same position in the plane, i.e., in other words, the movements are collision-free.

4 Arbitrary Pattern Formation under One Axis Agreement

In this section, we shall discuss \mathcal{APF} under the one axis agreement model in ASYNC. We assume that the robots agree on the direction and orientation of only X axis. Before presenting the algorithm, we shall discuss some basic limitations under this model.

Theorem 1. *\mathcal{APF} is unsolvable in SSYNC if the initial configuration has a reflectional symmetry with respect to a line \mathcal{K} which is parallel to the X axis with no robots lying on \mathcal{K} . The same result holds even if the robots have unobstructed visibility.*

Proof. Assume that the initial configuration has a reflectional symmetry with respect to a horizontal line \mathcal{K} and there are no robots lying on \mathcal{K} . Let \mathcal{H} and \mathcal{H}' be the two open half-planes delimited by \mathcal{K} . In the initial configuration, the set of robots can be partitioned into $\frac{n}{2}$ disjoint pairs $\{r, r'\}$, where r is in \mathcal{H} and r' is its specular partner in \mathcal{H}' . For each pair, suppose that the adversary sets the Y -axes of their local coordinate systems in opposite directions (See Fig. 1a). Suppose that at each round, the adversary activates exactly one pair of specular robots. In the first round, suppose r and r' are activated. Assume that r decides to move to a point p .

Case 1: Let $p \in \mathcal{K}$. Then r' also decides to move to p , as they have the same view, same color, and they both execute the same deterministic algorithm. Hence, they will collide at p .

Case 2: Let $p \in \mathcal{H}'$. By the same logic, r' will decide to move to $p' \in \mathcal{H}$, which is the mirror image of p with respect to \mathcal{K} . If the adversary makes both of them move at the same time with same speed, they will collide on \mathcal{K} (See Fig. 1b).

Case 3: Therefore, the only possible case is $p \in \mathcal{H}$. Again, r' will decide to move to $p' \in \mathcal{H}'$, which is the mirror image of p with respect to \mathcal{K} . Also, if they change their lights, both will set the same color. Hence, after the move, the configuration remains symmetric with respect to \mathcal{K} , with \mathcal{K} containing no robots and the specular partners having same colors (See Fig. 1c). Therefore, it is easy to see that it is impossible to form any arbitrary pattern, for example, an asymmetric pattern. Hence, \mathcal{APF} is unsolvable. Obviously, the same result holds even if the robots have unobstructed visibility. \square

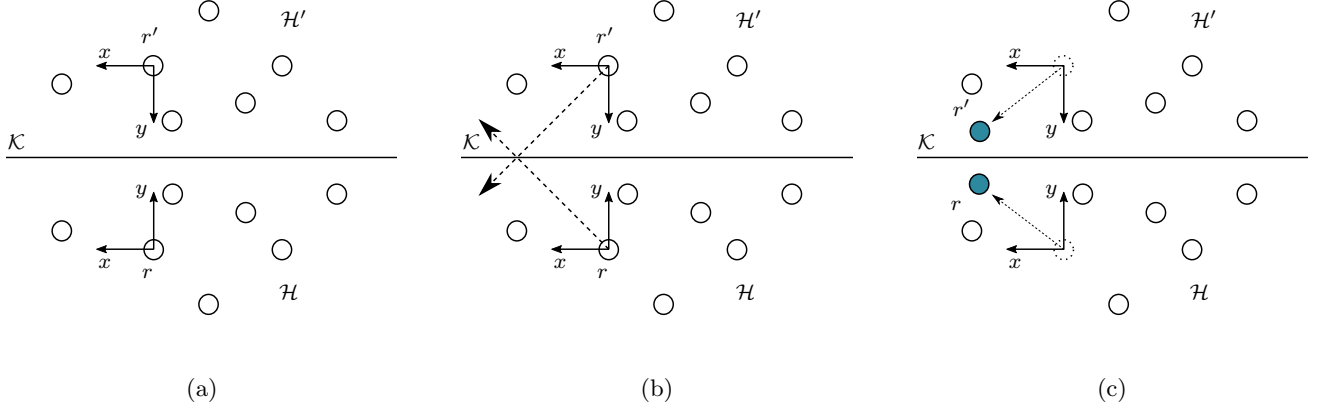


Fig. 1: Illustrations supporting the proof of Theorem 1.

Corollary 1. *\mathcal{APF} is unsolvable in ASYNC if the initial configuration has a reflectional symmetry with respect to a line \mathcal{K} which is parallel to the X axis with no robots lying on \mathcal{K} . The same result holds even if the robots have unobstructed visibility.*

Therefore, we shall assume that in the one axis agreement setting, the initial configuration does not have such a symmetry. We shall prove that with this assumption, \mathcal{APF} is solvable in ASYNC. Our algorithm requires six colors, namely off, terminal, candidate, symmetry, leader, and done. As mentioned earlier, initially the lights of all the robots are set to off.

The goal of \mathcal{APF} is that the robots have to arrange themselves to a configuration which is similar to \mathbb{P} with respect to translation, rotation, reflection and uniform scaling. Since the robots do not have access to any global coordinate system, there is no agreement regarding where and how the pattern \mathbb{P} is to be embedded in the plane. To resolve this ambiguity, we shall first elect a robot in the team as the leader. The relationship between leader election and arbitrary pattern formation is well established in literature. Once a leader is elected, it is not difficult to reach an agreement on a suitable coordinate system. Then the robots have to reconfigure themselves to form the given pattern \mathbb{P} with respect to this coordinate system. Thus, the algorithm is divided into two *stages*, namely *leader election* and *pattern formation from leader configuration*. The leader election stage is again logically divided into two *phases*, *phase 1* and *phase 2*. Since the robots are oblivious, in each LCM cycle, it has to infer in which stage or phase it currently is, from certain geometric conditions and the lights of the robots in the perceived configuration. These conditions are described in Algorithm 1. Notice that due to the obstructed visibility, two robots taking snapshots at the same time can have quite different views of the configuration. Therefore, it may happen that they decide to execute instructions corresponding to different stages or phases of the algorithm.

Algorithm 1: Arbitrary Pattern Formation

Input : The configuration of robots visible to me.

```

1 Procedure ARBITRARYPATTERNFORMATION()
2   if there is a robot with light set to leader then                                // stage 2
3     | PATTERNFORMATIONFROMLEADERCONFIGURATION()
4   else
5     | if there are two robots with light set to candidate on the same vertical line or at least one // stage 1
6       | robot with light set to symmetry then
7       | | PHASE2()
8       | else
7       | | PHASE1()

```

4.1 Leader Election

For a group of anonymous and identical robots, leader election is solved on the basis of the relative positions of the robots in the configuration. But this is only possible if the robots can see the entire configuration. Therefore, the naive approach would be to first bring the robots to a mutually visible configuration where each robot can see all other robots. But as mentioned earlier, this can create unwanted symmetries in the configuration from where arbitrary pattern formation may be unsolvable. Therefore, we shall employ a different strategy that does not require solving mutual visibility.

The aim of the leader election stage is to obtain a stable configuration where there is a unique robot r_l with its light set to `leader` and the remaining $n - 1$ robots have their lights set to `off`. But we would like the configuration to satisfy some additional properties that will be useful in the next stage. Formally, our aim is to obtain a stable configuration where there is a unique robot r_l such that

1. $r_l.light = \text{leader}$
2. $r.light = \text{off}$ for all $r \in \mathcal{R} \setminus \{r_l\}$
3. $r \in \mathcal{H}_R^O(r_l) \cap \mathcal{H}_V^O(r_l)$ for all $r \in \mathcal{R} \setminus \{r_l\}$.

We shall call this a *leader configuration*, and call r_l the *leader*. As mentioned earlier, the leader election algorithm consists of two phases, namely phase 1 and phase 2 (See Algorithm 1). We describe the phases in detail in the following.

4.1.1 Phase 1

Overview. Since the robots agree on left and right, if there is a unique leftmost robot in the configuration, then it can identify this from its local view and elect itself as the leader. However, there might be more than one leftmost robot in the configuration. Assume that there are $k \geq 2$ leftmost robots in the configuration. Our aim in this phase is to reduce the number of leftmost robots to $k = 2$, or if possible, to $k = 1$. Suppose that the $k \geq 2$ leftmost robots are lying on the vertical line \mathcal{L} . We shall ask the two terminal robots on \mathcal{L} , say r_1 and r_2 , to move horizontally towards left. If both robots move synchronously by the same distance, then the new configuration will have two leftmost robots. However, r_1 and r_2 can not distinguish between this configuration and the initial configuration, i.e., they can not ascertain from their local view if they are the only robots on the vertical line due to the obstructed visibility. To resolve this, we shall ask r_1 and r_2 to change lights to `terminal` before moving. Now, consider the case where r_1 and r_2 move different distances with r_1 moving further. Suppose that r_2 reaches its destination first, and when it takes the next snapshot, it finds that r_1 (with light `terminal`) is on the same vertical line. So, r_2 incorrectly concludes that the two terminal robots have been brought on the same vertical line, while actually r_1 is still moving leftwards. To avert this situation, we shall use the color candidate. After moving, the robots will change their lights to `candidate` to indicate that they have completed their moves. So, if we have two robots with light `candidate` on the same vertical line, then we are done. On the other hand, if we end up with the two robots with light `candidate` not on the same vertical line, then the one on the left will become the leader.

Formal Description. Before describing the algorithm, let us give a definition. We define a *candidate configuration* to be a stable configuration where there are two robots r_1 and r_2 such that

1. $r_1.light = r_2.light = \text{candidate}$
2. $r.light = \text{off}$ for all $r \in \mathcal{R} \setminus \{r_1, r_2\}$
3. r_1 and r_2 are on the same vertical line
4. $r \in \mathcal{H}_R^O(r_1)$ for all $r \in \mathcal{R} \setminus \{r_1, r_2\}$.

Our aim in this phase is to create either a leader configuration or a candidate configuration. A pseudocode description of phase 1 is given in Algorithm 2.

Suppose that a robot r with $r.light = \text{off}$ takes a snapshot at time t and finds that

1. there are no robots in $\mathcal{H}_L^C(r)$ other than itself, i.e., r is the unique leftmost robot in the configuration,
2. all robots have their lights set to `off`.

Algorithm 2: Phase 1 of Leader Election

Input : The configuration of robots visible to me.

```
1 Procedure PHASE1()
2    $r \leftarrow \text{myself}$ 
3   if  $r.\text{light} = \text{off}$  then
4     if there are no robots in  $\mathcal{H}_L^C(r)$  other than itself and all robots have their lights set to off then
5       BECOMELEADER()
6     else if LEFTMOSTTERMINAL() = True then
7        $(x^*, y^*) \leftarrow \text{COMPUTEDESTINATION}()$ 
8        $r.\text{light} \leftarrow \text{terminal}$ 
9       Move to  $(x^*, y^*)$ 
10    else if  $r.\text{light} = \text{terminal}$  then
11       $r.\text{light} \leftarrow \text{candidate}$ 
12    else if  $r.\text{light} = \text{candidate}$  then
13      if there is a robot with light candidate in  $\mathcal{H}_R^O(r)$  then
14         $r.\text{light} \leftarrow \text{off}$ 
15      else if there is a robot with light off in  $\mathcal{H}_L^O(r)$  then
16         $r.\text{light} \leftarrow \text{off}$ 
17 Procedure BECOMELEADER()
18   if there are no robots in  $\mathcal{H}_B^C(r)$  other than itself then
19      $r.\text{light} \leftarrow \text{leader}$ 
20   else
21      $r' \leftarrow$  the bottommost robot
22      $d \leftarrow |r'.y|$ 
23     Move  $d + 1_r$  distance down vertically
24 Function LEFTMOSTTERMINAL()
25    $\text{result} \leftarrow \text{False}$ 
26   if there are no robots in  $\mathcal{H}_L^O(r)$  then
27     if there is  $\mathcal{H} \in \{\mathcal{H}_B^O(r), \mathcal{H}_U^O(r)\}$  such that  $\mathcal{H} \cap \mathcal{L}_V(r)$  contains no robots then
28        $\text{result} \leftarrow \text{True}$ 
29   else if there is exactly one robot  $r'$  in  $\mathcal{H}_L^O(r)$  and  $r'.\text{light} = \text{candidate}$  then
30     Let  $\mathcal{H} \in \{\mathcal{H}_B^O(r), \mathcal{H}_U^O(r)\}$  be the open half-plane not containing  $r'$ 
31     if  $\mathcal{H} \cap \mathcal{L}_V(r)$  contains no robots then
32        $\text{result} \leftarrow \text{True}$ 
33   return  $\text{result}$ 
34 Function COMPUTEDESTINATION()
35   if there are no robots in  $\mathcal{H}_R^O(r)$  then
36     return  $(-1_r, 0)$ 
37   else
38      $\mathcal{L}' \leftarrow$  the leftmost vertical line containing a robot in  $\mathcal{H}_R^O(r)$ 
39      $d \leftarrow$  the horizontal distance between  $r$  and  $\mathcal{L}'$ 
40     return  $(-d, 0)$ 
```

Then we shall say that the robot r finds itself eligible to become leader at time t . In this case, the robot r will not immediately change its light to leader. It will start executing **BECOMELEADER**(). **BECOMELEADER**() makes it move downwards (according to its local coordinate system) until there no robots in $\mathcal{H}_B^C(r)$ other than r itself. This ensures that when r changes its light to leader, we obtain a leader configuration.

In the case where r with $r.\text{light} = \text{off}$ is not a unique leftmost robot, it calls the function **LEFTMOSTTERMINAL**(). If **LEFTMOSTTERMINAL**() returns True, r will move leftwards, and otherwise it will stay put. For a robot r with $r.\text{light} = \text{off}$, **LEFTMOSTTERMINAL**() returns True if one of the following holds.

1. There are no robots in $\mathcal{H}_L^O(r)$, i.e., it is a leftmost robot. Furthermore, it is terminal on its vertical line.
2. There is exactly one robot r' in $\mathcal{H}_L^O(r)$ and has light set to candidate. Furthermore, if $\mathcal{H} \in \{\mathcal{H}_B^O(r), \mathcal{H}_U^O(r)\}$ is the open half-plane not containing r' , then $\mathcal{H} \cap \mathcal{L}_V(r)$ must not contain any robot.

The second condition is necessary in the asynchronous setting. Let r_1 and r_2 be the leftmost robots terminal on their vertical line \mathcal{L} in the initial configuration. Suppose that r_1 takes its first snapshot earlier and hence decides to move due to the first condition. Suppose that it leaves \mathcal{L} at time t . If r_2 takes a snapshot before t , it will decide to move. But in absence of the second condition, r_2 will not move if it is activated after t as it is no

longer a leftmost robot. So, it will become impossible to know whether r_2 will move future or not. The second condition ensures that both r_1 and r_2 eventually leaves \mathcal{L} .

Therefore, if the initial configuration has $k \geq 2$ leftmost robots, then both leftmost terminal robots will eventually change their lights to candidate and move left. After completing their moves, they will set their lights to candidate. Now, let us see what might happen if do not specify how much the robots should move. Consider the situation shown in Fig. 2. The initial configuration $\mathbb{C}(0)$ has exactly two leftmost robots r_1 and r_2 . Let $\mathbb{C}(t)$ be the configuration as shown in Fig. 2b. r_1 has completed its move and changed its light to candidate. Clearly, `LEFTMOSTTERMINAL()` will return True for r_3 as it can see only one robot in $\mathcal{H}_L^O(r_3)$ with light set to candidate. Therefore, r_3 will also decide to move left. It can be shown that such a situation does not occur if the robots move to the points computed by the function `COMPUTEDESTINATION()` (See Algorithm 2).

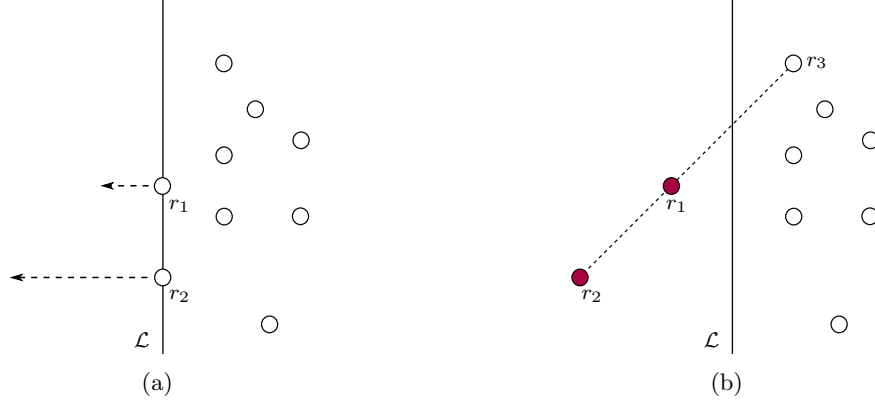


Fig. 2: a) The configuration has exactly two leftmost robots r_1 and r_2 . b) r_1 and r_2 move left by some arbitrary distance and change their lights to candidate. Then r_3 can see only r_1 on its left.

4.1.2 Phase 2

Overview. Phase 1 will end with either a leader configuration or a candidate configuration. In the first case, leader election is done, and in the second case we enter phase 2. So assume that we have two leftmost robots, r_1 and r_2 , lying on the vertical line \mathcal{L} with their lights set to candidate. Let $\mathbb{C}' = \mathbb{C} \setminus \{r_1, r_2\}$ be the configuration of the remaining robots. The idea is to elect the leader by inspecting the configuration \mathbb{C}' . If \mathbb{C}' is asymmetric (Case 1), then it is possible to deterministically elect one of r_1 and r_2 as the leader from asymmetry of \mathbb{C}' . The problem is that r_1 and r_2 may have only a partial view of \mathbb{C}' due to obstructions. However, in that case the robot is aware that it can not see the entire configuration, as it knows the total number of robots (from the input \mathbb{P}). Suppose that r_1 finds that it can not see all the robots in the configuration. Then we can ask r_1 to move along the vertical line (in the direction opposite to r_2) in order to get an unobstructed view of the configuration. It can be proved that after finitely many steps, r_1 will be able to see all the robots in the configuration. However, this strategy may create a symmetry with the axis of symmetry not containing any robots, from where arbitrary pattern formation is deterministically unsolvable. This happens only in the case where \mathbb{C}' has such a symmetry (Case 2). But the r_1, r_2 can not ascertain this without having the full view of the configuration. Consider the leftmost vertical line \mathcal{L}' containing a robot in \mathbb{C}' . Let \mathcal{K} be the horizontal line passing through the mean of the positions of the robots lying on \mathcal{L}' . Clearly, if \mathbb{C}' is symmetric, then \mathcal{K} is the axis of symmetry. Note that both r_1, r_2 can see all robots lying on \mathcal{L}' . Hence, they can determine \mathcal{K} . Therefore, although they can not ascertain if \mathbb{C}' is symmetric or not, they can still determine the only possible axis with respect to which there may exist a symmetry. Now r_1 and r_2 will determine their movements based on their distances from \mathcal{K} . In particular, only the one farther away from \mathcal{K} will move, and in case of a tie, both will move. We can prove that following this strategy, it is possible to elect one among r_1 and r_2 as the leader in Case 1 and Case 2. However, this may not be possible if \mathbb{C}' is symmetric with respect to \mathcal{K} with \mathcal{K} containing at least one robot (Case 3). In this case, the

movements of r_1 and r_2 can make the entire configuration symmetric with respect to the axis \mathcal{K} (which contains at least one robot). In that case, r_1 and r_2 will change their lights to `symmetry`. It is crucial for the correctness of the algorithm that we coordinate the movements of r_1 and r_2 in such a way that when both set their lights to `symmetry`, they must be 1) visible to all the robots in \mathbb{C}' , and 2) equidistant from \mathcal{K} . If this is ensured, then all the robots can determine \mathcal{K} , which should be the horizontal line passing through the mid-point of the line segment joining r_1 and r_2 . Then the leftmost robot on \mathcal{K} will move towards left to become the leftmost robot in \mathbb{C} and will eventually become the leader.

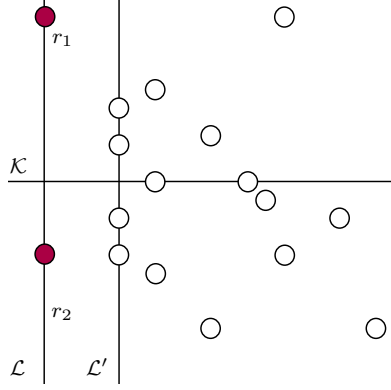


Fig. 3: There are in total 15 robots in \mathbb{C}' with 5 of them in \mathcal{H}_1 , 8 in \mathcal{H}_2 and 2 on \mathcal{K} . Hence, the length of $\lambda(r_1)$ and $\lambda(r_2)$ will be 8, with $\lambda(r_1)$ having 3 null element terms. With respect to some unit distance, we have $\lambda(r_1) = (0, 1)(0, 2)(1, 2.5)(2.5, 1.25)(4.5, 4.5)\Phi\Phi\Phi$ and $\lambda(r_2) = (0, 1)(0, 2)(1, 2.5)(2.5, 4)(4, 0.5)(4.5, 2)(6, 1)(7, 4)$. Therefore, $\lambda(r_1) \prec \lambda(r_2)$. Also, $\lambda'(r_1) = \lambda'(r_2) = (0, 1)(0, 2)$.

Formal Description. A pseudocode description of phase 2 is presented in Algorithm 3. Let r_1 and r_2 be the two candidate robots in the candidate configuration \mathbb{C} . Let $\mathbb{C}' = \mathbb{C} \setminus \{r_1, r_2\}$. As defined earlier, \mathcal{L} is the vertical line containing r_1 and r_2 , \mathcal{L}' is the leftmost vertical line containing a robot in \mathbb{C}' , and \mathcal{K} is the horizontal line passing through the mean of the positions of the robots lying on \mathcal{L}' . Let \mathcal{H}_1 and \mathcal{H}_2 be the two open half-planes delimited by \mathcal{K} . Let $\overline{\mathcal{H}_1}$ and $\overline{\mathcal{H}_2}$ be their closure. First assume that both r_1 and r_2 lie in the same closed half-plane, say $r_1, r_2 \in \overline{\mathcal{H}_1}$. Then the robot further from \mathcal{K} , say r_2 , will move left. Then clearly we are back to phase 1. As described in the Section 4.1.1, eventually r_2 will become leader. However, this movement can create the similar situation shown in Fig. 2b. To avoid this, we have specify the extent of the movement by the function `COMPUTEDESTINATION2` (See Algorithm 3).

Now assume that r_1 and r_2 are in different open half-planes. So let \mathcal{H}_1 and \mathcal{H}_2 be the half-planes containing r_1 and r_2 respectively. For each \mathcal{H}_i , we define a coordinate system C_i in the following way. The point of intersection between \mathcal{K} and \mathcal{L}' is the origin, $\mathcal{L}' \cap \mathcal{H}_i$ is the positive Y -axis and the positive direction of X -axis is according to the global agreement. We express the positions of all the robots in \mathcal{H}_i with respect to the coordinate system C_i . Now arrange the positions in the dictionary order. Let $\lambda(r_i)$ denote the string thus obtained (See Fig. 3). Each term of the string is an element from \mathbb{R}^2 . To make the length of the strings $\lambda(r_1)$ and $\lambda(r_2)$ equal, null elements Φ may be appended to the shorter string. For any non-null term (x, y) of a string, we set $(x, y) < \Phi$. We shall write $\lambda(r_1) \prec \lambda(r_2)$ iff $\lambda(r_2)$ is lexicographically larger than $\lambda(r_1)$. For each string $\lambda(r_i)$, let $\lambda'(r_i)$ be the string obtained from $\lambda(r_i)$ by deleting all terms with x -coordinate not equal to 0. That is, the terms of $\lambda'(r_i)$ corresponds to the robots on $\mathcal{L}' \cap \mathcal{H}_i$. Again, null elements Φ may be appended to make the length of the strings $\lambda'(r_1)$ and $\lambda'(r_2)$ equal. The plan is to choose a leader by comparing these strings. First, the robots will compare $\lambda'(r_1)$ and $\lambda'(r_2)$. Clearly, both of them can see all the robots on \mathcal{L}' , hence can compute $\lambda'(r_1)$ and $\lambda'(r_2)$. If $\lambda'(r_i) \prec \lambda'(r_j)$, r_i will move left. As before, r_i will become leader. If $\lambda'(r_1) = \lambda'(r_2)$, the robots have to compare the full strings $\lambda(r_1)$ and $\lambda(r_2)$. But in order to compute these strings, the complete view of the configuration is required. Let d_{r_1} and d_{r_2} be the distance of r_1 and r_2 from \mathcal{K} respectively. If $d_{r_i} \geq d_{r_j}$, r_i will move vertically away from r_j

by a distance d_{r_i} to get the full view of the configuration. When it can see all the robots in the configuration, it computes $\lambda(r_1)$ and $\lambda(r_2)$. If $\lambda(r_i) \prec \lambda(r_j)$, r_i will move left (r_i will become leader) and if $\lambda(r_i) \succ \lambda(r_j)$, r_i will move right (r_j will become leader). In the case where $\lambda(r_i) = \lambda(r_j)$ (\mathbb{C}' is symmetric), r_i will move left if \mathcal{K} has no robots on it, or otherwise will change its light to symmetry.

Algorithm 3: Phase 2 of Leader Election

Input : The configuration of robots visible to me.

```

1 Procedure PHASE2()
2    $r \leftarrow \text{myself}$ 
3   if  $r.\text{light} = \text{candidate}$  then
4      $r' \leftarrow$  another robot on  $\mathcal{L} = \mathcal{L}_V(r)$  with light candidate or symmetry
5      $\mathcal{L}' \leftarrow$  the leftmost vertical line containing a robot in  $\mathcal{H}_R^O(r)$ 
6      $\mathcal{K} \leftarrow$  the horizontal line passing through the mean of the positions of the robots lying on  $\mathcal{L}'$ 
7      $d_r \leftarrow$  distance of  $r$  from  $\mathcal{K}$ 
8      $d_{r'} \leftarrow$  distance of  $r'$  from  $\mathcal{K}$ 
9      $d_{\mathcal{L}\mathcal{L}'} \leftarrow$  distance between  $\mathcal{L}$  and  $\mathcal{L}'$ 
10    set the positive direction of  $Y$ -axis of the local coordinate system towards  $r'$ 
11    if  $r'.\text{light} = \text{symmetry}$  then
12      if  $d_r < d_{r'}$  then
13        | Move  $d_{r'} - d_r$  distance vertically in direction opposite to  $r'$ 
14      else if  $d_r = d_{r'}$  then
15        |  $r.\text{light} \leftarrow \text{symmetry}$ 
16    else if  $r'.\text{light} = \text{candidate}$  then
17      if  $r$  and  $r'$  are in the same closed half-plane delimited by  $\mathcal{K}$  then
18        if  $d_r > d_{r'}$  then
19          | Move to COMPUTEDESTINATION2()
20        else
21          if  $\lambda'(r) \prec \lambda'(r')$  then
22            | Move to COMPUTEDESTINATION2()
23          else if  $\lambda'(r) = \lambda'(r')$  then
24            if  $d_r \geq d_{r'}$  then
25              if the number of robots is equal to  $n$  and there are no robots in  $\mathcal{H}_B^O(r)$  then
26                if  $\lambda(r) \prec \lambda(r')$  then
27                  | Move to COMPUTEDESTINATION2()
28                else if  $\lambda(r) \succ \lambda(r')$  then
29                  | Move  $\frac{d_{\mathcal{L}\mathcal{L}'}}{2}$  distance right horizontally
30                else if  $\lambda(r) = \lambda(r')$  then
31                  if  $\mathcal{K}$  has no robots on it then
32                    | Move to COMPUTEDESTINATION2()
33                  else
34                    |  $r.\text{light} \leftarrow \text{symmetry}$ 
35            else
36              | Move  $d_r$  distance vertically in direction opposite to  $r'$ 
37    else if  $r.\text{light} = \text{symmetry}$  then
38      if there is a robot in  $\mathcal{H}_L^O(r)$  with light off then
39        |  $r.\text{light} \leftarrow \text{off}$ 
40    else if  $r.\text{light} = \text{off}$  then
41      if there are two robots  $r_1$  and  $r_2$  in  $\mathcal{H}_L^O(r)$  with light symmetry on the same vertical line  $\mathcal{L}$  then
42        |  $\mathcal{K} \leftarrow$  the horizontal line passing through the mid-point of the line segment joining  $r_1$  and  $r_2$ .
43        if  $r$  is the leftmost robot lying on  $\mathcal{K}$  then
44          |  $d \leftarrow$  distance of  $r$  from  $\mathcal{L}$ 
45          | Move  $d + 1_r$  distance left
46 Function COMPUTEDESTINATION2()
47    $\mathcal{H} \leftarrow$  the open half-plane delimited by  $\mathcal{L}_H(r')$  not containing  $r$ .
48   if  $\mathcal{L}' \cap \mathcal{H}$  has no robots then
49     | return  $(-1_r, 0)$ 
50   else
51      $r'' \leftarrow$  the robot on  $\mathcal{L}' \cap \mathcal{H}$  with maximum  $y$ -coordinate
52     | return  $(-\frac{1}{2}d_{\mathcal{L}\mathcal{L}'} \frac{r'.y}{r''.y - r'.y}, 0)$ 

```

4.2 Pattern Formation from a Leader Configuration

Overview. In a leader configuration, all non-leader robots lie on one of the open half-planes delimited by the horizontal line passing through the leader r_l . This leads to an agreement on the direction of Y axis, as we can set the empty open half-plane to correspond to the negative direction of Y -axis or ‘down’. Hence, we have an agreement on ‘up’, ‘down’, ‘left’ and ‘right’. However, we still do not have a common notion of unit distance. Notice that all the non-leader robots are in $\mathcal{H}_R^O(r_l)$. Now, we shall ask one of the non-leader robots to move to the line $\mathcal{L}_V(r_l)$. The distance of this robot from the leader r_l will be set as the unit distance. Now it only remains to fix the origin. We shall set the origin at a point such that the coordinates of r_l are $(-1, -1)$. Now that we have a common fixed coordinate system, we embed the pattern on the plane. Let us call these points the *target points*. We have to bring the robots to these points without causing any collisions. Take the projection of the target points on $\mathcal{L}_H(r_l)$. Our plan is to first sequentially bring the robots to these points and then sequentially move them to the corresponding target points. The problem is that there might be multiple target points on the same vertical line and thus we may have one projected point corresponding to multiple target points. Therefore, to accommodate multiple robots, we shall assign pockets of space of a fixed size around each projected point.

Formal Description. A pseudocode description of this stage is given in Algorithm 4. At the start of this stage, we have a leader configuration. Let r_l be the leader having its light set to `leader`. Any robot that can see r_l starts executing Algorithm 4.

Initially all robots other than r_l are inside the region $\mathcal{H}_U^O(r_l) \cap \mathcal{H}_R^O(r_l)$. Order the robots in $\mathcal{R} \setminus \{r_l\}$ from bottom to up, and from left to right in case multiple robots on the same horizontal line (See Fig. 4a). Let us denote these robots by r_1, r_2, \dots, r_{n-1} in this order. The robots will move sequentially according to this order. r_1 will move to $\mathcal{L}_V(r_l)$, while r_2, \dots, r_{n-1} will move to $\mathcal{L}_H(r_l)$. Each r_i , $i = 1, \dots, n-1$ will decide to move when it finds that 1) there are no robots in $\mathcal{H}_B^O(r_i) \cap \mathcal{H}_U^O(r_l) \cap \mathcal{H}_R^O(r_l)$, and 2) r is the leftmost robot on $\mathcal{L}_H(r) \cap \mathcal{H}_R^O(r_l)$. These conditions will ensure that the robots execute their moves sequentially according to ordering in Fig. 4a. First r_1 will move horizontally to $\mathcal{L}_V(r_l)$. After r_1 reaches $\mathcal{L}_V(r_l)$, we shall denote it by r_u . Any robot that can see both r_l and r_u , sets its coordinate system as shown in Fig. 4b so that r_l is at $(-1, -1)$ and r_u is at $(-1, 0)$. We shall refer to this coordinate system as the *agreed coordinate system*. Now embed the pattern \mathbb{P} in the plane with respect to this coordinate system. Let t_i denote the point in plane corresponding to $\mathbb{P}[i]$. Let us call t_0, t_1, \dots, t_{n-1} the target points. Recall that each $\mathbb{P}[i]$ is from $\mathbb{R}_{\geq 0}^2$. Also, \mathbb{P} is sorted in dictionary order. Therefore, $\{t_0, t_1, \dots, t_{n-1}\} \subset \mathcal{H}_U^O(r_l) \cap \mathcal{H}_R^O(r_l)$ and are ordered from left to right, and from bottom to up in case there are multiple robots on the same vertical line (See Fig. 4c). For each t_i , $i = 0, 1, \dots, n-1$, we define a point $p_i = (\Psi(i), -1)$ on $\mathcal{L}_H(r_l)$ in the following way. Let $t_i = (x_i, y_i)$. Let \mathcal{L}_i be the vertical line passing through t_i , i.e., the line $X = x_i$. Let t_i be the k th target point on \mathcal{L}_i from bottom, i.e., the k th item in \mathbb{P} with the first coordinate equal to x_i . Then $\Psi(i) = x_i + \frac{(k-1)}{2(m_i-1)}\epsilon$, where m_i is equal to the total number of target points on \mathcal{L}_i , and ϵ is equal to the smallest horizontal distance between any two target points not on the same vertical line, or equal to 1 if all target points are on the same vertical line (See Fig. 4d). Notice that the numbers $\Psi(0), \Psi(1), \dots, \Psi(n-1)$ are calculated from \mathbb{P} alone. The robots r_2, \dots, r_{n-1} will sequentially move to p_2, \dots, p_{n-1} respectively (See Fig. 4e). When an r_i ($i = 2, \dots, n-1$) has to move, it can see $i-2$ robots with light `off` on $\mathcal{L}_H(r_l)$ and thus, decides to move to p_i . Clearly, r_i can see both r_l and r_u and therefore, can determine the point $p_i = (\Psi(i), -1)$.

Once these moves are completed, we have r_2, \dots, r_{n-1} on $\mathcal{L}_H(r_l)$ at p_2, \dots, p_{n-1} respectively. Now r_2, \dots, r_{n-1} will sequentially move to t_2, \dots, t_{n-1} respectively (See Fig. 4f). To make the robots move in this order, we ask a robot to move when it can see r_l on the same horizontal line and can also see r_u . But now the robot has to decide to which target point it is supposed to go. Since it can see both r_l and r_u , it can compute its coordinates in the agreed coordinate system. If it finds its coordinates to be equal to $(\Psi(i), -1)$, then it decides that it has to move to t_i . But if $i > 2$, it will wait till r_2, \dots, r_{i-1} complete their moves. Hence, it will move only when it sees a robot with light `done` at t_{i-1} . When all these conditions are satisfied, it will change its light to `done` and move to its destination.

Now r_u and r_l have to move to t_1 and t_0 respectively. r_u moves when it finds that there is no other robot with light `off` in $\mathcal{H}_U^O(r_u)$ and there are no robots in $\mathcal{H}_B^O(r_u)$ except r_l . However, in this case, it will change its light to `done` after the move (See line 7 in Algorithm 4). When r_l sees no robots with light `off`, it decides to move to t_0 . However, since there is no longer a robot on $\mathcal{L}_V(r_l)$, it can not ascertain the unit distance of the agreed coordinate system and therefore, can not determine the point t_0 in the plane. Hence, it has to locate the point

t_0 by some other means. Let r be the leftmost (and bottommost in case of tie) robot that r_l can see. Clearly, r is at t_1 . Hence, r_l knows the point in the plane with coordinates $\mathbb{P}[1]$, and also point with coordinates $(-1, -1)$ (its own position). From these two points, it can easily determine the point t_0 , i.e., the point in the plane with coordinates $\mathbb{P}[0]$ in the agreed coordinate system. Therefore, it will change its light to done and move to t_0 .

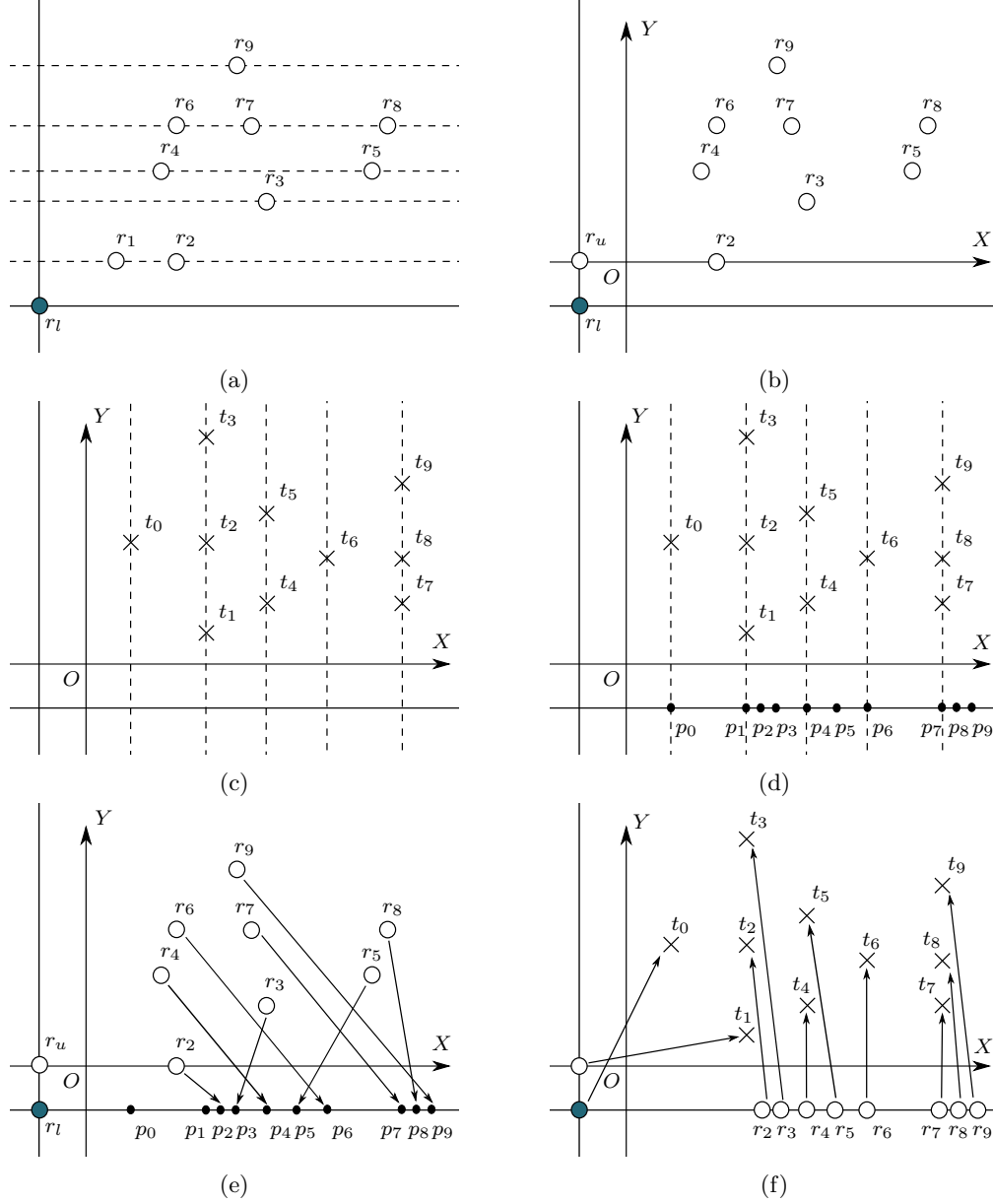


Fig. 4: a) A leader configuration with leader r_l with its light set to leader. b) The configuration with r_l and r_u . A coordinate system is set so that the coordinates of r_l and r_u are $(-1, -1)$ and $(-1, 0)$ respectively. c) The given pattern \mathbb{P} is embedded in the plane with respect to the agreed coordinate system. d) $p_i = (\Psi(i), -1)$ corresponding to each target point t_i . e) Movement of the robots to p_2, \dots, p_{n-1} . f) Movement of the robots to t_0, \dots, t_{n-1} .

Algorithm 4: Pattern Formation from Leader Configuration

Input : The configuration of robots visible to me.

```
1 Procedure PATTERNFORMATIONFROMLEADERCONFIGURATION()
2    $r \leftarrow \text{myself}$ 
3    $r_l \leftarrow \text{the robot with light leader}$ 
4   if  $r.\text{light} = \text{off}$  then
5     if  $r_l \in \mathcal{H}_B^O(r) \cap \mathcal{H}_L^O(r)$  then
6       if there is a robot with light done then
7          $r.\text{light} \leftarrow \text{done}$ 
8       else if there are no robots in  $\mathcal{H}_B^O(r) \cap \mathcal{H}_U^O(r_l) \cap \mathcal{H}_R^O(r_l)$  and  $r$  is the leftmost robot on  $\mathcal{L}_H(r) \cap \mathcal{H}_R^O(r_l)$ 
9         then
10          if there is no robot on  $\mathcal{L}_V(r_l)$  then
11             $p \leftarrow \text{the point of intersection of the lines } \mathcal{L}_H(r) \text{ and } \mathcal{L}_V(r_l)$ 
12            Move to  $p$ 
13          else
14            if there are  $k \geq 0$  robots on  $\mathcal{L}_H(r_l)$  with light off then
15              Move to  $(\Psi(k+2), -1)$ 
16      else if  $r_l \in \mathcal{L}_H(r)$ , there is a robot on  $\mathcal{L}_V(r_l)$ , and there are no robots with light off in  $\mathcal{H}_U^O(r) \cap \mathcal{H}_R^O(r_l)$ 
17        then
18          if  $r.\text{pos} = (\Psi(i), -1)$  and  $\text{PARTIALFORMATION}(i) = \text{True}$  then
19             $r.\text{light} \leftarrow \text{done}$ 
20            Move to  $\mathbb{P}[i]$ 
21          else if  $r_l \in \mathcal{L}_V(r)$  then
22            if there is no other robot with light off in  $\mathcal{H}_U^C(r)$  and there are no robots in  $\mathcal{H}_B^O(r)$  except  $r_l$  then
23              Move to  $\mathbb{P}[1]$ 
24      else if  $r.\text{light} = \text{leader}$  then
25        if there are no robots with light off then
26           $r.\text{light} \leftarrow \text{done}$ 
27          Move to  $\mathbb{P}[0]$ 
28
29 Procedure PARTIALFORMATION( $i$ )
30   if  $i = 2$  then
31     return True
32   else
33     if there is a robot with light done at  $t_{i-1}$  then
34       return True
35     else
36       return False
```

5 Correctness and the Main Results

5.1 Correctness of Algorithm 1

Lemma 1. Suppose that at time t

1. a robot r with light set to *off* finds itself eligible to become leader, and
2. for all $r' \in \mathcal{R} \setminus \{r\}$, r' is stable and $r'.$ light = *off*,

Then $\exists t' > t$ such that $\mathbb{C}(t')$ is a leader configuration with leader r .

Proof. Clearly, r will start executing `BECOMELEADER()`. The robot r will move downwards according to its local coordinate system if it finds any robot in $\mathcal{H}_B^C(r)$ other than itself. Clearly, after finitely many moves, it will find that $\mathcal{H}_B^C(r)$ has no robots other than itself. Notice that no livelock is created as its local coordinate system (and hence, its perception of up and down) is unchanged in each LCM cycle. So, r will change its light to *leader* at some time $t' > t$ and $\mathbb{C}(t')$ will be a leader configuration. \square

Lemma 2. If the initial configuration $\mathbb{C}(0)$ has a unique leftmost robot, then $\exists T > 0$ such that $\mathbb{C}(T)$ is a leader configuration.

Proof. Follows from Lemma 1. \square

Lemma 3. *If the initial configuration $\mathbb{C}(0)$ has k leftmost robots where $1 < k < n$, then $\exists T > 0$ such that $\mathbb{C}(T)$ is a candidate configuration.*

Proof. Let \mathcal{L} denote the vertical line passing through the leftmost robots in $\mathbb{C}(0)$. Let r_1 and r_2 be the terminal robots on \mathcal{L} . Let $\mathcal{R} = \{r_1, r_2\} \cup \mathcal{R}' \cup \mathcal{R}''$, where \mathcal{R}' is the set of non-terminal robots on \mathcal{L} and \mathcal{R}'' is the set of robots not lying on \mathcal{L} . Clearly $\mathcal{R}'' \neq \emptyset$, as $k < n$. Let \mathcal{L}' denote the vertical line passing through the leftmost robots in \mathcal{R}'' . Let d be the horizontal separation between \mathcal{L} and \mathcal{L}' .

Clearly, any robot in $\mathcal{R}' \cup \mathcal{R}''$ taking a snapshot in this configuration, will not decide to move or change its light. Let r_1 and r_2 take their first snapshot at t_1 and t_2 respectively. Assume that $t_1 \leq t_2$. Then r_1 will call the function `LEFTMOSTTERMINAL()` which should return `True`. So, r_1 will change its light to `terminal`, leave \mathcal{L} (start moving at time $t'_1 > t_1$), move d distance leftwards, and change its light to `candidate` (at time $t''_1 > t'_1$) in the next LCM cycle.

Case 1: Let $t_2 \in [t_1, t'_1]$. Clearly all robots in $\mathcal{R}' \cup \mathcal{R}''$ are stable and r_1 is stationary in $[0, t_2]$. Hence, r_2 will find itself to be terminal on \mathcal{L} and $\mathcal{H}_L^O(r_2)$ to be empty. So, r_2 will also change its light to `terminal`, leave \mathcal{L} , move d distance leftwards and change its light to `candidate` (at some time $t''_2 > t_2$).

The robot that changes its light to `candidate` first, will be stable till $T = \max\{t''_1, t''_2\}$. This is because a robot with light `candidate`, decides to execute a non-null action only if it finds another robot with light `candidate` or finds a robot on its left. So, it only remains to show that all robots in $\mathcal{R}' \cup \mathcal{R}''$ are stable in $[t_2, T]$. For a robot $r \in \mathcal{R}'$, `LEFTMOSTTERMINAL()` returns `False` if both r_1 and r_2 are on \mathcal{L} as r is then non-terminal. When both r_1 and r_2 are not on \mathcal{L} , r finds two robots in $\mathcal{H}_L^O(r)$ and hence, `LEFTMOSTTERMINAL()` will return `False`. The only situation where `LEFTMOSTTERMINAL()` may return `True` is when only one of r_1 and r_2 , say r_1 , is in $\mathcal{H}_L^O(r)$ with its light set to `candidate`. But then clearly the condition in line 31 in Algorithm 2 is not satisfied for r , as r_2 is still on \mathcal{L} . So, `LEFTMOSTTERMINAL()` will return `False` for r . Now consider $r \in \mathcal{R}''$. If $\mathcal{R}' \neq \emptyset$, then r must see at least one robot with light set to `off` on its left, and `LEFTMOSTTERMINAL()` will return `False`. So now consider the case with $\mathcal{R}' = \emptyset$ where there is a possibility that the situation shown in Fig. 2b might arise. We shall show that this can not happen. Let \mathcal{L}' be the leftmost vertical line containing a robot in \mathcal{R}'' . Clearly, if r is not on \mathcal{L}' , then it can see at least one robot with light set to `off`. So, let r be on \mathcal{L}' . If it can see both r_1 and r_2 in $\mathcal{H}_L^O(r)$, then `LEFTMOSTTERMINAL()` returns `False`. So, assume that r can see only one of them, say r_1 , in $\mathcal{H}_L^O(r)$. Hence, r_2 must be obstructed by r_1 and $r_2 \in \mathcal{H}_L^O(r_1)$. But as both r_1 and r_2 have decided to move the same distance d ($=$ the horizontal distance between \mathcal{L} and \mathcal{L}'), the destination of r_1 and r_2 lie on the same vertical line. This implies that when r takes the snapshot, either r_1 is moving or is yet to move. Hence, the light of r_1 must be set to either `terminal` or `off` (See Fig. 5). Therefore, `LEFTMOSTTERMINAL()` will return `False` for r . Thus, we have shown that all the robots in $\mathcal{R} \setminus \{r_1, r_2\}$ are stable throughout $[0, T]$. In particular, at T , all robots in $\mathcal{R} \setminus \{r_1, r_2\}$ are stable. Also at T , r_1 and r_2 are the two leftmost robots, both stable and have their lights set to `candidate`. Therefore, $\mathbb{C}(T)$ is a candidate configuration.

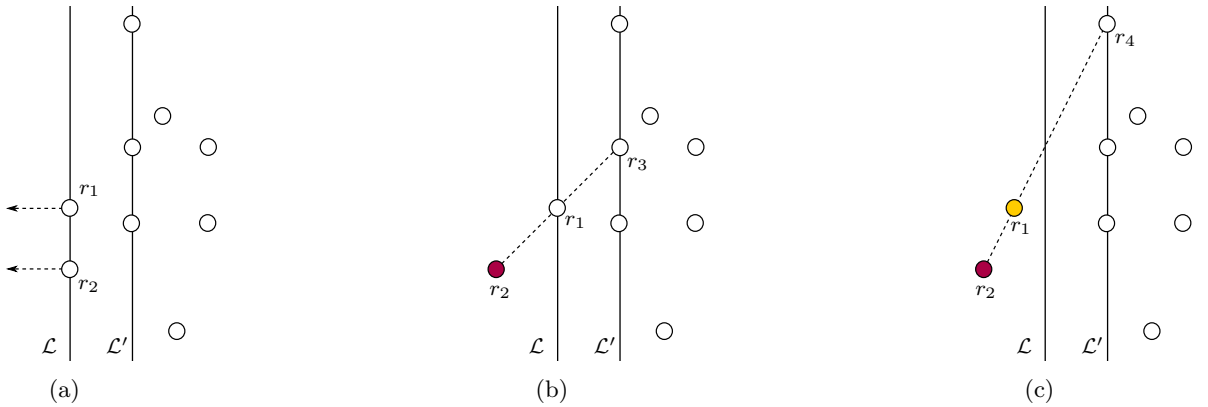


Fig. 5: Illustrations supporting the proof of Lemma 3.

Case 2: Let $t_2 \in (t'_1, t''_1)$. Clearly, all robots in $\mathcal{R}' \cup \mathcal{R}''$ are stable in $[0, t_2]$. So, when r_2 takes the snapshot at t_2 , it finds r_1 in $\mathcal{H}_L^O(r_2)$ with light set to `terminal`. Hence, `LEFTMOSTTERMINAL()` will return `False`. Therefore, all robots in $\mathcal{R} \setminus \{r_1\}$ will be stable in (t'_1, t''_1) . Hence, this case reduces to Case 3.

Case 3: Let $t_2 \geq t''_1$. Similarly as shown in Case 1, all robots in $\mathcal{R}' \cup \mathcal{R}''$ are stable in $[0, t_2]$. Clearly, `LEFTMOSTTERMINAL()` will return `True` for r_2 . So, it will change its light to `terminal`, leave \mathcal{L} (at some time $t'_2 > t_2$), move d distance leftwards and change its light to `candidate` (at some time $T > t'_2$). We only need to show that all robots in $\mathcal{R}' \cup \mathcal{R}''$ are stable in $(t'_2, T]$. Notice that $r_2 \in \mathcal{H}_R^C(r_1)$ at any time in the interval $(t'_2, T]$. Hence, any $r \in \mathcal{R}' \cup \mathcal{R}''$ that takes a snapshot at $t \in (t'_2, T)$ can either see r_2 with light `terminal` in $\mathcal{H}_L^O(r)$ or otherwise a robot (that lies on the line segment joining r and r_2) with light set to `off` in $\mathcal{H}_L^O(r)$. In either case, `LEFTMOSTTERMINAL()` will return `False` for r . Therefore, at time T , we obtain a candidate configuration $\mathbb{C}(T)$. \square

Lemma 4. *If the initial configuration $\mathbb{C}(0)$ has all n robots on the same vertical line, then $\exists T > 0$ such that $\mathbb{C}(T)$ is either a candidate configuration or a leader configuration.*

Proof. Suppose that all the robots in $\mathbb{C}(0)$ are on the vertical line \mathcal{L} . Let r_1 and r_2 be the terminal robots on \mathcal{L} . It is easy to see that eventually both r_1 and r_2 will start moving towards left, and meanwhile all other robots will remain stable. When both r_1 and r_2 have left \mathcal{L} , every $r \in \mathcal{R} \setminus \{r_1, r_2\}$ is in $\mathcal{H}^O(r_1, r_2)$ (See Fig. 6). Hence, each $r \in \mathcal{R} \setminus \{r_1, r_2\}$ can see both r_1 and r_2 on its left. So, all robots in $\mathcal{R} \setminus \{r_1, r_2\}$ will remain stable.

After reaching their destinations, r_1 and r_2 will change their lights to `candidate`. The robot that changes its light first, will remain stable until the other one changes its light to `candidate`. So, there is a time t when $r_1.\text{light} = r_2.\text{light} = \text{candidate}$, and all robots are stable.

If $1_{r_1} = 1_{r_2}$, then at time $T = t$, we have a candidate configuration. Now assume that $1_{r_1} \neq 1_{r_2}$, $1_{r_1} > 1_{r_2}$. So when r_1 observes r_2 with light `candidate` in $\mathcal{H}_R^O(r_1)$, it will change its light to `off`. When r_2 finds r_1 with light `off` in $\mathcal{H}_L^O(r_2)$, it will also change its light to `off`. Hence, at some time $t' > t$, r_1 will find that it is eligible to become leader. Then by Lemma 1, we have a leader configuration at some time $T > t'$. \square




Fig. 6: Illustrations supporting the proof of Lemma 4.

Theorem 2. *Given any initial configuration $\mathbb{C}(0)$, $\exists T > 0$ such that $\mathbb{C}(T)$ is leader configuration or a candidate configuration.*

Proof. Follows from Lemma 2, 3 and 4. \square

Lemma 5. *Let \mathbb{C} be a configuration of robots \mathcal{R} , where*

1. *there are two robots r_1 and r_2 on the vertical line \mathcal{L} ,*
2. *either $r_1.\text{light} = r_2.\text{light} = \text{candidate}$, or $r_1.\text{light} \neq r_2.\text{light}$ with $r_1.\text{light}, r_2.\text{light} \in \{\text{candidate}, \text{symmetry}\}$,*

3. all other robots are on the right of \mathcal{L} (i.e., in $\mathcal{H}_R^O(r_1) = \mathcal{H}_R^O(r_2)$) and have their lights set to *off*.

Then any robot $r \in \mathcal{R} \setminus \{r_1, r_2\}$ taking snapshot of this configuration will not move or change its color.

Proof. Let \mathcal{L}' be the leftmost vertical line containing a robot from $\mathcal{R} \setminus \{r_1, r_2\}$. Then any robot on \mathcal{L}' can see both r_1, r_2 on their left. For any robot in $\mathcal{R} \setminus \{r_1, r_2\}$ and not lying on \mathcal{L}' , it will see at least one robot with light *off* on its left. Hence, any robot in $\mathcal{R} \setminus \{r_1, r_2\}$ taking snapshot of this configuration will not move or change its color. \square

Lemma 6. Let $\mathbb{C}(t)$ be a configuration of robots \mathcal{R} , where

1. there are two robots r_1 and r_2 on the vertical line \mathcal{L} with their lights set to *candidate*,
2. all other robots are on the right of \mathcal{L} (i.e., in $\mathcal{H}_R^O(r_1) = \mathcal{H}_R^O(r_2)$), have their lights set to *off* and *stable*.

Suppose that r_2 takes a snapshot at t and moves left by the distance computed by `COMPUTEDESTINATION2()`. During its movement, suppose that r_1 is either stationary or moving away from r_2 along \mathcal{L} . Then the robots in $\mathcal{R} \setminus \{r_1, r_2\}$ will remain stable during the movement of r_2 .

Proof. Let \mathcal{H} be the open half-plane delimited by $\mathcal{L}_H(r_1)$ that does not contain r_2 . Let \mathcal{H}^c be the complement of \mathcal{H} . Let \mathcal{L}' be the leftmost vertical line containing a robot from $\mathcal{R} \setminus \{r_1, r_2\}$. It is sufficient to show that all robots on \mathcal{L}' will be able to see both r_1 and r_2 during the movement of r_2 . It is easy to see that any robot on $\mathcal{L}' \cap \mathcal{H}^c$ will be able to see both r_1 and r_2 during the movement of r_2 . So, assume that $\mathcal{L}' \cap \mathcal{H}$ has at least one robot. Let r_3 be the robot on $\mathcal{L}' \cap \mathcal{H}$ with maximum y -coordinate (in the local coordinate system of r_2 as set in line 10 of Algorithm 3). Consider the line \mathcal{M} joining $r_3(t)$ and $r_1(t)$ (See Fig. 7a). It is easy to see that `COMPUTEDESTINATION2()` ensures that r_2 does not cross the line \mathcal{M} . This implies that all robots on $\mathcal{L}' \cap \mathcal{H}$ will always be able to see both r_1 and r_2 . \square

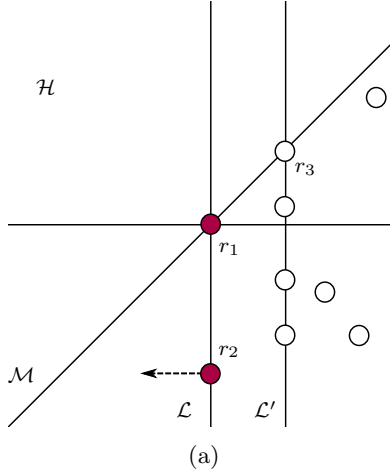


Fig. 7: Illustrations supporting the proof of Lemma 6.

Lemma 7. Let \mathbb{C} be a configuration of n robots \mathcal{R} , where

1. there are two robots r_1 and r_2 on the vertical line \mathcal{L} ,
2. all other robots are on the right of \mathcal{L} (i.e., in $\mathcal{H}_R^O(r_1) = \mathcal{H}_R^O(r_2)$).

If r_1 moves along \mathcal{L} in the direction opposite to r_2 and all other robots remain stationary, then after finite number of steps, r_1 can see all the robots.

Proof. Take all possible pairs of robots from $\mathcal{R} \setminus \{r_1, r_2\}$ and draw the straight lines joining them. Consider the points where these lines intersect \mathcal{L} . Clearly, the robot r_1 will not be able to see all the other robots in the configuration if and only if it is positioned on one of these points. Since there are at most $n-2 C_2$ of these points, after finitely many steps along \mathcal{L} in one direction, r_1 will be able to see all the robots. \square

Theorem 3. *If $\mathbb{C}(T)$ is a candidate configuration, then $\exists T' > T$ such that $\mathbb{C}(T')$ is leader configuration.*

Proof. Let r_1 and r_2 be the two robots with light set to candidate. Let $\mathcal{L}, \mathcal{L}', \mathcal{K}$ and \mathbb{C}' be as defined in Section 4.1.2.

First consider the case where r_1 and r_2 are in the same closed half-plane delimited by \mathcal{K} . As long as they are on \mathcal{L} , all other robots will remain stable by Lemma 5. Let $d_{r_2} > d_{r_1}$. Then r_1 will remain stationary, and r_2 will move left by the distance computed by `COMPUTEDESTINATION2()`. When r_2 leaves \mathcal{L} , we are back to phase 1. By Lemma 6, all robots in $\mathcal{R} \setminus \{r_2\}$ will remain stable during the movement of r_2 . Now in the next snapshot, r_2 will find r_1 in right with light set to candidate and hence, it will change its light to `off`. Then r_1 will also change its light to `off`. So r_2 will find itself eligible to become leader, and hence by Lemma 1, we shall obtain a leader configuration at time $T' > T$.

Now consider the case where r_1 and r_2 are not in the same closed half-plane delimited by \mathcal{K} . First consider the case where $\lambda'(r_1) \neq \lambda'(r_2)$, say $\lambda'(r_1) \prec \lambda'(r_2)$. Both r_1 and r_2 can determine this as they can see all the robots on \mathcal{L}' . Therefore, r_1 will decide to move left. Again by Lemma 6, all robots in $\mathcal{R} \setminus \{r_1\}$ will remain stable during the movement of r_1 . As before, we shall obtain a leader configuration at time $T' > T$. So now consider the cases when $\lambda'(r_1) = \lambda'(r_2)$.

Case 1: \mathbb{C}' is symmetric with respect to \mathcal{K} and there are no robots on it. We claim that $d_{r_1} \neq d_{r_2}$. If $d_{r_1} = d_{r_2}$, then $\mathbb{C}(T)$ is symmetric with respect to \mathcal{K} which contains no robots. Clearly, r_1 and r_2 were two terminal leftmost robots in the initial configuration $\mathbb{C}(0)$. The candidate configuration $\mathbb{C}(T)$ is created when r_1 and r_2 have moved left by equal distances. Hence, it implies that $\mathbb{C}(0)$ was also symmetric with respect to \mathcal{K} having no robots on \mathcal{K} . This contradicts our assumption regarding the initial configuration. So, assume that $d_{r_1} < d_{r_2}$. Then r_1 will remain stable and r_2 will move along \mathcal{L} until the condition in line 25 of Algorithm 3 is satisfied. Then it will find that $\lambda(r_1) = \lambda(r_2)$ and \mathcal{K} contains no robots. Then r_2 will decide to move left and as before, we shall obtain a leader configuration at time $T' > T$.

Case 2: \mathbb{C}' is asymmetric with respect to \mathcal{K} . First assume that $d_{r_1} \neq d_{r_2}$, say $d_{r_1} < d_{r_2}$. Then r_1 will remain stable and r_2 will move along \mathcal{L} until the condition in line 25 of Algorithm 3 is satisfied. If $\lambda(r_1) \succ \lambda(r_2)$, r_2 will decide to move left and as before, we shall obtain a leader configuration at time $T' > T$. If $\lambda(r_1) \prec \lambda(r_2)$, r_2 will move right. Since all robots lie inside $\mathcal{H}_U^C(r_2)$, all robots in \mathcal{L}' will be able to see both r_1 and r_2 during the movement of r_2 . Similarly as before, we shall obtain a leader configuration at time $T' > T$ with r_1 as the leader. Now consider the remaining case when $d_{r_1} = d_{r_2}$ at time t . The adversary may activate r_1 and r_2 in such a manner (e.g. synchronously) so that both r_1 and r_2 move along \mathcal{L} and they both decide to leave \mathcal{L} . In that case, suppose r_1 moves right and r_2 moves left. Note that when they decided to move, the condition in line 25 of Algorithm 3 is satisfied for both of them. Hence, all the robots are inside $\mathcal{H}^O(r_1, r_2)$ during the movements of r_1 and r_2 . Therefore all robots on \mathcal{L}' will be able to see r_1 and r_2 during their movements. As before, we shall obtain a leader configuration at time $T' > T$.

Case 3: Let \mathbb{C}' be symmetric with respect to \mathcal{K} and there is at least one robot on it. We shall show that 1) both r_1 and r_2 will set their lights to `symmetry`, and 2) when they do so, they must be equidistant from \mathcal{K} .

Case 3A: First assume that $d_{r_1} \neq d_{r_2}$, say $d_{r_1} < d_{r_2}$. Then r_1 will remain stable and r_2 will move along \mathcal{L} until the condition in line 25 of Algorithm 3 is satisfied. Then r_2 changes its light to `symmetry`. When r_1 sees r_2 with light `symmetry`, r_1 will move $d_{r_2} - d_{r_1}$ distance away from r_2 . In the next LCM cycle, r_1 will change its light to `symmetry`, say at time t . By Lemma 5, all robots in \mathbb{C}' remain stable in $[T, t]$.

Case 3B: Next assume that initially $d_{r_1} = d_{r_2} = D$. Therefore, the adversary can make both r_1 and r_2 move. By Lemma 5, all robots in \mathbb{C}' will remain stable until they both change their lights to `symmetry`. Let \mathcal{H}_1 and \mathcal{H}_2 be the open half-planes delimited by \mathcal{K} such that $r_1 \in \mathcal{H}_1$ and $r_2 \in \mathcal{H}_2$. For $i = 1, 2$, let $p_{i,0}, p_{i,1}, p_{i,2}, \dots$ be the points on $\mathcal{L} \cap \mathcal{H}_i$ at distances $D, 2^1 D, 2^2 D, \dots$ from \mathcal{K} . Clearly, if r_i moves according to Algorithm 3, it stops at these points and take snapshots. Let $k \geq 0$ be the smallest non-negative integer such that when r_1 reaches $p_{1,k}$, it will find that the conditions in line 25 of Algorithm 3 are satisfied. Due to the symmetry of \mathbb{C}' , k is also the smallest non-negative integer such that r_2 will find the conditions in line 25 of Algorithm 3 to be satisfied at $p_{2,k}$. If $k = 0$, there is nothing to prove as r_1 and r_2 will change their colors to `symmetry` at their starting

positions $p_{1,0}$ and $p_{2,0}$ respectively. So, let $k > 0$. Notice, that if any one of r_i , say r_1 , takes snapshot at $p_{1,j}$, $j < k$ and finds r_2 at a distance greater than $2^j D$ from \mathcal{K} , then the situation reduces to case 3A. Otherwise, r_1 and r_2 will reach $p_{1,k}$ and $p_{2,k}$ respectively and change their colors to `symmetry`.

Therefore, we have shown that at some time $t > T$, r_1 and r_2 are equidistant from \mathcal{K} and have their lights set to `symmetry`. Suppose r_3 is the leftmost robot on \mathcal{K} . When r_3 sees the two robots with light `symmetry` in $\mathcal{H}_L^O(r_3)$, it will move to the left of \mathcal{L} . When r_1 and r_2 find r_3 on their left, they will change their lights to `off`. Hence, eventually r_3 will find itself eligible to become leader, and then by Lemma 1, we shall obtain a leader configuration at time $T' > t > T$. \square

A stable configuration of n robots is called an *agreement configuration* if there are two robots r_l and r_u such that

1. $r_l.\text{light} = \text{leader}$ and $r.\text{light} = \text{off}$ for all $r \in \mathcal{R} \setminus \{r_l\}$
2. $r \in \mathcal{H}_U^O(r_l)$ for all $r \in \mathcal{R} \setminus \{r_l\}$
3. there is exactly one robot $r_u \in \mathcal{R} \setminus \{r_l\}$ that is on the same vertical line with r_l
4. $r \in \mathcal{H}_U^C(r_u)$ for all $r \in \mathcal{R} \setminus \{r_l, r_u\}$.

In the proofs of the following three lemmas, r_1, r_2, \dots, r_{n-1} and t_0, t_1, \dots, t_{n-1} will denote the non-leader robots and the target points, as described in Section 4.2 (See Fig. 4a and 4c).

Lemma 8. *If $\mathbb{C}(T)$ be a leader configuration, then there exist $T' > T$ such that $\mathbb{C}(T')$ is an agreement configuration.*

Proof. Clearly, r_1 will move horizontally to place itself on the line \mathcal{L} (line 8 and 9 of Algorithm 4). We show that during the movement of r_1 , all other robots will be stable. Consider any robot $r \in \mathcal{R} \setminus \{r_l, r_1\}$. If it can see r_l , it decides that it is in stage 2. It will do nothing as clearly the condition in line 8 of Algorithm 4 is not satisfied. If it can not see r_l , it decides that it is in stage 1. It is easy to see by inspecting the algorithm for stage 1, that it will remain stable. Hence, we have an agreement configuration at some $T' > T$. \square

A stable configuration of n robots is called an *L-configuration* if there are two robots r_l and r_u such that

1. $r_l.\text{light} = \text{leader}$ and $r.\text{light} = \text{off}$ for all $r \in \mathcal{R} \setminus \{r_l\}$
2. there is exactly one robot $r_u \in \mathcal{R} \setminus \{r_l\}$ that is on the same vertical line with r_l
3. all robots in $\mathcal{R} \setminus \{r_l, r_u\}$ are on $\mathcal{L}_H(r_l) \cap \mathcal{H}_R^O(r_l)$ at points $(\Psi(2), -1), (\Psi(3), -1), \dots, (\Psi(n-1), -1)$ in the agreed coordinate system.

Lemma 9. *If $\mathbb{C}(T)$ be an agreement configuration, then there exist $T' > T$ such that $\mathbb{C}(T')$ is an L-configuration.*

Proof. Clearly, r_2 will first decide to move to $(\Psi(2), -1)$. The condition in line 8 of Algorithm 4 guarantees that for $i > 2$, r_i will start moving after r_2, r_3, \dots, r_{i-1} have completed their moves. When this condition is satisfied for r_i , it can see both r_l and r_u , and hence can determine the point with coordinates $(\Psi(2), -1), (\Psi(3), -1), \dots, (\Psi(n-1), -1)$. Clearly, r_i will find $i-1$ robots on $\mathcal{L}_H(r_l)$ and will decide to move to $(\Psi(i), -1)$. Again, it is easy to see that all other robots will be stable during its movement. Therefore at some time $T' > T$, an L-configuration is created. \square

Lemma 10. *If $\mathbb{C}(T)$ be an L-configuration, then there exist $T' > T$ when the given pattern is formed and robots have their lights set to `done`.*

Proof. First we show that the robots r_2, r_3, \dots, r_{n-1} will sequentially move to t_2, t_3, \dots, t_{n-1} . When r_2 takes the first snapshot, it finds the condition in line 15 of Algorithm 4 is satisfied. So, it changes its light to `done` and moves to t_2 . For $i > 2$, r_i clearly does not move until r_{i-1} reaches t_{i-1} (See line 30 of Algorithm 4). We show that after r_{i-1} reaches t_{i-1} , the conditions in line 15 and line 16 of Algorithm 4 are satisfied for r_i . This is because of the following.

1. r_i can see r_l on $\mathcal{L}_H(r_i)$ as r_2, \dots, r_{i-1} have already moved.
2. r_i can see r_u as all r_2, \dots, r_{i-1} are in $\mathcal{H}_U^C(r_u)$ (because all entries of \mathbb{P} are from $\mathbb{R}_{\geq 0}^2$).
3. Obviously there are no robots with light `off` in $\mathcal{H}_U^O(r_i) \cap \mathcal{H}_R^O(r_l)$.

4. Since r_i can see both r_l and r_u , it can compute its position in the global coordinate system, and should find it to be $(\Psi(i), -1)$.
5. It is easy to see the line segment joining t_{i-1} and $(\Psi(i), -1)$ does not pass through any of t_2, \dots, t_{i-2} . Hence, r_i can see r_{i-1} at t_{i-1} as it is not obstructed by r_2, \dots, r_{i-2} . Hence, it will find r_{i-1} with light done at t_{i-1} .

So, r_i will change its light to done and move to t_i . Therefore, the robots r_2, r_3, \dots, r_{n-1} will sequentially move to t_2, t_3, \dots, t_{n-1} . Then r_u will find that the condition in line 20 of Algorithm 4 is satisfied and hence, will move to t_1 (without changing its light). In the next LCM-cycle, it will change its color to done (See line 7 in Algorithm 4). When r_l sees no robots with light set to `off`, it changes its light to done and moves to t_0 . It is clear from the discussions at the end of Section 4.2 that r_l is able to determine the point t_0 in the plane. Hence, the given pattern is formed at some time $T' > T$ with all the robots having their lights set to done. The configuration $\mathbb{C}(T')$ is final as robots with color done do not do anything. \square

Theorem 4. *If $\mathbb{C}(T)$ be a leader configuration, then there exist $T' > T$ such that $\mathbb{C}(T')$ is a final configuration similar to the given pattern and has all robots with light set to done.*

Proof. Follows from Lemma 8, 9 and 10. \square

5.2 The Main Results

From the results proved in the last subsection, we can conclude the following result.

Theorem 5. *For a set of opaque and luminous robots with one axis agreement, \mathcal{APF} is deterministically solvable if and only if the initial configuration is not symmetric with respect to a line \mathcal{K} such that 1) \mathcal{K} is parallel to the agreed axis and 2) \mathcal{K} is not passing through any robot. Six colors are sufficient to solve the problem from any solvable initial configuration.*

If the robots agree on the direction and orientation of both axes, then leader election is easy. If there is a unique leftmost robot r , then as before it will become leader (by executing `BECOMELEADER()`). If there are multiple leftmost robots, then the bottommost one will move left. In the next snapshot, it will find itself eligible to become leader and start executing `BECOMELEADER()`. Therefore, leader election is solvable using only 2 colors, namely `off` and `leader`. Then stage 2 will be executed by Algorithm 4. Hence, we have the following result.

Theorem 6. *For a set of opaque and luminous robots with two axis agreement, \mathcal{APF} is deterministically solvable from any initial configuration using three colors.*

6 Concluding Remarks

In this work, we have provided a full characterization of initial configurations from where \mathcal{APF} is deterministically solvable in `ASync` for a system of opaque and luminous robots with one and two axis agreement. The next step would be to study the problem with no agreement or agreement on only handedness. Another interesting question is whether the problem is solvable without light.

Acknowledgements. The first three authors are supported by NBHM, DAE, Govt. of India, UGC, Govt. of India and CSIR, Govt. of India respectively.

References

1. Adhikary, R., Bose, K., Kundu, M.K., Sau, B.: Mutual visibility by asynchronous robots on infinite grid. In: 14th International Symposium on Algorithms and Experiments for Wireless Networks (ALGOSENSORS 2018), 23-24 August 2018, Helsinki, Finland (Forthcoming)
2. Agathangelou, C., Georgiou, C., Mavronicolas, M.: A distributed algorithm for gathering many fat mobile robots in the plane. In: Proceedings of the 2013 ACM symposium on Principles of distributed computing. pp. 250–259. ACM (2013)

3. Bhagat, S., Chaudhuri, S.G., Mukhopadhyaya, K.: Gathering of opaque robots in 3d space. In: Proceedings of the 19th International Conference on Distributed Computing and Networking, ICDCN 2018, Varanasi, India, January 4-7, 2018. pp. 2:1–2:10 (2018), doi: [10.1145/3154273.3154322](https://doi.org/10.1145/3154273.3154322)
4. Bhagat, S., Mukhopadhyaya, K.: Optimum algorithm for mutual visibility among asynchronous robots with lights. In: International Symposium on Stabilization, Safety, and Security of Distributed Systems. pp. 341–355. Springer (2017)
5. Bose, K., Adhikary, R., Kundu, M.K., Sau, B.: Arbitrary pattern formation on infinite grid by asynchronous oblivious robots. In: 13th International Conference and Workshops on Algorithms and Computation, WALCOM 2019, Guwahati, India, February 27-March 2, 2019, Proceedings. pp. 354–366 (2018), doi: [10.1007/978-3-030-10564-8_28](https://doi.org/10.1007/978-3-030-10564-8_28)
6. Bramas, Q., Tixeuil, S.: Arbitrary pattern formation with four robots. In: Stabilization, Safety, and Security of Distributed Systems - 20th International Symposium, SSS 2018, Tokyo, Japan, November 4-7, 2018, Proceedings. pp. 333–348 (2018), doi: [10.1007/978-3-030-03232-6_22](https://doi.org/10.1007/978-3-030-03232-6_22)
7. Cicerone, S., Di Stefano, G., Navarra, A.: Asynchronous arbitrary pattern formation: the effects of a rigorous approach. Distributed Computing pp. 1–42 (2018), doi: [10.1007/s00446-018-0325-7](https://doi.org/10.1007/s00446-018-0325-7)
8. Cicerone, S., Di Stefano, G., Navarra, A.: Embedded pattern formation by asynchronous robots without chirality. Distributed Computing pp. 1–25 (2018), doi: [10.1007/s00446-018-0333-7](https://doi.org/10.1007/s00446-018-0333-7)
9. Das, S., Flocchini, P., Santoro, N., Yamashita, M.: Forming sequences of geometric patterns with oblivious mobile robots. Distributed Computing **28**(2), 131–145 (2015), doi: [10.1007/s00446-014-0220-9](https://doi.org/10.1007/s00446-014-0220-9)
10. Di Luna, G.A., Flocchini, P., Chaudhuri, S.G., Poloni, F., Santoro, N., Viglietta, G.: Mutual visibility by luminous robots without collisions. Information and Computation **254**, 392–418 (2017)
11. Dieudonné, Y., Petit, F., Villain, V.: Leader election problem versus pattern formation problem. CoRR **abs/0902.2851** (2009), <http://arxiv.org/abs/0902.2851>
12. Dieudonné, Y., Petit, F., Villain, V.: Leader election problem versus pattern formation problem. In: Distributed Computing, 24th International Symposium, DISC 2010, Cambridge, MA, USA, September 13-15, 2010. Proceedings. pp. 267–281 (2010), doi: [10.1007/978-3-642-15763-9_26](https://doi.org/10.1007/978-3-642-15763-9_26)
13. Feletti, C., Mereghetti, C., Palano, B.: Uniform circle formation for swarms of opaque robots with lights. In: Stabilization, Safety, and Security of Distributed Systems - 20th International Symposium, SSS 2018, Tokyo, Japan, November 4-7, 2018, Proceedings. pp. 317–332 (2018), doi: [10.1007/978-3-030-03232-6_21](https://doi.org/10.1007/978-3-030-03232-6_21)
14. Flocchini, P., Prencipe, G., Santoro, N., Widmayer, P.: Arbitrary pattern formation by asynchronous, anonymous, oblivious robots. Theor. Comput. Sci. **407**(1-3), 412–447 (2008), doi: [10.1016/j.tcs.2008.07.026](https://doi.org/10.1016/j.tcs.2008.07.026)
15. Fujinaga, N., Yamauchi, Y., Ono, H., Kijima, S., Yamashita, M.: Pattern formation by oblivious asynchronous mobile robots. SIAM J. Comput. **44**(3), 740–785 (2015), doi: [10.1137/140958682](https://doi.org/10.1137/140958682)
16. Lukovszki, T., Meyer auf der Heide, F.: Fast collisionless pattern formation by anonymous, position-aware robots. In: Principles of Distributed Systems - 18th International Conference, OPODIS 2014, Cortina d’Ampezzo, Italy, December 16-19, 2014. Proceedings. pp. 248–262 (2014), doi: [10.1007/978-3-319-14472-6_17](https://doi.org/10.1007/978-3-319-14472-6_17)
17. Peleg, D.: Distributed coordination algorithms for mobile robot swarms: New directions and challenges. In: International Workshop on Distributed Computing. pp. 1–12. Springer (2005)
18. Sharma, G., Busch, C., Mukhopadhyay, S.: Mutual visibility with an optimal number of colors. In: International Symposium on Algorithms and Experiments for Sensor Systems, Wireless Networks and Distributed Robotics. pp. 196–210. Springer (2015), doi: [10.1007/978-3-319-28472-9_15](https://doi.org/10.1007/978-3-319-28472-9_15)
19. Sharma, G., Vaidyanathan, R., Trahan, J.L., Busch, C., Rai, S.: Complete visibility for robots with lights in $o(1)$ time. In: International Symposium on Stabilization, Safety, and Security of Distributed Systems. pp. 327–345. Springer (2016)
20. Sharma, G., Vaidyanathan, R., Trahan, J.L., Busch, C., Rai, S.: $O(\log n)$ -time complete visibility for asynchronous robots with lights. In: Parallel and Distributed Processing Symposium (IPDPS), 2017 IEEE International. pp. 513–522. IEEE (2017)
21. Suzuki, I., Yamashita, M.: Distributed anonymous mobile robots. In: SIROCCO’96, The 3rd International Colloquium on Structural Information & Communication Complexity, Siena, Italy, June 6-8, 1996. pp. 313–330 (1996)
22. Suzuki, I., Yamashita, M.: Distributed anonymous mobile robots: Formation of geometric patterns. SIAM J. Comput. **28**(4), 1347–1363 (1999), doi: [10.1137/S009753979628292X](https://doi.org/10.1137/S009753979628292X)
23. Vaidyanathan, R., Sharma, G., Trahan, J.L.: On fast pattern formation by autonomous robots. In: Stabilization, Safety, and Security of Distributed Systems - 20th International Symposium, SSS 2018, Tokyo, Japan, November 4-7, 2018, Proceedings. pp. 203–220 (2018), doi: [10.1007/978-3-030-03232-6_14](https://doi.org/10.1007/978-3-030-03232-6_14)
24. Yamauchi, Y., Yamashita, M.: Pattern formation by mobile robots with limited visibility. In: Structural Information and Communication Complexity - 20th International Colloquium, SIROCCO 2013, Ischia, Italy, July 1-3, 2013, Revised Selected Papers. pp. 201–212 (2013), doi: [10.1007/978-3-319-03578-9_17](https://doi.org/10.1007/978-3-319-03578-9_17)
25. Yamauchi, Y., Yamashita, M.: Randomized pattern formation algorithm for asynchronous oblivious mobile robots. In: Distributed Computing - 28th International Symposium, DISC 2014, Austin, TX, USA, October 12-15, 2014. Proceedings. pp. 137–151 (2014), doi: [10.1007/978-3-662-45174-8_10](https://doi.org/10.1007/978-3-662-45174-8_10)