

Comparison of three approaches to light scattering by dilute cold atomic ensembles

Igor M. Sokolov^{1,2}

¹*Department of Theoretical Physics, Peter the Great St.-Petersburg Polytechnic University, 195251, St.-Petersburg, Russia*

²*Institute for Analytical Instrumentation, Russian Academy of Sciences, 198103, St.-Petersburg, Russia*

William Guerin

Université Côte d'Azur, CNRS, Institut de Physique de Nice, France

(Dated: September 10, 2022)

Collective effects in atom-light interaction is of great importance for cold-atom-based quantum devices or fundamental studies on light transport in complex media. Here we discuss and compare three different approaches to light scattering by dilute cold atomic ensembles. The first approach is a coupled-dipole model, valid at low intensity, which includes cooperative effects, like superradiance, and other coherent properties. The second one is a random-walk model, which includes classical multiple scattering and neglects coherence effects. The third approach is a crude approximation only based on the attenuation of the excitation beam inside the medium, the so-called “shadow effect”. We show that in the case of a low-density sample, the random walk approach is an excellent approximation for steady-state light scattering, and that the shadow effect surprisingly gives rather accurate results up to optical depths on the order of 15.

I. INTRODUCTION

Laser-cooled atomic samples are nowadays one of the main tools of fundamental research in atomic physics [1–3]. They can serve, for instance, as toy models to develop or tests ideas and concepts for quantum information or to study condensed-matter phenomena in new regimes. In the recent years they have also become used in practical applications such as clocks, gravity sensors, etc.

For many of these applications, having more atoms in the sample allows increasing the signal-to-noise ratio. However large densities or large optical depths come along with potential new systematic effects. In particular, it has been recognized as early as 2004 that collective shifts due to the dipole-dipole interaction between atoms might become a limitation for atomic clocks [4]. More generally, many applications of cold atoms involve their interaction with optical fields and it is thus of fundamental importance to understand the collective effects in light-atom interactions.

There has been a lot of research on this topic in the recent years, especially in the weak-intensity regime (linear-optics or single-photon regime), see, e.g., the reviews [5, 6]. Among the most important results, one can mention the difficulty of understanding the observed spectrum (shift and line shape) of light transmitted through dense clouds (see [7] and references therein) and the observation of super- and subradiance in the decay dynamics of light in dilute clouds [8–12].

Several experiments have also been performed in a simpler situation, dealing with steady-state scattering from dilute and large clouds [13–16], and those experiments have been interpreted in various ways, depending on which theoretical model was used for comparison.

In this article we would like to discuss and compare three possible approaches to describe this kind of experiments on steady-state “incoherent” scattering, i.e., off-axis scattering (out of the forward, coherent, transmit-

ted beam). The first model is the coupled-dipole (CD) model, which has been heavily used in the context of cooperative scattering [17–23]. In this model the atomic dipoles form collective modes due to the dipole-dipole interaction mediated by light. Its strong advantage is that it is very complete, but this is also a drawback: it does not help much to understand the physics. We will thus compare this model with a “random walk” (RW) model, which considers photons bouncing from atoms to atoms until leaving the sample. In this picture atoms are independent and only provide some scattering probability. We obtain that in the situation of linear optics, low density, steady-state off-axis scattering, this model is excellent. A preliminary comparison between these two models has been presented in [15]. Finally we will also discuss a simple approach based on Beer-Lambert law, that is able to compute the total amount of scattered light (in all directions). Surprisingly, even if the scattered light is observed in one particular direction, this simple approach can provide quite accurate results up to moderate optical thickness on the order of 15, with only a global free multiplicative factor for the intensity scale. This approach has already been used to explain recent experiments on the collective reduction of the radiation pressure force [15, 24] and on off-axis scattering by very elongated clouds [16].

II. DESCRIPTION OF THE MODELS

A. Coupled-dipole equations

The coupled-dipole model has been widely used in the last years in the context of single-photon superradiance and subradiance [8–10, 18, 19, 22, 23, 25, 26]. It considers N two-level atoms at random positions \mathbf{r}_i driven by an incident laser (Rabi frequency $\Omega(\mathbf{r})$, detuning Δ). Restricting the Hilbert space to the subspace spanned

by the ground state of the atoms $|G\rangle = |g \cdots g\rangle$ and the singly-excited states $|i\rangle = |g \cdots e_i \cdots g\rangle$ and tracing over the photon degrees of freedom, one obtains an effective Hamiltonian describing the time evolution of the atomic wave function $|\psi(t)\rangle$,

$$|\psi(t)\rangle = \alpha(t)|G\rangle + \sum_{i=1}^N \beta_i(t)|i\rangle. \quad (1)$$

Considering the low intensity limit, when atoms are mainly in their ground states, i.e. $\alpha \simeq 1$, the problem amounts to determine the amplitudes β_i , which are then given by the linear system of coupled equations

$$\dot{\beta}_i = \left(i\Delta - \frac{\Gamma}{2}\right) \beta_i - \frac{i\Omega_i}{2} + \frac{i\Gamma}{2} \sum_{j \neq i} V_{ij} \beta_j. \quad (2)$$

These equations are the same as those describing N classical dipoles driven by an oscillating electric field [18]. The first term on the right hand side corresponds to the natural evolution of independent dipoles, the second one to the driving by the external laser, the last term corresponds to the dipole-dipole interaction and is responsible for all collective effects. It reads

$$V_{ij}^{(v)} = -\frac{2}{\Gamma} \sum_{\mu, \nu} \mathbf{d}_{e_i g_i}^{\mu} \mathbf{d}_{g_j e_j}^{\nu} \frac{e^{ik_0 r_{ij}}}{\hbar r_{ij}^3} \times \left\{ \delta_{\mu\nu} [1 - ik_0 r_{ij} - (k_0 r_{ij})^2] - \frac{\mathbf{r}_{ij}^{\mu} \mathbf{r}_{ij}^{\nu}}{r_{ij}^2} [3 - 3ik_0 r_{ij} - (k_0 r_{ij})^2] \right\}. \quad (3)$$

Here $\mathbf{d}_{e_i g_i}$ is the dipole moment operator of the transition $g \rightarrow e$ of the atom i , $\mathbf{r}_{ij} = \mathbf{r}_i - \mathbf{r}_j$, $r_{ij} = |\mathbf{r}_i - \mathbf{r}_j|$ and $k_0 = \omega_0/c$ is the wavevector associated to the transition, with c the vacuum speed of light. The superscripts μ or ν denote projections of vectors on one of the axes $\mu, \nu = x, y, z$ of the reference frame.

The use of this expression for the interaction term will be referred to as the “vectorial model”. However, if polarization does not play a role in the measurement and if the cloud is very dilute, one can neglect the near-field terms and obtain a “scalar model”, with

$$V_{ij}^{(s)} = \frac{e^{ik_0 r_{ij}}}{k_0 r_{ij}}. \quad (4)$$

From the computed values of β_i , we can derive the intensity of the light radiated by the cloud as a function of time and of the angle [22].

The advantage of the CD model is that it is very complete, as it includes diffraction/refraction/attenuation effects due to the complex index of refraction, multiple scattering including coherence effects such as coherent backscattering (CBS), and super/sub-radiance. However it is computationally limited to a few thousand atoms, although a technic has been proposed to overcome this

limitation [27]. It can be readily applied to experiments involving a very small number of atoms, like the ones of Ref. [7], otherwise the parameters have to be scaled in an appropriate way [28], which depends on the physics. It is thus important to know if the studied phenomena depend on the atomic density, on the resonant optical thickness, or on something else [5]. Another limitation is that it is rather difficult to extend this approach to multilevel systems, even if there has been recently some progress in that direction [29–31].

As the CD model is very complete, it does not always allow identifying the most relevant physical interpretation of the observations. It is thus useful to make comparisons with other models, in which some physical ingredients are neglected.

B. Random walk model

The RW model provides such a possibility. This model is based on a “photon” picture (although no quantized optical field is required) propagating inside the atomic cloud. Coherent effects such as diffraction or refraction inside the cloud are neglected, as well as super- and sub-radiance. The atoms only provide scattering, characterized with a local mean-free path, depending on the density distribution and the atomic cross-section. This model is appropriate to compute average “incoherent” scattering, where here incoherent means that the phase is randomized by the configuration averaging, which is true in all directions except the forward one (coherent transmission). The scattering can still be elastic and keep the phase information along the path, and one can even recover the coherent back scattering cone [32, 33].

There are two possible methods for simulating this random walk model, with different advantages and drawbacks from a numerical point of view, but they contain the same physics.

The first one is to use stochastic simulations [34] in which the fate of a photon is followed until it escapes the medium. At each scattering a random direction is drawn as well as a step length depending on the atomic density distribution and scattering cross-section. Averaging over many photons is then performed. Such simulations have been used in many previous work, for steady-state scattering [13, 15, 35] and temporal dynamics (radiation trapping) [12, 36–38]. This method allows one to take into account the frequency redistribution induced by the temperature and one does not need to truncate the number of scattering orders.

Another method of implementation is different types of diagram techniques for nonequilibrium systems, as described in Refs. [32, 39] (for more details see also the review [6]). This approach allows us to obtain an explicit expression for the intensity correlation functions of the scattered light in the form of series over the number of incoherent scattering events. Each term of these series is the multiple integral over coordinates and velocities of

the atoms forming the corresponding atomic chain and is expressed in terms of the single-particle atomic density matrix and the retarded Green's function of photons. The latter describes the propagation of light between incoherent scattering events. The explicit form of this function is determined by the processes of coherent forward scattering in an optically dense medium and, for cases of practical interest, can be found analytically. The computation of nested integrals for each scattering order that is taken into account is performed using statistical Monte-Carlo methods.

C. Beer-Lambert law

The two previous models are very versatile as they can be used in various situations, including temporal dynamics [12] and fluctuations [35]. However, as far as steady-state scattering is concerned, it is sometimes useful to make use of the obvious result that the total scattered light equals the amount of light removed from the driving beam. This attenuation can be computed from Beer-Lambert law,

$$\frac{I_T(x, y)}{I_0(x, y)} = \exp \left[-\sigma_{sc} \int \rho(x, y, z) dz \right], \quad (5)$$

where I_0 , I_T are the incident and transmitted intensities, the driving beam propagates along z , $\rho(x, y, z)$ is the atomic density distribution and σ_{sc} is the scattering cross-section. The argument of the exponential is called the optical depth (in general, one should precise along z and at the x, y transverse position). A usual density distribution is a Gaussian with rms radius R along z , which gives an optical depth $b(x, y) = \sqrt{2\pi}\rho(x, y, 0)\sigma_{sc}R$.

If the initial beam profile also has a simple intensity distribution, one can integrate over the transverse directions to get the total transmission, and thus the total attenuation, which is also the total scattered light. For instance, supposing the incoming beam to be a plane wave and the atomic cloud to be a Gaussian sphere (rms size R in all directions, peak density ρ_0 , peak optical depth $b = \sqrt{2\pi}\rho_0\sigma_{sc}R$), one obtains (see [16, 24]) that the total scattering cross-section of the cloud is

$$\Sigma_{sc} = N\sigma_{sc} \times \frac{\text{Ein}(b)}{b}, \quad (6)$$

where N is the atom number and Ein is the integer function [40]

$$\begin{aligned} \text{Ein}(b) &= \int_0^b \frac{1 - e^{-x}}{x} dx \\ &= b \left[1 + \sum_{n=1}^{\infty} \frac{(-b)^n}{(n+1)(n+1)!} \right]. \end{aligned} \quad (7)$$

The factor $\text{Ein}(b)/b$ in Eq. (6) corresponds to the deviation from single-atom physics. In the limit of vanishing optical depth b , the value expected from single atom

physics is recovered, $\Sigma_{sc} = N\sigma_{sc}$. For high optical depth, the cross-section increases only logarithmically, which appears as a collective saturation of the scattered light. This saturation comes from the fact that the atoms in the back of the cloud are less illuminated by the incoming laser (“shadow effect”) due to the attenuation of the incoming beam along the cloud [5, 15, 16, 24].

This result tells nothing about the angular distribution of the scattered light, but it is an excellent approximation for the total scattered light. It only neglects refraction and diffraction effects, which could have an impact for very small clouds [7]. It also neglects the forward coherent lobe [10, 41, 42], which actually is diffracted/refracted light (this light is also responsible for the extinction paradox [43]).

Since the emission diagram of the cloud is not included in this approach, it might seem useless for measurements performed in a given direction. For instance, let's take a slab: as the optical depth increases and reach high values, the diffuse transmission tends to zero while the diffuse reflection goes to one [13]. Nevertheless, in many experiments the range of explored optical thickness is not very large, and the geometry of the cloud not so drastic. For instance, with a Gaussian cloud illuminated by a plane wave, the optical depth goes smoothly to zero on the edges, and those edges usually contribute significantly to the experimental signal. As a consequence, the variation of the emission diagram with the optical depth is not so pronounced, and the scaling provided by Eq. (6) can still be a good approximation, provided a reference point to set the intensity scale.

III. COMPARISONS AND DISCUSSION

In this section we show several comparisons between the three approaches. We will first compare the coupled-dipole and the random walk models in the case of a simple atomic structure. We will see that the agreement is excellent, which justifies the use of the RW model, which can also include more experimental details, such as a more complicated atomic structure. Then we will compare the RW to the Beer-Lambert results.

A. Coupled dipoles and random walk

We start by showing in Fig. 1 the emission diagram (scattered intensity as a function of the angle) computed for different optical depths b with the vectorial CD model and the RW simulations including the polarization (we suppose a $J = 0 \rightarrow J = 1$ atomic transition and take into account the corresponding emission diagram of each scatterer). The two panels show the results for the orthogonal and parallel helicity channels. Here the RW simulations do not include the crossed diagrams, as a consequence the coherent back scattering cone and the coherent forward lobe are not present in the RW results. Apart from

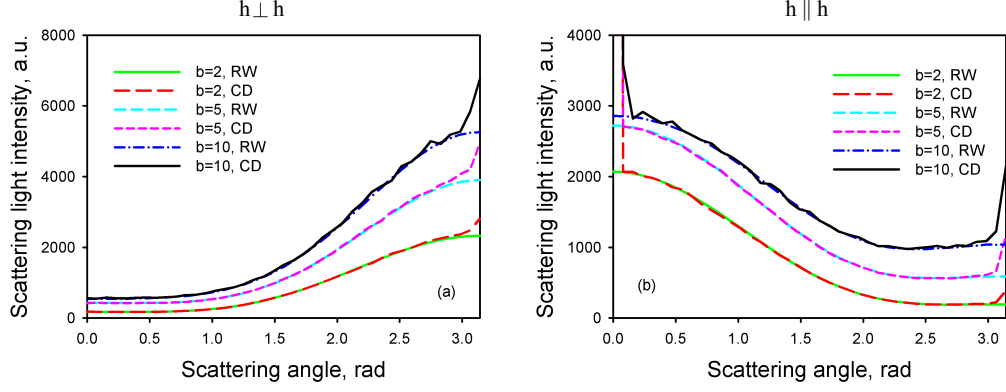


FIG. 1. Emission diagram computed with the coupled dipole (CD) and random walk (RW) models, for the orthogonal (a) and parallel (b) helicity channels, for several optical depths b . The laser is on resonance. The atomic density has a spherical Gaussian distribution of rms size $kR = 50$. The agreement is excellent except in the forward scattering lobe and in the CBS cone.

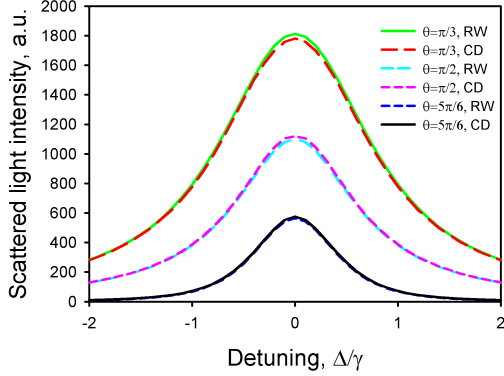


FIG. 2. Spectrum for several scattering angles, computed with the CD and RW models. The resonant optical depth is $b_0 = 5$ and the atomic sample is still Gaussian with $kR = 50$.

those two specific directions, the agreement between the two models is excellent. We have also checked that the agreement is as good in other polarization channels. This is thus a generalization, in the vectorial case, of the comparison already made in [15].

Let us now turn to the spectrum. In Fig. 2 we compare the scattering spectrum for CD and RW simulations, with a given density and a given optical depth (dilute regime), for different scattering angles. Here also the agreement is excellent, the observed difference being compatible with the computational precision.

In Fig. 3 we explore the density dependence, but we keep a low density, i.e. $\rho k^{-3} \ll 1$. Here the size of the atomic sample is fixed ($kR = 10$) so the density is varied by changing the atom number, which also changes the optical depth. Up to $\rho k^{-3} = 0.05$ we do not observe any significant difference between the two models.

From the three previous figures we conclude that at low density and for off-axis scattering, the two models

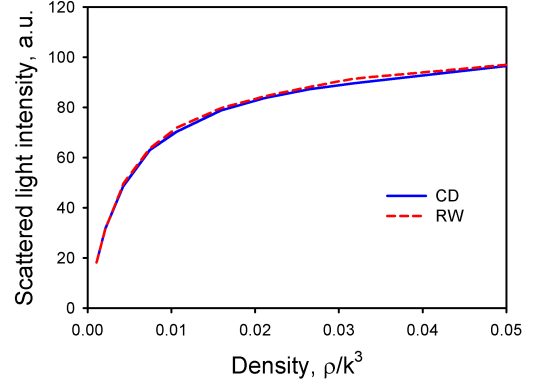


FIG. 3. Scattered intensity as a function of the density (the optical thickness also varies). The scattering angle is $\theta = \pi/3$, the polarization channel is $h \parallel h$, the size of the sample is $kR = 10$, the laser is at resonance. In this range of density (dilute cloud), no significant difference is visible between the CD and the RW models.

give the same results. Note that in the absence of any temperature-induced frequency redistribution, the only relevant parameter in the RW model is the optical depth,

$$b(\Delta) = \frac{b_0}{1 + 4\Delta^2/\gamma^2}, \quad (8)$$

where the resonant optical depth (for a Gaussian sample) is $b_0 = \sqrt{2\pi}\rho_0\sigma_0R = 3N/(kR)^2$, the resonant scattering cross-section is $\sigma_0 = 3\lambda^2/(2\pi) = 6\pi/k^2$, and γ is the linewidth of the transition. As a consequence, in an experiment where several parameters can be varied (size, atom number, detuning), it is generally relevant to plot the experimental data as a function of the optical depth [16].

However we expect some discrepancies to appear at high densities, where refractive index effects and various

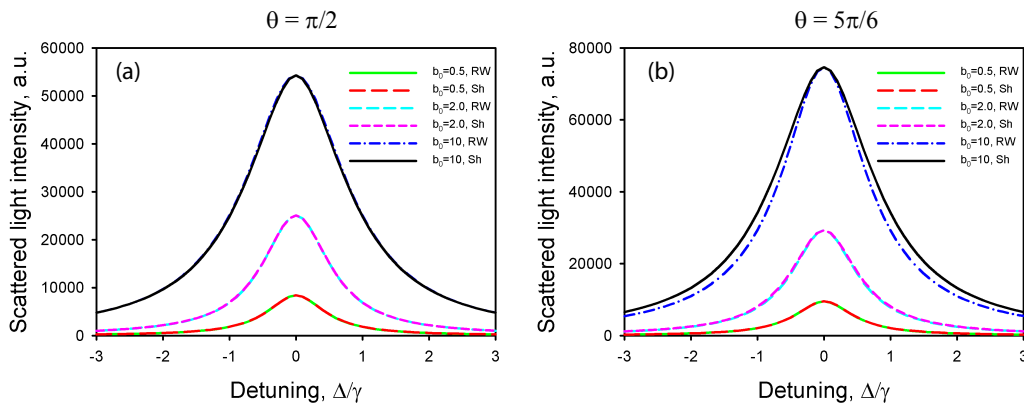


FIG. 4. Scattering spectrum at $\theta = \pi/2$ (a) and $\theta = 5\pi/6$ (b) computed with the RW and the shadow approximation, for several optical depths. The probe beam is circularly polarized and the cloud size is $kR = 200$. What is plotted is the total intensity (summed over the polarizations). The agreement is perfect for $\theta = \pi/2$. The agreement is not as good for $b_0 = 10$ and $\theta = 5\pi/6$ due to the anisotropy of the emission diagram at large optical thickness due to multiple scattering. This effect, which increases the scattered intensity near the backward direction, is included in the RW model and not in the shadow effect.

collective shifts appear [7, 42, 44–47]. The precise study of these effects is beyond the scope of this paper.

B. Random walk and Beer-Lambert

Since the RW model has been validated in the previous section, we now only compare the RW to the “shadow effect” (“Sh” in figures) computed by Beer-Lambert law [Eq. (6)]. We also make use of the possibilities to include a complicated level structure in the RW model: all results in this section were obtained for a $F = 2 \rightarrow F' = 3$ transition with a statistical equipopulated mixture of the Zeeman ground states, typical of ^{87}Rb experiments. Note that the two models yield results that only depend on the optical depth. However Eq. (6) only allows us to compute the total scattered light. The purpose of this section is to see if it can still give useful results for scattered light detected in one particular direction.

For very low optical depths, multiple scattering is negligible and the emission diagram of the whole cloud is the same as the one of a single atom (e.g., isotropic in the scalar model), so the knowledge of the total cross-section is enough to compute the scattering in any direction.

For larger optical depths, the emission diagram is modified due to multiple scattering, with more light scattered in the backward directions and less light able to cross the sample. However, for a Gaussian cloud, the difference appears slowly with the peak optical depth.

A first illustration is provided in Fig. 4, where two spectra are shown, one at $\theta = \pi/2$ (panel a) and one near the backward direction ($\theta = 5\pi/6$, panel b), for optical depths up to 10. The curves computed with the shadow effect have been vertically scaled to match the RW results on resonance. One can see that at $\theta = \pi/2$ the agreement is perfect. In the backward direction, there is only a slight discrepancy at large b . Actually as the

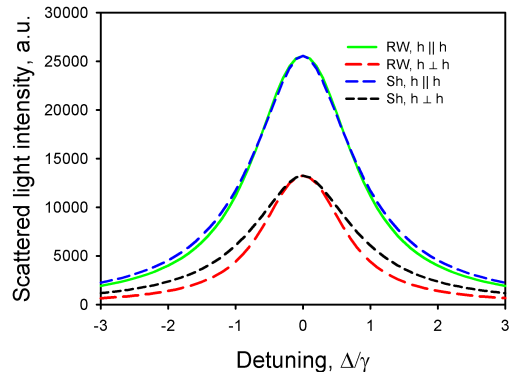


FIG. 5. Scattering spectrum computed for a $F = 2 \rightarrow F' = 3$ transition and for different helicity channels. The scattering angle is $\theta = \pi/3$ and the resonant optical depth is $b_0 = 5$.

detuning is varied over the spectrum, the optical depth varies between its maximum on resonance and almost zero. The remarkable result is that the variation of the emission diagram is not big enough to significantly distort the spectrum line shape. Note that the two models would give identical results in the wings of the spectrum, and would also match experimental data, without any free parameter, if one used a correct normalization, accounting for the solid angle of the detection, the quantum efficiency of the detectors, etc.

The figure 5 illustrates the same result, but we now address the polarization dependence. The scattering angle is $\theta = \pi/3$. With such an intermediate angle, a complex level scheme and the effect of multiple scattering near resonance (which randomizes the polarization), it is hard to have an intuitive prediction of the evolution of the emission diagram when the optical depth increases. The result of the comparison is that, still with a free multi-

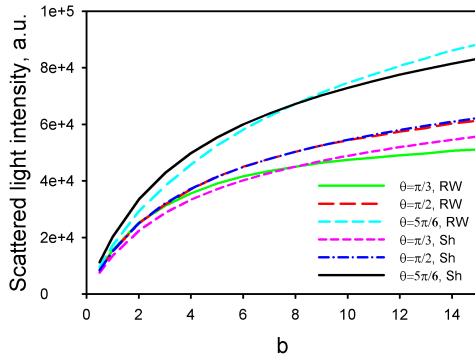


FIG. 6. Scattered light (summed over all polarizations) as a function of the optical depth for different scattering angles, computed with the RW and the shadow effect.

plicative factor, the shadow effect gives very good results in the parallel helicity channel and fair results in the orthogonal one. Given the complexity of the RW model (with polarization and atomic levels), one can consider the Beer-Lambert method to be useful in obtaining quick and easy, but still accurate, results.

Finally, we plot in Fig. 6 the scattered light at 3 different angles as a function of the optical depth b , from $b = 0.5$ to $b = 15$. As previously, a free multiplicative factor is used to scale the data from the shadow effect. At $\theta = \pi/2$, the agreement with the RW model is excellent. At large b , fewer photons are scattered near the forward direction, so the shadow method overestimates the amount of scattering (curves at $\theta = \pi/3$), and the opposite happens near the backward direction (curves at $\theta = 5\pi/6$). Nevertheless, over the whole range of optical depth, the discrepancies are rather small.

IV. CONCLUSION

To summarize, we have extended the work of [15, 16] by performing quantitative comparisons between the coupled-dipole model, a random walk approach that neglects coherent effects, and a very simple approximation, Beer-Lambert law, which allows computing the total scattered light. We considered only the simplest case of low density, large cloud, and off-axis scattering. We have obtained that in this situation, the RW model is in perfect agreement with the coupled-dipole model, and the Beer-Lambert law provides quite accurate results, at least up to resonant optical depths of 15, which is surprisingly good.

For future works, it would be interesting to extend these comparisons, especially between the CD and RW models, at higher density. Obviously the two models should give different results because of finite size/diffraction/refraction effects, but also because the scattering properties may be changed due to near-field coupling between atoms. An adaptation of the RW model, following the works of Refs. [48, 49], might be able to restore the agreement. The CD model could therefore serve as a benchmark for new approaches to multiple scattering of light in dense samples.

ACKNOWLEDGMENTS

The work was supported by the Russian Science Foundation (project 17-12-01085). We thank Mark Havey for useful discussions. WG thanks the cold-atom team of INPHYNI for many useful discussions. The results were obtained with the use of the computational resources of the supercomputer center at the Peter the Great St. Petersburg Polytechnic University.

- [1] L. Fallani and A. Kastberg, “Cold atoms: A field enabled by light,” *Europhys. Lett.* **110**, 53001 (2015).
- [2] W. Ketterle, “Happy birthday BEC,” *Nature Phys.* **11**, 982–983 (2015).
- [3] D. E. Chang, J. S. Douglas, A. Gonz  les-Tudela, C.-L. Hung, and H. J. Kimble, “*Colloquium*: Quantum matter built from nanoscopic lattices of atoms and photons,” *Rev. Mod. Phys.* **90**, 031002 (2018).
- [4] D. E. Chang, J. Ye, and M. D. Lukin, “Controlling dipole-dipole frequency shifts in a lattice-based optical atomic clock,” *Phys. Rev. A* **69**, 023810 (2004).
- [5] W. Guerin, M. T. Rouabah, and R. Kaiser, “Light interacting with atomic ensembles: collective, cooperative and mesoscopic effects,” *J. Mod. Opt.* **64**, 895–907 (2017).
- [6] D. V. Kupriyanov, I. M. Sokolov, and M. D. Havey, “Mesoscopic coherence in light scattering from cold, optically dense and disordered atomic systems,” *Phys. Rep.* **671**, 1–60 (2017).
- [7] S. Jennewein, L. Brossard, Y. R. P. Sortais, A. Browaeys, P. Cheinet, J. Robert, and P. Pillet, “Coherent scattering

- of near-resonant light by a dense, microscopic cloud of cold two-level atoms: Experiment versus theory,” *Phys. Rev. A* **97**, 053816 (2018).
- [8] W. Guerin, M. O. Ara  jo, and R. Kaiser, “Subradiance in a large cloud of cold atoms,” *Phys. Rev. Lett.* **116**, 083601 (2016).
- [9] M. O. Ara  jo, I. Kre  i  , R. Kaiser, and W. Guerin, “Superradiance in a large cloud of cold atoms in the linear-optics regime,” *Phys. Rev. Lett.* **117**, 073002 (2016).
- [10] S. J. Roof, K. J. Kemp, M. D. Havey, and I. M. Sokolov, “Observation of single-photon superradiance and the cooperative Lamb shift in an extended sample of cold atoms,” *Phys. Rev. Lett.* **117**, 073003 (2016).
- [11] P. Solano, P. Barberis-Blostein, F. K. Fatemi, L. A. Orozco, and S. L. Rolston, “Super-radiance reveals infinite-range dipole interactions through a nanofiber,” *Nature Comm.* **8**, 1857 (2017).
- [12] P. Weiss, M. O. Ara  jo, R. Kaiser, and W. Guerin, “Subradiance and radiation trapping in cold atoms,” *New. J. Phys.* **20**, 063024 (2018).

- [13] G. Labeyrie, D. Delande, C. A. Müller, C. Miniatura, and R. Kaiser, “Multiple scattering of light in a resonant medium,” *Opt. Commun.* **243**, 157–164 (2004).
- [14] T. Bienaimé, S. Bux, E. Lucioni, P. W. Courteille, N. Piovella, and R. Kaiser, “Observation of cooperative radiation pressure in presence of disorder,” *Phys. Rev. Lett.* **104**, 183602 (2010).
- [15] J. Chabé, M. T. Rouabah, L. Bellando, T. Bienaimé, N. Piovella, R. Bachelard, and R. Kaiser, “Coherent and incoherent multiple scattering,” *Phys. Rev. A* **89**, 043833 (2014).
- [16] K. J. Kemp, S. J. Roof, M. D. Havey, I. M. Sokolov, D. V. Kupriyanov, and W. Guerin, “Optical-depth scaling of light scattering from a dense and cold atomic ^{87}Rb gas,” *arXiv:1807.10939* (2018).
- [17] J. Javanainen, J. Ruostekoski, B. Vestergaard, and M. R. Francis, “One-dimensional modeling of light propagation in dense and degenerate samples,” *Phys. Rev. A* **59**, 649–666 (1999).
- [18] A. A. Svidzinsky, J. Chang, and M. O. Scully, “Cooperative spontaneous emission of N atoms: Many-body eigenstates, the effect of virtual Lamb shift processes, and analogy with radiation of N classical oscillators,” *Phys. Rev. A* **81**, 053821 (2010).
- [19] P. W. Courteille, S. Bux, E. Lucioni, K. Lauber, T. Bienaimé, R. Kaiser, and N. Piovella, “Modification of radiation pressure due to cooperative scattering of light,” *Eur. Phys. J. D* **58**, 69–73 (2010).
- [20] I. Sokolov, D. Kupriyanov, and M. Havey, “Microscopic theory of scattering of weak electromagnetic radiation by a dense ensemble of ultracold atoms,” *JETP* **112**, 246 (2011).
- [21] D. V. Kuznetsov, V. K. Roerich, and M. G. Gladush, “Local field and radiative relaxation rate in a dielectric medium,” *JETP* **113**, 647–658 (2011).
- [22] T. Bienaimé, M. Petruzzio, D. Bigerni, N. Piovella, and R. Kaiser, “Atom and photon measurement in cooperative scattering by cold atoms,” *J. Mod. Opt.* **58**, 1942–1950 (2011).
- [23] T. Bienaimé, R. Bachelard, P. W. Courteille, N. Piovella, and R. Kaiser, “Cooperativity in light scattering by cold atoms,” *Fortschr. Phys.* **61**, 377–392 (2013).
- [24] R. Bachelard, N. Piovella, W. Guerin, and R. Kaiser, “Collective effects in the radiation pressure force,” *Phys. Rev. A* **94**, 033836 (2016).
- [25] A. S. Kuraptsev and I. M. Sokolov, “Light trapping in an ensemble of pointlike impurity centers in a fabry-perot cavity,” *Phys. Rev. A* **94**, 022511 (2016).
- [26] S. E. Skipetrov, I. M. Sokolov, and M. D. Havey, “Control of light trapping in a large atomic system by a static magnetic field,” *Phys. Rev. A* **94**, 013825 (2016).
- [27] R. T. Sutherland and F. Robicheaux, “Coherent forward broadening in cold atom clouds,” *Phys. Rev. A* **93**, 023407 (2016).
- [28] I. M. Sokolov, A. S. Kuraptsev, D. V. Kupriyanov, M. D. Havey, and S. Balik, “A scaling law for light scattering from dense and cold atomic ensembles,” *J. Mod. Opt.* **60**, 50–56 (2013).
- [29] M. D. Lee, S. D. Jenkins, and J. Ruostekoski, “Stochastic methods for light propagation and recurrent scattering in saturated and nonsaturated atomic ensembles,” *Phys. Rev. A* **93**, 063803 (2016).
- [30] M. Hebenstreit, B. Kraus, L. Ostermann, and H. Ritsch, “Subradiance via entanglement in atoms with several independent decay channels,” *Phys. Rev. Lett.* **118**, 143602 (2017).
- [31] R. T. Sutherland and F. Robicheaux, “Degenerated Zeeman ground states in the single-excitation regime,” *Phys. Rev. A* **96**, 053840 (2017).
- [32] G. Labeyrie, D. Delande, C. A. Müller, C. Miniatura, and R. Kaiser, “Coherent backscattering of light by an inhomogeneous cloud of cold atoms,” *Phys. Rev. A* **67**, 033814 (2003).
- [33] D. V. Kupriyanov, I. M. Sokolov, P. Kulatunga, C. I. Sukenik, and M. D. Havey, “Coherent backscattering of light in atomic systems: Application to weak localization in an ensemble of cold alkali-metal atoms,” *Phys. Rev. A* **67**, 013814 (2003).
- [34] A. Molisch and B. Oehry, *Radiation Trapping in Atomic Vapours* (Oxford University Press, Oxford, 1998).
- [35] A. Eloy, Z. Yao, R. Bachelard, W. Guerin, M. Fouché, and R. Kaiser, “Diffusive wave spectroscopy of cold atoms in ballistic motion,” *Phys. Rev. A* **97**, 013810 (2018).
- [36] G. Labeyrie, E. Vaujour, C. A. Müller, D. Delande, C. Miniatura, D. Wilkowski, and R. Kaiser, “Slow diffusion of light in a cold atomic cloud,” *Phys. Rev. Lett.* **91**, 223904 (2003).
- [37] G. Labeyrie, R. Kaiser, and D. Delande, “Radiation trapping in a cold atomic gas,” *Appl. Phys. B* **81**, 1001–1008 (2005).
- [38] S. Balik, R. G. Olave, D. I. Sukenik, M. D. Havey, V. M. Datsyuk, I. M. Sokolov, and D. V. Kupriyanov, “Alignment dynamics of slow light diffusion in ultracold atomic ^{85}Rb ,” *Phys. Rev. A* **72**, 051402(R) (2005).
- [39] V. M. Datsyuk and I. M. Sokolov, “Coherent backscattering conditions for pulsed radiation trapping,” *JETP* **102**, 724–736 (2006).
- [40] E. W. Weisstein, “Ein function,” From MathWorld—A Wolfram Web Resource. <http://mathworld.wolfram.com/EinFunction.html>.
- [41] M. O. Scully, E. S. Fry, C. H. Raymond Ooi, and K. Wódkiewicz, “Directed spontaneous emission from an extended ensemble of N atoms: Timing is everything,” *Phys. Rev. Lett.* **96**, 010501 (2006).
- [42] S. L. Bromley, B. Zhu, M. Bishof, X. Zhang, T. Bothwell, J. Schachenmayer, T. L. Nicholson, R. Kaiser, S. F. Yelin, M. D. Lukin, A. M. Rey, and J. Ye, “Collective atomic scattering and motional effects in a dense coherent medium,” *Nat. Commun.* **7**, 11039 (2016).
- [43] T. Bienaimé, R. Bachelard, J. Chabé, M. Rouabah, L. Bellando, P. W. Courteille, N. Piovella, and R. Kaiser, “Interplay between radiation pressure force and scattered light intensity in the cooperative scattering by cold atoms,” *J. Mod. Opt.* **61**, 18 (2014).
- [44] R. Friedberg, S. R. Hartmann, and J. T. Manassah, “Frequency shifts in emission and absorption by resonant systems of two-level atoms,” *Phys. Rep.* **7**, 101–179 (1973).
- [45] M. O. Scully, “Collective Lamb shift in single photon Dicke superradiance,” *Phys. Rev. Lett.* **102**, 143601 (2009).
- [46] J. T. Manassah, “Cooperative radiation from atoms in different geometries: decay rate and frequency shift,” *Adv. Opt. Photon.* **4**, 108–156 (2012).
- [47] S. Roof, K. Kemp, M. D. Havey, I. M. Sokolov, and D. V. Kupriyanov, “Microscopic lensing by a dense, cold atomic sample,” *Opt. Lett.* **40**, 1137 (2015).

- [48] R. Rezvani Naraghi, S. Sukhov, J. J. Sáenz, and A. Dogariu, “Near-field effects in mesoscopic light transport,” *Phys. Rev. Lett.* **115**, 203903 (2015).
- [49] R. Rezvani Naraghi and A. Dogariu, “Phase transition in diffusion of light,” *Phys. Rev. Lett.* **117**, 263901 (2016).