

# Quantum Measurement as Marginalization and Nested Quantum Systems

Hans-Andrea Loeliger and Pascal O. Vontobel

**Abstract**—Measurements in quantum mechanics can be derived from unitary interactions and marginalizations. In this setting, the “collapse of the wavefunction” becomes a mathematical fact that depends on a condition. The consequences of severe violations of this condition are illustrated by the Frauchiger–Renner paradox.

Deriving measurement from marginalized unitary interactions further implies that classical variables exist only within some scope or frame of reference: classical variables that are created by marginalization do not exist in the unmarginalized system, and different marginalizations may yield incompatible classical variables. Again, these observations are illustrated by the Frauchiger–Renner paradox.

Throughout, the paper heavily uses factor graphs to represent quantum systems with multiple measurements at different points in time.

## I. INTRODUCTION

Elementary quantum mechanics (QM) can be roughly summarized to comprise two ingredients as follows.

- 1) Unitary evolution (UE): between any two points in time, an undisturbed quantum system evolves according to a unitary transformation. This process creates and preserves superpositions and entanglement.
- 2) Measurements (M): a standard projection measurement changes the state of the system into an eigenstate of the measurement operator, with a probability given by Born’s rule. This process eliminates superpositions and entanglement.

The discrepancy between M and UE has been a subject of debate since the early days of QM [1]. Much progress has been made in recent years in understanding M as a consequence of interactions with an environment [2]–[7], but this program is far from complete, especially when multiple measurements are involved.

In this paper, we review the derivation of M as interaction with an environment from the perspective of [8]. In that earlier paper, we showed how the basic concepts and terms of quantum mechanics relate to factorizations and marginals of a complex function  $q$ , which may be viewed as a generalization of a joint probability mass function. In particular, the joint probability mass function of all measured quantities are marginals of  $q$ .

H.-A. Loeliger is with the Department of Information Technology and Electrical Engineering, ETH Zurich, Switzerland. Email: loeliger@isi.ee.ethz.ch.

P. O. Vontobel is with the Department of Information Engineering and the Institute of Theoretical Computer Science and Communications, The Chinese University of Hong Kong. Email: pascal.vontobel@iecc.org.

Date of current version: February 9, 2019.

In fact, marginalizations of  $q$  have long been implicitly used both in tensor networks [9], [10] and in some uses of Feynman path integrals [11]. Marginalization thus deserves to be acknowledged as an independent concept in QM on a par with UE. In particular, marginalization is not, in general, unitary, and it allows a transparent treatment of measurement, which is the starting point of this paper.

However, explaining measurements as marginalized interactions has two nontrivial consequences, which have perhaps not been sufficiently emphasized in the literature and which are the main points of this paper.

The first consequence is that the “collapse of the wave function” implied by M depends on a condition. This condition (henceforth called “Separation Condition”) means that the measuring system(s) or particles will not again *within the period of interest* interact with the system of interest. If the Separation Condition holds, then the “collapse of the wavefunction” is a mathematical fact that holds *locally*, within the period of interest, but not, in general, beyond this period.

If the Separation Condition is violated, then measurements are not, in general, correctly described by M. This point is vividly illustrated by the ingenious Frauchiger–Renner paradox [13], in which elementary UE and M are shown to yield a plain contradiction.

The second consequence is that classical variables exist only within some scope or frame of reference. Classical variables that are created by marginalization do not exist in the unmarginalized system, and different marginalizations may yield classical variables that do not coexist. Moreover, the function  $q$  can always be refined (i.e.,  $q$  is a marginal of the refinement) such that any given classical variable in  $q$  is no longer classical in the refinement.

The need to relegate classical variables from absolute existence is (again) illustrated by the Frauchiger–Renner Gedankenexperiment [13]. We will carefully analyze the Frauchiger–Renner model using  $q$  functions (hence “nested quantum systems” in the title of this paper), and we find all calculations in full agreement with those in [13]—except for the actual contradiction, which involves classical variables that do not coexist.

As in [8], we heavily use factor graphs to specify functions  $q$  and to reason about them. A brief summary of this notation is given in Section II; for a more detailed exposition, we refer to [8].

Beyond Section II, this paper is structured as follows. In Section III, we formally state some properties of quantum mass functions  $q$  and related concepts, including marginals and classical variables. In Section IV, we review the foundations

of measurement by marginalized interaction and state the Separation Condition for the validity of M. In Section V, we analyze the Frauchiger–Renner paradox.

As in [8], we will use standard linear algebra notation rather than the bra-ket notation of quantum mechanics. The Hermitian transpose of a complex matrix  $A$  will be denoted by  $A^H = \overline{A^T}$ , where  $A^T$  is the transpose of  $A$  and  $\overline{A}$  is the componentwise complex conjugate. An identity matrix will be denoted by  $I$ . We will often view a matrix  $A$  as a function  $A(x, y)$  of two variables, the row index  $x$  and the column index  $y$ . In this notation,  $A(\cdot, y)$  denotes column  $y$  of  $A$ . The Kronecker delta will be denoted by  $\delta[\cdot]$ .

## II. FACTOR GRAPHS AND QUANTUM MASS FUNCTIONS

As shown in [8], joint probabilities of outcomes  $y_1, \dots, y_n$  of multiple measurement in quantum mechanics (at different points in time) can be written as

$$p(y_1, \dots, y_n) = \sum_{x_1, \dots, x_m} q(y_1, \dots, y_n, x_1, \dots, x_m), \quad (1)$$

where the sum is over all possible values<sup>1</sup> of  $x_1, \dots, x_m$  and where  $q$  is a complex-valued function that allows natural factorizations in terms of unitary evolutions and measurements. Such functions  $q$  may be viewed as generalizations of joint probability mass functions and will in this paper be called *quantum mass functions*.

Such quantum mass functions have some commonalities with quasi-probability distributions that have a long tradition in quantum mechanics going back Wigner–Weyl representations. However, quantum mass functions are complex valued. (See also Appendix B of [8], where  $q$  functions are transformed into Wigner–Weyl representations.) Functions  $q$  as in [8] are implicitly represented in tensor networks, cf. [9], [10] and [8, Appendix A]. However, using such functions to represent *joint* probabilities of multiple measurements at different points of time does not seem to be documented in the literature, except implicitly by using Feynman path integrals as in [11].

### A. Forney Factor Graphs

As in [8], we use Forney factor graphs [12] (also known as normal factor graphs) to represent factorizations of quantum mass functions and related functions. For a detailed exposition to this graphical notation we refer to [8]. In this section, we just give a brief summary of it.

For example, Fig. 1 represents a function

$$q(y_1, y_2, x, x') = g_1(y_1, x)g_2(y_2, x) \overline{g_1(y_1, x')} \overline{g_2(y_2, x')}, \quad (2)$$

<sup>1</sup>In this paper (as in [8]), all variables take values in finite sets. The generalization to more general variables is conceptually straightforward but raises technical issues outside the scope of this paper.

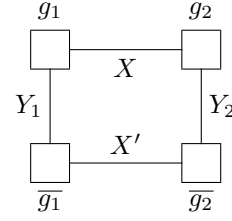


Fig. 1. Factor graph of (2).

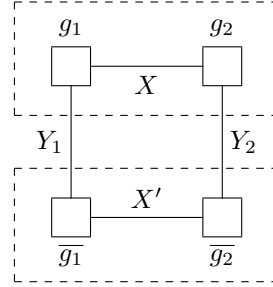


Fig. 2. The dashed boxes represent the two sums in (3).

where  $g_1$  and  $g_2$  are arbitrary complex-valued functions with suitable domains. Note that

$$\begin{aligned} \sum_{x, x'} q(y_1, y_2, x, x') &= \left( \sum_x g_1(y_1, x)g_2(y_2, x) \right) \overline{\left( \sum_{x'} g_1(y_1, x')g_2(y_2, x') \right)} \quad (3) \\ &= \left| \sum_x g_1(y_1, x)g_2(y_2, x) \right|^2 \quad (4) \end{aligned}$$

is real and nonnegative. If (4) is not identically zero, then, with suitable scaling, (4) is a probability mass function and (2) is a quantum mass function.

The factor graph notation is intimately related to the idea of opening and closing boxes. Closing a box means to eliminate its internal variables by summing over them; opening a box means to expand a node into a factor graph of its own. For example, the dashed boxes in Fig. 2 represent the two sums in (3).

The *exterior function* of a box is the sum, over its internal variables, of the product of its internal factors. For example, the exterior function of the upper dashed box in Fig. 2 is the first sum in (3). Closing a box thus means to replace the box by a single node that represents the exterior function of the box.

A matrix may be viewed as a function of two variables: the row index and the column index. Matrix multiplication can then be represented as exemplified in Fig. 3, which shows the product  $AB\zeta$  of matrices  $A$  and  $B$  and a vector  $\zeta$  of suitable dimensions. Closing and opening boxes in factor graphs may thus be viewed as generalizations of matrix multiplication and matrix factorization, respectively.

Fig. 3 also illustrates the pivotal property of factor graphs that opening or closing an inner box inside some outer box does not change the exterior function of the outer box.

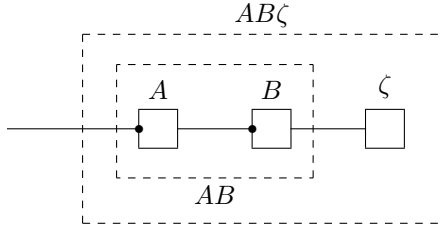


Fig. 3. Factor graph representation of matrix multiplication ( $AB$ ) and vector-times-matrix multiplication. The row index of a matrix is marked by a dot. (Marking the row index of the column vector  $\zeta$  in this way is optional.)

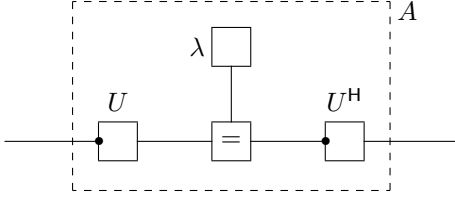


Fig. 4. Factor graph of (5).

Finally, Fig. 4 shows the decomposition of a positive semidefinite matrix  $A$  according to the spectral theorem as

$$A = U\Lambda U^H, \quad (5)$$

where  $U$  is unitary and  $\Lambda$  is diagonal with diagonal vector  $\lambda$ . The node labeled “=” in Fig. 4 represents the equality constraint function

$$f_{=}(x_1, x_2, x_3) = \begin{cases} 1, & \text{if } x_1 = x_2 = x_3 \\ 0, & \text{otherwise.} \end{cases} \quad (6)$$

The equality constraint function with any number ( $\geq 2$ ) of arguments is defined by the obvious generalization of (6). The equality constraint function with two arguments can represent an identity matrix.

### B. Factor Graphs of Quantum Systems

Fig. 5 shows the factor graph of a quantum mass function of an elementary quantum system, consisting of an initial density matrix, a unitary evolution, a projection measurement with result  $Y$ , and a termination. The symbols  $U_0$ ,  $U_1$ , and  $B$  denote unitary matrices in  $\mathbb{C}^{M \times M}$ . All variables in Fig. 5, including the measurement result  $Y$ , take values in  $\{1, \dots, M\}$ .

The initial state is a mixture, with mixing probabilities  $p(x_0)$ . The dashed box on the left-hand side in Fig. 5 is the initial density matrix

$$\rho(x_1, x'_1) = (U_0 \Lambda U_0^H)(x_1, x'_1) \quad (7)$$

with  $\Lambda = \text{diag}(p_{X_0}(1), \dots, p_{X_0}(M))$ , cf. Fig. 4. The measurement operator (the second dashed box in Fig. 5) represents a projection measurement with respect to a basis consisting of the columns of  $B$ . The termination (the equality constraint between  $X_4$  and  $X'_4$ ), summarizes the future beyond the period of interest.

Two illustrative regroupings of Fig. 5 are shown in Figs. 6 and 7. The exterior function of the dashed box right in Fig. 6

is the constant 1; this box can be omitted without changing  $p(y)$ . The exterior function of the dashed box left in Fig. 6 is the probability mass function

$$p(y) = \sum_{x_0=1}^M \left| B(\cdot, y)^H U_1 U_0(\cdot, x_0) p(x_0) \right|^2, \quad (8)$$

where  $B(\cdot, y)$  denotes column  $y$  of the matrix  $B$ .

In Fig. 7, the outer dashed box is the post-measurement density matrix. Note that this post-measurement density matrix has the same structure as the initial density matrix in Fig. 5, with  $p(x_0)$  replaced by  $p(y)$  and  $U_0$  replaced by  $B$ . Note also that the termination (i.e., the identity matrix between  $X_4$  and  $X'_4$ ) is required in order to turn the post-measurement density matrix into a quantum mass function.

Fig. 8 shows a quantum mass function of a general quantum system with two measurements, with results  $Y_1$  and  $Y_2$ . (The generalization to any number of measurements is obvious.) The nodes/boxes  $U_0$ ,  $U_1$ ,  $U_2$ ,  $B_1$ , and  $B_2$  are unitary matrices. The rows of  $U_0$ , the columns of  $U_2$ , and both rows and columns of  $U_1$  are indexed by a pair of variables. The two measurements are projection measurements as in Fig. 5, but involve only a subset of the variables. It is proved in [8] that Fig. 8 yields the correct probability mass function  $p(y_1, y_2)$ .

Note that the upper half and the lower half of Fig. 8 (and of Fig. 5) are mirror images of each other, which makes these factor graphs somewhat redundant. This redundancy is eliminated in the more compact factor graph representation proposed in [14], which has other advantages as well. However, the present paper is much concerned with the interactions of the two mirror halves, which are more obvious in the redundant version. Specifically, each measurement involves an equality constraint between two mirror variables. These equality constraints cause the “collapse of the wavefunction” and are the chief objects of study in this paper.

If  $Y_2$  in Fig. 8 is unknown, the dashed box in Fig. 9 reduces to an identity matrix, cf. [8, Section II.C]. Conversely, the dashed box in Fig. 8 summarizes arbitrary future unitary evolutions and measurements with unknown results, cf. Proposition 2 of [8].

## III. ON QUANTUM MASS FUNCTIONS AND QUANTUM VARIABLES

We now formally state some properties of quantum mass functions and related concepts as exemplified by Figs. 5 and 8. The terms and concepts that we are going to use (PSD kernels, classicality, ...) are standard for density matrices, but we adapt them here to quantum mass functions of many variables involving multiple measurements at different points of time.

### A. Background: PSD Kernels

A *positive semidefinite (PSD) kernel* with *finite*<sup>2</sup> domain  $\mathcal{A} \times \mathcal{A}$  is a function  $q : \mathcal{A} \times \mathcal{A} \rightarrow \mathbb{C}$  such that

$$q(x, x') = \overline{q(x', x)} \quad (9)$$

<sup>2</sup>In this paper, we consider only PSD kernels and quantum mass functions with *finite* domain, cf. footnote 1.

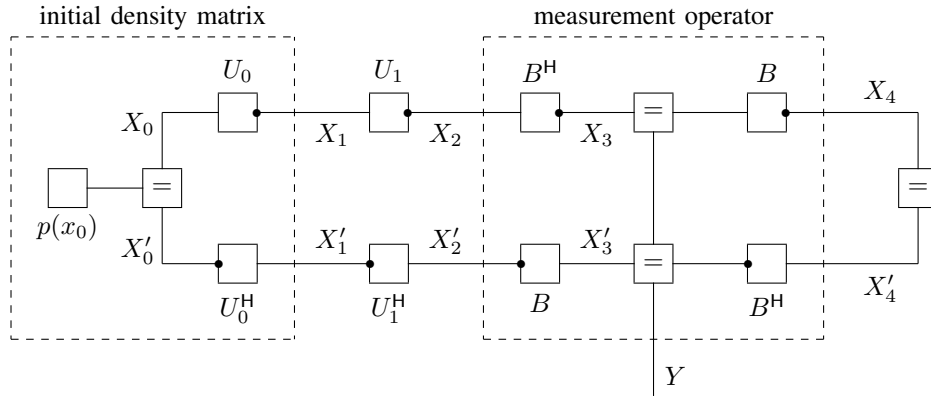


Fig. 5. Factor graph of an elementary quantum system: initial density matrix, unitary evolution, projection measurement with result  $Y$ , and termination.

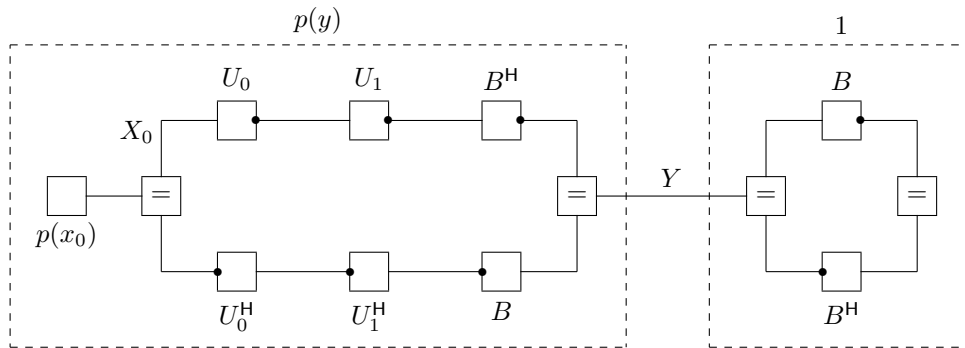


Fig. 6. A regrouping of Fig. 5 (with an immaterial rearrangement of the equality constraints). The dashed box on the right reduces to a neutral factor that can be omitted.

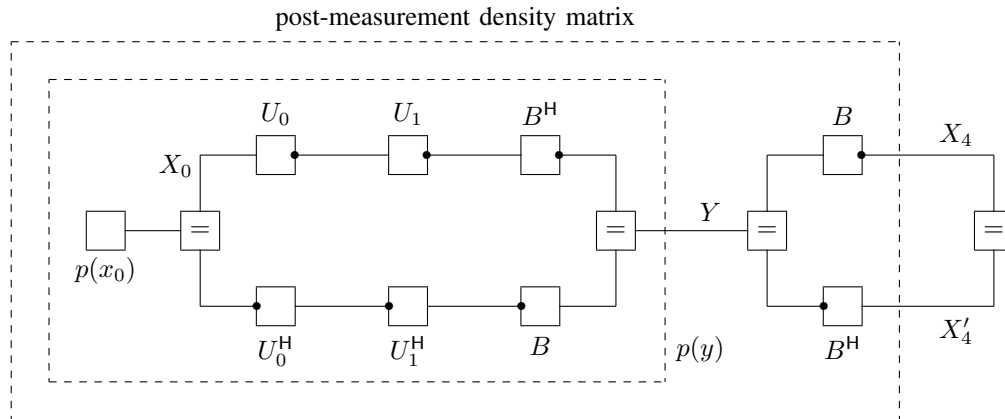


Fig. 7. Another regrouping of Fig. 5 that displays the post-measurement density matrix.

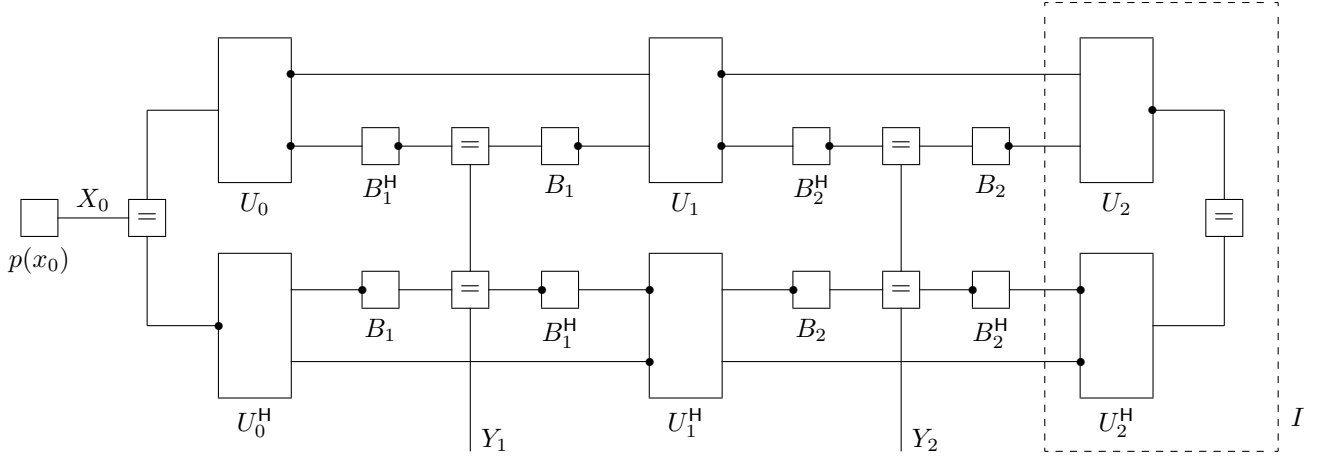


Fig. 8. Factor graph of a quantum system with two partial measurements.

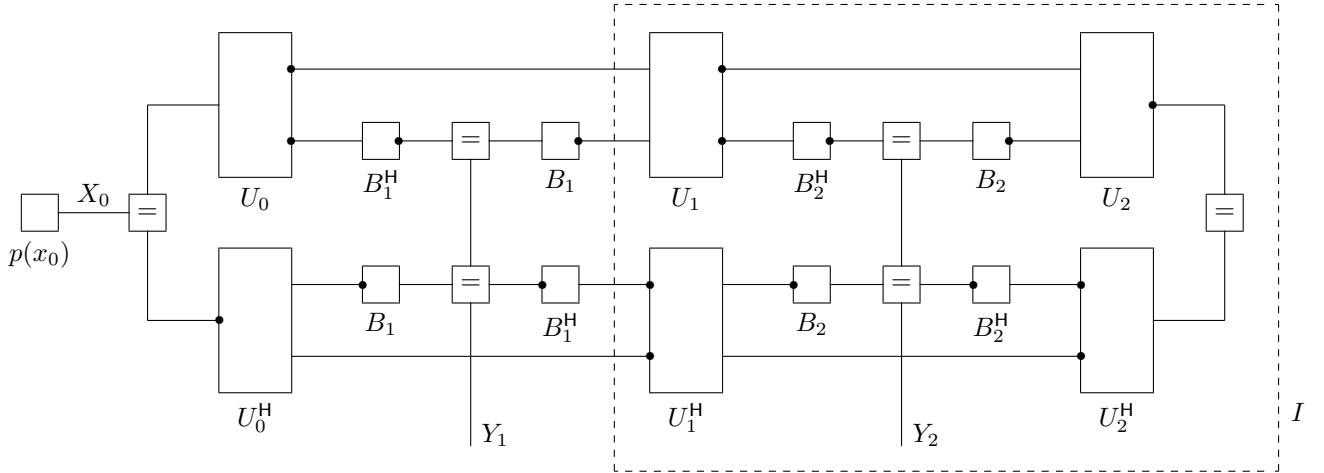


Fig. 9. If the result of  $Y_2$  in Fig. 8 is not known, the dashed box reduces to an identity matrix.

and

$$\sum_{x \in \mathcal{A}} \sum_{x' \in \mathcal{A}} \overline{g(x)} q(x, x') g(x') \geq 0 \quad (10)$$

for every function  $g : \mathcal{A} \rightarrow \mathbb{C}$ . In other words, the square matrix with index set  $\mathcal{A}$  and entries  $q(x, x')$  is Hermitian and positive semidefinite.

Clearly, any function of the form

$$q(x, x') = f(x) \overline{f(x')} \quad (11)$$

is a PSD kernel.

By the spectral theorem, a PSD kernel with finite domain  $\mathcal{A} \times \mathcal{A}$  can be written as

$$q(x, x') = \sum_{\xi \in \mathcal{A}} u(x, \xi) \lambda(\xi) \overline{u(x', \xi)} \quad (12)$$

such that the square matrix with index set  $\mathcal{A}$  and entries  $u(x, \xi)$  is unitary and  $\lambda(\xi)$  is real with  $\lambda(\xi) \geq 0$  for all  $\xi \in \mathcal{A}$ .

If  $q$  and  $\tilde{q}$  are PSD kernels with finite domain  $\mathcal{A} \times \mathcal{A}$ , then both their sum  $q(x, x') + \tilde{q}(x, x')$  and their product  $q(x, x') \tilde{q}(x, x')$  are PSD kernels. (For the sum, the proof is obvious; for the product, (10) amounts to the Schur product theorem, which is easily proved using (12).)

### B. Quantum Mass Functions and Quantum Variables

**Definition 1.** A quantum mass function with finite domain is a complex-valued function  $q(x, x'; y)$  such that, for every  $y$ ,  $q(x, x'; y)$  is a PSD kernel with finite domain and

$$\sum_y \sum_x \sum_{x'} q(x, x'; y) = 1. \quad (13)$$

A simple quantum mass function (SQMF) with finite domain is a complex-valued PSD kernel  $q(x, x')$  with finite domain such that

$$\sum_x \sum_{x'} q(x, x') = 1. \quad (14)$$

□

Note that the sums in (13) and (14) run over the whole domain of  $q$ .

Figs. 5–9 represent quantum mass functions, where the third argument is used for measurement results such as  $Y$  in Fig. 5. In this paper, however, we will henceforth consider only SQMFs, which simplifies the notation. Measurement results will be expressed in terms of the involved quantum variables (such as  $X_3$  and  $X'_3$  in Fig. 5).

The domain of a SQMF is a finite set

$$\Omega = \mathcal{A} \times \mathcal{A}. \quad (15)$$

In this paper, the set  $\mathcal{A}$  is usually a product of finite sets, i.e.,  $\mathcal{A} = \mathcal{A}_1 \times \mathcal{A}_2 \times \cdots \times \mathcal{A}_N$ . With a slight abuse of notation, we then write (15) also as

$$\Omega = \mathcal{A}_1^2 \times \cdots \times \mathcal{A}_N^2. \quad (16)$$

Elements of  $\Omega$  will be called *configurations* and will be denoted both by  $(x, x')$  and by  $((x_1, x'_1), \dots, (x_N, x'_N))$  with  $x = (x_1, \dots, x_N)$  and  $x' = (x'_1, \dots, x'_N)$ . The domain  $\Omega$  will also be called the *configuration space*. A configuration  $(x, x') \in \Omega$  is *valid* if  $q(x, x') \neq 0$ .

A configuration  $(x, x')$  may be viewed as a pair of Feynman paths, where  $x$  is a path in one half of the factor graph and  $x'$  is a path in the other half (the mirror part) of the factor graph.

A *quantum variable* is a function

$$X_k: \Omega \rightarrow \mathcal{A}_k: ((x_1, x'_1), \dots, (x_N, x'_N)) \mapsto x_k \quad (17)$$

or

$$X'_k: \Omega \rightarrow \mathcal{A}_k: ((x_1, x'_1), \dots, (x_N, x'_N)) \mapsto x'_k. \quad (18)$$

The two quantum variables (17) and (18) are called *conjugates* of each other.

### C. Marginals and Refinements

A *marginal* of a SQMF with domain (16) is a function

$$\begin{aligned} \mathcal{A}_{k_1}^2 \times \cdots \times \mathcal{A}_{k_L}^2 &\rightarrow \mathbb{C}: ((x_{k_1}, x'_{k_1}), \dots, (x_{k_L}, x'_{k_L})) \\ &\mapsto \sum_{x_{k_{L+1}}, x'_{k_{L+1}}} \cdots \sum_{x_{k_N}, x'_{k_N}} q((x_1, x'_1), \dots, (x_N, x'_N)), \end{aligned} \quad (19)$$

where  $k_1, \dots, k_L$  (with  $1 \leq L < N$ ) are  $L$  different indices in  $\{1, \dots, N\}$ ,  $k_{L+1}, \dots, k_N$  are the remaining indices, and the sums run over all pairs  $(x_\ell, x'_\ell) \in \mathcal{A}_\ell^2$ ,  $\ell = L+1, \dots, N$ .

**Proposition 1.** A marginal of a SQMF is itself a SQMF.  $\square$

The proof is given below.

A SQMF  $q$  is said to be a *refinement* of another quantum mass function  $\check{q}$  if  $\check{q}$  is a marginal of  $q$ .

Mimicking a standard convention for probability mass functions, the function (19) will be denoted by  $q((x_{k_1}, x'_{k_1}), \dots, (x_{k_L}, x'_{k_L}))$ , if this is possible without confusion. For example,  $q((x_1, x'_1))$  denotes the marginal

$$\begin{aligned} \mathcal{A}_1^2 &\rightarrow \mathbb{C}: \\ (x_1, x'_1) &\mapsto \sum_{x_2, x'_2} \cdots \sum_{x_N, x'_N} q((x_1, x'_1), \dots, (x_N, x'_N)). \end{aligned} \quad (20)$$

**Proof of Proposition 1:** Without loss of essential generality, we consider only the marginal  $q((x_1, x'_1))$  of a given SQMF  $q((x_1, x'_1), (x_2, x'_2))$ . We have to verify that  $q((x_1, x'_1))$  satisfies (9), (10), and (14).

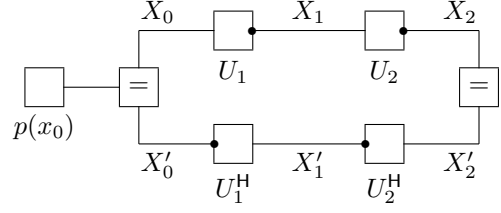


Fig. 10. The example at the end of Section III-D.

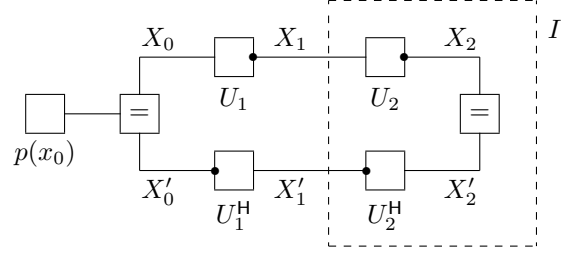


Fig. 11. Closing the dashed box makes  $X_1$  classical.

As for Condition (9), we have

$$q((x_1, x'_1)) = \sum_{x_2, x'_2} q((x_1, x'_1), (x_2, x'_2)) \quad (21)$$

$$= \sum_{x_2, x'_2} \overline{q((x'_1, x_1), (x'_2, x_2))} \quad (22)$$

$$= \sum_{x_2, x'_2} q((x'_1, x_1), (x_2, x'_2)) \quad (23)$$

$$= \overline{q((x'_1, x_1))}. \quad (24)$$

As for Condition (10), we have

$$\sum_{x_1, x'_1} \overline{g(x_1)} q((x_1, x'_1)) g(x'_1) \quad (25)$$

$$= \sum_{x_1, x'_1} \overline{g(x_1)} g(x'_1) \sum_{x_2, x'_2} q((x_1, x'_1), (x_2, x'_2)) \quad (26)$$

$$= \sum_{x_1, x'_1} \sum_{x_2, x'_2} \overline{g(x_1)} q((x_1, x'_1), (x_2, x'_2)) g(x'_1) \quad (27)$$

$$\geq 0. \quad (27)$$

Finally, Condition (14) is obvious:

$$\sum_{x_1, x'_1} q((x_1, x'_1)) = \sum_{x_1, x'_1} \sum_{x_2, x'_2} q((x_1, x'_1), (x_2, x'_2)) \quad (28)$$

$$= 1. \quad (29)$$

■

### D. Classical and Classicable Variables

**Definition 2.** Let  $q$  be a SQMF with domain (16). A quantum variable  $X_k$  or  $X'_k$  as in (17) or (18), respectively, is called *classical with  $q$*  if  $X_k = X'_k$  in every valid configuration of  $q$ .  $\square$

Note that measurements as in Figs. 5 and 8 create classical variables. In Section IV, we will discuss measurement and the creation of classical variables by marginalization.

**Proposition 2.** If  $X_k$  is classical with  $q$ , then it is classical with every marginal of  $q$  in which it appears.  $\square$

(The proof is obvious.) However,  $X_k$  need not be classical with refinements of  $q$ , hence the qualifier “with  $q$ ” in the definition.

**Proposition 3.** Let  $q$  be a SQMF with domain (16). If the quantum variables  $X_1, \dots, X_N$  are all classical with  $q$ , then  $q$  is a probability mass function.  $\square$

**Proof:** Assume that  $X_1, \dots, X_N$  are all classical with  $q$ , i.e.,  $q(x, x') = 0$  for  $x \neq x'$ . We also have  $q(x, x) \in \mathbb{R}$  by (9). It remains to prove that  $q(x, x) \geq 0$  for all  $x$ . Indeed, using (10), we have

$$q(\xi, \xi) = \sum_x \sum_{x'} \overline{\delta[x - \xi]} q(x, x') \delta[x' - \xi] \quad (30)$$

$$\geq 0. \quad (31)$$

Classicality as in Definition 2 is rather fragile: it may disappear with refinements of  $q$ . The following concept is more robust.

**Definition 3.** Let  $q$  be a SQMF with domain (16). A quantum variable  $X_k$  is called *classicable* if the marginal  $q(x_k, x'_k)$  satisfies

$$q(x_k, x'_k) = 0 \quad \text{for } x_k \neq x'_k. \quad (32)$$

More generally, a set of quantum variables  $X_{k_1}, \dots, X_{k_L}$  is called *jointly classicable* if

$$q((x_{k_1}, x'_{k_1}), \dots, (x_{k_L}, x'_{k_L})) = 0 \quad (33)$$

unless  $x_{k_1} = x'_{k_1}, \dots, x_{k_L} = x'_{k_L}$ .  $\square$

The following two propositions are obvious.

**Proposition 4.** For a given SQMF  $q$ , all classical variables are jointly classicable.  $\square$

**Proposition 5.** For a given SQMF  $q$ , if  $X_{k_1}, \dots, X_{k_L}$  are jointly classicable, then these quantum variables are jointly classicable in every refinement of  $q$  and classical with the marginal  $q((x_{k_1}, x'_{k_1}), \dots, (x_{k_L}, x'_{k_L}))$ .  $\square$

For example, consider the variables in Fig. 10, where  $U_1$  and  $U_2$  are unitary matrices. In order to avoid trivial special cases, we assume that all entries of these two matrices have magnitude strictly smaller than 1. The variables  $X_0$  and  $X_2$  are obviously jointly classical. The variables  $X_0$  and  $X_1$  are jointly classicable as illustrated in Fig. 11. The variables  $X_1$  and  $X_2$  are jointly classicable if and only if  $p(x_0)$  is uniform. The variables  $X_0, X_1, X_2$  are not jointly classicable.

#### IV. CLASSICALITY AND MEASUREMENT BY MARGINALIZATION

The representation of measurements in Figs. 5 and 8 is in full agreement with the standard axioms of QM, where “measurement” is an undefined primitive. We now address the realization of measurements and the creation of classical variables by means of marginalization, and its consequences for the validity of the representations in Figs. 5 and 8.

Consider the factor graph<sup>3</sup> in Fig. 12 (left), where  $\tilde{U}$  is a unitary matrix. The variables  $\xi$  and  $\tilde{\xi}$  belong to a secondary quantum system (a particle or an environment) that interacts once with the system of interest. The net effect on the system of interest is the exterior function of the dashed box.

It is well known that *any* measurement (including, but not limited to, projection measurements) can be represented as in Fig. 12 (left), cf. [15], [8, Section V.C]. We will here focus on projection measurements and discuss several ways to effect them.

Throughout this section, we consider only the special case of Fig. 12 (left) that is shown in Fig. 13 (left), where  $U_\zeta$  and  $U_{\zeta'}$  are unitary matrices that depend on  $\zeta$  and  $\zeta'$ , respectively. The inner dashed boxes in Fig. 13 (left) realize the unitary matrices  $\tilde{U}$  and  $\tilde{U}^H$  in Fig. 12.

##### A. One-Shot Projection Measurement

A mathematically direct, but somewhat unphysical, realization of a projection measurement is obtained with a unitary matrix  $U_\zeta$  satisfying the following condition: if any two of the three variables  $\zeta, \xi, \tilde{\xi}$  are set to arbitrary values, then

$$U_\zeta(\xi, \tilde{\xi}) = \begin{cases} 1, & \text{for exactly one value of the third variable} \\ 0, & \text{otherwise.} \end{cases} \quad (34)$$

For example,  $U_\zeta(\xi, \tilde{\xi}) = f_{\oplus}(\zeta, \xi, \tilde{\xi})$  with

$$f_{\oplus}(\zeta, \xi, \tilde{\xi}) \triangleq \begin{cases} 1, & \text{if } \zeta + \xi + \tilde{\xi} = 0 \pmod{M} \\ 0, & \text{otherwise,} \end{cases} \quad (35)$$

where all variables are assumed to take values in  $\{0, 1, \dots, M-1\}$ , cf. Fig. 16 and [8, Section VI.A]. For  $M=2$ , the resulting matrix  $\tilde{U}$  is a quantum-controlled NOT gate.

In this case, in any valid configuration, the pair  $\zeta, \xi$  enforces a particular value for  $\tilde{\xi}$ , which in turn enforces  $\zeta' = \zeta$ . Thus Fig. 13 (left) reduces to Fig. 13 (right) with

$$\kappa(\zeta, \zeta') = \delta[\zeta - \zeta'], \quad (36)$$

which is the essence of a projection measurement.

##### B. Classicality from Multiple Interactions

A physically more meaningful, or at least more suggestive, approach to create classical variables uses multiple interactions as in Fig. 13 with *arbitrary* unitary matrices  $U_\zeta$  as follows. For arbitrary unitary  $U_\zeta$ , the exterior function of the dashed box in Fig. 14 is

$$\sum_{\xi} p(\xi) U_{\zeta'}(\cdot, \xi)^H U_{\zeta}(\cdot, \xi). \quad (37)$$

Thus

$$\kappa(\zeta, \zeta') = 1 \quad \text{if } \zeta = \zeta', \quad (38)$$

and assuming  $p(\xi) > 0$  for all  $\xi$ , we have

$$|\kappa(\zeta, \zeta')| < 1 \quad \text{if } U_{\zeta} \neq U_{\zeta'}. \quad (39)$$

<sup>3</sup>Note that the factor graphs in Figs. 12–15 do not show quantum mass functions, but building blocks (boxes) for use in a (larger) factor graph of some quantum mass function.

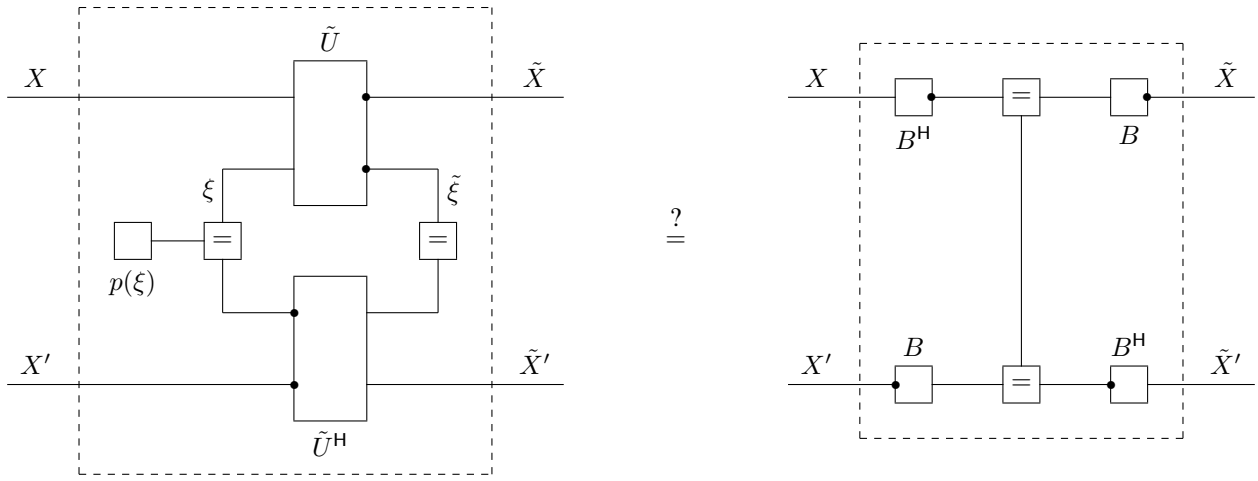


Fig. 12. A marginalized unitary interaction (left) may amount to a projection measurement (right).

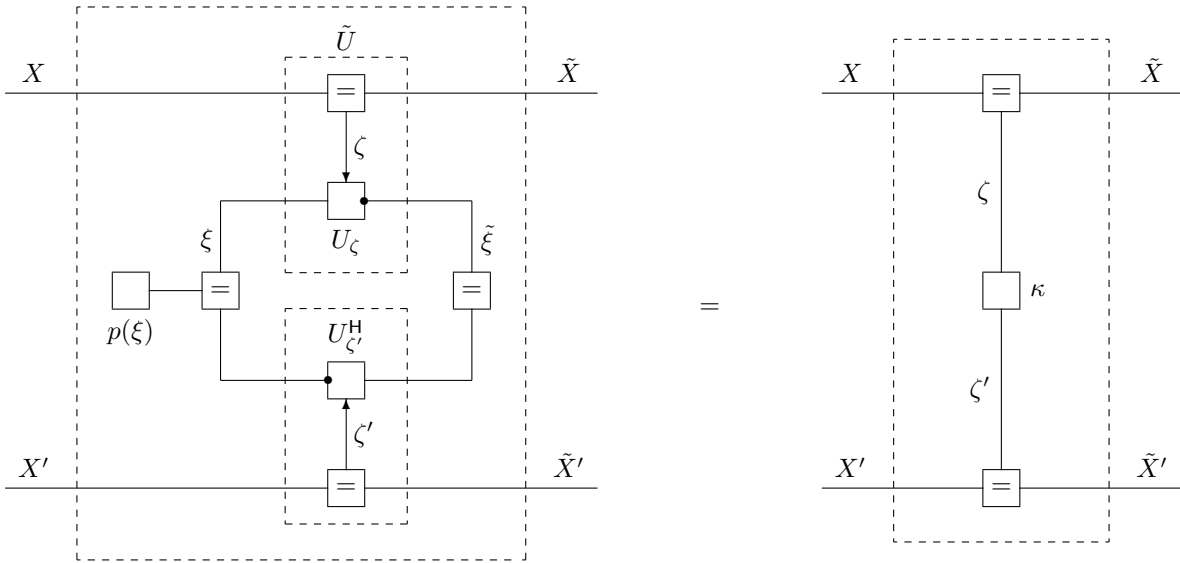


Fig. 13. A class of unitary interactions as in Fig. 12 (left) yielding (38) and (39).

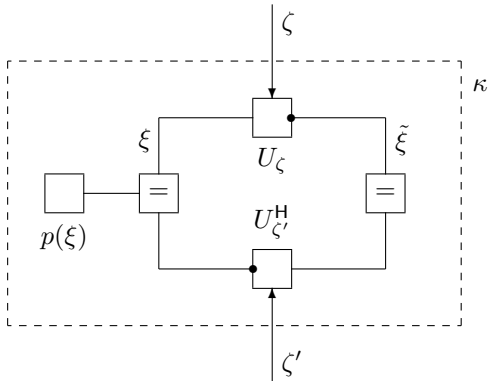


Fig. 14. The function  $\kappa$  in Fig. 13.

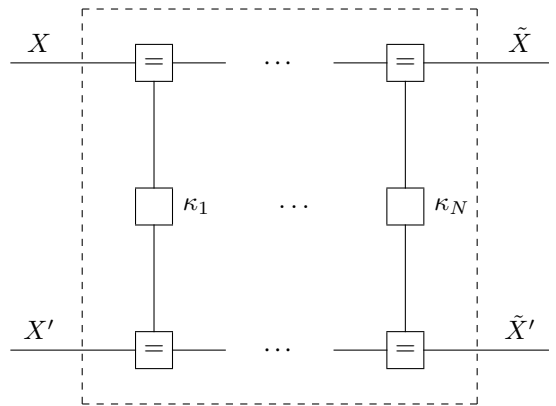


Fig. 15.  $N$  interactions as in Fig. 13, summarized by  $\kappa_1, \dots, \kappa_N$ , have the same effect as a single such interaction with  $\kappa$  as in (40).



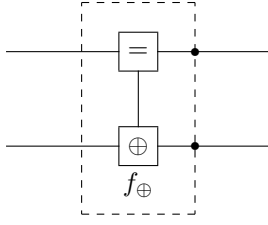


Fig. 16. A unitary matrix  $\tilde{U}$  as in Section IV-A. For  $M = 2$ , this matrix is a quantum-controlled NOT gate.

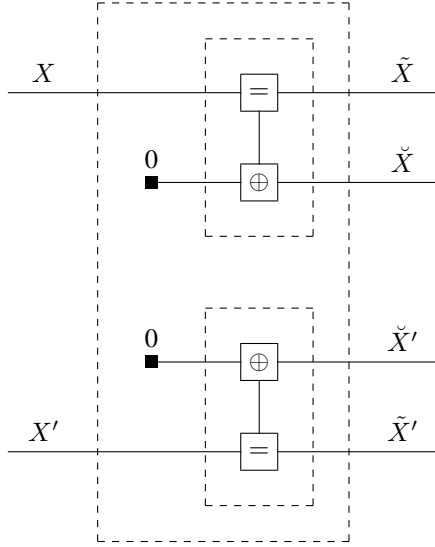


Fig. 17. Creating a fully entangled copy  $\check{X}$  of  $X$  using a controlled-NOT gate (or some generalization thereof). The small filled box indicates a fixed known value (in this case zero).

Clearly,  $N$  such interactions with  $\kappa_1, \dots, \kappa_N$  (as in Fig. 15) have the same effect as a single such interaction with

$$\kappa(\zeta, \zeta') = \prod_{\nu=1}^N \kappa_{\nu}(\zeta, \zeta'), \quad (40)$$

and we generically<sup>4</sup> have

$$\lim_{N \rightarrow \infty} \prod_{\nu=1}^N \kappa_{\nu}(\zeta, \zeta') = \delta[\zeta - \zeta']. \quad (41)$$

In summary, the net effect of  $N$  marginalized unitary interactions as in Fig. 13 (left), in the limit  $N \rightarrow \infty$ , is a projection measurement<sup>5</sup>. Such effects were studied, e.g., in [16].

### C. Copying and Cascaded Measurements

The mechanism of Section IV-B creates classical variables, but it does not, by itself, create “macroscopic” measurement results. For the latter, we need some sort of copy operation

<sup>4</sup>We are here not concerned with the precise conditions for the validity of (41).

<sup>5</sup>Fig. 12 represents the measuring interaction with respect to the pointer basis of the resulting projection measurement, cf. [2], [3].

as exemplified in Fig. 17, where we use again the controlled-NOT gate of Fig. 16. (In fact, the mod- $M$  adder in Fig. 17 can be generalized to any function satisfying (34).)

Clearly, the circuit of Fig. 17 can be used to create any number of (fully entangled) copies, and copies of copies. If some or all of these copies are subject to interactions with an environment as in Section IV-B, then all copies become classical and collectively represent the “macroscopic” result of the measurement.

### D. The Post-Measurement State and the Separation Condition

For the reductions in Figs. 12 and 13 to be correct, the measuring system (with variables  $\xi$  and  $\tilde{\xi}$ ) must not again, directly or indirectly, interact with the system of interest (with variables  $X$  and  $X'$ ):

**Separation Condition** (cf. Fig. 18): *After the measuring interaction, the measuring system does not interact with the system of interest throughout the period of interest.*

The separation need not hold forever, but it must hold *throughout the period of interest*, which ends with the terminating identity matrix in Figs. 18 and 8. After the period of interest, the measuring system may interact arbitrarily with the system of interest. (Recall that the terminating identity matrix summarizes arbitrary unitary evolutions, interactions, and measurements with unknown results.)

The standard post-measurement density matrix (as, e.g., in Fig. 7) is thus not unconditionally valid, but applies only for a period of interest for which the Separation Condition holds.

If the Separation Condition is not satisfied and if arbitrary post-measurement interactions are allowed, then measurements can be undone, as illustrated in Fig. 19. Such undos are a key ingredient of the Frauchiger–Renner paradox, which will be discussed in the next section.

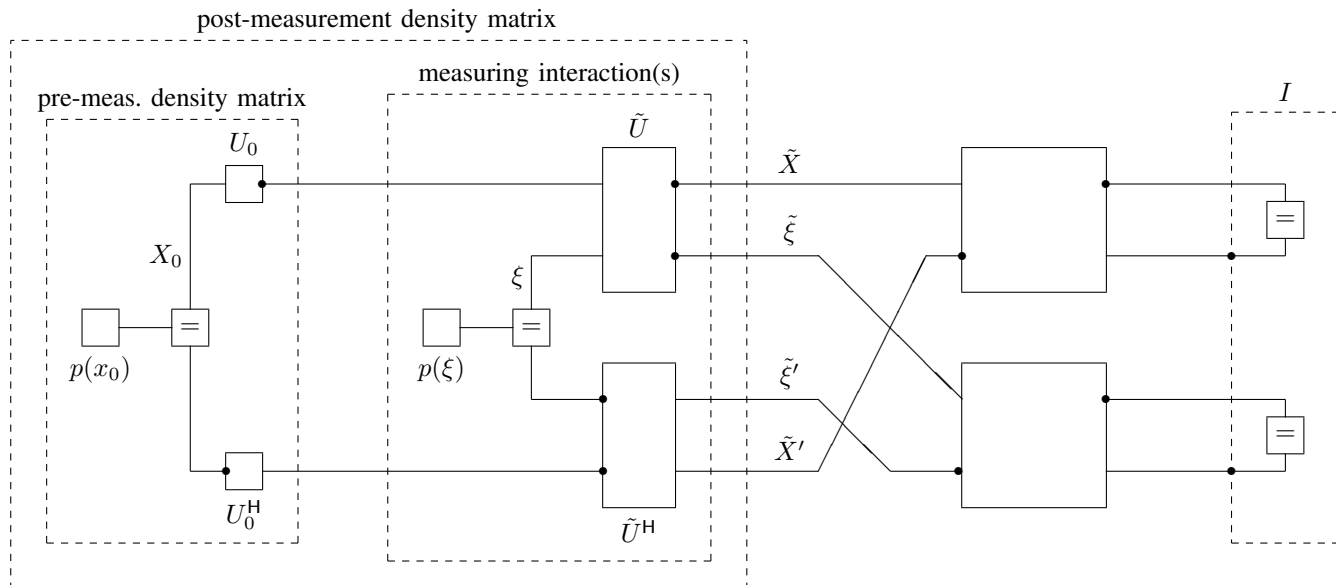


Fig. 18. The Separation Condition: after the measuring interaction(s)  $\tilde{U}$ , the measuring system must not again interact with the system of interest within the period of interest. The period of interest ends with the terminating identity matrix, which summarizes an arbitrary unknown future.

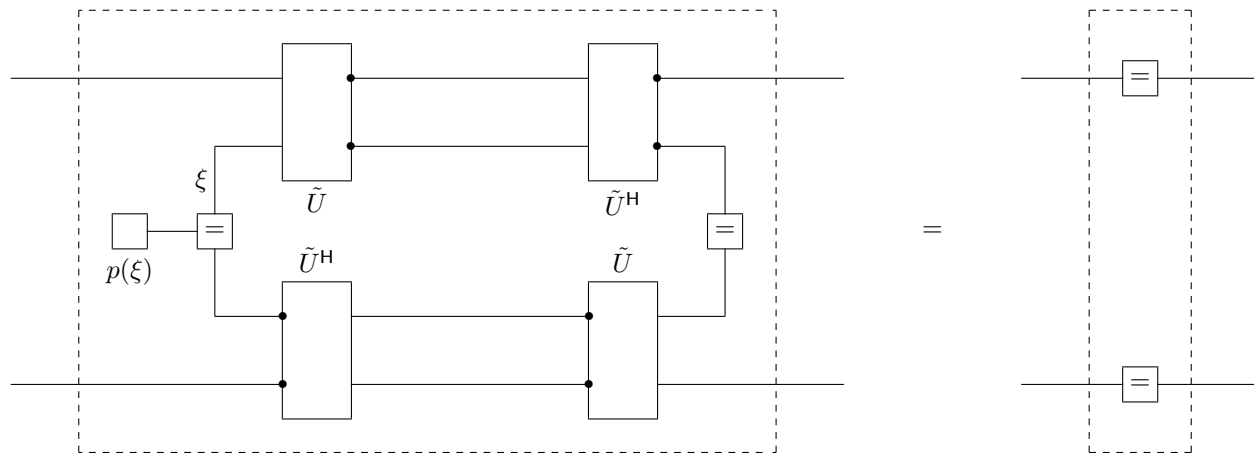


Fig. 19. Undoing a measurement as in Fig. 12.

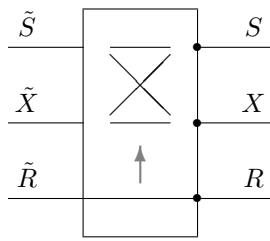


Fig. 20. Quantum-controlled swap function/matrix defined by (43) and (44).

## V. THE FRAUCHIGER–RENNER PARADOX

We now turn to the Frauchiger–Renner paradox [13] and use it to illustrate many points of this paper. The reader need not be familiar with [13]: we give a complete description and analysis of the paradox in terms of factor graphs of quantum mass functions. If the reader is familiar with [13], he will notice that the perspectives of the different agents in [13] are here different marginals of a single quantum mass function. Technically, the results of our analysis agree with those in [13], except for the actual contradiction which involves classical variables that do not coexist (i.e., quantum variables that are not jointly classicable).

### A. System Model and Factor Graphs

Factor graphs of the relevant quantum mass functions are given in Figs. 22–25, which represent the perspectives of Agents F,  $\bar{W}$ , and W from [13], respectively. (The names of these agents as well as “Lab L” and “Lab  $\bar{L}$ ” are from [13]; otherwise, our notation differs from that in [13].) The overall (i.e., the most refined) factor graph that we will use is Fig. 25; Figs. 22, 23, and 24 are marginals of Fig. 25, as will be detailed below.

In these factor graphs, all variables except  $Y_1$ ,  $Y'_1$ ,  $\check{Y}_1$  are  $\{0,1\}$ -valued. The rows and columns of all matrices are indexed beginning with 0. The nodes/boxes labeled “H” represent Hadamard matrices

$$H = \frac{1}{\sqrt{2}} \begin{pmatrix} 1 & 1 \\ 1 & -1 \end{pmatrix}. \quad (42)$$

We also use a quantum-controlled swap gate<sup>6</sup> as in Fig. 20. This function (or matrix) evaluates to 1 if either

$$R = \tilde{R} = 0 \text{ and } X = \tilde{X} \text{ and } S = \tilde{S} \quad (43)$$

or

$$R = \tilde{R} = 1 \text{ and } X = \tilde{X} \text{ and } S = \tilde{X}; \quad (44)$$

otherwise, it evaluates to zero. As a matrix, this function is unitary.

The matrix  $U$  is unitary with first column as in (51) below. (The second column is irrelevant.) The unitary matrix  $B$  will be discussed below. We now walk through these factor graphs one by one.

<sup>6</sup>There is no controlled-swap gate in [13]. We use it to make the analysis more transparent.

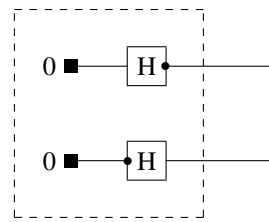


Fig. 21. The dashed box in Fig. 22 for  $\check{R} = 1$  (up to the scale factor  $2/3$ ).

1) *Fig. 22 — Lab  $\bar{L}$  and Agent F*: The dashed box in Fig. 22 represents Lab  $\bar{L}$  of [13], which prepares the  $\{0,1\}$ -valued quantum variable  $S$ . The random bit  $\check{R}$  (with  $P(\check{R} = 1) = 2/3$ ) results from measuring the quantum variable  $R$ . If  $\check{R} = 0$ , then  $S = S' = \check{S} = 0$ ; if  $\check{R} = 1$ , then the dashed box in Fig. 22 reduces to Fig. 21.

Agent F (in Lab L) measures  $S$  with result  $\check{S}$ . Clearly,

$$\check{S} = 1 \implies \check{R} = 1. \quad (45)$$

2) *Fig. 23 — Agent  $\bar{W}$* : Agent  $\bar{W}$  has unlimited quantum-level access to Lab  $\bar{L}$ , but he has no access to  $S$ . In particular, he has access to the quantum variable  $X$  in Fig. 22 and he can undo the measurement of  $R$  (as in Fig. 19, not shown in Fig. 23). He then measures  $X$  and  $R$  jointly as shown in Fig. 23. The unitary matrix  $B \in \mathbb{C}^{4 \times 4}$  is chosen such that, first,  $\psi_{S,Y_1}$  (= the upper dashed box in Fig. 23) satisfies

$$\psi_{S,Y_1}(0,0) = 0, \quad (46)$$

and second, that (49) holds. A possible choice of the first row of such a matrix is given in (53). (The other rows of  $B$  are irrelevant.) The verification of  $B$  having the required properties is given in Section V-C.

From (46) and its mirror equation  $\psi_{S',Y'_1}(0,0) = 0$ , we have

$$\check{Y}_1 = 0 \implies S = S' = 1. \quad (47)$$

3) *Fig. 24 — Agent W*: Agent W has unlimited quantum-level access to Lab L, the lab of Agent F (but no access to Lab  $\bar{L}$ ). In particular, he can undo the measurement of  $S$  (not shown in Fig. 24). He then measures  $S$  as shown in Fig. 24. From Fig. 24, it is easily seen that

$$\check{R} = 1 \implies \check{Y}_2 = 0. \quad (48)$$

4) *Fig. 25 — The Entire Model*: Fig. 25 shows the quantum mass function of the entire model. Note that Figs. 22, 23, and 24 are marginals of Fig. 25. We also note that

$$\Pr(\check{Y}_1 = 0 \text{ and } \check{Y}_2 = 1) > 0, \quad (49)$$

as shown in Section V-C.

### B. The Paradox

Suppose we observe  $\check{Y}_1 = 0$  and  $\check{Y}_2 = 1$  (which is possible by (49), see also (54)). Using (47), (45), and (49), we have

$$\check{Y}_1 = 0 \implies \check{S} = 1 \implies \check{R} = 1 \implies \check{Y}_2 = 0, \quad (50)$$

which contradicts the observation  $\check{Y}_2 = 1$ .

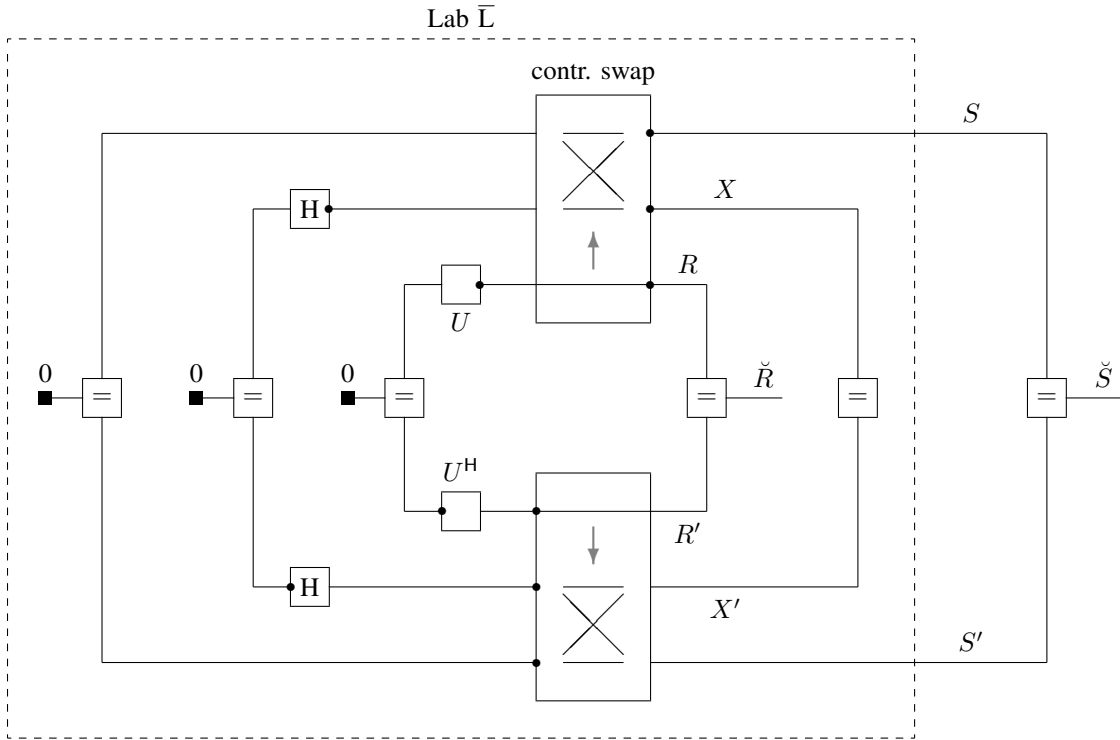


Fig. 22. The first step in the Frauchiger–Renner Gedankenexperiment: the view of Agent F.

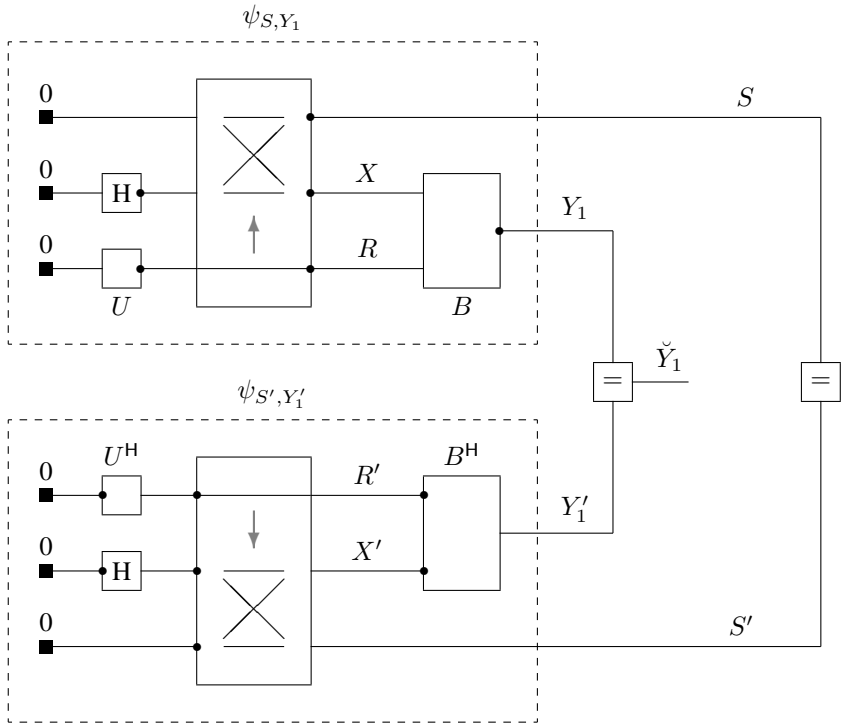


Fig. 23. The view of Agent  $\bar{W}$ . The unitary transform  $B$  is chosen such that (46) and (49) are satisfied.

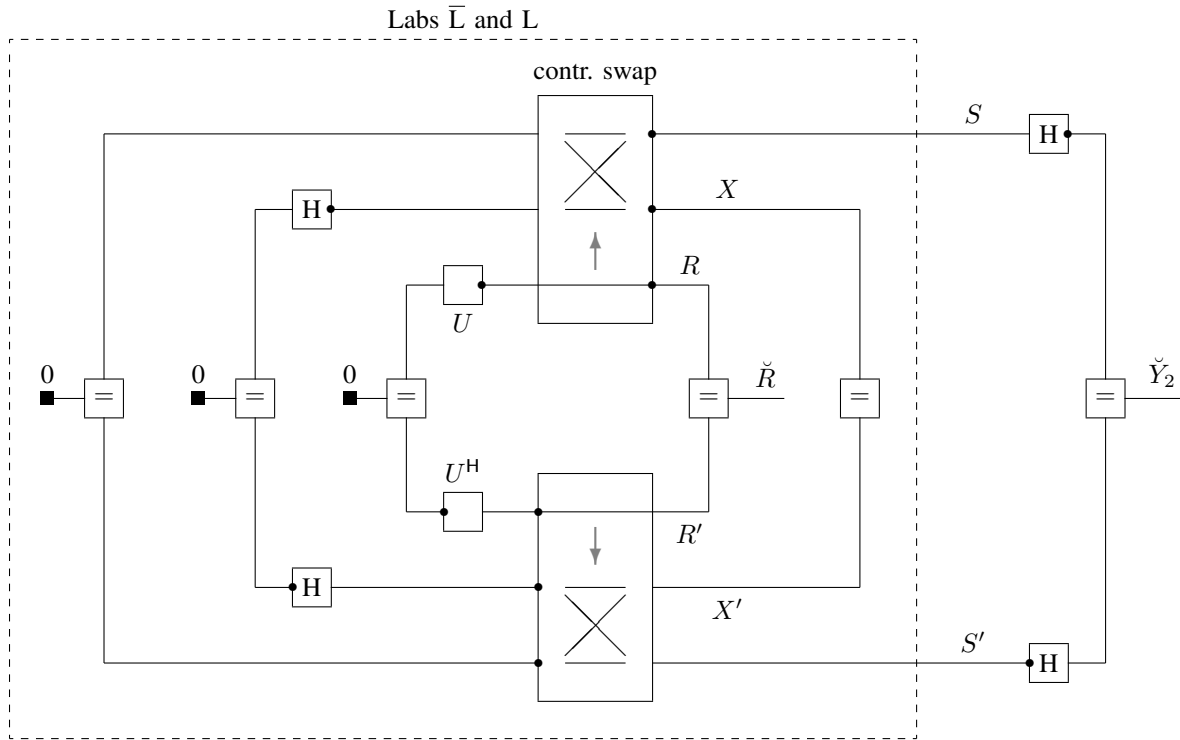
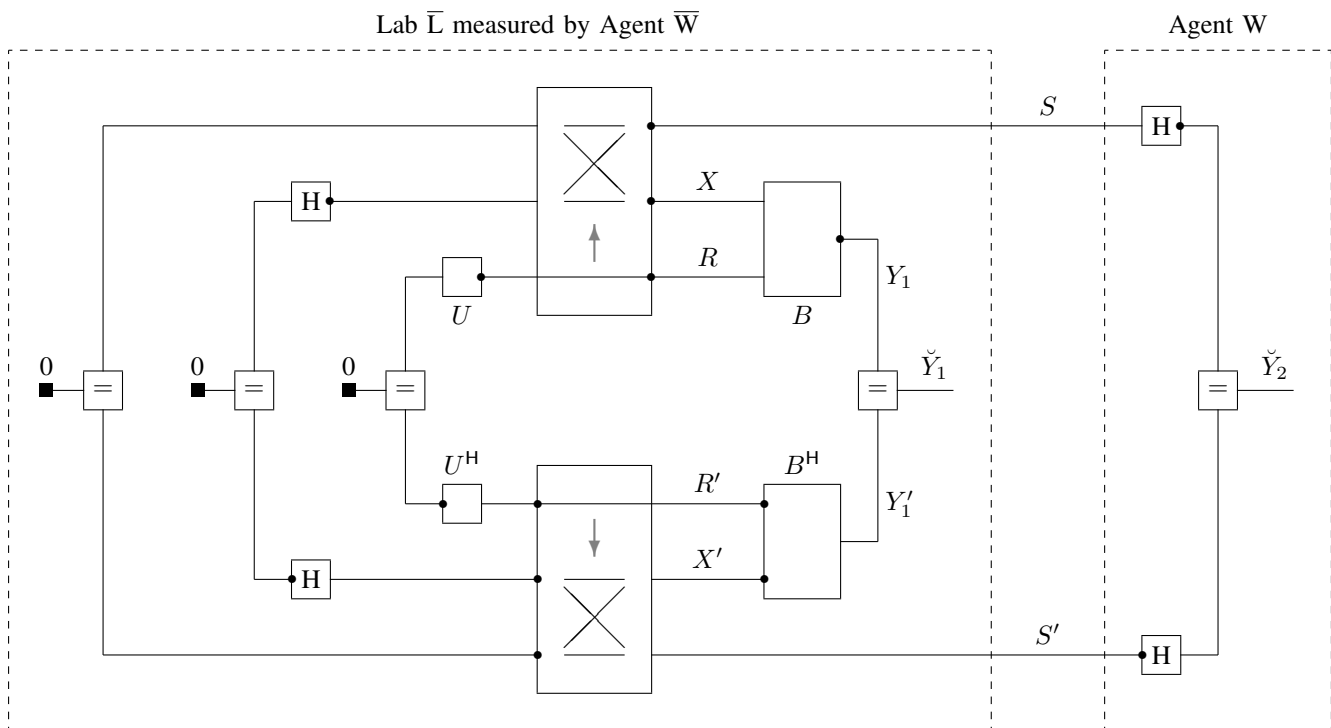


Fig. 24. The view of Agent W.

Fig. 25. Factor graph of the entire Frauchiger–Renner model [13]. In the notation of this paper, the condition for the paradox (the stopping condition in [13]) is  $\check{Y}_1 = 0$  and  $\check{Y}_2 = 1$ .

In the setting of this paper, the paradox is resolved by noting that the three implications in (50) do not hold simultaneously: the quantum variables  $R$ ,  $S$ ,  $Y_1$ , and  $Y_2$  are not jointly classicable, i.e.,  $\check{R}$ ,  $\check{S}$ ,  $\check{Y}_1$ , and  $\check{Y}_2$  do not coexist in any common scope.

### C. The Details

1) *The Matrices  $U$  and  $B$* : The unitary matrices  $U$  and  $B$  can be chosen as follows. (The choices below replicate the settings of [13], but other choices are possible.) The first column (the column with index 0) of  $U$  is defined to be

$$(u_0, u_1)^T = (\sqrt{1/3}, \sqrt{2/3})^T. \quad (51)$$

The other columns of  $U$  are irrelevant. The first row (the row indexed by  $Y_1 = 0$ ) of  $B$  is defined to be

$$b = (b_{R,X}(0,0), b_{R,X}(0,1), b_{R,X}(1,0), b_{R,X}(1,1)) \quad (52)$$

$$= (1/2, 1/2, -\sqrt{1/2}, 0). \quad (53)$$

The other rows of  $B$  are irrelevant.

2) *Fig. 26 and Condition (46)*: We next examine Fig. 26, which is a critical block of (our factor graph representation of) the Frauchiger–Renner model, cf. Fig. 23. The valid configurations in Fig. 26 with fixed  $Y_1 = 0$  are listed in Table I, each with the resulting function value (i.e., the product of all factors in Fig. 26).

Now let  $\psi_{S,Y_1}$  be the exterior function of the dashed box in Fig. 26. Noting that  $\psi_{S,Y_1}(0,0)$  is the sum of the function values of the first three lines in Table I, we obtain (46).

3) *Fig. 27 and Condition (49)*: It remains to prove (49). To this end, we need the extension of Fig. 26 shown in Fig. 27. The valid configurations and their function values are listed in Table II, which is easily obtained from Table I. The sum of these function values<sup>7</sup> is  $\frac{1}{2\sqrt{3}}$ , from which we obtain

$$\Pr(Y_0 = 0 \text{ and } Y_1 = 1) = 1/12 \quad (54)$$

in Fig. 25, in agreement with [13].

## VI. CONCLUSION

Using quantum mass functions, we have reviewed the derivation of measurement as marginalized interaction. It follows that classical variables (i.e., measurement results) exist only locally, within some scope and period of interest. For illustration, we have used the Frauchiger–Renner paradox, which yields “contradictory” classical variables that do not coexist.

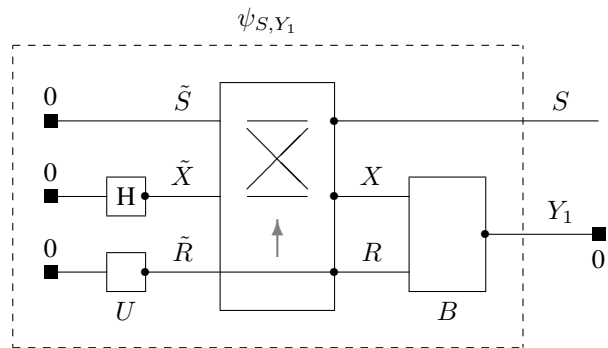


Fig. 26. A critical function/box in the Frauchiger–Renner model.

TABLE I  
THE VALID CONFIGURATIONS IN FIG. 26 AND THEIR FUNCTION VALUE.

$R$	$\tilde{R}$	$X$	$\tilde{X}$	$S$	$\tilde{S}$	function value	
						symbolic	numerical
0	0	0	0	0	0	$u_0 b_{R,X}(0,0) \frac{1}{\sqrt{2}}$	$\frac{1}{2\sqrt{6}}$
0	0	1	1	0	0	$u_0 b_{R,X}(0,1) \frac{1}{\sqrt{2}}$	$\frac{1}{2\sqrt{6}}$
1	1	0	0	0	0	$u_1 b_{R,X}(1,0) \frac{1}{\sqrt{2}}$	$-\frac{1}{\sqrt{6}}$
1	1	0	1	1	0	$u_1 b_{R,X}(1,0) \frac{1}{\sqrt{2}}$	$-\frac{1}{\sqrt{6}}$

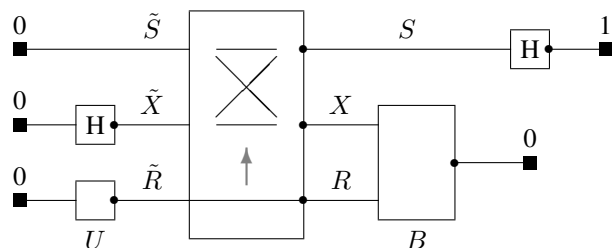


Fig. 27. An extension of Fig. 26.

TABLE II  
THE VALID CONFIGURATIONS IN FIG. 27 AND THEIR FUNCTION VALUES.

$R$	$\tilde{R}$	$X$	$\tilde{X}$	$S$	$\tilde{S}$	function values	
						symbolic	numerical
0	0	0	0	0	0	$u_0 b_{R,X}(0,0) \frac{1}{2}$	$\frac{1}{4\sqrt{3}}$
0	0	1	1	0	0	$u_0 b_{R,X}(0,1) \frac{1}{2}$	$\frac{1}{4\sqrt{3}}$
1	1	0	0	0	0	$u_1 b_{R,X}(1,0) \frac{1}{2}$	$-\frac{1}{2\sqrt{3}}$
1	1	0	1	1	0	$-u_1 b_{R,X}(1,0) \frac{1}{2}$	$\frac{1}{2\sqrt{3}}$

<sup>7</sup>i.e., the partition sum of Fig. 27 [8]

## REFERENCES

- [1] J. A. Wheeler and W. H. Zurek (eds.), *Quantum Theory and Measurement*. Princeton University Press, 1983.
- [2] W. H. Zurek, "Quantum Darwinism," *Nature Physics*, vol. 5, pp. 181–188, March 2009.
- [3] W. H. Zurek, "Decoherence, einselection, and the quantum origins of the classical," *Reviews of Modern Physics*, vol. 75, pp. 715–775, July 2003.
- [4] H.-P. Breuer and F. Petruccione, *Open Quantum Systems*. Oxford University Press, New York, NY, 2002.
- [5] M. Schlosshauer, "Decoherence, the measurement problem, and interpretations of quantum mechanics," *Reviews of Modern Physics*, vol. 76, pp. 1267–1305, Oct. 2004.
- [6] A. A. Clerk, H. M. Devoret, S. M. Girvin, F. Marquardt, and R. J. Schoelkopf, "Introduction to quantum noise, measurement, and amplification," *Reviews of Modern Physics*, vol. 82, pp. 1155–1208, April–June 2010.
- [7] A. E. Allahverdyan, R. Balian, and T. M. Nieuwenhuizen, "Understanding quantum measurement from the solution of dynamical models," *Physics Reports*, vol. 525, pp. 1–166, 2013.
- [8] H.-A. Loeliger and P. O. Vontobel, "Factor graphs for quantum probabilities," *IEEE Trans. Information Theory*, vol. 63, pp. 5642–5665, Sept. 2017.
- [9] R. Penrose, "Applications of negative dimensional tensors," in *Combinatorial Mathematics and its Applications*, Academic Press, 1971.
- [10] C. J. Wood, J. D. Biamonte, and D. J. Cory, "Tensor networks and graphical calculus for open quantum systems," *Quantum Information and Computation*, vol. 15, pp. 759–811, 2015.
- [11] C. M. Caves, "Quantum mechanics of measurements distributed in time. A path-integral formulation," *Physical Review D*, vol. 33, pp. 1643–1665, March 1986.
- [12] H.-A. Loeliger, "An introduction to factor graphs," *IEEE Signal Processing Magazine*, Jan. 2004, pp. 28–41.
- [13] D. Frauchiger and R. Renner, "Quantum theory cannot consistently describe the use of itself," *Nature Communications*, vol. 9, article no. 3711, 2018.
- [14] M. X. Cao and P. O. Vontobel, "Double-edge factor graphs: definition, properties, and examples," *Proc. IEEE Information Theory Workshop*, Kaohsiung, Taiwan, Nov. 6–10, 2017, pp. 136–140.
- [15] M. A. Nielsen and I. L. Chuang, *Quantum Computation and Quantum Information*. Cambridge University Press, 2000.
- [16] M. Bauer, D. Bernard, and T. Benoist, "Iterated stochastic measurements," *Journal of Physics A: Mathematical and Theoretical*, IOP Science, vol. 45, 2012.