

Space-efficient estimation of empirical tail dependence coefficients for bivariate data streams

Alastair Gregory ^{1,2}

¹Lloyd’s Register Foundation’s Programme for Data-Centric Engineering, Alan Turing Institute

² Department of Mathematics, Imperial College London *

July 19, 2022

Abstract

This article provides an extension to recent work on the development of a space-efficient summary for bivariate empirical copula approximations in a streaming data regime. The extension proposed here considers the case when one would like to accurately approximate the bivariate empirical copula in the tails of each marginal distribution; therefore modelling the tail dependence between the two variables observed in the data stream. Copulas evaluated at these marginal tails can be used to estimate the tail dependence coefficient. The modifications to the bivariate copula approximation, presented in this paper, allow the error of an approximation to the tail dependence coefficient to remain invariant of the length of the data stream. Theoretical and numerical evidence is provided within this article to support this.

Keywords: *copulas, statistical summaries, streaming data, tail dependence*

1 Introduction

Streaming data is used in a wide array of contemporary research fields, propagated by the Internet of Things (IoT) and continuous sensor observation. The data is acquired continuously and usually at a fast pace. Typically one can’t store all of the data ever streamed due to memory constraints and it is infeasible to repeat statistical analyses on the entire stream as it grows indefinitely over time. To deal with this problematic situation, estimation methods for many different statistical analyses on such data streams have been proposed (Gama, 2010; Aggarwal and Philip, 2007). Some of these techniques use statistical summaries, where only a succinct number of carefully selected elements that have entered into the data stream are stored. One of the most popular analyses that the literature has focused on is quantile estimation for a univariate variable observed in a data stream (including median estimation) (Buragohain and Suri, 2009). Recently, Gregory (2018) proposed an algorithm to generate an approximation to the bivariate empirical copula function (a popular method of nonparametric dependence modelling) using a succinct statistical summary; this approximation has a guaranteed error bound.

This paper builds on the work in Gregory (2018) and considers an important use of copulas: computing tail dependence coefficients between random variables. Tail dependence coefficients between random variables quantify their correlation in the tails of their marginals. For example, two random variables may be weakly correlated in the vast majority of their probability space, however in the tails of this space they may be extremely correlated. This behaviour is often seen in financial analysis (Rodriguez,

*Department of Mathematics, Imperial College London, Exhibition Road, South Kensington, SW7 2AZ.

2007), where sometimes two assets exhibit sharp price increases and decreases at similar times, but tend to have relatively uncorrelated typical daily price movements. The importance of tail dependence in fields such as hydrology (Poulin et al., 2007) and energy (Reboredo, 2011) has also been studied. For the purpose of estimating empirical tail dependence coefficients between streams of data, the type of summary that was proposed in Gregory (2018) is not sufficient, since it returned uniform error over the entire marginal distribution. Empirical tail dependence coefficient approximations require that error can be reduced relatively at the tails, to allow an error constant with the number of elements in the data stream. Therefore the copula summary in Gregory (2018) results in an approximation to the tail dependence coefficient with linearly growing error w.r.t the number of elements in the data stream. To remedy this, relative accuracy quantile summaries from the univariate literature (Cormode et al., 2005) are employed within the copula summary, allowing suitable properties of the modified summaries' approximation error to be proved. These properties lead to an approximation of the tail dependence coefficient with constant error w.r.t. the number of elements in the data stream.

This article is structured as follows. The next section introduces the empirical copula and how it can be used to construct empirical tail dependence coefficients between random variables observed through data. Next, Sec. 3 describes the challenges associated with computing empirical copula approximations when the data is streamed sequentially, and how the copula summary proposed in Gregory (2018) can be used to provide an approximation to copulas in this streaming regime. Then Sec. 4 introduces how one can adapt the summary to compute accurate approximations to empirical tail dependence coefficients for streaming data. Finally Sec. 5 and 6 provide a theoretical and numerical analysis of the approximation respectively.

2 Empirical copulas and the coefficients of tail dependence

A copula is a dependence model between two or more different random variables. For the remainder of this paper, we will focus on the case where one has only two random variables due to the bivariate form of the work presented in Gregory (2018). This paper did present an example of how the proposed work could be extended to higher dimensions, although the associated evidence was empirical and therefore falls outside the theoretical scope of the current study. More specifically, a bivariate copula function $C(u_1, u_2)$, for $u_1, u_2 \in [0, 1]$, is the joint distribution function between the random variables X_1 and X_2 where both marginals are uniformly distributed. The bivariate copula function is given by,

$$C(u_1, u_2) = F_{X_{(1)}, X_{(2)}} \left(F_{X_{(1)}}^{-1}(u_1), F_{X_{(2)}}^{-1}(u_2) \right), \quad (1)$$

where $F_{X_{(1)}, X_{(2)}}(x_{(1)}, x_{(2)}) = P(X_{(1)} \leq x_{(1)}, X_{(2)} \leq x_{(2)})$ is the joint cumulative distribution function (CDF) of $X_{(1)}$ and $X_{(2)}$, and $F_{X_{(1)}}^{-1}(u_1)$ and $F_{X_{(2)}}^{-1}(u_2)$ are the generalized inverse CDFs (quantile functions). They are defined by,

$$\inf_{x_{(1)} \in \mathbb{R}} F_{X_{(1)}}(x_{(1)}) \geq u_1 \quad \text{and} \quad \inf_{x_{(2)} \in \mathbb{R}} F_{X_{(2)}}(x_{(2)}) \geq u_2,$$

respectively (Charpentier et al., 2007). In most applications one has access to data $\{x_{(1)}^i\}_{i=1}^n$ and $\{x_{(2)}^i\}_{i=1}^n$ simulated from X_1 and X_2 respectively. In this case, an empirical copula function is typically found to represent the dependence between the two data-sets in $\{x_{(1)}^i, x_{(2)}^i\}_{i=1}^n$. The empirical copula (Deheuvels, 1980) converges to the true copula function in (1), within the limit of $n \rightarrow \infty$. It is defined by,

$$\hat{C}(u_1, u_2) = \frac{n_1}{n} \hat{F}_{n_1, (2)} \left(\hat{F}_{n, (2)}^{-1}(u_2) \right), \quad (2)$$

where n_1 is the cardinality of the set $I \subset [1, n]$, such that $x_{(1)}^I$ correspond to elements in $\{x_{(1)}^i\}_{i=1}^n$ that satisfy $x_{(1)}^I \leq \tilde{x}_{(1)}^{\lceil u_1 n \rceil}$, and $\tilde{x}_{(k)}^i$ is the i 'th order statistic of $\{x_{(k)}^i\}_{i=1}^n$. Also here, $\hat{F}_{n, (2)}^{-1}(u_2)$ is the empirical quantile function (Ma et al., 2011) of $\{x_{(2)}^i\}_{i=1}^n$, for which we will use the approximation,

$$\hat{F}_{n, (2)}^{-1}(u_2) = \tilde{x}_{(2)}^{\lceil u_2 n \rceil}. \quad (3)$$

Finally, $\hat{F}_{n_1,(2)}(x)$ is the empirical CDF given by

$$\hat{F}_{n_1,(2)}(x) = \frac{1}{n_1} \sum_{i=1}^{n_1} 1_{x_{(1)}^{(i)} \leq x},$$

where $I(i)$ is the i 'th element of I and 1 is the indicator function. For more information on the statistical explanation behind the approximation in (2) and what the terms within it approximate, turn to Gregory (2018).

One of the by-products of a copula is the computation of the tail dependence coefficients (there is an upper and a lower one). These coefficients allow one to study the dependence in the tails of each of the marginals X_1 and X_2 . For example, X_1 and X_2 may have low correlation over their entire probability space, however they could have very high correlation when both X_1 and X_2 take extreme values. This aspect of dependence is important in many applications, for example in financial analysis where it is crucial to realise if two assets have a high relative probability of both crashing at similar times. The lower tail dependence coefficient between X_1 and X_2 can be computed directly via the copula function,

$$\lambda_L = \lim_{u \rightarrow 0} \frac{C(u, u)}{u}, \quad (4)$$

and so too the upper tail dependence coefficient,

$$\lambda_U = \lim_{u \rightarrow 1} \frac{C(u, u)}{(1 - u)}. \quad (5)$$

There are many estimators for the tail dependence coefficients, some of which assume a parametric form for the copula $C(u_1, u_2)$. There are also many nonparametric estimators that fall into the scope of this paper considering empirical copulas $\hat{C}(u_1, u_2)$; this paper is not concerned with the positives/drawbacks with any particular estimate. For a detailed account of these estimates, see Frahm et al. (2005). Using the empirical copula $\hat{C}(u_1, u_2)$, one estimate of the empirical lower tail dependence coefficient is given by (Caillault and Guegan, 2005),

$$\hat{\lambda}_L = \lim_{i \rightarrow 0} \frac{\hat{C}(i/n, i/n)}{i/n},$$

and one estimate of the empirical upper tail dependence coefficient is given by,

$$\hat{\lambda}_U = \lim_{i \rightarrow n} \frac{1 - \frac{2i}{n} + \hat{C}(i/n, i/n)}{1 - \frac{i}{n}}.$$

These are consistent with the tail dependence coefficients in (4) and (5) respectively as $n \rightarrow \infty$, since the empirical copula is also consistent (Deheuvels, 1980). Empirically one cannot take this limit and therefore it suffices to study the following functions,

$$\hat{\lambda}_L(i/n) = \frac{\hat{C}(i/n, i/n)}{i/n}, \quad (6)$$

and

$$\hat{\lambda}_U(i/n) = \frac{1 - \frac{2i}{n} + \hat{C}(i/n, i/n)}{1 - \frac{i}{n}}. \quad (7)$$

For the remainder of this study, we will just concentrate on the lower tail dependence coefficient for brevity, however it should be noted that the following framework and theoretical analysis (see Sec. 5) can be readily extended to the case of the upper tail dependence coefficient. For $i = n - 1, n - 2, \dots, 2, 1$, the function in (6) describes the path of $\hat{\lambda}_L$ as i tends to 1 (Caillault and Guegan, 2005). It has been proposed to evaluate the function in (6) with the minimum value of i that the function is decreasing for (Caillault and Guegan, 2005). However for the scope of this paper, which will estimate these functions for an arbitrary fixed value of i , this particular selection is not justified further. This paper will instead concentrate on the estimation of the function in (6) when the empirical copula function $\hat{C}(u_1, u_2)$ must be constructed over a data stream. The next section will propose an approximation to the tail dependence functions using an approximation to the empirical copula, formed via a succinct summary of the data stream.

3 Streaming data and the copula summary

Streaming data is the scenario in which say, the bivariate data stream $\{x_{(1)}^i, x_{(2)}^i\}_{i=1}^n$, is added to sequentially over (possibly indefinite) time. In the context of streaming data, it is not possible to store all of the data points in the stream or be able to consistently re-compute the order statistics for the empirical copula function (see previous section). This is typically due to restrictions on runtime and memory/storage. Quantile summaries are a popular way of maintaining an approximation to the empirical quantile function in (3) as an univariate data stream is added to, whilst only storing a succinct number of elements from the stream in space-memory (Greenwald and Khanna, 2001). On this note, define an ϵ -approximate quantile summary Q to be an approximation to the quantile function $\hat{F}_{n,(k)}^{-1}(u) = \tilde{x}_{(k)}^{\lceil un \rceil}$, that returns a value $\tilde{x}_{(k)}^j$, for $k = 1, 2$, where $j \in [\lceil un \rceil - \epsilon n, \lceil un \rceil + \epsilon n]$. An algorithm to construct such an summary was proposed in Greenwald and Khanna (2001).

The work in Gregory (2018) proposed another summary $\{S_{(1)}, S_{(2)}^1, \dots, S_{(2)}^L\}$, made up of $L + 1$ ϵ -approximate separate quantile summaries. This *copula summary* maintained an approximation $\tilde{C}(u_1, u_2)$ to the bivariate empirical copula function in (2) over the data stream $\{x_{(1)}^i, x_{(2)}^i\}_{i=1}^n$. It was shown that an approximation within $[\hat{C}(u_1, u_2) - 5\epsilon, \hat{C}(u_1, u_2) + 5\epsilon]$ can be achieved. Just like the univariate quantile summaries that it is composed from, the copula summary was space-efficient and stored only a succinct number of elements from the data stream. The extension to this summary, proposed in Sec. 4.1, will allow an approximation to tail dependence coefficients between the random variables X_1 and X_2 to be estimated from the data stream.

4 Estimating the coefficient of lower tail dependence for data streams

The copula summary presented in Gregory (2018) was not suitable to find such coefficients of tail dependence for one main reason: the error of the approximation was uniform over a grid of evaluation points u_1 and u_2 . Therefore the resolution of the approximation would be as refined on the tails of the two marginals as it would be for the medians of both marginals. This results in an approximation to the tail dependence coefficient (replacing $\tilde{C}(i/n, i/n)$ respectively in (6)) that has error growing linearly with n . One can see this from the following error bound of the lower tail dependence coefficient function for fixed i ,

$$\left| \hat{\lambda}_L(i/n) - \frac{\tilde{C}(i/n, i/n)}{i/n} \right| = \frac{n}{i} \left| \hat{C}(i/n, i/n) - \tilde{C}(i/n, i/n) \right| \leq \frac{5\epsilon n}{i}. \quad (8)$$

Simply refining the prescribed error ϵ would be insufficient; one would need to sequentially refine ϵ as the stream gets longer, tending towards 0. The work presented in this paper is inspired by Cormode et al. (2005), which considered biased quantile estimation and modified ϵ -approximate quantile summaries to refine the error sufficiently at the tails, at the expense of error not at the tails. This will, as is apparent from the error analysis later in the paper, guarantee that the error from the approximation of the lower tail dependence coefficient stays fixed as the number of elements in the stream is increased.

4.1 Modifications to the copula summary

This section details the specific modifications to the ϵ -approximate quantile summary introduced in Sec. 3 (Cormode et al., 2005), and therefore the copula summary, in order to obtain a suitable approximation to tail dependence coefficients. The proposed algorithm in Cormode et al. (2005) constructed a summary to maintain an approximation, with guaranteed error bounds, to the ‘biased’ quantiles u^k , for $k = 1, 2, \dots$, and $u \in [0, 1]$. An approximation to the biased quantiles should have error relative to the quantile query, such that the approximation to u^k should have an error of $\pm \epsilon u^k$ rather than the uniform error of $\pm \epsilon$ from the standard quantile summary. This relative error allows one to refine the quantile approximation within the tails of an univariate distribution, and therefore is suited to the problem

considered in this paper. On this note, define a ϵu -approximate quantile summary to be an approximation to $\hat{F}_{n,(k)}^{-1}(u) = \tilde{x}_{(k)}^{[un]}$, for $k = 1, 2$, which returns the value \tilde{x}^j , where

$$j \in [\lceil un \rceil - \epsilon un, \lceil un \rceil + \epsilon un]. \quad (9)$$

Recall that the copula summary is composed of $L + 1$ quantile summaries, $\{S_{(1)}, S_{(2)}^1, \dots, S_{(2)}^L\}$. Proved later in the analysis of this method, it will suffice to let the summaries $\{S_{(1)}, S_{(2)}^1, \dots, S_{(2)}^L\}$ be modified into a ϵu -approximate summaries in order to obtain a suitable approximation to the lower tail dependence coefficient. To modify them, the manner in which each summary is maintained and queried (through Sec. 4.2, 4.3 and 4.4) is changed from that explained in Gregory (2018). First, the basic make-up of each quantile summary Q remains the same from the initial summary proposed back in Greenwald and Khanna (2001). Each summary is made up of tuples, $Q = \{(v_i, g_i, \Delta_i)\}_{i=1}^L$. The values v_i , where $v_{i-1} \leq v_i < v_{i+1}$, are elements that have been seen in the data stream $\{x_{(k)}^i\}_{i=1}^n$, for $k = 1, 2$, so far. These values are maintained by the summary as ‘cover’ for a range of quantiles that one may query. I.e. the value v_i will be returned as an approximation to a nearby quantile. The values g_i and Δ_i control the range of quantiles that the value v_i is returned as an approximation to. They do this by governing the minimum, $r_{min,Q}(v_i)$, and maximum, $r_{max,Q}(v_i)$ rank that the value v_i takes in the original data stream. We define $g_i = r_{min,Q}(v_i) - r_{min,Q}(v_{i-1})$, and then,

$$r_{min,Q}(v_i) = \sum_{j=1}^i g_j, \quad r_{max,Q}(v_i) = r_{min,Q}(v_i) + \Delta_i.$$

One also knows the length of the data stream at any one time via $n = \sum_{j=1}^L g_j$. In order to guarantee that the ϵu -approximate quantile summary maintains an approximation which satisfies (9) these minimum and maximum ranks must satisfy (Cormode et al., 2005),

$$r_{max,Q}(v_{i+1}) - r_{min,Q}(v_i) \leq 2\epsilon r_{min,Q}(v_i). \quad (10)$$

In the copula summary, each of the *subsummaries* $S_{(2)}^1, S_{(2)}^2, \dots, S_{(2)}^L$ corresponds to an element inside of $S_{(1)}$ (therefore $S_{(1)}$ has the cardinality L). Whilst the summary $S_{(1)}$ contains elements (and information about their ranks) from the first component of the data stream, i.e. $\{x_{(1)}^i\}_{i=1}^n$, the summaries $S_{(2)}^1, S_{(2)}^2, \dots, S_{(2)}^L$ contain elements (and information about their ranks) from the second component of the data stream, i.e. $\{x_{(2)}^i\}_{i=1}^n$. On this note, let a tuple in $S_{(1)}$ be denoted by $(v_i, g_{(1)}^i, \Delta_{(1)}^i)$ where $v_i \in \{x_{(1)}^i\}_{i=1}^n$, for $i = 1, \dots, L$, and let a tuple in $S_{(2)}^i$ be denoted by $(w_i, g_{(2)}^{i,j}, \Delta_{(2)}^{i,j})$ where $w_i \in \{x_{(2)}^i\}_{i=1}^n$, for $j = 1, \dots, L_i$ (therefore $S_{(2)}^i$ has the cardinality L_i). The parameters within these summaries are changed carefully over time as new elements are added to the data stream $\{x_{(1)}^i, x_{(2)}^i\}_{i=1}^n$ via the operations defined in the following three sections.

4.2 Inserting an element into the copula summary

When the element $(x_{(1)}^{n+1}, x_{(2)}^{n+1})$ enters the data stream, it should be inserted into the copula summary. This is done by inserting the tuple $(x_{(1)}^{n+1}, 1, \Delta_{(1)}^*)$ into $S_{(1)}$. If $x_{(1)}^{n+1} < v_1$, then we insert the tuple at the start of $S_{(1)}$, and let $\Delta_{(1)}^* = 1$. Conversely if $x_{(1)}^{n+1} \geq v_L$, then we insert the tuple at the end of $S_{(1)}$ and let $\Delta_{(1)}^* = 1$. If $v_i \leq x_{(1)}^{n+1} < v_{i+1}$, then insert the tuple in between v_i and v_{i+1} and let $\Delta_{(1)}^* = g_{(1)}^i + \Delta_{(1)}^i - 1$. Now for the second component of the new element, let $S_{(2)}^* = \{(x_{(2)}^{n+1}, 1, 0)\}$ be a new quantile summary. This summary gets inserted between $S_{(2)}^i$ and $S_{(2)}^{i+1}$ in the copula summary $\{S_{(1)}, S_{(2)}^1, \dots, S_{(2)}^L\}$ if $v_i \leq x_{(1)}^{n+1} < v_{i+1}$, between $S_{(1)}$ and $S_{(2)}^1$ if $x_{(1)}^{n+1} < v_1$ or at the end of the copula summary if $x_{(1)}^{n+1} \geq v_L$. Finally, increase L by 1.

4.3 Combining tuples in the copula summary

Combining the tuples in the summaries $\{S_{(1)}, S_{(2)}^1, \dots, S_{(2)}^L\}$ is occasionally required to remove unnecessary tuples from the summaries, whilst maintaining the elements required for the approximation to be of the desired accuracy. Providing that $L > 3$, sequentially for each element $i \in [3, L-1]$ in $S_{(1)}$ we find the index $j \in [2, i]$ satisfying

$$\arg \min_j \left\{ \sum_{k=j}^i g_{(1)}^k + \Delta_{(1)}^i \leq 2\epsilon r_{\min, S_{(1)}}(v_{j-1}) = 2\epsilon \sum_{k=1}^{j-1} g_{(1)}^k \right\}. \quad (11)$$

Once this value is found, the tuples $(v_j, g_{(1)}^j, \Delta_{(1)}^j), \dots, (v_i, g_{(1)}^i, \Delta_{(1)}^i)$ can be combined into the new tuple $(v_i, \sum_{k=j}^i g_{(1)}^k, \Delta_{(1)}^i)$. We use the condition on j in (11) in order to guarantee (10) is satisfied. In addition to combining those tuples, we *merge* the tuples $S_{(2)}^j, \dots, S_{(2)}^i$ into a new tuple $M(S_{(2)}^j, \dots, S_{(2)}^i)$. See Sec. 5.1 for the implementation of this merging and the bound of the approximation error. Finally combine unnecessary tuples (e.g. $(w., g_{(2)}^{i,\cdot}, \Delta_{(2)}^{i,\cdot})$ for $k \in [j, i]$) inside of this merged summary $M(S_{(2)}^j, \dots, S_{(2)}^i)$, in the manner described earlier in this section. Insert this new summary in the place of $S_{(2)}^j, \dots, S_{(2)}^i$ in the copula summary, such that the copula summary now is $\{S_{(1)}, S_{(2)}^1, \dots, S_{(2)}^{j-1}, M(S_{(2)}^j, \dots, S_{(2)}^i), S_{(2)}^{i+1}, \dots\}$.

4.4 Querying the copula summary

This section now describes how to query the copula summary (maintained over time using the operations in Sec. 4.2 and 4.3) for an approximation to $\hat{C}(u_1, u_2)$. We will denote this approximation by $\tilde{\tilde{C}}(u_1, u_2)$, as opposed to the approximation from the copula summary proposed in Gregory (2018) composed of ϵ -approximate quantile summaries, $\tilde{C}(u_1, u_2)$. First, we compute the approximation to the empirical quantile function $\hat{F}_{n,(1)}^{-1}(u_1) = \tilde{x}_{(1)}^{\lceil u_1 n \rceil}$ using the ϵu -approximate quantile summary $S_{(1)}$; denote this approximation by $\tilde{\tilde{F}}_{n,(1)}^{-1}(u_1)$. Let E be equal to the value of i that satisfies $\tilde{\tilde{F}}_{n,(1)}^{-1}(u_1) = v_i$, and find the total number of elements in the stream that have entered into the first E subsummaries $S_{(2)}^1, \dots, S_{(2)}^E$,

$$\hat{n}_1 = \sum_{i=1}^E g_{(1)}^i = \sum_{i=1}^E \sum_{j=1}^{L_i} g_{(2)}^{i,j}. \quad (12)$$

Suppose that the indices of the \hat{n}_1 elements to have entered into the first E subsummaries form the set $\hat{I} \subset [1, n]$; note this is an approximation to the set I introduced in Sec. 2.

Next, let $M(S_{(2)}^1, \dots, S_{(2)}^E)$ be a merged summary composed of all the subsummaries $S_{(2)}^1, \dots, S_{(2)}^E$ (again for the implementation details of this merge, see Sec. 5.1). This summary can be queried for an approximation to $\hat{F}_{n,(2)}^{-1}(u_2)$; denote this approximation by $\tilde{\tilde{F}}_{n,(2)}^{-1}(u_2)$. Finally, let $M(S_{(2)}^1, \dots, S_{(2)}^E)$ be a merged summary of the subsummaries $S_{(2)}^1, \dots, S_{(2)}^E$. Then define the approximation $\tilde{\tilde{F}}_{\hat{n}_1,(2)}(y)$ to the empirical CDF

$$\hat{F}_{\hat{n}_1,(2)}(y) = \frac{1}{\hat{n}_1} \sum_{i=1}^{\hat{n}_1} 1_{\tilde{x}_{(2)}^{\hat{i}(i)} \leq y},$$

to be an *inverse* query of the summary $M(S_{(2)}^1, \dots, S_{(2)}^E)$. The implementation details of this query, and a guarantee on it's error with respect to the empirical CDF, is provided later in Sec. 5.2. In total, the copula summary approximation $\tilde{\tilde{C}}(u_1, u_2)$, to the empirical copula function $\hat{C}(u_1, u_2)$ is given by,

$$\tilde{\tilde{C}} = \frac{\hat{n}_1}{n} \tilde{\tilde{F}}_{\hat{n}_1,(2)} \left(\tilde{\tilde{F}}_{n,(2)}^{-1}(u_2) \right). \quad (13)$$

5 Analysis of the modified approximation

This section provides a theoretical analysis of the approximation in (13) to the empirical copula function, and the resulting approximation to the empirical lower tail dependence coefficient. First, it is important to clarify error bounds for merged ϵu -approximate quantile summaries, and an inverse query of a ϵu -approximate quantile summary. Recall from (10) that the summary Q is a ϵu -approximate quantile summary if two neighbouring elements v_{i+1} and v_i in Q satisfy,

$$r_{max,Q}(v_{i+1}) - r_{min,Q}(v_i) \leq 2\epsilon r_{min,Q}(v_i). \quad (14)$$

The next two sections cover two preliminary bounds, before Sec. 5.3 outlines the error bound of the lower tail dependence coefficient approximation using the modified copula summary, proposed in this paper.

5.1 Merging ϵu -approximate quantile summaries

We recall from Greenwald (2004) that one can merge ϵ -approximate quantile summaries Q_1 (length L_1) and Q_2 (length L_2) to obtain the quantile summary $M(Q_1, Q_2)$, containing the elements $Q_1 \cup Q_2$, which is also ϵ -approximate itself. It does this via the following method. Suppose z_k , for $k \in [1, L_1 + L_2]$, is an element from Q_1 which exists in $M(Q_1, Q_2)$. If it exists, let w_1 be the largest element in Q_2 that is less than or equal to z_k . Also, if it exists, let w_2 be the smallest element in Q_2 that is greater than z_k . Then set,

$$r_{min,M(Q_1,Q_2)}(z_k) = \begin{cases} r_{min,Q_2}(w_1) + r_{min,Q_1}(z_k), & \text{if } w_1 \text{ exists} \\ r_{min,Q_1}(z_k), & \text{otherwise,} \end{cases} \quad (15)$$

and

$$r_{max,M(Q_1,Q_2)}(z_k) = \begin{cases} r_{max,Q_2}(w_2) + r_{max,Q_1}(z_k) - 1, & \text{if } w_2 \text{ exists} \\ r_{max,Q_2}(w_1) + r_{max,Q_1}(z_k), & \text{otherwise.} \end{cases} \quad (16)$$

It will now be proved that if Q_1 and Q_2 are ϵu -approximate then $M(Q_1, Q_2)$ is a ϵu -approximate summary as well. It is therefore necessary to show that

$$r_{max,M(Q_1,Q_2)}(z_{k+1}) - r_{min,M(Q_1,Q_2)}(z_k) \leq 2\epsilon r_{min,M(Q_1,Q_2)}(z_k).$$

For the case where z_k and z_{k+1} are from the same summary, let them equal x_1 and x_2 (say in the summary Q_1). If there exists both the elements w_1 (largest element in Q_2 that is less than or equal to z_k) and w_2 (smallest element in Q_2 that is greater than z_{k+1}) then we know that w_1 and w_2 are consecutive elements in Q_2 . Thus,

$$\begin{aligned} r_{max,M(Q_1,Q_2)}(z_{k+1}) - r_{min,M(Q_1,Q_2)}(z_k) &\leq (r_{max,Q_1}(x_2) - r_{min,Q_1}(x_1)) + (r_{max,Q_2}(w_2) - r_{min,Q_2}(w_1) - 1) \\ &\leq 2\epsilon(r_{min,Q_1}(x_1) + r_{min,Q_2}(w_1)) = 2\epsilon r_{min,M(Q_1,Q_2)}(z_k). \end{aligned} \quad (17)$$

If w_1 doesn't exist, then

$$r_{max,M(Q_1,Q_2)}(z_{k+1}) - r_{min,M(Q_1,Q_2)}(z_k) \leq (r_{max,Q_1}(x_2) - r_{min,Q_1}(x_1)) \leq 2\epsilon r_{min,Q_1}(x_1) = 2\epsilon r_{min,M(Q_1,Q_2)}(z_k),$$

as $r_{max,Q_2}(w_2) = 1$ and if w_2 doesn't exist, then

$$\begin{aligned} r_{max,M(Q_1,Q_2)}(z_{k+1}) - r_{min,M(Q_1,Q_2)}(z_k) &\leq (r_{max,Q_2}(w_1) + r_{max,Q_1}(x_2)) - (r_{min,Q_2}(w_1)) + r_{min,Q_1}(x_1) \\ &\leq 2\epsilon(r_{min,Q_1}(x_1) + r_{min,Q_2}(w_1)) = 2\epsilon r_{min,M(Q_1,Q_2)}(z_k). \end{aligned}$$

For the case where z_k and z_{k+1} come from different summaries, say z_k from Q_1 labelled by x_1 , and z_{k+1} from Q_2 labelled by w_2 . Then w.l.o.g. let x_2 be the smallest element in Q_1 greater than w_2 , and w_1 be the largest element in Q_2 less than or equal to x_1 . Then,

$$\begin{aligned} r_{max,M(Q_1,Q_2)}(z_{k+1}) - r_{min,M(Q_1,Q_2)}(z_k) &\leq (r_{max,Q_1}(x_2) + r_{max,Q_2}(w_2) - 1) - (r_{min,Q_1}(x_1) + r_{min,Q_2}(w_1)) \\ &\leq (r_{max,Q_1}(x_2) - r_{min,Q_1}(x_1) - 1) - (r_{max,Q_2}(w_2) - r_{min,Q_2}(w_1)) \\ &\leq 2\epsilon(r_{min,Q_1}(x_1) + r_{min,Q_2}(w_1)) = 2\epsilon r_{min,M(Q_1,Q_2)}(z_k). \end{aligned}$$

We now have the condition for a ϵu -approximate summary in (14) for all cases of membership to Q_1 and Q_2 for the elements z_k and z_{k+1} . Therefore any ϵu -approximate summaries merged together will also be ϵu -approximate too.

5.2 Inversely querying ϵu -approximate quantile summaries

In this section, we would like to bound the approximation $\tilde{F}_{n,(k)}(x)$, for $x \in \mathbb{R}$ and $k = 1, 2$, to the empirical CDF $\hat{F}_{n,(k)}(x)$ using a ϵu -approximate quantile summary Q of the data stream $\{x_{(k)}^i\}_{i=1}^n$. This is a simple extension to the proof in Lall (2015) for inversely querying a ϵ -approximate quantile summary. Firstly, let $\hat{F}_{n,(k)}(x) = i/n$, meaning $\tilde{x}_{(k)}^i \leq x < \tilde{x}_{(k)}^{i+1}$, where $\tilde{x}_{(k)}^0 = -\infty$ and $\tilde{x}_{(k)}^{n+1} = \infty$. Let $j \in [1, L]$, then we know that using the quantile summary we keep an approximation, $\tilde{x}_{(k)}^{i_j}$, to the i 'th order statistic of the data stream; this approximation satisfies $\tilde{x}_{(k)}^{i_j} \leq \tilde{x}_{(k)}^i \leq x < \tilde{x}_{(k)}^{i+1} \leq \tilde{x}_{(k)}^{i_j+1}$. Note that as the summary is ϵu -approximate, we have $|i_j - i| \leq 2\epsilon i$. Also recall from Sec. 4.1 that we can only access the minimum and maximum values that i_j can take, and not actually i_j itself. To find an approximation to i_j we can simply search all values v_l in Q , for $l = 1, \dots, L$, for the l that satisfies $v_l \leq x < v_{l+1}$ (with $v_{L+1} = \infty$) and take $(r_{\min,Q}(v_l) + r_{\max,Q}(v_l))/2$ as \hat{i}_j as the approximation to i_j . If $x < v_1$, of course take $\hat{i}_j = 0$. Now we know that $r_{\max,Q}(v_l) - r_{\min,Q}(v_l) \leq r_{\max,Q}(v_l) - r_{\min,Q}(v_{l-1}) \leq 2\epsilon i$, and therefore $|\hat{i}_j - i_j| \leq \epsilon i$. Due to the triangle inequality we have that $|\hat{i}_j - i| \leq 3\epsilon i$ and finally that

$$|\hat{F}_{n,(k)}(x) - \tilde{F}_{n,(k)}(x)| \leq 3\epsilon i/n = 3\epsilon \hat{F}_{n,(k)}(x). \quad (18)$$

5.3 Bounding the error of the lower tail dependence coefficient approximation

Now that we have covered some necessary bounds, we can derive the guaranteed error bound of the modified copula summary and therefore the lower tail dependence coefficient approximation. Recall that the ϵu -approximate empirical copula approximation is given by,

$$\tilde{C}(u_1, u_2) = \frac{\hat{n}_1}{n} \tilde{F}_{\hat{n}_1,(2)}(\tilde{F}_{n,(2)}^{-1}(u_2)), \quad (19)$$

and therefore the approximation to the lower tail dependence coefficient (for a fixed i) is given by,

$$\tilde{\lambda}_L(i/n) = \frac{\tilde{C}(i/n, i/n)}{i/n}. \quad (20)$$

Theorem 1. *Let $\tilde{C}(i/n, i/n)$ denote the ϵu -approximate copula summary approximation, given in (19), to the bivariate empirical copula $\hat{C}(i/n, i/n)$, then one can bound the error of this approximation by,*

$$\left| \tilde{C}(i/n, i/n) - \hat{C}(i/n, i/n) \right| \leq \frac{\epsilon i(5 + 3\epsilon)}{n}. \quad (21)$$

Therefore the approximation to the lower tail dependence function in (20) can be bounded by,

$$\left| \tilde{\lambda}_L(i/n) - \hat{\lambda}_L(i/n) \right| \leq \epsilon(5 + 3\epsilon). \quad (22)$$

The approximation error is therefore constant with increasing n .

To prove this bound, we shall follow the steps of the proof in Gregory (2018) with some modifications.

Proof. We shall split the error

$$\left| \tilde{C}(i/n, i/n) - \hat{C}(i/n, i/n) \right| = \left| \frac{\hat{n}_1}{n} \tilde{F}_{\hat{n}_1,(2)}(\tilde{F}_{n,(2)}^{-1}(i/n)) - \frac{n_1}{n} \hat{F}_{n_1,(2)}(\hat{F}_{n,(2)}^{-1}(i/n)) \right|,$$

into three contributing parts via the triangle inequality and prove each individually,

$$\begin{aligned}
\left| \frac{\hat{n}_1}{n} \tilde{F}_{\hat{n}_1, (2)}(\tilde{F}_{n, (2)}^{-1}(i/n)) - \frac{n_1}{n} \hat{F}_{n_1, (2)}(\hat{F}_{n, (2)}^{-1}(i/n)) \right| &\leq \underbrace{\left| \frac{\hat{n}_1}{n} \tilde{F}_{\hat{n}_1, (2)}(\tilde{F}_{n, (2)}^{-1}(i/n)) - \frac{\hat{n}_1}{n} \hat{F}_{\hat{n}_1, (2)}(\tilde{F}_{n, (2)}^{-1}(i/n)) \right|}_A \\
&\quad + \underbrace{\left| \frac{\hat{n}_1}{n} \hat{F}_{\hat{n}_1, (2)}(\tilde{F}_{n, (2)}^{-1}(i/n)) - \frac{\hat{n}_1}{n} \hat{F}_{\hat{n}_1, (2)}(\hat{F}_{n, (2)}^{-1}(i/n)) \right|}_B \\
&\quad + \underbrace{\left| \frac{\hat{n}_1}{n} \hat{F}_{\hat{n}_1, (2)}(\hat{F}_{n, (2)}^{-1}(i/n)) - \frac{n_1}{n} \hat{F}_{n_1, (2)}(\hat{F}_{n, (2)}^{-1}(i/n)) \right|}_C.
\end{aligned} \tag{23}$$

□

Theorem 2. *The term (A) in (23) can be bounded by,*

$$\left| \frac{\hat{n}_1}{n} \tilde{F}_{\hat{n}_1, (2)}(\tilde{F}_{n, (2)}^{-1}(i/n)) - \frac{\hat{n}_1}{n} \hat{F}_{\hat{n}_1, (2)}(\tilde{F}_{n, (2)}^{-1}(i/n)) \right| \leq \frac{3\epsilon i(1+\epsilon)}{n}.$$

Proof. From (18), we can bound

$$\left| \tilde{F}_{\hat{n}_1, (2)}(\tilde{F}_{n, (2)}^{-1}(i/n)) - \hat{F}_{\hat{n}_1, (2)}(\tilde{F}_{n, (2)}^{-1}(i/n)) \right| \leq 3\epsilon \hat{F}_{\hat{n}_1, (2)}(\tilde{F}_{n, (2)}^{-1}(i/n)).$$

Let

$$D = \hat{F}_{\hat{n}_1, (2)}(\tilde{F}_{n, (2)}^{-1}(i/n)).$$

As D depends on the query $\tilde{F}_{n, (2)}^{-1}(i/n)$, this also needs to be bounded. Note that the query is an increasing function with i , and clearly $\hat{F}_{\hat{n}_1, (2)}(\tilde{F}_{n, (2)}^{-1}(i/n))$ is increasing with $\tilde{F}_{n, (2)}^{-1}(i/n)$ and i too. Therefore it suffices to bound D with $\hat{F}_{\hat{n}_1, (2)}$ evaluated at the upper bound for $\tilde{F}_{n, (2)}^{-1}(i/n)$. Note that as $M(S_{(2)}^1, \dots, S_{(2)}^L)$ is a ϵu -approximate summary as shown in Sec. 5.1, we have that,

$$\tilde{F}_{n, (2)}^{-1}(i/n) = \tilde{x}_{(2)}^j, \quad j \in [i - \epsilon i, i + \epsilon i],$$

and therefore,

$$\tilde{F}_{n, (2)}^{-1}(i/n) \leq \tilde{x}_{(2)}^{i + \lfloor \epsilon i \rfloor} = G.$$

Recall that $\{x_{(2)}^{\hat{I}(i)}\}_{i=1}^{\hat{n}_1} \subset \{x_{(2)}^i\}_{i=1}^n$ and therefore $\hat{n}_1 \hat{F}_{\hat{n}_1, (2)}(G) \leq i + \lfloor \epsilon i \rfloor$ since this is the count of all elements in $\{x_{(2)}^{\hat{I}(i)}\}_{i=1}^{\hat{n}_1}$ less than or equal to the $(i + \lfloor \epsilon i \rfloor)$ 'th order statistic of $\{x_{(2)}^i\}_{i=1}^n$. Therefore,

$$D \leq \frac{i(1+\epsilon)}{\hat{n}_1},$$

and thus,

$$\left| \frac{\hat{n}_1}{n} \tilde{F}_{\hat{n}_1, (2)}(\tilde{F}_{n, (2)}^{-1}(i/n)) - \frac{\hat{n}_1}{n} \hat{F}_{\hat{n}_1, (2)}(\tilde{F}_{n, (2)}^{-1}(i/n)) \right| \leq \frac{3\epsilon i(1+\epsilon)}{n}.$$

□

Theorem 3. *The term (B) in (23) can be bounded by,*

$$\left| \frac{\hat{n}_1}{n} \hat{F}_{\hat{n}_1, (2)}(\tilde{F}_{n, (2)}^{-1}(i/n)) - \frac{\hat{n}_1}{n} \hat{F}_{\hat{n}_1, (2)}(\hat{F}_{n, (2)}^{-1}(i/n)) \right| \leq \frac{\epsilon i}{n}$$

Proof. This can be proved in the same way as Theorem 3 was in Gregory (2018), only with a $\pm\epsilon i$ error from the ϵu -approximate summaries rather than the $\pm\epsilon n$ error from the ϵ -approximate summaries. \square

Theorem 4. *The term (C) in (23) can be bounded by,*

$$\left| \frac{\hat{n}_1}{n} \hat{F}_{\hat{n}_1, (2)}(\hat{F}_{n, (2)}^{-1}(i/n)) - \frac{n_1}{n} \hat{F}_{n_1, (2)}(\hat{F}_{n, (2)}^{-1}(i/n)) \right| \leq \frac{\epsilon i}{n}$$

Proof. This can be proved in the same way as Theorem 4 was in Gregory (2018), only with a $\pm\epsilon i$ error from the ϵu -approximate summaries rather than the $\pm\epsilon n$ error from the ϵ -approximate summaries. \square

5.4 Space-memory

A single ϵu -approximate quantile summary is of the worst case length $L = \mathcal{O}\left(\frac{\log(\epsilon n) \log(u^{-1})}{\epsilon}\right)$ (Cormode et al., 2005). Therefore the worst case length of the modified copula summary is $L^2 = \mathcal{O}\left(\frac{\log(\epsilon n)^2 \log(u^{-1})^2}{\epsilon^2}\right)$. For the application of estimating the empirical lower tail dependence coefficient where $u = i/n$, the worst-case length becomes $\mathcal{O}\left(\frac{\log(\epsilon n)^2 \log(i^{-1}n)^2}{\epsilon^2}\right)$. This bound is not saturated in all cases; it was shown in Greenwald and Khanna (2001) that for random streams the space-efficient summaries used in this paper can have size independent of n . This behaviour is seen later in the numerical examples when implementing this method. It may be of interest to the reader to adapt this methodology to studying the tail dependence of higher dimensional data streams. This would be achieved by approximating higher dimensional empirical copulas. Unfortunately a natural extension of the copula summary structure presented here would incur an exponentially growing (with dimension) space-memory requirement (Hershberger et al., 2004). However Gregory (2018) presented an example of how one may utilise bivariate copula summaries to estimate higher dimensional empirical copulas via decompositions (Aas et al., 2009).

6 Numerical experiments

This section will provide some numerical demonstrations of the tail dependence coefficient estimation scheme in the streaming data regime, proposed in this paper. The theoretical analysis given throughout the paper is also numerically supported here. In Sec. 6.1, the estimation of the lower tail dependence coefficients for random variables observed through data streams will be considered. Finally in Sec. 6.2, the properties of the modified space-efficient copula summary (utilised for the estimation of the tail dependence coefficients) will be numerically investigated.

6.1 Approximation to the lower tail dependence coefficient

First, a demonstration of estimating the lower tail dependence coefficient, between two random variables observed in a bivariate stream of data, will be presented. Consider the data stream $\{x_{(1)}^i, x_{(2)}^i\}_{i=1}^n$, where $n = 10^6$. Each component is randomly sampled from $\mathcal{N}(0, 1)$, and their Pearson's correlation with each other is $\rho = 0.8$. The accuracy parameter ϵ takes the value of 0.2, and both the copula summaries presented in this paper, and in Gregory (2018), are considered. We set $i = 25$; this value is used to compute the estimate to the lower tail dependence coefficient using both copula summaries. These estimates are computed after every 1000'th element has been added to the data stream. The absolute error away from the empirical lower tail dependence coefficient of this data stream is shown over time in Figures 1 and 2 for the summary proposed in this paper, and the one in Gregory (2018) respectively. Visible here is the theoretical growth of error with increasing n presented in (8) when using the standard copula summary in Gregory (2018). On the other hand, one can see that the error obtained from using the modified copula summary in this paper stays constant-bounded.

An example where the evaluation point of the lower tail dependence function in (6), i , is varied is now presented. Approximations to the lower tail dependence function with varying values of i using the modified copula summary proposed in this paper are computed and their absolute error is shown in

Figure 3. It is important to notice that this error stays relatively constant over i , and supports the form of the error bound presented in (22).

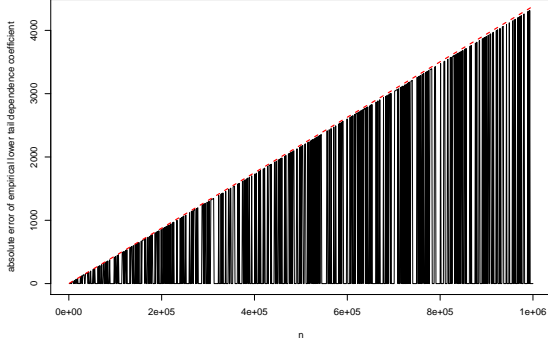


Figure 1: Absolute error of the lower tail dependence coefficient approximation using the standard copula summary in Gregory (2018), with $\epsilon = 0.2$. The red dashed line shows the error growing at the rate of $\mathcal{O}(n)$.

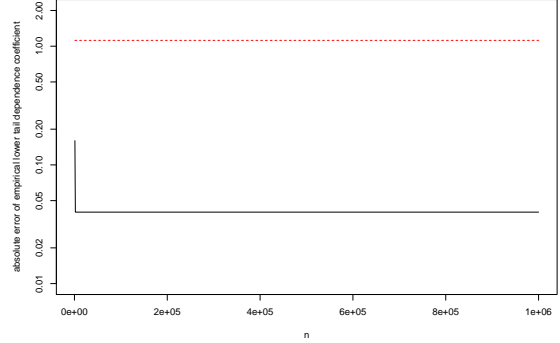


Figure 2: Absolute error of the lower tail dependence coefficient approximation using the modified copula summary proposed in this paper, with $\epsilon = 0.2$. The red dashed line shows the theoretical error bound in (22).

6.2 Properties of the copula summary

Next the properties of the modified copula summary, including its space-efficiency and implementation runtime, will be numerically demonstrated. Consider the modified copula summary presented in this paper, with $\epsilon = 0.2$, used in the previous numerical experiment. The absolute error of the approximation from this copula summary, for the evaluation points $(u_1, u_2) = (0.7, 0.7)$ and $(u_1, u_2) = (0.02, 0.02)$, is shown in Figure 4. This shows that, as with the standard copula summary presented in Gregory (2018), the error of the empirical copula approximation is bounded by a constant. In the case where the evaluation point $(0.7, 0.7)$ is not in the tails of each marginal, the approximation has a higher bound (and greater numerical error) than in the case where the evaluation point $(0.02, 0.02)$ is in the tails. This is in line with the theoretical analysis presented in (22). Next, the implementation runtime and space-efficiency of the modified copula summary is demonstrated. Figure 5 shows the runtime (in seconds) of every 1000'th iteration of the algorithm after elements are added to the stream. Occasional peaks are due to the combination operation in Sec. 4.3 being implemented. Note the runtime stays relatively constant after a sufficient number of elements have been added to the stream, filling up the bands of quantiles. Similarly, Figure 6 shows the size (in bytes) of the modified copula summary after every 1000'th element is added to the stream. This coincides with the behaviour seen in Greenwald and Khanna (2001) for quantile summaries, that in random streams the worst-case space-memory bounds discussed in Sec. 5.4 do not get saturated.

7 Summary and conclusion

This article has presented a constant bounded and space-efficient approximation to the empirical lower tail dependence coefficient for streaming data. This regime of data means that an indefinite set of data can't be stored entirely, and analyses of the data (such as modelling the tail dependence) need to be updated on-the-fly. The approximation presented in this paper is implemented via the use of a modified copula summary; the standard copula summary was introduced recently in Gregory (2018). The modification allows the error of the approximation to be refined in the tails of the copula marginals, and therefore it does not grow linearly with the number of elements in the data stream (such as the case was in the absence of the modification).

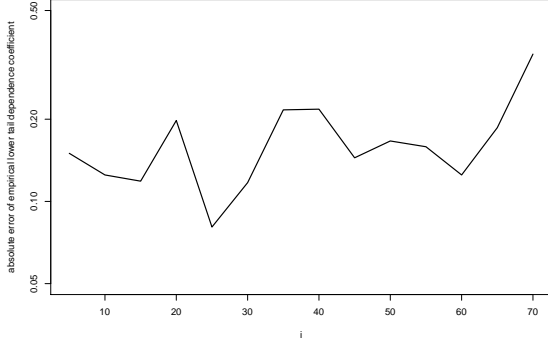


Figure 3: The absolute error of lower tail dependence coefficient approximations obtained from the modified copula summary proposed in this paper, with $\epsilon = 0.4$, evaluated with varying i .

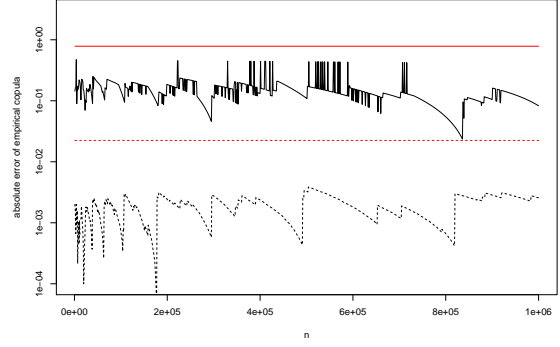


Figure 4: The absolute error of the empirical copula approximation $\hat{C}(0.7, 0.7)$, solid black line, and $\hat{C}(0.02, 0.02)$, dashed black line, using the modified copula summary proposed in this paper, with $\epsilon = 0.2$. The bounds in (21), for each evaluation point respectively, are shown by the solid and dashed red lines.

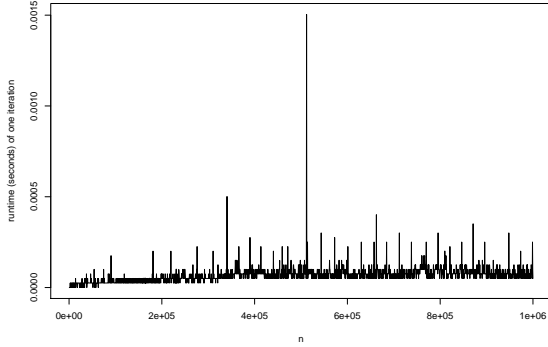


Figure 5: The implementation runtime (in seconds) of the modified copula summary proposed in this paper, with $\epsilon = 0.2$.

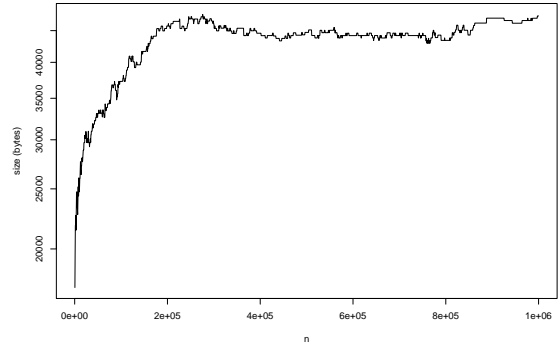


Figure 6: The size (in bytes), over time, of the modified copula summary proposed in this paper, with $\epsilon = 0.2$.

The framework presented in this paper can also be readily applied to obtaining approximations of empirical upper tail dependence coefficients. In addition to this, the extension of this framework to higher dimensions should be progressed as a priority. An example of how the copula summaries, that make up the approximation to empirical tail dependence coefficients in this paper, could be extended to higher dimensions was presented in Gregory (2018). Due to the wide-range of industries that now use streaming data, developing the techniques surrounding dependence modelling for this type of data is important; this paper continues this line of work.

8 Acknowledgements

The author would like to thank the Computational Statistics and Data Analysis reviewers of Gregory (2018) for their helpful comments, some of which inspired parts of this paper. Thanks also goes to Kaushik Jana (Imperial) for helpful discussions on the topic of this paper.

References

- Aas K, Czado C, Frigessi A and Bakken H (2009) Pair-copula constructions of multiple dependence. *Insurance: Mathematics and economics* 44(2): 182–198.
- Aggarwal CC and Philip SY (2007) A survey of synopsis construction in data streams. In: *Data Streams*. Springer, pp. 169–207.
- Buragohain C and Suri S (2009) Quantiles on streams. In: *Encyclopedia of Database Systems*. Springer, pp. 2235–2240.
- Caillaud C and Guegan D (2005) Empirical estimation of tail dependence using copulas: application to Asian markets. *Quantitative Finance* 5(5): 489–501.
- Charpentier A, Fermanian JD and Scaillet O (2007) *The estimation of copulas: Theory and practice*.
- Cormode G, Korn F, Muthukrishnan S and Srivastava D (2005) Effective computation of biased quantiles over data streams. In: *Data Engineering, 2005. ICDE 2005. Proceedings. 21st International Conference on*. IEEE, pp. 20–31.
- Deheuvels P (1980) Non parametric tests of independence. In: *Statistique non paramétrique asymptotique*. Springer, pp. 95–107.
- Frahm G, Junker M and Schmidt R (2005) Estimating the tail-dependence coefficient: properties and pitfalls. *Insurance: mathematics and Economics* 37(1): 80–100.
- Gama J (2010) *Knowledge discovery from data streams*. Chapman and Hall/CRC.
- Greenwald M and Khanna S (2001) Space-efficient online computation of quantile summaries. In: *ACM SIGMOD Record*, volume 30. ACM, pp. 58–66.
- Gregory A (2018) A streaming algorithm for bivariate empirical copulas. *Computational Statistics and Data Analysis*. DOI:<https://doi.org/10.1016/j.csda.2019.01.015>.
- Hershberger J, Shrivastava N, Suri S and Tóth CD (2004) Adaptive spatial partitioning for multidimensional data streams. In: *International Symposium on Algorithms and Computation*. Springer, pp. 522–533.
- Lall A (2015) Data streaming algorithms for the Kolmogorov-Smirnov test. In: *Big Data (Big Data), 2015 IEEE International Conference on*. IEEE, pp. 95–104.
- Ma Y, Genton MG and Parzen E (2011) Asymptotic properties of sample quantiles of discrete distributions. *Annals of the Institute of Statistical Mathematics* 63(2): 227–243.
- Poulin A, Huard D, Favre AC and Pugin S (2007) Importance of tail dependence in bivariate frequency analysis. *Journal of Hydrologic Engineering* 12(4): 394–403.
- Reboredo JC (2011) How do crude oil prices co-move?: A copula approach. *Energy Economics* 33(5): 948–955.
- Rodriguez JC (2007) Measuring financial contagion: A copula approach. *Journal of empirical finance* 14(3): 401–423.