

SYNTHESIS FOR CONTROLLABILITY AND OBSERVABILITY OF LOGICAL CONTROL NETWORKS

KUIZE ZHANG^{1,2} AND KARL HENRIK JOHANSSON¹

ABSTRACT. Finite-state systems have applications in systems biology, formal verification and synthesis problems of infinite-state (hybrid) systems, etc. As deterministic finite-state systems, logical control networks (LCNs) consist of a finite number of nodes which can be in a finite number of states and update their states. In this paper, we investigate the synthesis problem for controllability and observability of LCNs by state feedback under the semitensor product framework. We show that state feedback can never enforce controllability of an LCN, but sometimes can enforce its observability. We prove that for an LCN Σ and another LCN Σ' obtained by feeding a state-feedback controller into Σ , (1) if Σ is controllable, then Σ' can be either controllable or not; (2) if Σ is not controllable, then Σ' is not controllable either; (3) if Σ is observable, then Σ' can be either observable or not; (4) if Σ is not observable, Σ' can also be observable or not. We also prove that if an unobservable LCN can be synthesized to be observable by state feedback, then it can also be synthesized to be observable by closed-loop state feedback (i.e., state feedback without any input). Furthermore, we give an upper bound for the number of closed-loop state-feedback controllers that are needed to verify whether an unobservable LCN can be synthesized to be observable by state feedback.

1. INTRODUCTION

Finite-state systems have applications in many areas such as formal verification and synthesis problems of infinite-state (hybrid) systems [Tab09, BYG17], systems biology [Aku18], etc.

As special deterministic finite-state systems such that all nodes can be only in one of two states, Boolean control networks (BCNs) were proposed to describe genetic regulatory networks [Kau69, IGH01]. In a BCN, nodes can be in one of two discrete states “1” and “0”, which represent the gene state “on” (high concentration of the protein) and “off” (low concentration), respectively. Every node updates its state according to a Boolean function of the network node states. Although a BCN is a simplified model of a genetic regulatory network, they can be used to characterize many important phenomena of biological systems, e.g., cell cycles [FNCT06], cell apoptosis [SLDV12]. Hence the study on BCNs has been paid wide attention [Kit02, AMK00, AB00, ZKF13].

A logical control network (LCN) is also a deterministic finite-state system that naturally extends a BCN in the sense of that its nodes can be in one of a finite number (but not necessarily 2) of states [ZLC11]. From the practical point of view, LCNs can be used to describe more systems than BCNs. However, under the semitensor product (STP) framework, they have the same algebraic form [ZLC11], and hence can be dealt with by using the same method. In this paper, we focus on LCNs.

In 2007, Akutsu et al. [AHCN07] proved that it is NP-hard to verify whether a BCN is controllable in the number of nodes (hence there exists no polynomial-time algorithm for determining controllability of BCNs unless $P=NP$), and pointed out that “One of the major goals of systems biology is to develop a control theory for complex biological systems”. Since then, especially since a control-theoretic framework for BCNs based on the STP of matrices (proposed by Cheng [Che01] in 2001) was established by Cheng et al. [CQ09] in 2009, the study on control problems in the area of BCNs has drawn vast attention, e.g., controllability [CQ09, ZQC10], observability [CQ09, FV13, ZZ16, LYC15], reconstructibility [FV13, ZZS16], identifiability [CZ11, ZLZ17], invertibility [ZZX15], Kalman decomposition [ZZ15], and related aspects [Li16, WS18, GZW⁺18, LCW18, LW13]. Although some of these results are based on an algebraic method [LYC15], finite automata [ZZ16, ZZS16], graph theory [FV13], and symbolic dynamics [ZZX15], most of them are mainly based on

the STP framework. Besides, as a powerful tool, the STP has been applied to many fields, e.g., symmetry of dynamical systems [CYX07], differential geometry and Lie algebras [CZ03], finite games [Che14, CQL17, Zha17], engineering problems [SWS17, ZW18].

Among many control properties, *controllability* and *observability* are the most fundamental ones. The former implies that an arbitrary given state of a system can be steered to an arbitrary given state by some input sequence. The latter implies that the initial state can be determined by a sufficiently long input sequence and the corresponding output sequence. The importance of controllability of BCNs can be found in [AHCN07] and observability in [SLDV12], etc. Lack of these properties makes a system lose many good behaviors. So, it is important to investigate how to enforce controllability and observability.

Since the verification problem for controllability or observability of (infinite-state) hybrid systems is rather difficult and it is possible that both properties are undecidable, if one can construct an LCN as a finite abstraction that (bi)simulates a given hybrid system in the sense of preserving controllability or observability, then one can verify controllability or observability for the hybrid system by verifying the LCN. An attempt of using a similar scheme to verify opacity of (infinite-state) transition systems can be found in [ZZ]. Related results on using finite abstractions to do verification or synthesis for infinite-state systems can be found in [ZEM⁺14, CAB16], etc.

As for the synthesis problem, it is known that for linear control systems, controllability is not affected by state feedback, but observability may be affected by state feedback. However, both properties may be affected by state feedback for nonlinear control systems and hybrid systems. Again by using a simulation-based method, if one can construct an LCN as a finite abstraction that (bi)simulates a given unobservable hybrid system in the sense of preserving observability, then one can first try to find a state-feedback controller to make the obtained unobservable LCN observable, and then refine the obtained controller into the original hybrid system so as to make the original hybrid system observable. Here we do not mention controllability because in the sequel we will prove that state feedback will not enforce controllability for LCNs. That is, if an LCN is not controllable, then no state-feedback controller can make it controllable.

The main contributions of this paper are as follows: Let Σ be an LCN and Σ' an LCN obtained by feeding a state-feedback controller into Σ .

- (1) We prove that state feedback will not enforce controllability of LCNs. In detail, if Σ is controllable, then Σ' can be either controllable or uncontrollable; if Σ is uncontrollable, then Σ' can only be uncontrollable.
- (2) We prove that state feedback sometimes can enforce observability of LCNs. If Σ is observable, then Σ' can be either observable or unobservable; if Σ is unobservable, then Σ' can also be either observable or unobservable.
- (3) We prove that if an unobservable Σ can be synthesized to be observable by state feedback, then it can also be synthesized to be observable by closed-loop state feedback. This result yields an algorithm for verifying whether an unobservable LCN can be synthesized to be observable by state feedback, since there are finitely many closed-loop state-feedback controllers (although there are infinitely many state-feedback controllers).
- (4) We also obtain an upper bound for the number of closed-loop state-feedback controllers that are needed to put into an unobservable LCN Σ to check whether Σ can be synthesized to be observable by state feedback.

The remainder of this paper is organized as follows. Section 2 introduces preliminaries of the paper, i.e., LCNs with their algebraic form under the STP framework, basic verification methods for controllability and observability of LCNs. Section 3 presents the main results of the paper: state feedback cannot enforce controllability of LCNs, but can enforce their observability, and how to enforce observability. Section 4 is a short conclusion.

2. PRELIMINARIES

2.1. The semitensor product of matrices. The following notations are necessary in this paper.

- 2^A : power set of set A
- \mathbb{Z}_+ : set of positive integers
- \mathbb{N} : set of natural numbers
- $\mathbb{R}_{\geq 0}$: set of nonnegative real numbers
- \mathbb{R}^n : set of n -length real column vectors
- $\mathbb{R}^{m \times n}$: set of real $m \times n$ real matrices
- Δ_k : set $\{0, \frac{1}{k-1}, \dots, 1\}$
- δ_n^i : i -th column of the identity matrix I_n
- $\mathbf{1}_k$: $\sum_{i=1}^k \delta_k^i$
- Δ_n : set $\{\delta_n^1, \dots, \delta_n^n\}$ ($\Delta := \Delta_2$)
- $[m, n]$: $\{m, m+1, \dots, n\}$, where $m, n \in \mathbb{N}$ and $m \leq n$
- $\delta_n[i_1, \dots, i_s]$: logical matrix $[\delta_n^{i_1}, \dots, \delta_n^{i_s}]$, where $i_1, \dots, i_s \in [1, n]$
- $\mathcal{L}_{n \times s}$: set of $n \times s$ logical matrices
- $\text{Col}_i(A)$: i -th column of matrix A
- $\text{Col}(A)$: set of columns of matrix A
- A^T : transpose of matrix A
- $|A|$: cardinality of set A
- $\text{im}(A)$: image space of matrix A
- $A_1 \oplus A_2 \oplus \dots \oplus A_n$:
$$\begin{bmatrix} A_1 & 0 & \cdots & 0 \\ 0 & A_2 & \cdots & 0 \\ \vdots & \vdots & \ddots & \vdots \\ 0 & 0 & \cdots & A_n \end{bmatrix}$$

Definition 2.1 ([CQL11]). Let $A \in \mathbb{R}^{m \times n}$, $B \in \mathbb{R}^{p \times q}$, and $\alpha = \text{lcm}(n, p)$ be the least common multiple of n and p . The STP of A and B is defined as

$$A \ltimes B = (A \otimes I_{\frac{\alpha}{n}}) (B \otimes I_{\frac{\alpha}{p}}),$$

where \otimes denotes the Kronecker product.

From this definition, it is easy to see that the conventional product of matrices is a particular case of the STP, since if $n = p$ then $A \ltimes B = AB$. Since the STP keeps most properties of the conventional product [CQL11], e.g., the associative law, the distributive law, etc., we usually omit the symbol “ \ltimes ” hereinafter.

2.2. Logical control networks and their algebraic form. In this paper, we investigate the following LCN with n state nodes, m input nodes, and q output nodes:

$$\begin{aligned} x_1(t+1) &= f_1(x_1(t), \dots, x_n(t), u_1(t), \dots, u_m(t)), \\ x_2(t+1) &= f_2(x_1(t), \dots, x_n(t), u_1(t), \dots, u_m(t)), \\ &\vdots \\ x_n(t+1) &= f_n(x_1(t), \dots, x_n(t), u_1(t), \dots, u_m(t)), \\ y_1(t) &= h_1(x_1(t), \dots, x_n(t)), \\ y_2(t) &= h_2(x_1(t), \dots, x_n(t)), \\ &\vdots \\ y_q(t) &= h_q(x_1(t), \dots, x_n(t)), \end{aligned} \tag{1}$$

where $t \in \mathbb{N}$ denote discrete time steps; $x_i(t) \in \Delta_{n_i}$, $u_j(t) \in \Delta_{m_j}$, and $y_k(t) \in \Delta_{q_k}$ denote values of state node x_i , input node u_j , and output node y_k at time step t , respectively, $i \in [1, n]$, $j \in [1, m]$, $k \in [1, q]$; $\prod_{i=1}^n n_i =: N$; $\prod_{j=1}^m m_j =: M$; $\prod_{k=1}^q q_k =: Q$; $f_i : \Delta_{MN} \rightarrow \Delta_{n_i}$ and $h_k : \Delta_N \rightarrow \Delta_{q_k}$ are mappings, $i \in [1, n]$, $k \in [1, q]$.

When $n_1 = \dots = n_n = m_1 = \dots = m_m = q_1 = \dots = q_q = 2$, Eqn. (1) reduces to a BCN.

Eqn. (1) can be represented in the compact form

$$\begin{aligned} x(t+1) &= f(x(t), u(t)), \\ y(t) &= h(x(t)), \end{aligned} \quad (2)$$

where $t \in \mathbb{N}$; $x(t) \in \Delta_N$, $u(t) \in \Delta_M$, and $y(t) \in \Delta_Q$ stand for the state, input, and output of the LCN at time step t ; $f : \Delta_{NM} \rightarrow \Delta_N$ and $h : \Delta_N \rightarrow \Delta_Q$ are mappings.

Next we give the algebraic form of (2) under the STP framework, the detailed transformation can be found in [CQL11]. For each $n \in \mathbb{Z}_+$ greater than 1, we identify $\delta_n^i \sim \frac{n-i}{n-1}$, $i \in [1, n]$. Then Eqn. (2) can be represented as

$$\begin{aligned} \tilde{x}(t+1) &= L\tilde{x}(t)\tilde{u}(t) = [L_1, \dots, L_N]\tilde{x}(t)\tilde{u}(t), \\ \tilde{y}(t) &= H\tilde{x}(t), \end{aligned} \quad (3)$$

where $t \in \mathbb{N}$; $\tilde{x}(t) \in \Delta_N$, $\tilde{u}(t) \in \Delta_M$, $\tilde{y}(t) \in \Delta_Q$; $L \in \mathcal{L}_{N \times NM}$ and $H \in \mathcal{L}_{Q \times N}$ are called the *structure matrices*, $L_i \in \mathcal{L}_{N \times M}$, $i \in [1, N]$.

2.3. Preliminaries for controllability. In this subsection we briefly introduce a controllability test criterion. Consider the *state transition graph* $(\mathcal{V}, \text{End})$ of LCN (3), where $\mathcal{V} = \Delta_N$ is the vertex set, the edge set $\text{End} \subset \mathcal{V} \times \mathcal{V}$ is defined as follows: for all states δ_N^i and δ_N^j , where $i, j \in [1, N]$, $(\delta_N^i, \delta_N^j) \in \text{End}$ (i.e., there exists an edge from δ_N^i to δ_N^j) if and only if there exists an input δ_M^l with $l \in [1, M]$ such that $\delta_N^j = L\delta_N^i\delta_M^l$.

By Proposition A.2, the adjacent matrix of the state transition graph of LCN (3) is $LW_{[M, N]}\mathbf{1}_M =: \mathcal{A} = (a_{ij})_{i, j \in [1, N]} \in \mathbb{R}^{N \times N}$, where $a_{ij} > 0$ if and only if $(\delta_N^j, \delta_N^i) \in \text{End}$. The matrix \mathcal{A} can be obtained by Eqn. (3) as

$$L\tilde{x}(t)\tilde{u}(t) = LW_{[M, N]}\tilde{u}(t)\tilde{x}(t) \quad (4)$$

when \tilde{u} runs all over Δ_M .

Definition 2.2 ([ZQC10]). *An LCN (3) is called controllable if for all states $x_0, x_d \in \Delta_N$, if $x(0) = x_0$, then $x(l) = x_d$ for some $l \in \mathbb{Z}_+$ and some input sequence $u(0)u(1) \dots u(l-1)$, where $u(j) \in \Delta_M$, $j = 0, 1, \dots, l-1$. An LCN is called uncontrollable if it is not controllable.*

By an observation to the state transition graph, we see the following result.

Proposition 2.3. *An LCN (3) is controllable if and only if its state transition graph is strongly connected, i.e., for all vertices v_1 and v_2 , there exists a path from v_1 to v_2 .*

Example 2.4. *Consider the following BCN*

$$x(t+1) = Lx(t)u(t), \quad (5)$$

where $L = \delta_4[1, 1, 1, 1, 1, 2, 1, 2, 3, 3, 1, 1, 3, 4, 1, 2]$, $t \in \mathbb{N}$, $x(t), u(t) \in \Delta_4$.

The adjacent matrix of its state transition graph is

$$\mathcal{A} = \begin{bmatrix} 4 & 2 & 2 & 1 \\ 0 & 2 & 0 & 1 \\ 0 & 0 & 2 & 1 \\ 0 & 0 & 0 & 1 \end{bmatrix}.$$

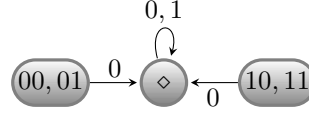


FIGURE 1. Observability graph of BCN (6).

One sees that in the state transition graph of (5), there exists no path from δ_4^3 to δ_4^2 , hence (5) is not controllable.

2.4. Preliminaries for observability. In [ZZ16], four types of observability were characterized for BCNs. In this paper, we are particularly interested in the linear type (first characterized in [FV13]), as if an LCN satisfies this observability property, it is very easy to recover the initial state by using an input sequence and the corresponding output sequence. Note that all results in [ZZ16] can be trivially extended to LCNs.

Definition 2.5. An LCN (2) is called *observable* if for all different initial states $x(0), x'(0) \in \Delta_N$, for each input sequence $u(0)u(1)\dots$, the corresponding output sequences $y(0)y(1)\dots$ and $y'(0)y'(1)\dots$ are different. An LCN is called *unobservable* if it is not observable.

We use a graph-theoretic method proposed in [ZZ16] to verify observability in what follows.

Definition 2.6. Consider an LCN (2). A triple $\mathcal{G}_o = (\mathcal{V}, \text{End}, \mathcal{W})$ is called its *observability graph* if \mathcal{V} (elements of \mathcal{V} are called *vertices*) equals $\{\{x, x'\} \in \Delta_N \times \Delta_N \mid h(x) = h(x')\}^1$, End (elements of End are called *edges*) equals $\{(\{x_1, x'_1\}, \{x_2, x'_2\}) \in \mathcal{V} \times \mathcal{V} \mid \text{there exists } u \in \Delta_M \text{ such that } f(x_1, u) = x_2 \text{ and } f(x'_1, u) = x'_2, \text{ or, } f(x_1, u) = x'_2 \text{ and } f(x'_1, u) = x_2\} \subset \mathcal{V} \times \mathcal{V}$, and the weight function $\mathcal{W} : \text{End} \rightarrow 2^{\Delta_M}$ assigns to each edge $(\{x_1, x'_1\}, \{x_2, x'_2\}) \in \text{End}$ a set $\{u \in \Delta_M \mid f(x_1, u) = x_2 \text{ and } f(x'_1, u) = x'_2, \text{ or, } f(x_1, u) = x'_2 \text{ and } f(x'_1, u) = x_2\}$ of inputs. A vertex $\{x, x'\}$ is called *diagonal* if $x = x'$, and called *non-diagonal* otherwise.

Proposition 2.7 ([ZZ16]). An LCN (2) is not observable if and only if its observability graph has a non-diagonal vertex v and a cycle C such that there is a path from v to a vertex of C .

The *diagonal subgraph* of an observability graph is defined by all diagonal vertices of the observability graph and all edges between them. Similarly, the *non-diagonal subgraph* is defined by all non-diagonal vertices and all edges between them. Since in the diagonal subgraph, there must exist a cycle and each vertex will go to a cycle, we will denote the subgraph briefly by a symbol \diamond when drawing an observability graph. Hence if there exists an edge from a non-diagonal vertex to a diagonal vertex, then the LCN is not observable.

Example 2.8 ([ZJ18]). Consider the following BCN

$$\begin{aligned} x_1(t+1) &= x_2(t) \wedge u(t), \\ x_2(t+1) &= \neg x_1(t) \vee u(t), \\ y(t) &= x_1(t), \end{aligned} \tag{6}$$

where $t = 0, 1, \dots$; $x_1(t), x_2(t), u(t), y(t)$ are Boolean variables (1 or 0); \wedge, \vee , and \neg denote AND, OR, and NOT, respectively. The LCN is not observable (see Fig. 1) by Proposition 2.7.

3. MAIN RESULTS

In this section, we show our main results, i.e., the synthesis problem for controllability and observability of LCN (2) (or its algebraic form (3)) based on state feedback. Next we show the form of state-feedback LCNs.

¹vertices are unordered state pairs, i.e., $\{x, x'\} = \{x', x\}$.

3.1. State-feedback logical control networks. Consider an LCN (2). Let a *state-feedback controller* be

$$u(t) = g(x(t), v(t)), \quad (7)$$

where $v(t) \in \Delta_P$, $P = \prod_{l=1}^p p_l$ with each $p_l \in \mathbb{N}$ greater than 1 (corresponding to l new input nodes); or $P = 1$, which means that there is only one constant input; $g : \Delta_{NP} \rightarrow \Delta_M$ is a mapping. Equivalently, for an LCN (3), we can set a state-feedback controller to be

$$\tilde{u}(t) = G\tilde{x}(t)\tilde{v}(t) = [G_1, \dots, G_N]\tilde{x}(t)\tilde{v}(t), \quad (8)$$

where $\tilde{v}(t) \in \Delta_P$, $G \in \mathcal{L}_{M \times NP}$ is called the structure matrix, $G_i \in \mathcal{L}_{M \times P}$, $i \in [1, N]$.

In particular, when $P = 1$, a state-feedback controller is called *closed-loop*. Here the state-feedback controller in the case of $P = 1$ is called closed-loop, because after substituting such a state-feedback controller into an LCN, we will obtain a state-feedback LCN the updating of whose states does not depend on any input (see Proposition 3.1). When $P = 1$ and g is the identity mapping, a state-feedback controller will not change the original LCN, and hence will not change controllability or observability of the LCN.

Substituting (7) into (2), we obtain a state-feedback LCN as

$$\begin{aligned} x(t+1) &= f(x(t), g(x(t), v(t))), \\ y(t) &= h(x(t)). \end{aligned} \quad (9)$$

Putting (8) into (3), we obtain the algebraic form of the state-feedback LCN (9) as

$$\begin{aligned} \tilde{x}(t+1) &= L\tilde{x}(t)G\tilde{x}(t)\tilde{v}(t), \\ \tilde{y}(t) &= H\tilde{x}(t). \end{aligned} \quad (10)$$

Proposition 3.1. *Eqn (10) is equivalent to*

$$\begin{aligned} \tilde{x}(t+1) &= [L_1G_1, \dots, L_NG_N]\tilde{x}(t)\tilde{v}(t), \\ \tilde{y}(t) &= H\tilde{x}(t). \end{aligned} \quad (11)$$

Proof By Propositions A.4 and A.5, (10) can be rewritten as

$$\begin{aligned} \tilde{x}(t+1) &= L\tilde{x}(t)G\tilde{x}(t)\tilde{v}(t) \\ &= L(I_N \otimes G)M_{N_r}\tilde{x}(t)v(t) \\ &= L \begin{bmatrix} G & & \\ & \ddots & \\ & & G \end{bmatrix} \left(\begin{bmatrix} \delta_N^1 & & \\ & \ddots & \\ & & \delta_N^N \end{bmatrix} \otimes I_P \right) \tilde{x}(t)\tilde{v}(t) \\ &= L \begin{bmatrix} G & & \\ & \ddots & \\ & & G \end{bmatrix} \begin{bmatrix} \delta_N^1 \otimes I_P & & \\ & \ddots & \\ & & \delta_N^N \otimes I_P \end{bmatrix} \tilde{x}(t)\tilde{v}(t) \\ &= L \begin{bmatrix} G(\delta_N^1 \otimes I_P) & & \\ & \ddots & \\ & & G(\delta_N^N \otimes I_P) \end{bmatrix} \tilde{x}(t)\tilde{v}(t) \\ &= [L_1, \dots, L_N] \begin{bmatrix} G_1 & & \\ & \ddots & \\ & & G_N \end{bmatrix} \tilde{x}(t)\tilde{v}(t) \\ &= [L_1G_1, \dots, L_NG_N]\tilde{x}(t)\tilde{v}(t). \end{aligned}$$

□

Consider a newly obtained LCN (11), if $P = 1$ (i.e., a state-feedback controller (8) is closed-loop), then the corresponding structure matrix $[L_1 G_1, \dots, L_N G_N]$ is square. However, generally the structure matrix is not necessarily square, hence the updating of states generally depends on the input $\tilde{v}(t)$.

3.2. Synthesis for controllability. In this subsection we characterize whether state feedback can enforce controllability of an LCN. Unfortunately, we will show that a state-feedback controller may make a controllable LCN uncontrollable, but never makes an uncontrollable LCN controllable.

Proposition 3.2. *Consider an LCN (3) and a state-feedback controller (8). The adjacent matrices of the state transition graphs of (3) and the corresponding state-feedback LCN (11) are*

$$\begin{aligned}\mathcal{A} &= [L_1 \mathbf{1}_M, \dots, L_N \mathbf{1}_M] \text{ and} \\ \mathcal{A}' &= [L_1 G_1 \mathbf{1}_P, \dots, L_N G_N \mathbf{1}_P],\end{aligned}$$

respectively.

Proof Consider (3). Denote $L_i = [l_1^i, \dots, l_M^i]$, $i \in [1, N]$. The adjacent matrix \mathcal{A} of its state transition graph is

$$\begin{aligned}\mathcal{A} &= L W_{[M, N]} \mathbf{1}_M \\ &= [L_1, \dots, L_N] W_{[M, N]} \mathbf{1}_M \\ &= [l_1^1, \dots, l_M^1, l_1^2, \dots, l_M^2, \dots, l_1^N, \dots, l_M^N] W_{[M, N]} \mathbf{1}_M \\ &= [l_1^1, \dots, l_1^N, l_2^1, \dots, l_2^N, \dots, l_M^1, \dots, l_M^N] \mathbf{1}_M \\ &= \left[\sum_{i=1}^M l_i^1, \dots, \sum_{i=1}^M l_i^N \right] \\ &= [L_1 \mathbf{1}_M, \dots, L_N \mathbf{1}_M].\end{aligned}\tag{12}$$

Similarly we have the adjacent matrix \mathcal{A}' of the state transition graph of (11) is

$$\mathcal{A}' = [L_1 G_1 \mathbf{1}_P, \dots, L_N G_N \mathbf{1}_P].\tag{13}$$

□

Theorem 3.3. *Consider an LCN (3) and a state-feedback controller (8). If (3) is not controllable, then the corresponding state-feedback LCN (11) is not controllable either.*

Proof Observe that in the adjacent matrices (12) and (13) of the state transition graphs of LCN (3) and the corresponding state-feedback LCN (11), for each $i \in [1, N]$, $L_i G_i$ is obtained by rearranging several of columns of L_i (repeated use of columns of L_i is permitted), then $\text{Col}(L_i G_i) \subset \text{Col}(L_i)$. Hence for all $i, j \in [1, N]$, if the j -th entry of $L_i G_i \mathbf{1}_P$ is greater than 0, then the j -th entry of $L_i \mathbf{1}_M$ is also greater than 0. Hence although the two state transition graphs share the same vertex set, the edge set of the state transition graph for (11) is a subset of that of the state transition graph for (3).

Assume that an LCN (3) is not controllable. Then in its state transition graph, there exist states δ_N^k and δ_N^l such that there exists no path from δ_N^k to δ_N^l by Proposition 2.3. Hence in the state transition graph of (11), one also has that there exists no path from δ_N^k to δ_N^l . That is, (11) is not controllable by Proposition 2.3. □

Example 3.4. *We give an example to show that a state-feedback controller can make a controllable LCN uncontrollable. Consider the following BCN*

$$x(t+1) = Lx(t)u(t),\tag{14}$$

where $L = \delta_4[2, 2, 1, 3, 4, 4, 2, 2]$, $t \in \mathbb{N}$, $x(t) \in \Delta_4$, $u(t) \in \Delta$.

By Proposition 3.2, the adjacent matrix of its state transition graph is

$$\begin{bmatrix} 0 & 1 & 0 & 0 \\ 2 & 0 & 0 & 2 \\ 0 & 1 & 0 & 0 \\ 0 & 0 & 2 & 0 \end{bmatrix}.$$

It is easy to see that the graph is strongly connected, then (14) is controllable.

Substituting the state-feedback controller

$$u(t) = Gx(t)v(t), \quad (15)$$

where $G = \delta_2[1, 2, 2, 2, 1, 2, 1, 2]$, $v(t) \in \Delta$, into (14), by Proposition 3.1, we obtain the state-feedback BCN

$$x(t+1) = \tilde{L}x(t)u(t), \quad (16)$$

where $\tilde{L} = \delta_4[2, 2, 3, 3, 4, 4, 2, 2]$.

Then by Proposition 3.2, the adjacent matrix of the state transition graph of (16) is

$$\begin{bmatrix} 0 & 0 & 0 & 0 \\ 2 & 0 & 0 & 2 \\ 0 & 2 & 0 & 0 \\ 0 & 0 & 2 & 0 \end{bmatrix}.$$

The graph is not strongly connected, then by Proposition 2.3, (16) is not controllable.

Remark 3.1. Let us compare LCNs with linear control systems. It is known that state feedback will not affect controllability of linear control systems [Won85]. Consider a linear control system

$$\dot{x}(t) = Ax(t) + Bu(t), \quad (17)$$

where $A \in \mathbb{R}^{n \times n}$, $B \in \mathbb{R}^{n \times m}$, $t \in \mathbb{R}_{\geq 0}$, $x(t) \in \mathbb{R}^n$, $u(t) \in \mathbb{R}^m$. Consider state-feedback controller

$$u(t) = Fx(t) + v(t), \quad (18)$$

where $F \in \mathbb{R}^{m \times n}$, $t \in \mathbb{R}_{\geq 0}$, $v(t) \in \mathbb{R}^m$. It is well known that [Won85]

$$\langle A | \text{im}(B) \rangle = \langle A + BF | \text{im}(B) \rangle,$$

where $\langle A | \text{im}(B) \rangle = \text{im}(B) + A \text{im}(B) + \dots + A^{n-1} \text{im}(B)$ is the controllable subspace of (17), and $\langle A + BF | \text{im}(B) \rangle$ is the controllable subspace of the state-feedback linear control system $\dot{x}(t) = (A + BF)x(t) + Bv(t)$.

Hence Example 3.4 shows an essential difference between LCNs and linear control systems from the perspective of controllability.

3.3. Synthesis for observability. Unlike controllability, we next give an example to show that state feedback can enforce observability of an LCN.

Example 3.5. Consider BCN (14) with the output function

$$y(t) = \delta_2[1, 1, 1, 2]x(t). \quad (19)$$

Its observability graph is shown in Fig. 2. This graph shows that the BCN is not observable by Proposition 2.7.

Putting state-feedback controller (15) into (14), and consider the state-feedback BCN (16) with output function (19). Its observability graph is shown in Fig. 3. This graph shows that the BCN is observable also by Proposition 2.7.

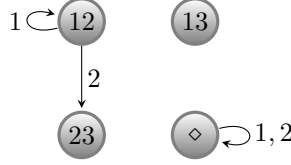


FIGURE 2. Observability graph of BCN (14) with output function (19), where number ij in a circle denotes state pair $\{\delta_4^i, \delta_4^j\}$, weight i denotes input δ_2^i .

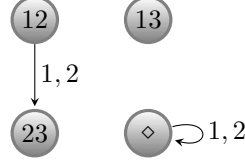


FIGURE 3. Observability graph of BCN (16) with output function (19).

Remark 3.2. Different from controllability, it is known that observability of linear control systems can be affected by state feedback. Consider system $\dot{x}_1(t) = x_2(t) + u(t)$, $\dot{x}_2(t) = x_2(t)$, $y(t) = x_1(t)$. This system is observable, because its observability matrix I_2 has rank 2. However, if we put state-feedback controller $u(t) = v(t) - x_2(t)$ into the system, we obtain an unobservable system, where its observability matrix $\begin{bmatrix} 1 & 0 \\ 0 & 0 \end{bmatrix}$ has rank 1. By these two systems, one sees that state feedback can make an observable linear control system unobservable, and also can make an unobservable system observable.

Next we show that a state-feedback controller can make an observable LCN unobservable.

Example 3.6. Consider the LCN

$$\begin{aligned} x(t+1) &= \delta_3[1, 3, 3, 2, 1, 1]x(t)u(t), \\ y(t) &= \delta_2[1, 1, 2]x(t), \end{aligned} \quad (20)$$

where $t \in \mathbb{N}$, $x(t) \in \Delta_3$, $u(t), y(t) \in \Delta$.

The observability graph of (20) consists of vertex $\{\delta_3^1, \delta_3^2\}$ and the diagonal subgraph. Then by Proposition 2.7, the BCN is observable.

Putting state-feedback controller

$$u(t) = \delta_2[1, 2, 1]x(t)$$

into (20), by Proposition 3.1, we obtain a state-feedback LCN

$$\begin{aligned} x(t+1) &= \delta_3[1, 2, 1]x(t), \\ y(t) &= \delta_2[1, 1, 2]x(t). \end{aligned} \quad (21)$$

There is a self-loop on vertex $\{\delta_3^1, \delta_3^2\}$ in the observability graph of (21), then by Proposition 2.7, (21) is not observable.

Next we show that there exists an unobservable LCN such that no state-feedback controller can make it observable.

Example 3.7. Consider the BCN

$$x(t+1) = Lx(t)u(t), \quad (22)$$

where $L = \delta_4[1, 1, 1, 1, 1, 1, 2, 3]$, $t \in \mathbb{N}$, $x(t) \in \Delta_4$, $u(t) \in \Delta$.

By Proposition 2.7, the BCN with output function (19) is not observable, since there exists a path $\{\delta_4^1, \delta_4^2\} \xrightarrow{\delta_2^1} \{\delta_4^1, \delta_4^1\} \xrightarrow{\delta_4^1} \{\delta_4^1, \delta_4^1\}$ in its observability graph.

Putting an arbitrary state-feedback controller $u(t) = Gx(t)v(t)$, where $G \in \mathcal{L}_{2 \times 4P}$, $v(t) \in \Delta_P$, P is an arbitrary positive integer, into (22), by Proposition 3.1, we obtain state-feedback LCN

$$x(t+1) = [\delta_4^1 \otimes \mathbf{1}_P^T, \delta_4^1 \otimes \mathbf{1}_P^T, \delta_4^1 \otimes \mathbf{1}_P^T, L_4 G_4] x(t) u(t), \quad (23)$$

where $L_4 G_4 = \delta_4[i_1, \dots, i_P]$, $i_1, \dots, i_P \in [2, 3]$.

The observability graph of (23) with output function (19) contains a path $\{\delta_4^1, \delta_4^2\} \xrightarrow{\delta_P^1} \{\delta_4^1, \delta_4^1\} \xrightarrow{\delta_P^1} \{\delta_4^1, \delta_4^1\}$, then the LCN is not observable by Proposition 2.7.

Based on the above discussion, we know that state feedback sometimes can enforce observability of an LCN, sometimes cannot. Next we study when state feedback can enforce observability.

The following main result shows that in order to test whether an unobservable LCN can be synthesized to be observable by state feedback, it is enough to check whether the LCN can be synthesized to be observable by closed-loop state feedback.

Theorem 3.8. *Consider an unobservable LCN (3). If it can be synthesized to be observable by a state-feedback controller (8), then it can also be synthesized to be observable by a state-feedback controller (8) with $P = 1$ (i.e., a closed-loop one).*

Proof Assume an unobservable LCN (3) and a state-feedback controller (8) that synthesizes (3) to be observable. Then by Proposition 2.7, in the observability graph \mathcal{G} of the corresponding state-feedback LCN Σ obtained by (3) and (8),

$$\begin{aligned} &\text{there exists no cycle in its non-diagonal subgraph,} \\ &\text{and there exists no edge from any non-diagonal vertex to any diagonal vertex.} \end{aligned} \quad (24)$$

Now consider the structure matrix $G = [G_1, \dots, G_N]$ of (8), we choose a new closed-loop state-feedback controller

$$\tilde{u}(t) = [\text{Col}_i(G_1), \dots, \text{Col}_i(G_N)] \tilde{x}(t), \quad (25)$$

where $i \in [1, P]$ is arbitrarily given, and consider the observability graph \mathcal{G}' of the state-feedback LCN Σ' obtained by (3) and (25).

It can be seen that the vertex sets of \mathcal{G} and \mathcal{G}' coincide, since Σ and Σ' have the same output function. One also sees that for every two vertices v and v' in the vertex set, if there exists an edge from v to v' in \mathcal{G}' , then there exists also an edge from v to v' in \mathcal{G} , i.e., the edge set of \mathcal{G}' is a subset of that of \mathcal{G} . Hence \mathcal{G}' also satisfies (24), and Σ' is also observable by Proposition 2.7. \square

Directly from Theorem 3.8, we obtain an equivalent condition (Theorem 3.9) for whether an unobservable LCN can be synthesized to be observable by state feedback. Actually, one can use Theorem 3.9 to verify whether an unobservable LCN can be synthesized to be observable by state feedback, since there are totally finitely many closed-loop state-feedback controllers. As there are infinitely many state-feedback controllers, generally one cannot directly check whether an unobservable LCN can be synthesized to be observable by state feedback.

Theorem 3.9. *Consider an unobservable LCN (3). It can be synthesized to be observable by state feedback if and only if it can also be synthesized to be observable by closed-loop state feedback.*

Remark 3.3. *In order to verify whether an unobservable LCN (3) can be synthesized to be observable by state feedback, we should put several closed-loop state-feedback controllers into the LCN, and then check whether there exists an observable state-feedback LCN. Now we analyze how many closed-loop state-feedback controllers should be put into the LCN in order to do the verification.*

Consider LCN (3), it is sufficient to put $\prod_{i=1}^N |\text{Col}(L_i)|$ closed-loop state-feedback controllers into the LCN to do the above check. It is because, in order not to do repetitive check, for every different two of the chosen closed-loop state-feedback controllers, where their structure matrices are $G_1 = [g_1^1, \dots, g_N^1]$ and $G_2 = [g_1^2, \dots, g_N^2]$, respectively, they must satisfy that

$$[L_1 g_1^1, \dots, L_N g_N^1] \neq [L_1 g_1^2, \dots, L_N g_N^2]. \quad (26)$$

On the other hand, in order not to lose any necessary check, it is sufficient to choose $\prod_{i=1}^N |\text{Col}(L_i)|$ closed-loop state-feedback controllers every different two of which satisfy (26) to do the above check.

Next we give some special conditions for whether an unobservable LCN can be synthesized to be observable by state feedback, which can be checked under much less computational cost than the equivalent condition in Theorem 3.9. In addition, using these conditions we can furthermore reduce the number (shown in Remark 3.3) of closed-loop state-feedback controllers that are needed to put into an LCN to do the above check.

Theorem 3.10. Consider an unobservable LCN (3).

- (1) If L satisfies that $L_j = L_k = \delta_N^l \otimes \mathbf{1}_M^T$ for some different $j, k \in [1, N]$ and some $l \in [1, N]$, where $H\delta_N^j = H\delta_N^k$, then the LCN cannot be synthesized to be observable by any state-feedback controller.
- (2) If there exist different $j, k \in [1, N]$ such that $L_j = \delta_N^j \otimes \mathbf{1}_M^T$ and $L_k = \delta_N^k \otimes \mathbf{1}_M^T$, or $L_j = \delta_N^k \otimes \mathbf{1}_M^T$ and $L_k = \delta_N^j \otimes \mathbf{1}_M^T$, where $H\delta_N^j = H\delta_N^k$, then the LCN cannot be synthesized to be observable by any state-feedback controller.

Proof (1): By assumption, in the observability graph of the state-feedback LCN obtained by the considered LCN and an arbitrary state-feedback controller, there exists an edge $\{\delta_N^j, \delta_N^k\} \xrightarrow{\delta_M^l} \{\delta_N^l, \delta_N^l\}$, then by Proposition 2.7, no obtained state-feedback LCN is observable.

(2): Also by assumption, in the observability graph of the state-feedback LCN obtained by the LCN and an arbitrary state-feedback controller, there exists an edge $\{\delta_N^j, \delta_N^k\} \xrightarrow{\delta_M^l} \{\delta_N^j, \delta_N^k\}$, then also by Proposition 2.7, no obtained state-feedback LCN is observable. \square

By Theorem 3.10 and the previously obtained results, we show how to furthermore reduce the number (shown in Remark 3.3) of closed-loop state-feedback controllers that are needed to put into an LCN to check whether the LCN can be synthesized to be observable by state feedback. Consider an unobservable LCN (3) and a closed-loop state-feedback controller

$$\tilde{u}(t) = G\tilde{x}(t) = [g_1, \dots, g_N]\tilde{x}(t), \quad (27)$$

where $g_i \in \mathcal{L}_{M \times 1}$, $i \in [1, N]$. Putting (27) into the unobservable LCN (3), we obtain a state-feedback LCN

$$\begin{aligned} \tilde{x}(t+1) &= [L_1 g_1, \dots, L_N g_N]\tilde{x}(t), \\ \tilde{y}(t) &= H\tilde{x}(t) \end{aligned} \quad (28)$$

by Proposition 3.1.

Denote

$$\text{Col}(H) = \{\delta_Q^{k_1}, \dots, \delta_Q^{k_\ell}\}, \quad (29)$$

where $\delta_Q^{k_1}, \dots, \delta_Q^{k_\ell}$ are pairwise different. For each $i \in [1, \ell]$, we denote

$$\begin{aligned} S_{k_i} &:= \left\{ \delta_N^j \mid j \in [1, N], H\delta_N^j = \delta_Q^{k_i} \right\}, \\ c_i &:= |S_{k_i}|, \\ S_{k_i} &:= \{\delta_N^{i_1}, \dots, \delta_N^{i_{c_i}}\}. \end{aligned} \quad (30)$$

Hence the collection of state sets $S_{k_1}, \dots, S_{k_\ell}$ partitions Δ_N .

In order to make (28) observable, we must assume that for each $i \in [1, \ell]$, for all different $j, k \in [1, N]$ satisfying $\delta_N^j, \delta_N^k \in S_{k_i}$, $L_j g_j \neq L_k g_k$. Otherwise, in the observability graph of (28), there exists an edge $\{\delta_N^j, \delta_N^k\} \rightarrow \{L_j g_j, L_k g_k\}$, where $\{\delta_N^j, \delta_N^k\}$ is a non-diagonal vertex, and $\{L_j g_j, L_k g_k\}$ is a diagonal vertex, which shows that (28) is not observable by Proposition 2.7.

Hence in order to make (28) observable, we must furthermore assume that for each $i \in [1, \ell]$, the set $\{L_j g_j | j \in [1, N], \delta_N^j \in S_{k_i}\}$ has cardinality $c_i = |S_{k_i}|$.

The above analysis yields the following result that is stronger than (1) of Theorem 3.10.

Theorem 3.11. *Given an unobservable LCN (3), if there exists $i \in [1, \ell]$ (see (29)), where $S_{k_i} = \{\delta_N^{i_1}, \dots, \delta_N^{i_{c_i}}\}$ (see (30)), satisfying for all $j_1, \dots, j_{c_i} \in [1, M]$, $|\{\text{Col}_{j_1}(L_{i_1}), \dots, \text{Col}_{j_{c_i}}(L_{i_{c_i}})\}| < c_i$, then (3) cannot be synthesized to be observable by any state-feedback controller.*

Proof Consider an arbitrary given closed-loop state-feedback controller (27) and the corresponding state-feedback LCN (28) obtained by a given unobservable LCN (3) and the given (27). By assumption, there exist $i \in [1, \ell]$ and different $\alpha, \beta \in [1, N]$ satisfying $\delta_N^\alpha, \delta_N^\beta \in S_{k_i}$ and $L_\alpha g_\alpha = L_\beta g_\beta$. Hence in the observability graph of (28), there exists an edge $\{\delta_N^\alpha, \delta_N^\beta\} \rightarrow \{L_\alpha g_\alpha, L_\beta g_\beta\}$, where $\{\delta_N^\alpha, \delta_N^\beta\}$ is a non-diagonal vertex, and $\{L_\alpha g_\alpha, L_\beta g_\beta\}$ is a diagonal vertex. By Proposition 2.7, (28) is not observable. \square

Remark 3.4. *We say that Theorem 3.11 is stronger than (1) of Theorem 3.10, because the condition in Theorem 3.10 is stronger than that of Theorem 3.11, but they have the same conclusion (the corresponding state-feedback LCNs are not observable).*

Based on these analysis, the following result holds.

Theorem 3.12. *Consider an unobservable LCN (3). In order to verify whether (3) can be synthesized to be observable by state feedback, it is sufficient to put*

$$\prod_{i=1}^{\ell} \text{Num}_i \quad (31)$$

closed-loop state-feedback controllers in the form of (27) into (3) to check whether there exists an observable state-feedback LCN, where

$$\text{Num}_i = \left| \left\{ (\alpha_{i_1}, \dots, \alpha_{i_{c_i}}) \mid \alpha_{i_k} \in \text{Col}(L_{i_k}), k \in [1, c_i], \alpha_{i_1}, \dots, \alpha_{i_{c_i}} \text{ are pairwise different} \right\} \right|, \quad (32)$$

ℓ is shown in (29), c_i and i_1, \dots, i_{c_i} are shown in (30). And in addition, for every different two of the above (31) chosen closed-loop state-feedback controllers, where their structure matrices are $G_1 = [g_1^1, \dots, g_N^1]$ and $G_2 = [g_1^2, \dots, g_N^2]$, respectively, they must satisfy that there exists $j \in [1, \ell]$ such that

$$\left[L_{j_1} g_{j_1}^1, \dots, L_{j_{c_j}} g_{j_{c_j}}^1 \right] \neq \left[L_{j_1} g_{j_1}^2, \dots, L_{j_{c_j}} g_{j_{c_j}}^2 \right]. \quad (33)$$

In addition, if (31) equals 0, then the unobservable LCN (3) cannot be synthesized to be observable by state feedback.

Proof First, observe that if (31) equals 0, then the condition in Theorem 3.11 is satisfied, and then the unobservable LCN (3) cannot be synthesized to be observable by state feedback.

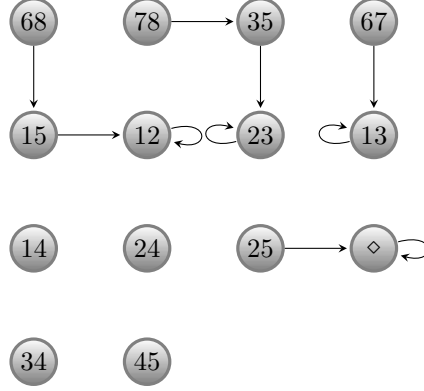
Actually, if the condition in Theorem 3.11 is not satisfied, then for all $i \in [1, \ell]$, there exist $j_1, \dots, j_{c_i} \in [1, M]$ such that

$$\left| \left\{ \text{Col}_{j_1}(L_{i_1}), \dots, \text{Col}_{j_{c_i}}(L_{i_{c_i}}) \right\} \right| = c_i,$$

which implies that

$$\left| \left\{ (\alpha_{i_1}, \dots, \alpha_{i_{c_i}}) \mid \alpha_{i_k} \in \text{Col}(L_{i_k}), k \in [1, c_i], \alpha_{i_1}, \dots, \alpha_{i_{c_i}} \text{ are pairwise different} \right\} \right| > 0, \quad (34)$$

and hence (31) does not equal 0.

FIGURE 4. Observability graph of the LCN (37), where \diamond denotes the diagonal subgraph.

Second, if (31) is greater than 0, we should find several closed-loop state-feedback controllers, and put them into (3) to check

whether there exists an observable state-feedback LCN. In order not to do repetitive check, for every different two of the chosen closed-loop state-feedback controllers, where their structure matrices are $G_1 = [g_1^1, \dots, g_N^1]$ and $G_2 = [g_1^2, \dots, g_N^2]$, respectively, they must satisfy that there exists $i \in [1, \ell]$ such that (33) holds. On the other hand, in order not to lose any necessary check, it is sufficient to choose (31) closed-loop state-feedback controllers every different two of which satisfy (33) to do the above check. \square

Remark 3.5. It is evident to see that (31) is no greater than the number $\prod_{i=1}^N |\text{Col}(L_i)|$ shown in Remark 3.3, hence Theorem 3.12 enforces the result shown in Remark 3.3.

Note that the above number (31) is obtained by avoiding the existence of an edge from a non-diagonal vertex to a diagonal vertex in the observability graph of an obtained state-feedback LCN. In addition to avoiding this, we must also avoid the existence of cycles in the non-diagonal subgraphs of the observability graphs, so the minimal number of closed-loop state-feedback controllers that are needed to do the above check is no greater than (31).

3.4. Illustrative examples.

Example 3.13. Consider the following LCN

$$\begin{aligned} x(t+1) &= \delta_8[1, 1, 2, 3, 2, 3, 1, 4, 3, 5, 7, 6, 6, 7, 8, 1, 2, 3, \\ &\quad 7, 6, 1, 2, 3, 4, 3, 4, 7, 8, 5, 6, 7, 4]x(t)u(t), \\ y(t) &= \delta_4[1, 1, 1, 1, 1, 2, 2, 2]x(t), \end{aligned} \quad (35)$$

where $t \in \mathbb{N}$, $x(t) \in \Delta_8$, $u(t), y(t) \in \Delta_4$. In the observability graph of (35), there exists a path

$$\{\delta_8^2, \delta_8^5\} \xrightarrow{\delta_4^2} \{\delta_8^3, \delta_8^3\} \xrightarrow{\delta_4^1} \{\delta_8^3, \delta_8^3\},$$

hence (35) is not observable by Proposition 2.7.

Next we try to find a closed-loop state-feedback controller

$$u(t) = \delta_4[i_1, \dots, i_8]x(t) \quad (36)$$

to make (35) observable (if exists), where $i_1, \dots, i_8 \in [1, 4]$.

We might as well choose $i_1 = \dots = i_8 = 1$ first. Putting this controller into (35), we obtain the state-feedback LCN

$$\begin{aligned} x(t+1) &= \delta_8[1, 2, 3, 6, 2, 1, 3, 5]x(t), \\ y(t) &= \delta_4[1, 1, 1, 1, 1, 2, 2, 2]x(t). \end{aligned} \quad (37)$$

The observability graph of (37) (shown in Fig. 4) implies that the LCN is not observable by Proposition 2.7.

Second, we try to alternate i_1, \dots, i_8 to make (35) observable. The basic idea guiding us to choose new i_1, \dots, i_8 is to remove all self-loops and all edges from a non-diagonal vertex to a diagonal vertex in Fig. 4. Since there exists a self-loop on vertex $\{\delta_8^1, \delta_8^2\}$ originally, we keep $i_1 = 1$ invariant, and change i_2 from 1 to 2, then the self-loop on $\{\delta_8^1, \delta_8^2\}$ is changed to an edge $\{\delta_8^1, \delta_8^2\} \rightarrow \{\delta_8^1, \delta_8^3\}$. Since there also exists a self-loop on vertex $\{\delta_8^1, \delta_8^3\}$ originally, we change i_3 to 2, then the self-loop on $\{\delta_8^1, \delta_8^3\}$ is changed to an edge $\{\delta_8^1, \delta_8^3\} \rightarrow \{\delta_8^1, \delta_8^5\}$. Now consider vertex $\{\delta_8^1, \delta_8^5\}$. Since originally $\{\delta_8^1, \delta_8^5\}$ goes to the self-loop on $\{\delta_8^1, \delta_8^5\}$, we change i_5 from 1 to 3, then there exists no edge from vertex $\{\delta_8^1, \delta_8^5\}$ to any vertex. After doing these alternations, there exists no edge from vertex $\{\delta_8^2, \delta_8^5\}$ to any vertex (originally $\{\delta_8^2, \delta_8^5\}$ goes to the diagonal subgraph), vertex $\{\delta_8^2, \delta_8^3\}$ goes to vertex $\{\delta_8^3, \delta_8^5\}$ and there exists no edge from $\{\delta_8^3, \delta_8^5\}$ to any vertex (originally there is a self-loop on vertex $\{\delta_8^2, \delta_8^3\}$).

Now we put the new closed-loop state-feedback controller

$$u(t) = \delta_4[1, 2, 2, 1, 3, 1, 1, 1]x(t) \quad (38)$$

into (35), and obtain a new state-feedback LCN

$$\begin{aligned} x(t+1) &= \delta_8[1, 3, 5, 6, 7, 1, 3, 5]x(t), \\ y(t) &= \delta_4[1, 1, 1, 1, 1, 2, 2, 2]x(t). \end{aligned} \quad (39)$$

Luckily, the observability graph of (39) (shown in Fig. 5) implies that (39) is observable by Proposition 2.7.

Hence LCN (35) can be synthesized to be observable by the closed-loop state-feedback controller (38).

Finally, let us compute the upper bounds for the numbers of closed-loop state-feedback controllers that are needed to check in order to verify whether LCN (35) can be synthesized to be observable by state feedback obtained in Remark 3.3 and Theorem 3.12.

For (35), we have

$$\text{Col}(H) = \{\delta_4^1, \delta_4^2\},$$

where we denote $i_1 = 1$ and $i_2 = 2$. Then

$$\begin{aligned} S_{k_1} &= \{\delta_8^1, \delta_8^2, \delta_8^3, \delta_8^4, \delta_8^5\}, \quad c_1 = |S_{k_1}| = 5, \\ S_{k_2} &= \{\delta_8^6, \delta_8^7, \delta_8^8\}, \quad c_2 = |S_{k_2}| = 3, \\ \text{Col}(L_1) &= \{\delta_8^1, \delta_8^2, \delta_8^3\}, \quad \text{Col}(L_2) = \{\delta_8^1, \delta_8^2, \delta_8^3, \delta_8^4\}, \\ \text{Col}(L_3) &= \{\delta_8^3, \delta_8^5, \delta_8^6, \delta_8^7\}, \quad \text{Col}(L_4) = \{\delta_8^1, \delta_8^6, \delta_8^7, \delta_8^8\}, \\ \text{Col}(L_5) &= \{\delta_8^2, \delta_8^3, \delta_8^6, \delta_8^7\}, \quad \text{Col}(L_6) = \{\delta_8^1, \delta_8^2, \delta_8^3, \delta_8^4\}, \\ \text{Col}(L_7) &= \{\delta_8^3, \delta_8^4, \delta_8^7, \delta_8^8\}, \quad \text{Col}(L_8) = \{\delta_8^4, \delta_8^5, \delta_8^6, \delta_8^7\}. \end{aligned}$$

As shown in Remark 3.3, the upper bound is

$$\prod_{i=1}^8 |\text{Col}(L_i)| = 3 * 4^7 = 49152.$$

As shown in Theorem 3.12, the corresponding upper bound (31) equals

$$\text{Num}_1 * \text{Num}_2 = 153 * 46 = 7038,$$

where Num_i 's are defined by (32).

In the above example, we are lucky that the second chosen closed-loop state-feedback controller (38) makes LCN (35) observable. If we alternate i_1, \dots, i_8 in another way, the second chosen controller may not make (35) observable. However, due to the existence of (38), we know that finally we will find a closed-loop state-feedback controller (which may be different from (38)) that makes (35) observable.

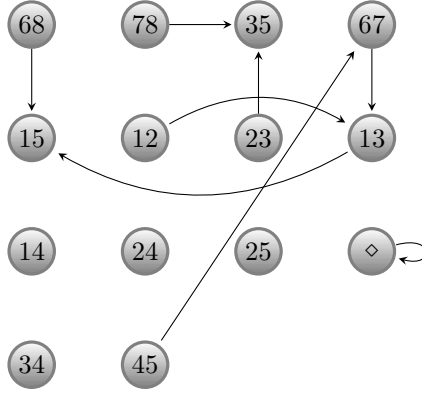


FIGURE 5. Observability graph of the LCN (39).

4. CONCLUSION

In this paper, we showed that state feedback cannot enforce controllability of a logical control network (LCN), but sometimes can enforce observability of an LCN, by using the semitensor product. We also characterized how to verify whether observability of an LCN can be enforced by state feedback. In addition, we gave an upper bound for the number of closed-loop state-feedback controllers that are needed to verify whether an unobservable LCN can be synthesized to be observable by state feedback.

In order to make the obtained results be applied to the simulation-based method for synthesizing hybrid systems over their finite abstractions introduced in the Introduction, the further work is to generalize the obtained results to nondeterministic finite-transition systems, since usually nondeterministic finite-transition systems better simulate hybrid systems. Another future topic is to find fast algorithms to verify whether observability of an unobservable LCN can be enforced by state feedback, and meanwhile find a state-feedback controller making the unobservable LCN observable if the answer is YES.

REFERENCES

- [AB00] R. Albert and A.-L. Barabási. Dynamics of complex systems: Scaling laws for the period of Boolean networks. *Phys. Rev. Lett.*, 84:5660–5663, Jun 2000.
- [AHCN07] T. Akutsu, M. Hayashida, W. K. Ching, and M. K. Ng. Control of Boolean networks: Hardness results and algorithms for tree structured networks. *Journal of Theoretical Biology*, 244(4):670–679, 2007.
- [Aku18] T. Akutsu. *Algorithms for Analysis, Inference, and Control of Boolean Networks*. World Scientific, 2018.
- [AMK00] T. Akutsu, S. Miyano, and S. Kuhara. Inferring qualitative relations in genetic networks and metabolic pathways. *Bioinformatics*, 16 (8):727–734, 2000.
- [BYG17] C. Belta, B. Yordanov, and E. A. Gol. *Formal Methods for Discrete-Time Dynamical Systems*. Springer International Publishing AG, 2017.
- [CAB16] S. Coogan, M. Arcak, and C. Belta. Finite state abstraction and formal methods for traffic flow networks. In *2016 American Control Conference (ACC)*, pages 864–879, July 2016.
- [Che01] D. Cheng. Semi-tensor product of matrices and its application to Morgen’s problem. *Science in China Series : Information Sciences*, 44(3):195–212, 2001.
- [Che14] D. Cheng. On finite potential games. *Automatica*, 50(7):1793–1801, 2014.
- [CQ09] D. Cheng and H. Qi. Controllability and observability of Boolean control networks. *Automatica*, 45(7):1659–1667, 2009.
- [CQL11] D. Cheng, H. Qi, and Z. Li. *Analysis and Control of Boolean Networks: A Semi-tensor Product Approach*. Springer-Verlag London, 2011.
- [CQL17] D. Cheng, H. Qi, and Z. Liu. From STP to game-based control. *Science China Information Sciences*, 61(1):010201, Dec 2017.
- [CYX07] D. Cheng, G. Yang, and Z. Xi. Nonlinear systems possessing linear symmetry. *International Journal of Robust and Nonlinear Control*, 17(1):51–81, 2007.

- [CZ03] D. Cheng and L. Zhang. On semi-tensor product of matrices and its applications. *Acta Mathematicae Applicatae Sinica*, 19(2):219–228, 2003.
- [CZ11] D. Cheng and Y. Zhao. Identification of Boolean control networks. *Automatica*, 47(4):702–710, 2011.
- [FNCT06] A. Fauré, A. Naldi, C. Chaouiya, and D. Thieffry. Dynamical analysis of a generic Boolean model for the control of the mammalian cell cycle. *Bioinformatics*, 22(14):e124, 2006.
- [FV13] E. Fornasini and M. E. Valcher. Observability, reconstructibility and state observers of Boolean control networks. *IEEE Transactions on Automatic Control*, 58(6):1390–1401, June 2013.
- [GZW⁺18] Y. Guo, R. Zhou, Y. Wu, W. Gui, and C. Yang. Stability and set stability in distribution of probabilistic Boolean networks. *IEEE Transactions on Automatic Control*, page on line, 2018.
- [IGH01] T. Ideker, T. Galitski, and L. Hood. A new approach to decoding life: systems biology. *Annual Review of Genomics and Human Genetics*, 2:343–372, 2001.
- [Kau69] S. A. Kauffman. Metabolic stability and epigenesis in randomly constructed genetic nets. *Journal of Theoretical Biology*, 22(3):437–467, 1969.
- [Kit02] H. Kitano. Systems biology: A brief overview. *Science*, 295:1662–1664, 2002.
- [LCW18] R. Li, T. Chu, and X. Wang. Bisimulations of Boolean control networks. *SIAM Journal on Control and Optimization*, 56(1):388–416, 2018.
- [Li16] F. Li. Pinning control design for the synchronization of two coupled Boolean networks. *IEEE Transactions on Circuits and Systems II: Express Briefs*, 63 (3):309–313, 2016.
- [LW13] H. Li and Y. Wang. Output feedback stabilization control design for Boolean control networks. *Automatica*, 49(12):3641–3645, 2013.
- [LYC15] R. Li, M. Yang, and T. Chu. Controllability and observability of Boolean networks arising from biology. *Chaos: An Interdisciplinary Journal of Nonlinear Science*, 25(2):023104–(1–15), 2015.
- [SLDV12] S. Sridharan, R. Layek, A. Datta, and J Venkatraj. Boolean modeling and fault diagnosis in oxidative stress response. *BMC Genomics*, 13(Suppl 6), S4:1–16, 2012.
- [SWS17] X. Shen, Y. Wu, and T. Shen. Logical control scheme with real-time statistical learning for residual gas fraction in IC engines. *Science China Information Sciences*, 61(1):010203, Dec 2017.
- [Tab09] P. Tabuada. *Verification and Control of Hybrid Systems: A Symbolic Approach*. Springer Publishing Company, Incorporated, 1st edition, 2009.
- [Won85] W. M. Wonham. *Linear Multivariable Control: a Geometric Approach, 3rd Ed*. Springer-Verlag New York, 1985.
- [WS18] Y. Wu and T. Shen. A finite convergence criterion for the discounted optimal control of stochastic logical networks. *IEEE Transactions on Automatic Control*, 63(1):262–268, Jan 2018.
- [ZEM⁺14] M. Zamani, P. Mohajerin Esfahani, R. Majumdar, A. Abate, and J. Lygeros. Symbolic control of stochastic systems via approximately bisimilar finite bstractions. *IEEE Transactions on Automatic Control*, 59(12):3135–3150, 2014.
- [Zha17] K. Zhang. Polynomial representation for orthogonal projections onto subspaces of finite games. In *2017 36th Chinese Control Conference (CCC)*, pages 11267–11272, July 2017.
- [ZJ18] K. Zhang and K. H. Johansson. Efficient observability verification for large-scale Boolean control networks. In *2018 37th Chinese Control Conference (CCC)*, pages 560–567, July 2018.
- [ZKF13] Y. Zhao, J. Kim, and M. Filippone. Aggregation algorithm towards large-scale Boolean network analysis. *IEEE Transactions on Automatic Control*, 58 (8):1976–1985, 2013.
- [ZLC11] Y. Zhao, Z. Li, and D. Cheng. Optimal control of logical control networks. *IEEE Transactions on Automatic Control*, 56(8):1766–1776, Aug 2011.
- [ZLZ17] Z. Zhang, T. Leifeld, and P. Zhang. Identification of Boolean control networks incorporating prior knowledge. In *2017 IEEE 56th Annual Conference on Decision and Control (CDC)*, pages 5839–5844, Dec 2017.
- [ZQC10] Y. Zhao, H. Qi, and D. Cheng. Input-state incidence matrix of Boolean control networks and its applications. *Systems & Control Letters*, 59(12):767–774, 2010.
- [ZW18] J. Zhang and Y. Wu. A stochastic logical model-based approximate solution for energy management problem of HEVs. *Science China Information Sciences*, 61(7):70207, May 2018.
- [YZY] K. Zhang, X. Yin, and M. Zamani. Opacity of nondeterministic transition systems: A (bi)simulation relation approach. *IEEE Transactions on Automatic Control*, conditionally accepted. <https://arxiv.org/abs/1802.03321>.
- [ZZ15] Y. Zou and J. Zhu. Kalman decomposition for Boolean control networks. *Automatica*, 54:65–71, 2015.
- [ZZ16] K. Zhang and L. Zhang. Observability of Boolean control networks: A unified approach based on finite automata. *IEEE Transactions on Automatic Control*, 61(9):2733–2738, Sept 2016.
- [ZZS16] K. Zhang, L. Zhang, and R. Su. A weighted pair graph representation for reconstructibility of Boolean control networks. *SIAM Journal on Control and Optimization*, 54(6):3040–3060, 2016.
- [ZZX15] K. Zhang, L. Zhang, and L. Xie. Invertibility and nonsingularity of Boolean control networks. *Automatica*, 60:155–164, 2015.

Appendices

A. CONCEPTS AND PROPERTIES RELATED TO THE STP OF MATRICES

Definition A.1. *The swap matrix, $W_{[m,n]}$, is an $mn \times mn$ matrix defined by*

$$W_{[m,n]} := [I_n \otimes \delta_m^1, I_n \otimes \delta_m^2, \dots, I_n \otimes \delta_m^m].$$

Proposition A.2 ([CQL11]). *Let $W_{[m,n]}$ be a swap matrix, $P \in \mathbb{R}^m$, and $Q \in \mathbb{R}^n$. Then*

$$W_{[m,n]}^T = W_{[m,n]}^{-1} = W_{[n,m]}, \quad (40)$$

$$W_{[m,n]} P Q = Q P, \quad (41)$$

$$P^T Q^T W_{[m,n]} = Q^T P^T. \quad (42)$$

Definition A.3. *The matrix $M_{k_r} = \delta_k^1 \oplus \dots \oplus \delta_k^k$ is called the power-reducing matrix. Particularly, we denote $M_{2_r} := M_r$.*

By definition, the following proposition holds.

Proposition A.4 ([CQL11]). *For power-reducing matrix M_{k_r} , we have*

$$P^2 = M_{k_r} P$$

for each $P \in \Delta_k$.

Proposition A.5 ([CQL11]). *Let $A \in \mathbb{R}^{m \times n}$ and $z \in \mathbb{R}^t$. Then*

$$A \ltimes z^T = z^T \ltimes (I_t \otimes A),$$

$$z \ltimes A = (I_t \otimes A) \ltimes z.$$

¹SCHOOL OF ELECTRICAL ENGINEERING AND COMPUTER SCIENCE, KTH ROYAL INSTITUTE OF TECHNOLOGY, 10044 STOCKHOLM, SWEDEN.

E-mail address: kuzhan@kth.se, kallej@kth.se

²COLLEGE OF AUTOMATION, HARBIN ENGINEERING UNIVERSITY, 150001 HARBIN, CHINA

E-mail address: zkz0017@163.com