

Neural Network for NILM Based on Operational State Change Classification

Peng Xiao, Samuel Cheng*, *Senior Member, IEEE*

Abstract—Energy disaggregation in a non-intrusive way estimates appliance level electricity consumption from a single meter that measures the whole homes electricity demand. Recently, with the ongoing increment of energy data, there are many data-driven deep learning architectures being applied to solve the non-intrusive energy disaggregation problem. However, most proposed methods try to estimate the on-off state or the power consumption of appliance, which need not only large amount of parameters, but also hyper-parameter optimization prior to training and even preprocessing of energy data for a specified appliance. In this paper, instead of estimating on-off state or power consumption, we adapt a neural network to estimate the operational state change of appliance. Our proposed solution is more feasible across various appliances and lower complexity comparing to previous methods. The simulated experiments in the low sample rate dataset REDD show the competitive performance of the designed method, with respect to other two benchmark methods, Hidden Markov Model-based and Graph Signal processing-based approaches.

Index Terms—Energy disaggregation, non-intrusive, neural networks, machine learning, operational state change.

I. INTRODUCTION

NON intrusive load monitoring (NILM) [1] represents a pure computation technique which identifying and extracting the power consumption of individual appliances from measurements of the aggregate power usage for the entire home. Comparing to using appliance-level energy monitors, NILM minimizes maintenance and installation costs of sensors. A significant application of NILM is to produce the individual electricity bills using readings from a single smart meter, which can deepen energy feedback leading to more efficient use of appliances and reduce the energy consumption.

In the last decade, with the smart energy meters have been being deployed in many countries, there is a growing number of datasets developed specifically for this research field. Thus a wide variety of artificial intelligence and machine learning techniques applied to this problem, such as Hidden Markov Model (HMM) and its variants [2], [3], [4], [5], decision tree [6], graph signal processing [7], support vector machines [8], and non-negative tensor factorization [9].

More recently, with the current breakthrough of deep neural networks in image classification [10], speech recognition [11], machine translation [12], DNN have regained their interest in

addressing the disaggregation problem. Mauch and Yang [13] exploited a generic two-layer bidirectional Recurrent Neural Network architecture featuring Long Short Term Memory [14] units in extracting single appliance profiles. In a latter work, Mauch and Yang [15] continued using a combination of discriminative and generative models in a two-stage eventless extraction of appliance profiles. Kelly and Knottenbelt [16] evaluated and compared three neural network architectures, a RNN architecture with LSTM units similar to [13], a denoising Auto-Encoder(dAE) [17], and a regression-based disaggregator which estimate the main key points of an activation cycle of the target appliance. Nascimento [18] applied three deep neural network architectures, a basic convolutional dAE, a RNN, and a ResNet-based model [19], by introducing several improvements such as redefining the loss function, exploiting batch normalization [20], and applying residual connections [19]. All these papers use synthetic data by summing all sub-meters, which limits the amount of noise as appliances not sub-metered would be excluded. He and Chai [21] applied two architectures, a convolutional dAE and an RNN, with different kernel sizes applied to parallel convolutional layers. Zhang et al. [22] simplified the objective of the dAE architecture in [16] to predict a single time instance of the target appliance profile for a given window of the aggregated power. Murray et al. [23] applied two architectures, a Convolutional Neural Network (CNN) and a bidirectional RNN featuring Gated Recurrent Units [24], to both estimates the state and the average consumption of targeted appliances. However, among these works, each disaggregation window length (and consequently the width of subsequent layers) depends on the specified appliance being monitored, which is not feasible in practical application. Said and Yang [25] applied a deep fully convolutional neural networks to estimate a variety of load categories, but the model contains large number (i.e., 44) layers which is costly computational. Additionally, Lange et al. [26] adopted a deep neural network with constrained binary and linear activation units in the last two layers that estimate the on-off activation vector of each load, however was applied on very high frequency current measurements.

Review all above works, each deep neural network is designed to disaggregate a window of aggregate power and to estimate the on-off state or the power consumption of each target appliance. In the training process, each neural network needs to use large fraction or even entire power data of several houses, and the test usually carried only in one house (and some with preprocessing), which is lack of persuasiveness. In fact, except estimating the state or the power consumption of appliance, there is an emerging field of NILM in estimating the

P. Xiao is with the Department of Computer Science and Technology, Tongji University, Shanghai, 201804 China (e-mail: phd.xiaopeng@gmail.com).

S. Cheng is with the Department of Computer Science and Technology, Tongji University, Shanghai, 201804 China and the School of Electrical and Computer Engineering, University of Oklahoma, OK 74105, USA (email: samuel.cheng@ou.edu).

* Corresponding author.

operational change of each appliance. In NILM, operational change is defined as substantial statistical change in the aggregate power measurement occurs that indicates that one or more appliances have been switched on or off, or change their operational state. After such operational change are identified, it will be classified to the predefined appliance categories. Through estimating the operational change of appliance, the state of appliance at each time instance can be determined by the sign of the power variation. Recently, the operational change estimation in NILM gains some breakthroughs by using GSP [7], but there is few research that applied deep neural network to estimate the operational change of appliance. In this work, we apply the neural network to the estimate the operational change of each appliance. And show its competitive performance through experiments and comparing to other two bench mark methods.

The main contributions of this paper are:(1) showing the neural network can perform well in estimate the operational change of appliance with a simple architecture.

(2) Our proposed solution represents a significant reduction in complexity compared to previous works [13], [15], [16], [18], [21], [22], [23], [25], [26] in estimating the state or the power consumption of appliance.

(3) Unlike previous deep architecture which need to input a window of aggregate power, our proposed solution can estimate the results at each time instance, which is more meaningful and feasibility across a variety of appliances.

(4) The training process only use small percentage of data, and the test is performed on the rest of raw dataset without any processing, which is occurs in many previous works, like balanced test data [23] and sythesis data [13], [15], [16], [18].

The rest of the paper is organized as follows. In section 2, we provide a brief introduction to artificial neural network. In section 3, we describe the NILM task and the operational state change. In section 4, we describe the architecture of the proposed neural network. Section 5 shows the experiment results of our method comparing to other two benchmark method. Conclusion and future work are discussed in section 6.

II. INTRODUCTION TO NEURAL NETWORK

An artificial neural network (ANN) is a directed graph where the nodes are artificial neurons and the edges connect each neuron, which allow information from one neuron to pass to another connected neuron (or the same neuron in a future time step). Neurons are typically arranged into layers such that each neuron in layer l connects to every neuron in layer $l+1$. Connections are weighted and it learns through changing these weights. As can be shown in Fig. 1, ANNs have an input layer and an output layer. Any layers in between are called hidden layers. The forward pass of an ANN is where information flows from the input layer, through any hidden layers, to the output. Learning (updating the weights) happens during the backwards pass.

A. Forward pass

Each artificial neuron calculates a weighted sum of its inputs, adds a learnt bias and passes this sum through an

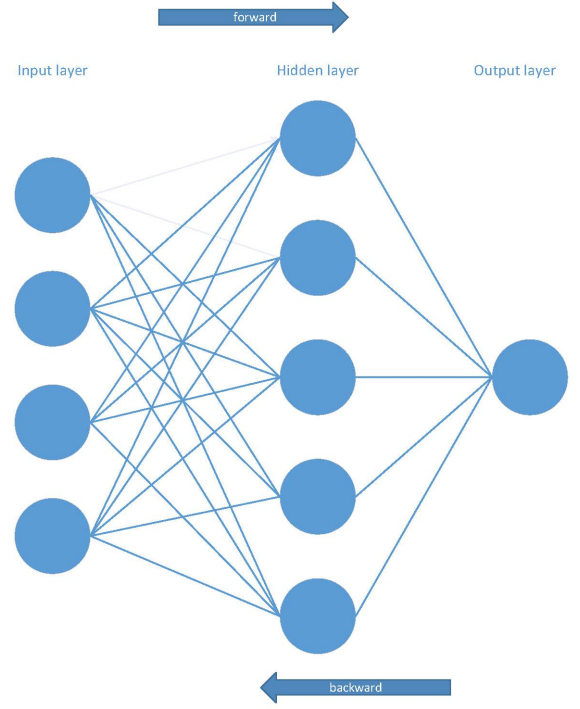


Fig. 1. A neural network architecture

activation function. Consider a neuron which receives I inputs. The value of each input is represented by input vector x . The weight on the connection from input i to neuron h is denoted by w_{ih} (w is the 'weights matrix'). The weighted sum (also called the 'network input') of the inputs into neuron h can be written $a_h = \sum_{i=1}^I x_i w_{ih}$. The network input a_h is then passed through an activation function to produce the neuron's final function θ to produce the the neurons final output b_h where $b_h = \theta(a_h)$.

B. Backwards pass

The basic idea of the backwards pass is firstly do forwards pass through the entire network to get the network's output for a specific network input. Then compute the error of the output relative to the target through the loss function. Then modify the weights in the direction which should reduce the error.

In practice, when the loss function gives a smooth error and the activation function are differentiable, we use gradient descent. The first step is to compute the gradient of the error at the position for current batch by calculating the derivative of the loss function with respect to each weight. Then we modify the weight by adding the gradient multiplied by a learning rate scalar parameter.

III. LOAD DISAGGREGATION BASED ON OPERATIONAL CHANGE

In this section, we will introduce the load disaggregation task and the operational change of each appliance.

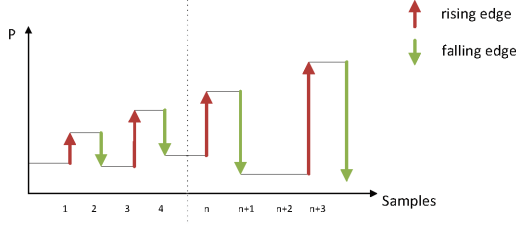


Fig. 2. An example of the operational change

A. Load disaggregation

Let \mathcal{A} be the set of all known appliances in a house and $P(t_i)$ be the measured aggregate power of the entire house measured at time t_i . Without loss of generality, in the following, we denote $P(t_i)$ as $P_i \geq 0$. Let $P_j^a \geq 0$ be the power load of appliance $a \in \mathcal{A}$ at time instance t_j . Then,

$$P_i = \sum_{a=1}^{|\mathcal{A}|} P_i^a + n_i, \quad (1)$$

where n_j is the measurement noise that not submetered. The disaggregation task is for $i = 1, \dots, T$ and $a \in \mathcal{A}$, given the P_i to estimate the P_i^a .

B. Operational change

Naturally, $\Delta P_i = P_{i+1} - P_i, i = 1, \dots, T$ and $\Delta P_i^a = P_{i+1}^a - P_i^a, i = 1, \dots, T$ respectively correspond to the variation of the aggregate power and appliance a power measured at time t_i . The classification labels of each appliance a at time t_i is denoted as s_i^a , the s_i^a is defined as following:

$$s_i^a = \begin{cases} 1, & \text{for } |\Delta P_i^a| \geq Thr_a \\ 0, & \text{for } |\Delta P_i^a| < Thr_a \end{cases} \quad (2)$$

where $Thr_a \geq 0$ is a power threshold for appliance a . Like in previous literature [7], Thr_a is set to half of difference between mean values of appliance a 's consecutive states, which is observed through training process. When s_i^a is set to 1, it means appliance a changed its operation state (e.g., switched on/off) at time t_i ; When s_i^a is set to 0, it means appliance a didn't change its operation state at time t_i . N_{pos} and N_{neg} respectively denote the number of the positive samples ($s_i^a = 1$) and negative samples ($s_i^a = 0$).

C. Detect Operational Change

As can be seen in Fig. 2, at each time sample t_i , given the ΔP_i (i.e., the rising edge or the falling edge or the horizontal line), estimate the s_i^a which show whether appliance a changed its operation state at time t_i .

IV. NEURAL NETWORK ARCHITECTURE

In the previous subsection, we have framed the operational change detection task, now we describe how we adapted neural network to solve it.

Fig. 3 show the detail architecture of the neural network. We propose a MLP (Multi Layer Perceptron) mechanism to calculate the classification labels for each appliance

a . The model consists of five layers reaching 1200 trainable parameters. Specifically, given the variation of the aggregate power of the entire house ΔP_i at time t_i , firstly we initialize the input:

$$x^{(0)} = |\Delta P_i| \quad (3)$$

by using the absolute value of the aggregate power variation. Then, input it through the neural network, each layer includes a sequence of elementary operations shown in the figure and briefly introduced in the sequel.

Fully Connected: the linear operation of each layer defined as, with a weighted multiplication and adding a bias:

$$f(x) = W^{(d)}x^{(d-1)} + b^{(d)} \quad (4)$$

where d denote the layer number, $1 \leq d \leq D$, W^d and b^d respectively denote the weight and bias of this layer.

Tanh: is the non-linear activation function defined as

$$f(x) = \frac{\sinh(x)}{\cosh(x)} = \frac{\exp^x - \exp^{-x}}{\exp^x + \exp^{-x}} \quad (5)$$

the non-linear activation is the component which convert the linear operation to non-linear.

Batch Normalization: is a composition of two affine transformation applied to the output of each layer based on mini-batch statistic

$$f(x) = \gamma \hat{x} + \beta = \gamma \frac{x - \mu_\beta}{\sigma_\beta} + \beta \quad (6)$$

where x is the original output of a unit, μ_β and σ_β are the sample mean and standard variation of all outputs of this neuron over the mini-batch B , γ and β are two learnable parameters. The batch normalization is very important in neural network, when apply it to the neural network, the performance is improved a lot.

Softmax: is an activation function applied to the output layer of the model

$$f(x)_i = \frac{\exp^{x_i}}{\sum_{k=1}^K \exp^{x_k}} \text{ for } i = 1, \dots, K \quad (7)$$

which calculate the normalized probability distribution of a output vector, and K denotes the number of the class (in this paper, $K = 2$).

After the features are extracted through the neural network, it will be passed to the

$$p_i^a = \text{softmax}(x^{(D)}), \quad (8)$$

to calculate the likelihood probabilities $p_i^a = (p_0, p_1)$, which represents the probabilities of whether the appliance changed its state or not.

A. Loss Function

The cost for our neural network training is the negative log-likelihood:

$$J(\mathbf{p}^a, \mathbf{s}^a) = \sum_i -\log p_i^a[s_i^a] \quad (9)$$

where $[]$ is the index operate.

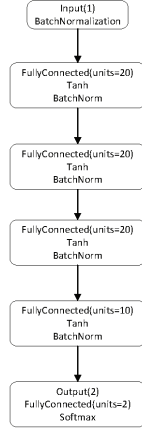


Fig. 3. The detail architecture of the proposed model

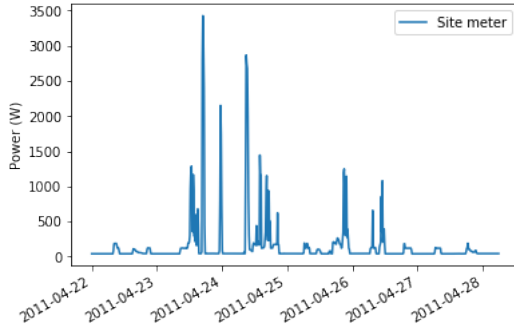


Fig. 4. A week power data of REDD House1

V. EXPERIMENT

A. Dataset

We evaluate the proposed model on the REDD dataset [27], downsampled to 1 min resolution like in [7].

REDD dataset [27] is a dataset for energy disaggregation. The dataset contains about half month power consumption from real homes in US, for the whole house as well as for each individual circuit in the house (labeled by the main type of appliance on that circuit). The main types of the appliances are: Dishwasher(DW), Refrigerator(REFR), Microwave(MW), Kitchen outlet(KO), Stove(ST), air-conditioning(AC), Electronics(EL), Wash Dryer(WD). In this experiment, we use three houses energy data: House 1, House 2, House 6. A week of of the REDD House 1 data can be seen in Fig. 4.

B. Training

We train the proposed architecture using a small part data of House1, House2, House6 in REDD, the total samples of House1, House2 and House6 are 25946, 19856, 17605 respectively. The training detail of three house are respectively shown in Table I, Table II, Table III

C. Augment positive samples

In real life, many appliances are not commonly used, such as stove, wash dryer etc., which means the positive samples is much less than the negative samples, and that will lead

TABLE I
THE TRAINING DETIALS OF HOUSE 1

Appliance	REFR	MW	DW	KO	WD
Training Samples	2000	2000	5000	2000	8000
Thresold(Watts)	150	750	210	550	1300

TABLE II
THE TRAINING DETAILS OF HOUSE 2

Appliance	REFR	MW	KO	ST
Training Samples	2000	2000	2000	4920
Thresold(Watts)	85.5	920	528	204

the model output a unbalance result (classify all to negative). N_{pos} and N_{neg} respectively denote the number of the positive samples ($s_i^a = 1$) and negative samples ($s_i^a = 0$).

In order to solve this issue, during training, we augment the positive samples in the following way:

- 1) calculate the ratio among the negative samples and positive samples in the training dataset, $\eta = N_{neg}/N_{pos}$;
- 2) determine a ratio of positive to negative α , then calculate the positive scaling factor $\sigma = \eta * \alpha$;
- 3) duplicate the positive samples by σ times, and randomly insert them into the original training dataset.

the α in this paper is set to 1:8.

D. Evaluation metrics

The evaluation metrics used are precision(PR), recall(RE) and F-Measure(F_M) [28] defined as:

$$PR = TP / (TP + FP) \quad (10)$$

$$RE = TP / (TP + FN) \quad (11)$$

$$F_M = 2 * (PR * RE) / (PR + RE), \quad (12)$$

where true positive (TP) is recorded when the state of the detected appliance was actually changed, false positive (FP) is recorded when the state of the detected appliance was not changed, and false negative(FN) indicates that the state changed appliance was not detected. Precision captures the correctness of detection, and the high Recall implies a higher percentage of appliance state changes are detected correctly.

E. Setup

We use PyTorch [29] to develop our model and optimizing the model by Adam [30] optimizer with a base learning rate $1e-4$, momentum 0.99. The data is processed by the Numpy and Pandas.

F. Results

We compare our model with two benchmark methods, HMM-based approach [2] and GSP-based approach [7]. The result is shown in Table IV, Table V, Table VI for Houses 1, 2, 6 respectively.

As can be seen from Tables IV, Table V and Table VI, our proposed solution outperforms the other two methods in

TABLE III
THE TRAINING DETAILS OF HOUSE 6

Appliance	REFR	AC	EL	KO	ST
Training Samples	2000	2000	4640	3000	3445
Threshold(Watts)	74.5	862	225	660	1700

TABLE IV
COMPARISON RESULTS OF THREE METHODS IN HOUSE 1

Appliance	REFR	MW	DW	KO	WD
F_{MNN}	0.88	0.76	0.47	0.64	0.88
F_{MGSP}	0.88	0.70	0.57	0.39	0.89
F_{MHMM}	0.97	0.50	0.13	0	0

many cases, which shows the superiority of our method in estimating the operational change of appliance. Specifically, our method significantly outperforms the HMM-based method in all appliances except the refrigerator. This is mainly due to continuous and sole operation of refrigerator, hence there is large available data for learning and improving initial HMM model. The poor performance for other appliances can be attributed to the short training period. The proposed model show better or similar performance to the GSP-based method, especially Kitchen Outlets in three houses, this is mainly due to the large fluctuations during operation. Thus the GSP-based method cannot accurately capture the appliance operation.

All the results for multi-state appliances(dishwasher in House 1) are generally worse for all three methods. This is due to the similarity between the refrigerator load and low-state of the dishwasher, so they are often 'hidden' in the baseload and noise. And multi-state appliances are not used frequently, thus it is more difficult to extract during the training phase.

Additionally, the training detail in Table I, Table II and Table III show the difference of the training condition between different kinds of appliances. Stove usually needs more training data, this is due to the fact that Stove normally have short operation time and relatively high power, thus the neural network need more data to generate the probabilistic models to capture the appliance operational state change. Electronics and Wash Dryer are not used often in common houses, so the model also need more data to learn the statistically pattern of these two appliances.

VI. CONCLUSION

This paper adapt a simple neural networks to detect the operational state change of appliance in the NILM task. Comparing to previous deep learning architecture which estimates the on-off state or power consumption, the proposed solution are low-complexity and more feasibility across variety kinds of appliance. Through the simulated experiments from three real houses in the REDD dataset comparing to other two benchmarks, we prove the neural network's competitive performance in estimating the operational change of appliance. Unlike previous deep learning architecture which is trained on large part or even entire power data of several houses, our proposed method only need a small percentage of one house

TABLE V
COMPARISON RESULTS OF THREE METHODS IN HOUSE 2

Appliance	REFR	MW	KO	ST
F_{MNN}	0.85	0.97	0.91	0.83
F_{MGSP}	0.84	0.93	0.88	0.86
F_{MHMM}	0.90	0.47	0.68	0.21

TABLE VI
COMPARISON RESULTS OF THREE METHODS IN HOUSE 6

Appliance	REFR	AC	EL	KO	ST
F_{MNN}	0.80	0.89	0.70	1	0.90
F_{MGSP}	0.77	0.88	0.66	0.88	0.92
F_{MHMM}	0.99	0.12	0.03	0	0

data to achieve a competitive performance. So the result also indicate the statistically regularity of appliance operational state change in one house, which reveal the potential of neural network in detecting the operational state change in NILM task.

In the future work, we will apply neural network to much more complex scenes. And we will try to use the time information to improve the performance on more appliances, especially the multi-state appliance.

ACKNOWLEDGMENT

This project has received funding from the European Unions Horizon 2020 research and innovation programme under the Marie Skłodowska-Curie grant agreement no. 734331 and the Fundamental Research Funds for the Central Universities no. 0800219369.

REFERENCES

- [1] G. W. Hart, "Nonintrusive appliance load monitoring," *Proceedings of the IEEE*, vol. 80, no. 12, pp. 1870–1891, 1992.
- [2] O. Parson, S. Ghosh, M. Weal, and A. Rogers, "Non-intrusive load monitoring using prior models of general appliance types," in *Twenty-sixth Aaai Conference on Artificial Intelligence*, 2012.
- [3] A. Zoha, A. Gluhak, M. A. Imran, and S. Rajasegarar, "Non-intrusive load monitoring approaches for disaggregated energy sensing: A survey," *Sensors*, vol. 12, no. 12, pp. 16 838–16 866, 2012.
- [4] H. Kim, M. Marwah, M. F. Arlitt, G. Lyon, and J. Han, "Unsupervised disaggregation of low frequency power measurements," in *Eleventh Siam International Conference on Data Mining*, 2012.
- [5] D. Egarter, V. Pathuri, and W. Elmenreich, "Paldi: Online load disaggregation via particle filtering," *IEEE Transactions on Instrumentation & Measurement*, vol. 64, no. 2, pp. 467–477, 2014.
- [6] L. Jing, G. Elafoudi, L. Stankovic, and V. Stankovic, "Non-intrusive appliance load monitoring using low-resolution smart meter data," in *IEEE International Conference on Smart Grid Communications*, 2014.
- [7] K. He, L. Stankovic, L. Jing, and V. Stankovic, "Non-intrusive load disaggregation using graph signal processing," *IEEE Transactions on Smart Grid*, vol. 9, no. 3, pp. 1739–1747, 2018.
- [8] G. Y. Lin, S. C. Lee, Y. J. Hsu, and W. R. Jih, "Applying power meters for appliance recognition on the electric panel," in *Industrial Electronics & Applications*, 2010.
- [9] M. Figueiredo, B. Ribeiro, and A. D. Almeida, "Electrical signal source separation via nonnegative tensor factorization using on site measurements in a smart home," *IEEE Transactions on Instrumentation & Measurement*, vol. 63, no. 2, pp. 364–373, 2014.
- [10] A. Krizhevsky, I. Sutskever, and G. E. Hinton, "Imagenet classification with deep convolutional neural networks," in *Advances in neural information processing systems*, 2012, pp. 1097–1105.

- [11] A. Graves and N. Jaitly, "Towards end-to-end speech recognition with recurrent neural networks," in *International Conference on Machine Learning*, 2014, pp. 1764–1772.
- [12] I. Sutskever, O. Vinyals, and Q. V. Le, "Sequence to sequence learning with neural networks," in *Advances in neural information processing systems*, 2014, pp. 3104–3112.
- [13] L. Mauch and B. Yang, "A new approach for supervised power disaggregation by using a deep recurrent lstm network," in *Signal and Information Processing (GlobalSIP), 2015 IEEE Global Conference on*. IEEE, 2015, pp. 63–67.
- [14] S. Hochreiter and J. Schmidhuber, "Long short-term memory," *Neural computation*, vol. 9, no. 8, pp. 1735–1780, 1997.
- [15] L. Mauch and B. Yang, "A novel dnn-hmm-based approach for extracting single loads from aggregate power signals," in *Acoustics, Speech and Signal Processing (ICASSP), 2016 IEEE International Conference on*. IEEE, 2016, pp. 2384–2388.
- [16] J. Kelly and W. Knottenbelt, "Neural nilm: Deep neural networks applied to energy disaggregation," in *Proceedings of the 2nd ACM International Conference on Embedded Systems for Energy-Efficient Built Environments*. ACM, 2015, pp. 55–64.
- [17] P. Vincent, H. Larochelle, I. Lajoie, Y. Bengio, and P.-A. Manzagol, "Stacked denoising autoencoders: Learning useful representations in a deep network with a local denoising criterion," *Journal of machine learning research*, vol. 11, no. Dec, pp. 3371–3408, 2010.
- [18] P. P. M. do Nascimento, "Applications of deep learning techniques on nilm," *Diss. Universidade Federal do Rio de Janeiro*, 2016.
- [19] K. He, X. Zhang, S. Ren, and J. Sun, "Deep residual learning for image recognition," in *Proceedings of the IEEE conference on computer vision and pattern recognition*, 2016, pp. 770–778.
- [20] S. Ioffe and C. Szegedy, "Batch normalization: Accelerating deep network training by reducing internal covariate shift," *arXiv preprint arXiv:1502.03167*, 2015.
- [21] W. He and Y. Chai, "An empirical study on energy disaggregation via deep learning," *Advances in Intelligent Systems Research*, vol. 133, 2016.
- [22] C. Zhang, M. Zhong, Z. Wang, N. Goddard, and C. Sutton, "Sequence-to-point learning with neural networks for non-intrusive load monitoring," in *Thirty-Second AAAI Conference on Artificial Intelligence*, 2018.
- [23] D. Murray, L. Stankovic, V. Stankovic, S. Lulic, and S. Sladojevic, "Transferability of neural networks approaches for low-rate energy disaggregation," in *2019 International Conference on Acoustics, Speech, and Signal Processing*, 2018.
- [24] J. Chung, C. Gulcehre, K. Cho, and Y. Bengio, "Empirical evaluation of gated recurrent neural networks on sequence modeling," *arXiv preprint arXiv:1412.3555*, 2014.
- [25] K. S. Barsim and B. Yang, "On the feasibility of generic deep disaggregation for single-load extraction," *arXiv preprint arXiv:1802.02139*, 2018.
- [26] H. Lange and M. Bergés, "Bolt: Energy disaggregation by online binary matrix factorization of current waveforms," in *Proceedings of the 3rd ACM International Conference on Systems for Energy-Efficient Built Environments*. ACM, 2016, pp. 11–20.
- [27] J. Z. Kolter and M. J. Johnson, "Redd: A public data set for energy disaggregation research," in *Workshop on Data Mining Applications in Sustainability (SIGKDD), San Diego, CA*, vol. 25, no. Citeseer. Citeseer, 2011, pp. 59–62.
- [28] D. Delen, *Advanced Data Mining Techniques*, 2008.
- [29] A. Paszke, S. Gross, S. Chintala, G. Chanan, E. Yang, Z. Devito, Z. Lin, A. Desmaison, L. Antiga, and A. Lerer, "Automatic differentiation in pytorch," 2017.
- [30] D. P. Kingma and J. Ba, "Adam: A method for stochastic optimization," *Computer Science*, 2014.