

Exact Markov Chain-based Runtime Analysis of a Discrete Particle Swarm Optimization Algorithm on Sorting and OneMax*

Moritz Muehlenthaler
Fakultät für Mathematik
TU Dortmund, Germany
moritz.muehlenthaler
@math.tu-dortmund.de

Alexander Raß[†] Manuel Schmitt Rolf Wanka
Department of Computer Science
University of Erlangen-Nuremberg, Germany
{alexander.rass, manuel.schmitt, rolf.wanka}@fau.de

Abstract

We present a comprehensive analysis of a discrete particle swarm optimization (PSO) algorithm that can be adapted to work on a large class of discrete optimization problems. For this purpose, we model the algorithm's behavior by Markov chains with different choices of transition probabilities and prove, in most cases, matching lower and upper bounds on the expected return times. These new results on Markov chains enable us to derive lower and upper bounds on the expected number of function evaluations performed by the PSO algorithm with a single particle solving the sorting problem and ONEMAX. Additionally, we are able to prove for the first time upper bounds on the runtime of PSO with multiple particles. Our new techniques in the analysis of Markov chains include a useful *indistinguishability* property and a novel calculation of bounds by integration. Implicitly, we extend in this work the *fitness level* method to a non-elitist setting. Additionally, we present a guide that shows how our technical tools may be used in other settings.

Keywords: Particle swarm optimization · Discrete Optimization · Runtime analysis · Markov chains · Heuristics

1 Introduction

Meta-heuristics are very successful at finding good solutions to hard optimization problems in practice. However, due to the nature of such algorithms and the problems they are applied to, it is generally very difficult to derive performance guarantees, or to determine the number of steps

*This is the significantly extended version of [MRS⁺17] published in the proceedings of the 14th ACM/SIGEVO Workshop on Foundations of Genetic Algorithms (FOGA), 2017.

[†]Corresponding author

it takes until an optimal solution is found. In the present work we consider the latter task and provide upper and lower runtime bounds for a particular meta-heuristic, a simple particle swarm optimization (PSO) algorithm for optimizing over discrete domains in a black-box setting. It is reasonable to expect from a meta-heuristic that it solves black-box versions of tractable problems in expected polynomial time. Our goal is to determine the parameter choices for which the proposed PSO algorithm satisfies this basic requirement. For this purpose we give runtime bounds for the proposed algorithm for the sorting problem and ONEMAX, two classical problems that are easy to solve in a non-black-box setting. Our bounds are essentially tight with respect to the Markov process we use to model the behavior of the algorithm. Hence, for a swarm size of one, we obtain a complete classification of the runtime for these problems depending on the algorithm parameter.

Runtime bounds are available for related meta-heuristics, for example evolutionary algorithms (EAs) [DJW02, GW03, Weg02] and ant colony optimization (ACO) [DNSW07, NW07]. A popular meta-heuristic for solving optimization problems over continuous domains is *particle swarm optimization* (PSO). The algorithm was originally proposed by Kennedy and Eberhart [EK95, KE95] and is inspired by the social interaction of bird flocks. Fields of successful application of PSO are, among many others, Biomedical Image Processing [SSW15, WSZ⁺04], Geosciences [OD10], Agriculture [YWL⁺17], and Materials Science [RPPN09]. In the continuous setting, it is known that the algorithm converges to a local optimum under mild assumptions [Sch15]. The algorithm has been adapted to various discrete problems and several results are available, for instance for binary problems [SW10] and the traveling salesperson problem (TSP) [HMHW11].

A PSO algorithm manages a collection (*swarm*) of particles. Each particle consists of an (admissible) solution together with a velocity vector. Additionally each individual particle knows the *local attractor*, which is the best solution found by that particle. Information between particles is shared via a common reference solution called *global attractor*, which is the best solution found so far by all particles. In each iteration of the algorithm, the solution of each particle is updated based on its relative position with respect to the attractors and some random perturbation. Algorithm parameters balance the influence of the attractors and the perturbation and hence give a tradeoff of the following two search strategies: i) looking for better solutions close to attractor (*exploitation*), and ii) *exploration* of new territory in the search domain. Although PSO has originally been proposed to solve optimization problems over a — typically rectangular — domain $X \subseteq \mathbb{R}^n$, $n \geq 1$, several authors have adapted PSO to discrete domains. This requires a fundamental reinterpretation of the PSO movement equation because corresponding mathematical operations of a vector space are typically lacking in the discrete setting. An early discrete PSO variant is the *binary PSO* for optimizing over $X = \{0, 1\}^n$ [KE97]. A more general approach for optimizing over $X = \{0, \dots, M\}^n$ has been proposed in [VOK07].

The main contribution of this paper (for details, see below), which is a significantly extended and enhanced version of [MRS⁺17], is a thorough investigation of a simple variant of the PSO algorithm, referred to as D-PSO extending the ONEPSO from [MRS⁺17], which optimizes over discrete domains. The algorithm has very few and weak requirements on the problem structure and consequently, it works naturally for a large class of optimization problems. In particular, this class includes all of the previously mentioned discrete optimization problems. Essentially, the algorithm can be used to optimize a function $f : X \rightarrow \mathbb{R}$, where X is the set of vertices of a finite, strongly

connected graph. The main assumption is that at any vertex of the graph, we can sample a neighbor efficiently and uniformly. Note that the latter requirement is only needed for the runtime analysis. Furthermore, in our analysis, we assume at first a swarm size of one, similar to the results on EAs and ACO in [SW10]. The one particle ONEPSO, which we have already described in [MRS⁺17], is a special case of the here presented multi-particle D-PSO. Indeed, for a single particle we have only a single attractor and, as a consequence, a single parameter is sufficient to control the tradeoff between the two choices of moving towards the attractor and performing a random perturbation. Finally we present for the first time a runtime analysis for PSO with arbitrary number of particles.

The main tool generalized and applied in our analysis is the *fitness level method* pioneered by Wegener [Weg02]. The basic idea is to consider the level sets of the objective function and to determine the expected number of steps it takes to move to a better level set. This approach has been used extensively in the study of so-called *elitist (1+1)-EAs* [DJW02, GW03, Weg02]. These algorithms keep a single “current” solution and update this solution only if a better one is found. In order to escape local optima, the (1+1)-EAs may move to a solution at any distance to the current one in the solution graph. In contrast, the D-PSO algorithm moves to a random adjacent solution, even if it is worse than the current one. However, there is a certain pull towards the attractors, which is controlled by the algorithm parameters. We extend the fitness level to this setting as follows. If we are not able to move to the next fitness level from the current best solution, we wait until we return to the current best solution to make another try, as in the original fitness level method. For this purpose we need to determine the expected number of steps it takes to return to the current best solution. It is certainly pessimistic to assume that we can improve the current best solution only from the global attractor. However, by this technique, we obtain tight upper and lower runtime bounds that differ only by a logarithmic factor for a single particle.

We will refer by *expected optimization time* to the *expected* number of evaluations of the objective function an algorithm performs until an optimal solution is found.

1.1 Problems and Search Spaces

Let us formally define the optimization problems for which we will bound the expected optimization times of D-PSO and ONEPSO. The problem ONEMAX asks for a binary string of length n that maximizes the function

$$\text{ONEMAX}((x_1, \dots, x_n)) = \sum_{i=1}^n x_i ,$$

which counts the number of ones in a binary string. The corresponding search space is the n -dimensional hypercube: Any binary string of length n is a (feasible) solution, and two solutions are adjacent iff they differ by exactly one bitflip. For $n = 4$, the search space is shown in Figure 1.

By the *sorting problem* we refer to the task of arranging n items in non-decreasing order using transpositions. An (algebraic) transposition $t = (i \ j)$ is the exchange of the entries at positions i and j . Therefore, the search space is the following (undirected) graph: The vertices are the permutations on $\{1, 2, \dots, n\}$ and two vertices x, y are adjacent iff there is a transposition t such

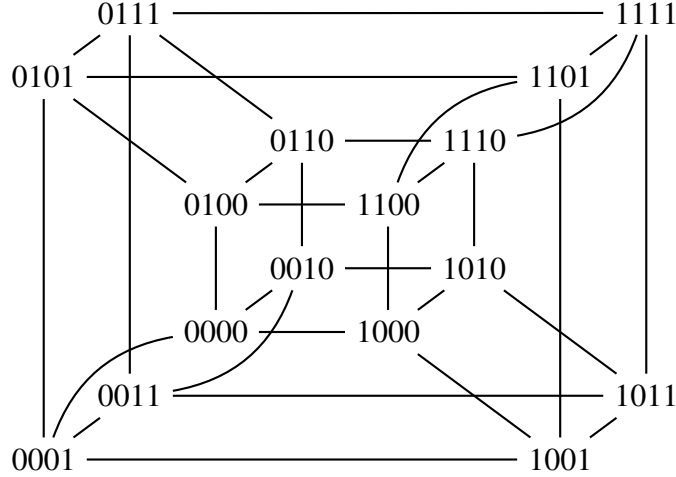


Figure 1: Search space for the problem of ONEMAX on $\{0,1\}^4$ by bitflips, i. e., the 4-dimensional hypercube. Two bitstrings x, y are adjacent iff x and y differ in exactly one position.

that $x \circ t = y$. The objective function is the transposition distance to the identity permutation¹. Figure 2 shows the search space for the problem of sorting items $\{1, 2, 3, 4\}$ using transpositions. Any two permutations drawn in the same vertical layer have the same objective value.

Observe that the sorting problem and ONEMAX are *unimodal*, that is, they have a unique optimum. Furthermore, the value of the objective function is the distance to the optimum in the respective graph.

1.2 Related Results

We give a brief review of runtime results for meta-heuristics on discrete problems. Most of the results relevant to this work concern the binary PSO algorithm and the $(1+1)$ -EA algorithm. For the binary PSO, the authors of [SW08, SW10] provide various runtime results. For instance, they give general lower bound of $\Omega(n/\log n)$ for every function with a unique global optimum and a bound of $\Theta(n \log n)$ on the function ONEMAX. Note that the binary PSO studied in [SW10] has been designed for optimizing over $\{0,1\}^n$ and it is different from our proposed D-PSO, which can be applied to a much wider range of discrete problems. Sudhold and Witt show the following bound for the binary PSO.

Theorem 1 ([SW10, Thm. 3]). *Under certain assumptions on the algorithm parameters, the expected optimization time of the binary PSO for optimizing $f : \{0,1\}^n \rightarrow \mathbb{R}$ is $O(mn \log n) + \sum_{i=1}^{m-1} 1/s_i$, where m is the number of level sets of f .*

¹Note that a different definition of “transposition” is used in computational biology. Hence, its “transposition distance” has a different meaning [BP98].

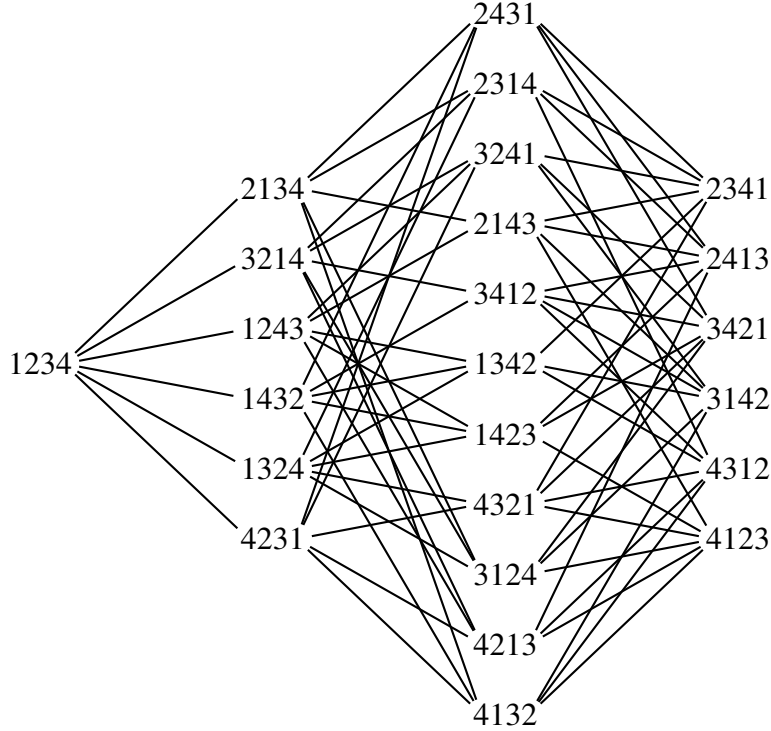


Figure 2: Search space for the problem of sorting four items by transpositions. Two permutations x, y on $\{1, 2, 3, 4\}$ are adjacent iff there is a transposition t such that $x \circ t = y$.

Essentially, this result reflects the fact that the binary PSO converges to the attractor in expected time $O(n \log n)$ unless the attractor has been updated meanwhile. This happens once for each fitness level. For ONEMAX, this result yields an expected optimization time of $O(n^2 \log n)$. By a more careful analysis of the binary 1-PSO on ONEMAX, the following improved bound is established:

Theorem 2 ([SW10, Thm. 5]). *The expected optimization time of the binary 1-PSO on ONEMAX is $O(n \log n)$.*

The $(1 + 1)$ -EA considered in [STW04] is reminiscent of stochastic hill climbing: In each iteration, a random solution is sampled and the current solution is replaced if and only if the solution is better. In order to escape local optima, the distance between the current solution and the new one is determined according to Poisson distributed random variables. In [STW04], Scharnow et al. provide bounds on the expected optimization time of a $(1 + 1)$ -EA sorting n items. They consider various choices of objective functions (e. g., Hamming distance, transposition distance, ...) as well as mutation operators (e. g., transpositions, reversing keys in a certain range, ...). A general lower bound of $\Omega(n^2)$ is proved, which holds for all permutation problems having objective functions with a unique optimum [STW04, Thm. 1]. The most relevant runtime result for a comparison with our D-PSO algorithm is the following:

Theorem 3 ([STW04, Thm. 2]). *The expected optimization time of the $(1 + 1)$ -EA for sorting n*

Table 1: Summary of upper and lower bounds on the expected time taken by the algorithm ONEPSO to solve the sorting problem and ONEMAX for $c \in [0, 1]$. The functions $\alpha(c)$ and $\beta(c)$ are given in Lemma 2 and Lemma 3, respectively. Note that $1 < \beta(c) < 2$ and $\beta(c) < \alpha(c) < 3 + 2 \cdot \sqrt{2} < 6$ for all $c \in (0, 1/2)$.

| | sorting | | ONEMAX | |
|--------------------------|----------------------------------|---|--|-----------------------------|
| | lower bound | upper bound | lower bound | upper bound |
| $c = 1$ | $\Omega(n^2)$ [STW04, Thm. 1] | $O(n^2 \log n)$ [STW04, Thm. 2] | $\Theta(n \log n)$ [DJW02, Thm. 12] | |
| $c \in (\frac{1}{2}, 1)$ | $\Omega(n^2)$ | $O(n^2 \log n)$ | $\Theta(n \log n)$ | |
| $c = \frac{1}{2}$ | $\Omega(n^{\frac{8}{3}})$ | $O(n^3 \log n)$ | $\Omega(n^{\frac{3}{2}})$ | $O(n^{\frac{3}{2}} \log n)$ |
| $c \in (0, \frac{1}{2})$ | $\Omega(\alpha(c)^n \cdot n^2)$ | $O\left(\left(\frac{1-c}{c}\right)^n n^2 \log n\right)$ | $\Omega(\beta(c)^n \cdot n)$ | $O(\beta(c)^n n^2 \log n)$ |
| $c = 0$ | $\Theta(n!)$ | | $\Theta(2^n)$ | |

items is $O(n^2 \log n)$ if the objective function is the transposition distance to the sorted sequence and mutations are transpositions.

In the same setting, a lower bound of $\Omega(n^2 \log n)$ is claimed in [STW04, Thm. 4]. However, there is an error in the proof, since it is implicitly assumed that, in the *best case*, the probability of moving from S_k to S_{k-1} is $O(k/n^2)$, as for the Hamming distance objective function. We provide a *tight* upper bound of $O(k^2/n^2)$ for this probability in Theorem 9. Using the correct bound yields an expected optimization time of $\Omega(n^2)$ for the $(1+1)$ -EA. In contrast to the $(1+1)$ -EA algorithm, the binary PSO studied in [SW10] allows for non-improving solutions, but it converges to the attractor exactly once per fitness level. After the convergence occurred, the binary PSO behaves essentially like the $(1+1)$ -EA.

1.3 Our Contribution

Our main results are upper and lower bounds on the expected optimization time of the proposed ONEPSO algorithm for solving the sorting problem and ONEMAX in a black-box setting shown in Table 1. The upper bounds also hold for the D-PSO algorithm. These bounds are tight with respect to the Markov-model we used and depend on the algorithm parameter c , which sets the probability of making a move towards the attractor. The results are summarized in Table 1. For $c = 0$, the ONEPSO performs a random walk on the search space, and for $c = 1$, the algorithm behaves essentially like the $(1+1)$ -EA variants from [DJW02, STW04]. Therefore, for $c = 1$ we refer to these runtime results. We show that for $c \geq 1/2$ the expected optimization time for sorting and ONEMAX is polynomial, and for $c \in (0, 1/2)$ the expected optimization time is exponential since for c in this range we provide lower bounds on the base of the exponential expression by $\alpha(c)$ for sorting (see Lemma 2) and $\beta(c)$ for ONEMAX (see Lemma 3) such that $1 < \beta(c) < \alpha(c) < 6$

(see Figure 6). Please note that α and β have been significantly improved compared to [MRS⁺17] and the upper bound on ONEMAX has also been reduced heavily to an exponential term with base $\beta(c)$. For the case $c = 1/2$ we have maximal exploration while keeping the expected optimization time polynomial.

In order to obtain the bounds shown in Table 1, we use a Markov model which captures the behavior of the ONEPSO algorithm between two consecutive updates of the attractor. Depending on whether we derive upper or lower bounds on the expected optimization time, the Markov model is instantiated in a slightly different way. The relevant quantity we extract from the Markov model is the expected number of steps it takes until the ONEPSO algorithm returns to the attractor. We determine Θ -bounds on the expected return time by an analysis of appropriate recurrence equations with constant and non-constant coefficients. The class of covered settings has been increased significantly compared to [MRS⁺17]. Similar recurrences occur, for example, in the runtime analysis of randomized algorithms for the satisfiability problem [Pap91, Sch99]. Thus, our analysis of the Markov model presented in Section 3 may be of general interest.

Note that our analysis of the expected optimization time is essentially tight with respect to the chosen Markov model. The gaps between upper and lower bounds on the expected optimization times shown in Table 1 are a result of choosing best-case or worst-case bounds on the transition probabilities in the Markov model, which are problem dependent. Since our bounds on the transition probabilities are essentially tight, see Section 5 in particular, the gap between the upper and lower bounds can be closed only by using a more elaborate model.

Upper Bounds. To obtain the upper bounds shown in Table 1 we use the established *fitness level method* (e. g., see [Weg02]). We instantiate our Markov model such that improvements of the attractor are only accounted for if the current position is at the attractor. The main difficulty is to determine the expected number of steps needed to return to the attractor. We obtain this quantity from the analysis of the corresponding recurrences.

Lower Bounds. The runtime of the PSO is dominated by the time required for the last improvement of the attractor, after which the global optimum has been found. We again use the Markov model and observe that in this situation, the global optimum can be reached only when the Markov model is in a specific state. We argue that the optimal solution is included in a certain set \hat{Y} of indistinguishable states. Therefore, in expectation, this set needs to be hit $\Omega(|\hat{Y}|)$ times until the optimum has been found. By appropriately truncating the states and then bounding the transition probabilities we obtain a lower bound on the expected number of steps required to return to \hat{Y} .

Search Space Structure. In Section 5 we consider a partition of the set of permutations on $\{1, 2, \dots, n\}$ into layers, such that layer i contains all permutations of transposition distance i to a reference permutation. To aid our analysis of the PSO algorithm, we determine tight upper and lower bounds on the number of transpositions that decrease the transposition distance to the first layer. These results apply in any setting where transpositions act on permutations and may therefore also be of general interest. The layer structure of the permutations of $\{1, 2, 3, 4\}$, having the identity as reference permutation, is shown in Figure 2.

Extensions. This paper is an extended version of [MRS⁺17]. Here, we present a more general version of the PSO algorithm with multiple particles in Section 2. We show in Section 6.4, which results for ONEPSO can be generalized to D-PSO. Furthermore the analysis in the case of expo-

nential runtime is refined such that the exact base of the exponential expression can be determined (see Section 4.3). Finally, Section 7 contains a high-level overview of how our technical tools may be used in the analysis of related search heuristics. Also the class of applicable functions has been increased for some theorems which increases the ability for reusing them.

2 The Discrete PSO Algorithm

In this section we introduce the D-PSO algorithm, a PSO algorithm that optimizes functions over discrete domains. A simplified version of the algorithm that uses just a single particle will be referred to as ONEPSO. Note that ONEPSO is different from the 1-PSO studied in [SW10], which is tailored to optimization over bitstrings. The D-PSO and ONEPSO algorithm samples items from a finite set X in order to determine some $x^* \in X$ that minimizes a given *objective function* $f : X \rightarrow \mathbb{R}$. In order to have a discrete PSO that remains true to the principles of the original PSO for optimization in the domain \mathbb{R}^n from [EK95, KE95], we need some additional structure on X : For each $x \in X$ we have a set of *neighbors* $\mathcal{N}_X(x)$. If the set X is clear from the context we may drop the subscript. The neighborhood structure induces a solution graph with nodes X and arcs $\{xy \mid x, y \in X, y \in \mathcal{N}(x)\}$. The *distance* $d(x, y)$ of solutions $x, y \in X$ is the length of a shortest (directed) xy -path in this graph. We assume that the solution graph is strongly connected, so the PSO cannot get “trapped” in a particular strongly connected component.

The D-PSO algorithm performs the steps shown in Algorithm 1. The initial positions of the particles are chosen uniformly at random (u.a.r.) from X . The parameter c_{loc} determines the importance of the local attractor l_i of each particle, which is the best solution a single particle found so far, and the parameter c_{glob} determines the importance of the global attractor g , which is the best solution all particles found so far. In each iteration each particle moves towards the local attractor with probability c_{loc} , moves towards the global attractor with probability c_{glob} and otherwise move to a random neighbor. Note that the attractors l_i and g are updated in lines 21 and 24 whenever a better solution has been found. We consider the PSO to be an infinite process, so we do not give a termination criterion. We assume that sampling of x' in lines 11, 14 and 17 can be performed efficiently. This is the case for the neighborhood structures we consider.

The algorithm ONEPSO is given in 2. Note that there is only a single attractor. Hence, ONEPSO has just a single parameter c that determines the probability of moving towards the attractor a . In all other aspects it behaves like the D-PSO algorithm.

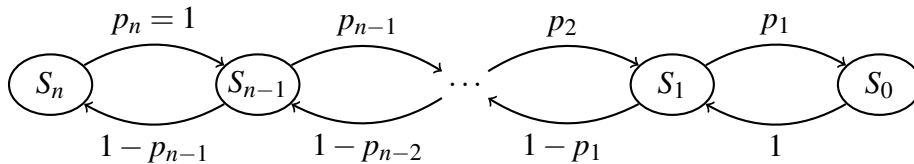


Figure 3: State diagram of the Markov model

Algorithm 1: D-PSO

```
input :Function  $f : X \rightarrow \mathbb{R}$ ,  $P \in \mathbb{N}$ ,  
         $c_{loc} \in [0, 1]$ ,  $c_{glob} \in [0, 1 - c_{loc}]$   
  
1  
2 for  $i = 1$  to  $P$  do                                /* initialization */  
3     pick position  $x_i \in X$  u.a.r.  
4      $l_i \leftarrow x_i$                                 /* local attractor */  
5      $g \leftarrow \operatorname{argmin}_{x_i} \{f(x_i)\}$           /* global attractor */  
6 while True do                                       /* PSO iterations */  
7     for  $i = 1$  to  $P$  do  
8         pick  $q \in [0, 1]$  u.a.r.  
9         if  $x_i \neq l_i$  and  $q \in [0, c_{loc}]$  then  
10            /* towards local attractor */  
11             $x' \in \{y \in \mathcal{N}(x_i) \mid d(y, l_i) < d(x_i, l_i)\}$  u.a.r.  
12        else if  $x_i \neq g$  and  $q \in [1 - c_{glob}, 1]$  then  
13            /* towards global attractor */  
14             $x' \in \{y \in \mathcal{N}(x_i) \mid d(y, g) < d(x_i, g)\}$  u.a.r.  
15        else /* random direction */  
16             $x' \in \mathcal{N}(x_i)$  u.a.r.  
17         $x_i \leftarrow x'$                                 /* update position */  
18        /* update attractors */  
19        if  $f(x_i) < f(l_i)$  then  
20             $l_i \leftarrow x_i$   
21        if  $f(x_i) < f(g)$  then  
22             $g \leftarrow x_i$   
23  
24
```

3 The Model

We present a simple Markov model that captures the behavior of the ONEPSO algorithm between two consecutive updates of the attractor. Using this model we can infer upper and lower bounds on the expected optimization time of the ONEPSO algorithm on suitable discrete functions. For our analysis, we assume that the objective function $f : X \rightarrow \mathbb{R}$ has the property that every local optimum is a global one. That is, the function is either constant or any non-optimum solution x has a neighbor $y \in \mathcal{N}(x)$ such that $f(x) > f(y)$. Although this certainly narrows down the class of objective functions to which our analysis applies, the class seems still appreciably large, e. g., it properly contains the class of unimodal functions.

Assume that the attractor $a \in X$ is fixed and a is not a minimizer of f . Under which conditions can a new “best” solution be found? Certainly, if the current position x is equal to a , then, by the described structure of f we get an improvement with positive probability. If $x \neq a$ then the attractor may still be improved. However, for the purpose of upper bounding the expected optimization time of the ONEPSO we dismiss the possibility that the attractor is updated if $x \neq a$. As a result, we

Algorithm 2: ONEPSO

```
input : Function  $f : X \rightarrow \mathbb{R}$ ,  $c \in [0, 1]$ 

1
2 pick position  $x \in X$  u.a.r.
3  $a \leftarrow x$  /* initialize the attractor */
4 while True do
5   pick  $q \in [0, 1]$  u.a.r.
6   if  $x \neq a$  and  $q \in [0, c]$  then
7     pick  $x' \in \{y \in \mathcal{N}(x) \mid d(y, a) < d(x, a)\}$  u.a.r.
8   else
9     pick  $x' \in \mathcal{N}(x)$  u.a.r.
10   $x \leftarrow x'$  /* update position */
11  if  $f(x) < f(a)$  then /* update attractor */
12     $a \leftarrow x$ 
```

obtain a reasonably simple Markov model of the ONEPSO behavior. Quite surprisingly, using the same Markov model, we are also able to get good lower bounds on the expected optimization time of the ONEPSO (see Section 6.2 for the details).

3.1 Model Specification

Let n be the diameter of the search space X . We partition the search space according to the distance to the attractor $a \in X$. That is, for $0 \leq i \leq n$, let $X_i = \{x \in X \mid d(x, a) = i\}$. Note that this partition does not depend on the objective function. If the search space is not symmetric as in our case it could also be possible that some X_i are empty, because the maximal distance to a specific solution in the search space could be less than the diameter. The model consists of $n + 1$ states S_0, S_1, \dots, S_n . Being in state S_i indicates that the current solution x of the ONEPSO is in X_i . For $1 \leq i \leq n$ we denote by p_i the transition probability from S_i to S_{i-1} . The probabilities p_i in turn depend on the parameter c , which is the probability that the ONEPSO explicitly moves towards the attractor. If the current position x is in X_i and the algorithm moves towards the attractor, then the new position is in X_{i-1} . On the other hand, if the PSO updates x to any neighbor chosen u.a.r. from $\mathcal{N}(x)$, then the new position is in X_{i-1} with probability at least $\min_{x \in X_i} |\mathcal{N}(x) \cap X_{i-1}| / |\mathcal{N}(x)|$. So for upper bounds we set

$$p_i = c + (1 - c) \cdot \min_{x \in X_i} \frac{|X_{i-1} \cap \mathcal{N}(x)|}{|\mathcal{N}(x)|}.$$

The probability of moving from X_i to X_{i+1} is at most $1 - p_i$. We assume in this model that equality holds for all $1 \leq i < n$, so the probability of moving from S_i to a state S_j , $j \notin \{i - 1, i + 1\}$, is zero. This assumption holds for both problems we investigate in Section 6. Furthermore, if the ONEPSO is at position $x \in X_n$ then any move brings us closer to the reference solution; so $p_n = 1$. Figure 3 shows the state diagram of the model.

Let p_a be the probability to improve the attractor if we are currently in state S_0 , hence at the attractor. Then the probability p_a depends on f and the choice of a . We have that p_a is positive since f is unimodal.

Definition 1. By $\mathcal{M}((p_i)_{1 \leq i \leq n})$ we denote an instance of the Markov model with states S_0, S_1, \dots, S_n and data $p_i \in \mathbb{R}_{\geq 0}$, $1 \leq i \leq n$. Suppose we are in state S_i . We move to state S_{i-1} with probability

$$\begin{aligned} & 1 \text{ if } i = n \\ & \min\{1, p_i\} \text{ if } 1 \leq i < n \end{aligned}$$

and otherwise we move to state S_{i+1} .

Please note that the data need not be in $[0, 1]$ but for the ease of presentation we will refer to them as probabilities. Furthermore supposed we are in state S_n even if $p_n \neq 1$ the probability of moving to S_{n-1} is 1.

Our goal is to determine the expected number of steps needed to hit a solution which is better than the attractor after starting in S_0 . In order to reach a better solution from S_0 we need in expectation $1/p_a$ tries. If we are unsuccessful in some try, then the ONEPSO moves to S_1 . For upper bounds we can ignore the chance to improve the attractor through other states. Thus we need to determine the expected number of steps it takes until we can perform the next try, that is, the expected first hitting time for the state S_0 , starting in S_1 . The expected number h_i of steps needed to move from S_i to S_0 is given by the following recurrence:

$$\begin{aligned} h_n &= 1 + h_{n-1} \quad , \quad h_0 = 0 \\ h_i &= 1 + p_i \cdot h_{i-1} + (1 - p_i) \cdot h_{i+1} \quad , \quad 1 \leq i < n \quad . \end{aligned} \tag{1}$$

Observe that in our applications the probabilities p_i are not constant. If we assume that $p_1 = p_2 = \dots = p_n = p$ then we get a non-homogeneous recurrence of order two with constant coefficients. In this case, standard methods can be used to determine h_1 as a function of n [GKP94, Ch. 7]. Note also that for $p = 1/k$ this is exactly the recurrence that occurs in the analysis of a randomized algorithm for k -SAT [Pap91, Sch99] and [MU05, pp. 160f.]. If p_i is a non-constant function of i , then the recurrence can in some cases be solved, see e. g., [GKP94, Ch. 7] and [Pet92]. Here, due to the structure of the recurrence, we can use a more pedestrian approach, which is outlined in the next subsection.

3.2 Solving the Recurrence

We first present a reformulation of the recurrence given in Equation (1). Let H_i be the expected number of steps needed to move from state S_i to state S_{i-1} . Then H_i can be determined from H_{i+1} as follows: In expectation, we need $1/p_i$ trials to get from S_i to S_{i-1} , and each trial, except for the successful one, requires $1 + H_{i+1}$ steps. The successful trial requires only a single step, so H_i is captured by the following recurrence:

$$H_i = \frac{1}{p_i} (1 + H_{i+1}) - H_{i+1}, \quad 1 \leq i \leq n \tag{2}$$

$$H_n = 1 . \quad (3)$$

Another interpretation is the following: the expectation of H_i is equal to one with probability p_i , the direct step to S_{i-1} , and with probability $(1 - p_i)$ it takes the current step which leads to state S_{i+1} , then H_{i+1} steps, the expected number of steps to go from S_{i+1} back to S_i and then again H_i steps. This interpretation leads to the formula

$$H_i = p_i + (1 - p_i) \cdot (1 + H_{i+1} + H_i) ,$$

which is equivalent to Equation 2 after solving for H_i . Please note that the probabilities p_i are mostly determined by some function depending on n and i . Rearranging Equation (2) gives $H_i = 1/p_i + (1 - p_i)/p_i \cdot H_{i+1}$. Unfolding this recurrence k times, $1 \leq k \leq n$, followed by some rearrangement of the terms yields

$$H_1 = \sum_{i=1}^{k-1} \left(\frac{1}{p_i} \cdot \prod_{j=1}^{i-1} \frac{1-p_j}{p_j} \right) + H_k \cdot \prod_{j=1}^{k-1} \frac{1-p_j}{p_j} . \quad (4)$$

Thus, for $k = n$ we obtain the following expression for H_1 :

$$H_1 = \sum_{i=1}^n \left(\frac{1}{p_i} \cdot \prod_{j=1}^{i-1} \frac{1-p_j}{p_j} \right) - \prod_{j=1}^n \frac{1-p_j}{p_j} , \quad (5)$$

where the second term is a correction term which is required whenever $p_n < 1$ (see Definition 1) in order to satisfy the initial condition given in Equation (3). Equation (5) has also been mentioned in [DJW01, Lemma 3] in the context of the analysis of a $(1 + 1)$ -EA. H_k can be received analogously, which leads to

$$H_k = \sum_{i=k}^n \left(\frac{1}{p_i} \cdot \prod_{j=k}^{i-1} \frac{1-p_j}{p_j} \right) - \prod_{j=k}^n \frac{1-p_j}{p_j} . \quad (6)$$

In the first two subsections of the next section we derive closed-form expressions and asymptotic properties of $H_1 = h_1$ from Equations (4) and (5) for various choices of probabilities p_i .

4 Technical Results

In this section we prove upper and lower bounds on the expected return time to the state S_1 of the Markov-model from Section 3. These bounds are of key importance for our runtime analysis in Section 6. For the lower bounds we also introduce a notion of indistinguishability of certain states of a Markov-model.

4.1 Constant Probabilities

If the probabilities $p_i = p$ for some constant $p \in [0, 1]$ and $1 \leq i < n$, then recurrences (2) become linear recurrence equations with constant coefficients. Standard methods can be used to determine closed-form expressions for h_i and H_i . However, we are mainly interested in H_1 and are able to determine closed-form expressions directly from Equation (5).

Theorem 4. Let $0 < p < 1$. Then the expected return time H_1 to S_0 is

$$H_1 = h_1 = \begin{cases} \frac{1 - 2p \left(\frac{1-p}{p} \right)^n}{2p-1} & \text{if } p \neq \frac{1}{2} \\ 2n-1 & \text{otherwise} \end{cases} . \quad (7)$$

Proof. By setting $p_i = p$ in Equation (5) and performing some rearrangements the theorem is proved. \square

It is easily verified that this expression for h_1 satisfies Equation (1). So, with $p_i = p$ we have that the time it takes to return to the attractor is constant, linear, or exponential in n if $p > 1/2$, $p = 1/2$, or $p < 1/2$, respectively.

4.2 Nonconstant Probabilities

Motivated by the runtime analysis of ONEPSO applied to optimization problems such as sorting and ONEMAX, we are particularly interested in the expected time it takes to improve the attractor if the probabilities p_i are *slightly* greater than $1/2$. By *slightly* we mean $p_i = 1/2 + i/(2A(n))$ or $p_i = 1/2 + \binom{i}{2}/(2A(n))$ or $p_i = 1/2 + A(i)/(2A(n))$, where $A : \mathbb{N} \rightarrow \mathbb{N}$ is some non-decreasing function of n such that $\lim_{n \rightarrow \infty} A(n) = \infty$. Recall from Definition 1 that if $p_i > 1$ then we move from state S_i to state S_{i-1} with probability 1. Clearly, in this setting we cannot hope for a recurrence with constant coefficients. Our goal in this section is to obtain the asymptotics of H_1 as $n \rightarrow \infty$ for $A(n) = n$ and $A(n) = \binom{n}{2}$. We show that for $p_i = 1/2 + i/(2 \cdot A(n))$ and $A(n) = n$ the return time to the attractor is $\Theta(\sqrt{n})$, while for $A(n) = \binom{n}{2}$ the return time is $\Theta(n)$.

Lemma 1. Let $M = \mathcal{M}((1/2 + i/(2n))_{1 \leq i \leq n})$. Then

$$H_1 = \frac{4^n}{\binom{2n}{n}} - 1 \sim \sqrt{\pi n} = \Theta(\sqrt{n}) .$$

Proof. We have $p_n = 1$ so the correction term in Equation (5) is zero. We rearrange the remaining terms of Equation (5) and find that

$$H_1 = \sum_{i=1}^n \frac{2n}{n+i} \prod_{j=1}^{i-1} \frac{n-j}{n+j} = \frac{2}{\binom{2n}{n}} \sum_{i=0}^{n-1} \binom{2n}{i} = \frac{4^n}{\binom{2n}{n}} - 1 .$$

Applying the well-known relation

$$\frac{4^n}{\sqrt{\pi n}} \left(1 - \frac{1}{4n} \right) < \binom{2n}{n} < \frac{4^n}{\sqrt{\pi n}}$$

(for an elegant derivation, see [Hir15]) finishes the proof. \square

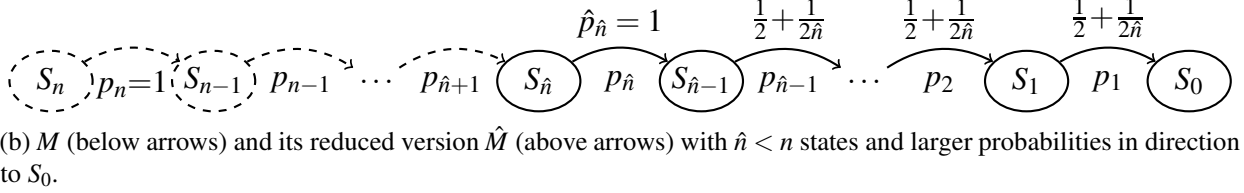
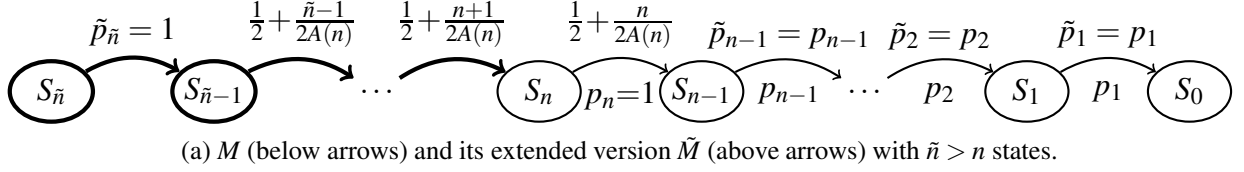


Figure 4: State diagram of the Markov model M and its modified versions \tilde{M} and \hat{M} used in the proof of Theorem 5.

This lemma can be generalized for linearly growing probabilities.

Theorem 5. Let $M = \mathcal{M}((p_i)_{1 \leq i \leq n})$, where $p_i = 1/2 + i/(2A(n))$. Then $H_1 = \Theta(\min(\sqrt{A(n)}, n))$ with respect to M .

Proof. Let $A(n) \leq n^2$ and let $n' = A(n)$, which is the smallest number such that $p_{n'} = 1/2 + n'/(2A(n)) \geq 1$. First, assume that $n' \leq n$ and consider the “truncated” model $M' = \mathcal{M}((p_i)_{1 \leq i \leq n'})$. Please note that there is actually no difference between M and M' because the removed states are never visited as $p_{n'}$, the probability to move from $S_{n'}$ to $S_{n'-1}$, is already one and $S_{n'+1}$ is never visited. Let \tilde{H}'_1 be the expected time to reach state S_0 starting at state S_1 with respect to \tilde{M}' . By Lemma 1 we have $\tilde{H}'_1 = \Theta(\sqrt{A(n)})$, which is by the construction of M' equal to H_1 . On the other hand, assume that $n' > n$ and consider the “extended” model $\tilde{M} = \mathcal{M}((p_i)_{1 \leq i \leq n'})$. M and \tilde{M} are visualized in Figure 4a with omitted probability of worsening. Let \tilde{H}_1 be the expected time to reach state S_0 starting at state S_1 with respect to \tilde{M} . By Lemma 1 we have $\tilde{H}_1 = \Theta(\sqrt{A(n)})$ and since $\tilde{H}_1 \geq H_1$ we obtain $H_1 = O(\sqrt{A(n)})$.

To obtain a lower bound on H_1 for the case $n' > n$ we consider the model $\hat{M} = \mathcal{M}((\hat{p}_i)_{1 \leq i \leq \hat{n}})$, where $\hat{n} = \min(n, \lfloor \sqrt{A(n)} \rfloor)$ and $\hat{p}_i = 1/2 + 1/(2\hat{n})$ for $1 \leq i < \hat{n}$, and $\hat{p}_{\hat{n}} = 1$. For $1 \leq i < \hat{n}$ we have that $\hat{p}_i \geq p_i$ because $1/\hat{n} = \hat{n}/(\hat{n})^2 \geq \hat{n}/(A(n))$. A schematic representation of M and \hat{M} can be found in Figure 4b. Let \hat{H}_1 denote the expected time to reach state S_0 starting at state S_1 in \hat{M} . Since $\hat{p}_i \geq p_i$ for $1 \leq i \leq \hat{n}$, \hat{H}_1 is a lower bound on H_1 . Since $p := \hat{p}_i$ is constant for $1 \leq i < \hat{n}$ we get from Theorem 4 that

$$\hat{H}_1 = \frac{1 - 2p \left(\frac{1-p}{p} \right)^{\hat{n}}}{2p - 1}.$$

Substituting $p = 1/2 + 1/(2\hat{n})$ gives

$$\hat{H}_1 = \hat{n} - \frac{(\hat{n} + 1)^2}{\hat{n} - 1} \cdot \left(1 - \frac{2}{\hat{n} + 1} \right)^{\hat{n} + 1}$$

$$\geq \hat{n} - \frac{(\hat{n} + 1)^2}{\hat{n} - 1} \cdot e^{-2} = \Omega(\hat{n}) .$$

Therefore $H_1 = \Omega(\hat{n}) = \Omega(\min(n, \sqrt{A(n)}))$.

It remains to show that the statement holds if $A(n) > n^2$. In this case, $H_1 = O(n)$ is obtained by setting $p_i = 1/2$ for $1 \leq i < n$ and invoking Theorem 4. On the other hand, setting $\check{A}(n) = n^2$ and using $\mathcal{M}((1/2 + i/(2\check{A}(n)))_{1 \leq i \leq n})$ gives a lower bound on H_1 . As discussed above, for $\check{A}(n) = n^2$, the expected time to reach state S_0 starting at state S_1 is $\Omega(\sqrt{A(n)})$. Therefore, $H_1 = \Omega(n)$, which completes the proof. \square

For our applications, ONEMAX and sorting, the following two special cases of Theorem 5 will be of interest:

Corollary 1. 1. Let $M = \mathcal{M}((1/2 + i/(2n))_{1 \leq i \leq n})$, then $H_1 = \Theta(\sqrt{n})$.

2. Let $M = \mathcal{M}((1/2(1 + i/\binom{n}{2}))_{1 \leq i \leq n})$, then $H_1 = \Theta(n)$.

We will now consider a slightly different class of instances of the Markov model in order to obtain a lower bound on the ONEPSO runtime for sorting in Section 6. For this purpose we consider transition probabilities p_i that increase in the same order as the divisor $A(n)$, which suits our fitness level analysis of the sorting problem in Section 5. There we will prove that this class of models is relevant for the analysis of the *best case* behavior of the ONEPSO algorithm for sorting n items (see Theorem 9). Although we will only make use of a lower bound on H_1 in this setting later on, we give the following Θ -bounds:

Theorem 6. Let $M = \mathcal{M}((\frac{1}{2}(1 + A(i)/A(n)))_{1 \leq i \leq n})$ where $A : \mathbb{N} \rightarrow \mathbb{R}^+$ is a non-decreasing function and $A(n) = \Theta(n^d)$ for some $d \geq 0$. Then $H_1 = \Theta(n^{d/(d+1)})$ with respect to M .

Proof. Consider the expression for H_1 given in Equation (4). Since $p_i > 1/2$ for $1 \leq i \leq n$ the products are at most 1 and $1/p_i$ is at most 2. Therefore for any $k \in \{1, \dots, n\} : H_1 \leq 2k + H_{k+1}$. As H_{k+1} is the expected number of steps to move from state S_{k+1} to S_k , the states S_0 to S_{k-1} are irrelevant for the calculation of H_{k+1} since they are never visited in between. Therefore also probabilities p_1 to p_k do not matter. We truncate the model to states S_k, \dots, S_n . For these states the minimal probability of moving towards the attractor is $p_{k+1} \geq p_k$. Therefore we can set $p_i = p_k$ for $i \in \{k+1, \dots, n\}$ to receive an upper bound on the return time. By reindexing the states we obtain the model $\tilde{M} = \mathcal{M}((p_k)_{1 \leq i \leq n-k})$ and, because of the truncation and the decrease of probabilities, \tilde{H}_1 is an upper bound on H_{k+1} , where \tilde{H}_1 is the expected number of steps to move from state S_1 to S_0 in model \tilde{M} . In \tilde{M} we have the constant probabilities p_k and can therefore apply Theorem 4 to determine \tilde{H}_1 . Therefore

$$H_{k+1} \leq \tilde{H}_1 = \frac{1 - 2p_k \left(\frac{1-p_k}{p_k}\right)^{n-k}}{2p_k - 1} \leq \frac{1}{2p_k - 1} = \frac{A(n)}{A(k)} .$$

Altogether we have $H_1 \leq 2k + \frac{A(n)}{A(k)}$. With $k = n^{d/(d+1)}$, where d is the degree of A , we get

$$H_1 \leq 2n^{\frac{d}{d+1}} + \frac{A(n)}{A(n^{d/(d+1)})}$$

$$\begin{aligned}
&= \Theta(n^{\frac{d}{d+1}}) + \frac{\Theta(n^d)}{\Theta((n^{d/(d+1)})^d)} \\
&= \Theta(n^{\frac{d}{d+1}}) + \Theta(n^{d-d^2/(d+1)}) = \Theta(n^{\frac{d}{d+1}}) ,
\end{aligned}$$

which certifies that $H_1 = O(n^{d/(d+1)})$. By using Equation (4) we have the following lower bound on H_1 :

$$\begin{aligned}
H_1 &\geq \sum_{i=1}^k \frac{1}{p_i} \prod_{j=1}^{i-1} \frac{1-p_j}{p_j} \geq \sum_{i=1}^k \prod_{j=1}^{i-1} \frac{1-p_j}{p_j} \\
&\prod_{j=1}^{i-1} \frac{1-p_j}{p_j} \text{ is monotonically decreasing as } p_j \geq 1/2. \\
&\geq k \prod_{j=1}^{k-1} \frac{1-p_j}{p_j} = k \prod_{j=1}^{k-1} \left(1 - \frac{2 \cdot A(j)}{A(n) + A(j)} \right) \\
&\geq k \left(1 - \sum_{j=1}^{k-1} \frac{2 \cdot A(j)}{A(n) + A(j)} \right) \geq k \left(1 - \sum_{j=1}^{k-1} \frac{2 \cdot A(j)}{A(n)} \right) \\
&\quad A(j) \text{ is non-decreasing.} \\
&\geq k \left(1 - k \cdot \frac{2 \cdot A(k)}{A(n)} \right)
\end{aligned}$$

We let $k = g \cdot n^z$ with $g \in]0, 1[$ a constant and $z = d/(d+1)$ to obtain

$$\begin{aligned}
&= g \cdot n^z \left(1 - g \cdot n^z \cdot \frac{2 \cdot \Theta((g \cdot n^z)^d)}{\Theta(n^d)} \right) \\
&= g \cdot n^z \left(1 - 2 \cdot g^{d+1} \cdot n^{z+d \cdot z - d} \Theta(1) \right) \\
&= g \cdot n^z \left(1 - 2 \cdot g^{d+1} \cdot \Theta(1) \right)
\end{aligned}$$

Choose g such that $(2 \cdot g^{d+1} \cdot \Theta(1)) \leq 1/2$ for large n .

$$\geq g \cdot n^z \cdot \Omega\left(\frac{1}{2}\right) = \Omega\left(n^{\frac{d}{d+1}}\right) .$$

It may be verified that

$$g = \sqrt[d+1]{\frac{\liminf_{n \rightarrow \infty} (A(n)/n^d)}{\limsup_{n \rightarrow \infty} (A(n)/n^d)} \cdot \frac{1}{4} \cdot (1 - \varepsilon)} ,$$

is a suitable choice for any $0 < \varepsilon < 1$. To see this, note that the first fraction of \liminf and \limsup counterbalances the fluctuation of $A(k)/A(n)$ relative to its Θ -bound. Furthermore, the factor $1/4$ multiplied by 2 supplies the desired factor of $1/2$ on the right-hand-side. Finally, the factor of $1 - \varepsilon$ is needed for some tolerance, because without it g is only sufficiently small in the limit but not necessarily for large n . \square

This theorem implies part 1 of Corollary 1.

4.3 Bounds by Integration

Equations (4) and (5) are not closed-form expressions for H_1 , the expected number of steps it takes to return to the attractor after an unsuccessful attempt to improve the current best solution. In this subsection we derive closed-form expressions for H_1 . In order to get rid of the sums and products in equations 4 and 5, we use the following standard approaches. First, sums may be approximated by their integral. This approach works quite well if the summand/integrand is monotonic, which is true in our case. Second, products can be transformed to integrals by reformulating the product by the exponential function of the sum of logarithms.

Theorem 7. *Let $M = \mathcal{M}((p(i))_{1 \leq i \leq n})$ and $p : [0, n] \rightarrow]0, 1]$ be non-decreasing, then*

$$\begin{aligned} H_1 &= \Omega(\text{base}(p, n)^n) \quad , \\ H_1 &= O(n \cdot \text{base}(p, n)^n) \quad \text{and} \\ H_1 &= \Theta^*(\text{base}(p, n)^n) \quad , \text{ where} \end{aligned}$$

$$\text{base}(p, n) = \sup_{k \in [0, n[} \exp \left(\int_0^{\frac{k}{n}} \ln \left(\frac{1 - p(n \cdot x)}{p(n \cdot x)} \right) dx \right) \quad .$$

$\text{base}(p, n)$ is maximized by the k , which satisfies $p(k) = 1/2$.

Proof. $p(i)$ is non-decreasing in i and has values in $]0, 1]$ and therefore $\frac{1-p(i)}{p(i)}$ and also $\tau(i) := \ln \left(\frac{1-p(i)}{p(i)} \right)$ are non-increasing as the numerator is non-increasing and the denominator is non-decreasing. In the following series of equations, let $k \in [0, n[$. Using Equation (4), we obtain

$$\begin{aligned} H_1 &= \sum_{i=1}^{n-1} \left(\frac{1}{p(i)} \cdot \prod_{j=1}^{i-1} \frac{1-p(j)}{p(j)} \right) + H_n \cdot \prod_{j=1}^{n-1} \frac{1-p(j)}{p(j)} \\ &\geq \prod_{j=1}^{\lfloor k \rfloor - 1} \frac{1-p(j)}{p(j)} = \exp \left(\sum_{j=1}^{\lfloor k \rfloor - 1} \tau(j) \right) \\ \tau(j) &= \ln((1-p(j))/p(j)) \text{ is non-increasing.} \\ &\geq \exp \left(\int_1^{\lfloor k \rfloor} \tau(x) dx \right) = \exp \left(n \int_{\frac{1}{n}}^{\frac{\lfloor k \rfloor}{n}} \tau(n \cdot x) dx \right) \\ &\geq \exp \left(n \left(- \int_0^{\frac{1}{n}} \tau(0) dx - \int_{\frac{\lfloor k \rfloor}{n}}^{\frac{k}{n}} \tau(0) dx \right) \right) \\ &\quad \cdot \exp \left(n \left(\int_0^{\frac{k}{n}} (\tau(n \cdot x) dx) \right) \right) \\ &\geq \left(\frac{p(0)}{1-p(0)} \right)^2 \exp \left(\int_0^{\frac{k}{n}} \ln \left(\frac{1-p(n \cdot x)}{p(n \cdot x)} \right) dx \right)^n \quad . \end{aligned}$$

As k can be chosen arbitrarily we receive the claimed lower bound for H_1 , because $\frac{p(0)}{1-p(0)}$ is a constant. Quite similar steps lead to the upper bound for H_1 . We start with Equation (5).

$$\begin{aligned}
H_1 &= \sum_{i=1}^n \left(\frac{1}{p(i)} \cdot \prod_{j=1}^{i-1} \frac{1-p(j)}{p(j)} \right) - \prod_{j=1}^n \frac{1-p(j)}{p(j)} \\
&\leq \frac{n}{p(1)} \cdot \max_{i \in \{1, \dots, n\}} \left(\prod_{j=1}^{i-1} \frac{1-p(j)}{p(j)} \right) \\
&\leq \frac{n}{p(1)} \cdot \max_{i \in \{1, \dots, n\}} \exp \left(\int_0^{i-1} \ln \left(\frac{1-p(x)}{p(x)} \right) dx \right) \\
&\leq \frac{n}{p(1)} \cdot \sup_{k \in [0, n[} \exp \left(\int_0^k \ln \left(\frac{1-p(x)}{p(x)} \right) dx \right) \\
&\leq \frac{n}{p(1)} \cdot \sup_{k \in [0, n[} \exp \left(\int_0^{\frac{k}{n}} \ln \left(\frac{1-p(n \cdot x)}{p(n \cdot x)} \right) dx \right)^n.
\end{aligned}$$

This proves the claimed upper bound and as the base of the exponential part is equal for upper and lower bound we receive the claimed Θ^* bound.

The logarithm in $\text{base}(p, n)$ is positive as long as $1 - p(n \cdot x) \geq p(n \cdot x)$. Therefore the integral is maximized if k solves the equation $1 - p(k) = p(k) \Leftrightarrow p(k) = \frac{1}{2}$. \square

$p(n \cdot x)$ can in most cases be tightly bounded by a value independent of n . This is the case if for example $p(i) = c + (1 - c)i/n$, which we have for the model solving ONEMAX by ONEPSO.

Therefore the integral can be evaluated and the base of the exponential part of the runtime can be determined.

4.4 Indistinguishability

We now introduce a useful notion of *indistinguishability* of certain states of a Markov chain. We will later use this notion to prove lower bounds on the expected optimization time of ONEPSO for sorting and ONEMAX as follows: We show that the optimum is contained in a set \hat{Y} of indistinguishable states. Therefore, in expectation, the states \hat{Y} have to be visited $\Omega(|\hat{Y}|)$ times to hit the optimum with positive constant probability.

Definition 2 (Indistinguishable states). *Let M be a Markov process with a finite set of states Y and let $\hat{Y} \subseteq Y$. Furthermore, let $(Z_i)_{i \geq 0}$ be the sequence of visited states of M and let $T = \min\{t > 0 \mid Z_t \in \hat{Y}\}$. Then \hat{Y} is called indistinguishable with respect to M if*

1. *the initial state Z_0 is uniformly distributed over \hat{Y} , i. e., for all $y \in \hat{Y}$:*

$$\Pr[Z_0 = y] = \mathbb{1}_{y \in \hat{Y}} / |\hat{Y}| := \begin{cases} 1/|\hat{Y}| & \text{if } y \in \hat{Y} \\ 0 & \text{if } y \notin \hat{Y} \end{cases}.$$

2. and the probabilities to reach states in \hat{Y} from states in \hat{Y} are symmetric, i. e., for all $y_1, y_2 \in \hat{Y}$:

$$\Pr[Z_T = y_2 \mid Z_0 = y_1] = \Pr[Z_T = y_1 \mid Z_0 = y_2] .$$

Now we can prove a lower bound on the expected time for finding a specific state.

Theorem 8. *Let M be a Markov process as in Definition 2 and let \hat{Y} be indistinguishable with respect to M . Let $h(M)$ be a positive real value such that $\mathbb{E}[T] \geq h(M)$, then the expected time to reach a fixed $y \in \hat{Y}$ is bounded below by $h(M) \cdot \Omega(|\hat{Y}|)$.*

Proof. Let T_i be the stopping time when \hat{Y} is visited the i -th time.

$$T_i = \min\{t \geq 0 \mid |\{k \mid 0 \leq k \leq t \wedge Z_k \in \hat{Y}\}| \geq i\} .$$

With statement 1) of Definition 2 Z_0 is uniformly distributed over \hat{Y} . Therefore $T_1 = 0$ and $T_2 = T$. Statement 2) of Definition 2 implies that $\Pr[Z_{T_i} = y] = \mathbb{1}_{y \in \hat{Y}}/|\hat{Y}|$ for all $i \geq 1$ by the following induction. The base case for $i = 1$ and $T_i = 0$ is ensured by the statement 1) of Definition 2. The induction hypothesis is $\Pr[Z_{T_{i-1}} = y] = \mathbb{1}_{y \in \hat{Y}}/|\hat{Y}|$. The inductive step is verified by the following series of equations.

$$\begin{aligned} \Pr[Z_{T_i} = y] &= \sum_{\hat{y} \in \hat{Y}} \Pr[Z_{T_{i-1}} = \hat{y}] \cdot \Pr[Z_{T_i} = y \mid Z_{T_{i-1}} = \hat{y}] \\ &\stackrel{\text{ind. hyp.}}{=} \sum_{\hat{y} \in \hat{Y}} 1/|\hat{Y}| \cdot \Pr[Z_{T_i} = y \mid Z_{T_{i-1}} = \hat{y}] \\ &\stackrel{\text{Def. 2 st. 2)}}{=} 1/|\hat{Y}| \cdot \sum_{\hat{y} \in \hat{Y}} \Pr[Z_{T_i} = \hat{y} \mid Z_{T_{i-1}} = y] = 1/|\hat{Y}| . \end{aligned}$$

It follows that for all $i > 0$ the difference $T_{i+1} - T_i$ of two consecutive stopping times has the same distribution as T and also

$$\mathbb{E}[T_{i+1} - T_i] = \mathbb{E}[T] \geq h(M) .$$

Now let $y \in \hat{Y}$ be fixed. The probability that y is not reached within the first $T_{\lfloor |\hat{Y}|/2 \rfloor}$ steps is bounded from above by

$$1 - \sum_{i=1}^{\lfloor |\hat{Y}|/2 \rfloor} \Pr[Z_{T_i} = y] \geq 1/2$$

and therefore the expected time to reach the fixed $y \in \hat{Y}$ is bounded below by $\frac{1}{2} \cdot \mathbb{E}[T_{\lfloor |\hat{Y}|/2 \rfloor}] = \frac{1}{2} \cdot \sum_{i=2}^{\lfloor |\hat{Y}|/2 \rfloor} \mathbb{E}[T_i - T_{i-1}] \geq \frac{1}{2} \cdot \sum_{i=2}^{\lfloor |\hat{Y}|/2 \rfloor} h(M) = h(M) \cdot \Omega(|\hat{Y}|)$. \square

Now we have proved all tools we need for the calculation of the expected runtime of the ONEPSO.

5 Fitness Levels for Sorting

In this section we analyze the search space of the sorting problem in order to get good bounds on the transition probabilities p_i in our Markov model of the ONEPSO for the sorting problem. The search space X is the set of permutations of $\{1, 2, \dots, n\}$. We will provide insights about the structure of sets X_i of permutations with distance i to a specified position a , e. g., an attractor. Based on these observations we obtain tight best-case and worst-case bounds on the number of transpositions that let the ONEPSO move from X_i to X_{i-1} . The notion of *distance* $d(x, y)$ of two permutations x and y employed here is the minimum number of transpositions needed to transform x into y . As a motivating example, consider the case that the specified position is at the global optimum. Then $\{X_i\}_{0 \leq i \leq n-1}$ is a partition of the search space into *fitness levels*. Fitness levels are used heavily for analyzing the expected optimization time of nature-inspired optimization algorithms [STW04, SW10, Weg02].

In the following we denote by T_n the set of all transpositions on $\{1, 2, \dots, n\}$, that is, $T_n = \{(i\ j) \mid i, j \in \{1, \dots, n\}, i \neq j\}$. The structure of this search space has been mentioned already in [STW04]. Furthermore we use the estimations for the probabilities appearing during a random walk through this search space, which are described in [MRS⁺17]. This enables us to focus on how the provided technical tools can be applied to different settings.

The goal is to bound the worst case and best case probabilities of moving closer to the specified position. Let $\pi \in X_i$, $1 \leq i \leq n$, and let

$$L_i(\pi) = |\{\tau \in T_n \mid \tau \circ \pi \in X_{i-1}\}|$$

be the number of transpositions that bring the ONEPSO from π closer to the specified position.

The number of transpositions in T_n that let the ONEPSO move from X_i to X_{i-1} can be bounded. The minimum and maximum over all permutations in X_i are considered.

Theorem 9 ([MRS⁺17, Thm. 9]). *Let $1 \leq i \leq n$. Then*

1. $\min_{\pi \in X_i} \{L_i(\pi)\} \geq i$ and equality holds for $1 \leq i \leq \lfloor n/2 \rfloor$, and
2. $\max_{\pi \in X_i} \{L_i(\pi)\} = \binom{i+1}{2}$.

The minimum is achieved if the difference permutation of the current position and the specified position a has cycle lengths which differ by at most one and the maximum is achieved if the difference permutation has many singleton cycles and one large cycle.

6 Runtime Analysis

We present a runtime analysis of ONEPSO for two combinatorial problems, the sorting problem and ONEMAX. Our analysis is based on the *fitness level method* [Weg02], in particular its application to the runtime analysis of a $(1+1)$ -EA for the sorting problem in [STW04]. Consider a (discrete) search space X and an objective function $f : X \rightarrow \mathbb{R}$, where f assigns m distinct values

$f_1 < f_2 < \dots < f_m$ on X . Let $S_i \subseteq X$ be the set of solutions with value f_i . Assuming that some algorithm \mathcal{A} optimizing f on X leaves fitness level i at most once then the expected runtime of \mathcal{A} is bounded from above by $\sum_{i=1}^m 1/s_i$, where s_i is a lower bound on the probability of \mathcal{A} leaving S_i . The method has also been applied successfully, e. g., in [SW10] to obtain bounds on the expected runtime of a binary PSO proposed in [KE97].

6.1 Upper Bounds

Similar to [STW04, SW10], we use the fitness-level method to prove upper bounds on the expected optimization time of the ONEPSO. In contrast to the former, we allow non-improving solutions and return to the attractor as often as needed in order to sample a neighbor of the attractor that belongs to a better fitness level. Therefore, the time needed to return to the attractor contributes a multiplicative term to the expected runtime, which depends on the choice of the algorithm parameter c .

Theorem 10. *The expected optimization time $T_{\text{sort}}(n)$ of the ONEPSO sorting n items is bounded from above by*

$$T_{\text{sort}}(n) = \begin{cases} O(n^2 \log n) & \text{if } c \in (\frac{1}{2}, 1] \\ O(n^3 \log n) & \text{if } c = \frac{1}{2} \\ O\left(\left(\frac{1-c}{c}\right)^n \cdot n^2 \log n\right) & \text{if } c \in (0, \frac{1}{2}) \end{cases}.$$

Proof. Recall that Theorem 9 supplies the worst-case bound $s_i \geq i/\binom{n}{2}$ over all permutations in X_i . Consider the situation that the attractor has just been updated. Whenever the ONEPSO fails to update the attractor in the next iteration it will take in expectation H_1 iterations until the attractor is reached again and then it is improved with probability at least $i/\binom{n}{2}$. Again, if the ONEPSO fails to improve the attractor we have to wait H_1 steps, and so on. Since we do not consider the case that the attractor has been improved meanwhile, the general fitness level method yields an expected runtime of at most $\sum_{i=1}^n ((H_1 + 1)(1/s_i - 1) + 1) = H_1 \cdot O(n^2 \log n)$.

We now bound H_1 . Let $c \in (\frac{1}{2}, 1]$ and recall that p_i is the probability of moving from state S_i to state S_{i-1} . Then $1 \geq p_i > c > \frac{1}{2}$. Then the expression for H_1 given in Theorem 4 is bounded from above by the constant $1/(2c - 1)$, so $T_{\text{sort}}(n) = O(n^2 \log n)$. Now let $c = \frac{1}{2}$, so $p_i \geq \frac{1}{2}(1 + i/\binom{n}{2})$ by Theorem 9. Then, by Corollary 1, we have $H_1 = O(n)$, so $T_{\text{sort}}(n) = O(n^3 \log n)$. Finally, let $c \in (0, \frac{1}{2})$. Then $p_i > c > 0$, and by Theorem 4, H_1 is bounded from above by

$$H_1 \leq \frac{2c}{1-2c} \left(\frac{1-c}{c}\right)^n = O\left(\left(\frac{1-c}{c}\right)^n\right),$$

so $T_{\text{sort}}(n) = O\left(\left(\frac{1-c}{c}\right)^n \cdot n^2 \log n\right)$. □

Concerning ONEMAX, we again apply the fitness level method and use the return times from Section 3.

Theorem 11. *The expected optimization time $T_{\text{ONEMAX}}(n)$ of the ONEPSO solving ONEMAX is bounded from above by*

$$T_{\text{ONEMAX}}(n) = \begin{cases} O(n \log n) & \text{if } c \in (\frac{1}{2}, 1] \\ O(n^{\frac{3}{2}} \log n) & \text{if } c = \frac{1}{2} \\ O(\beta(c)^n \cdot n^2 \log n) & \text{if } c \in (0, \frac{1}{2}) \end{cases},$$

where $\beta(c) = 2^{1/(1-c)} \cdot (1-c) \cdot c^{c/(1-c)}$.

Proof. The argument is along the lines of the proof of Theorem 10. We observe that on fitness level $0 \leq i \leq n$ there are i bit flips that increase the number of ones in the current solution. Therefore, $s_i = i/n$ and the fitness level method yields an expected runtime of at most $\sum_{i=1}^n (H_1 + 1)(1/s_i - 1) + 1 = H_1 \cdot O(n \log n)$. The bounds on H_1 for $c > \frac{1}{2}$ are as in the proof of Theorem 10. For $c = \frac{1}{2}$ we invoke Corollary 1 and have $H_1 = O(\sqrt{n})$. For $c < \frac{1}{2}$ we use Theorem 7. The probabilities in the Markov model for H_1 are $p_i = c + (1-c)i/n$ which can be continuously extended to the non-decreasing function $p(i) = c + (1-c)i/n$. Here $k = n \cdot \frac{1-2c}{2(1-c)}$ solves the equation $p(k) = \frac{1}{2}$. Hence, we need the value of

$$\begin{aligned} \text{base}(p, n) &= \exp \left(\int_0^{\frac{1-2c}{2(1-c)}} \ln \left(\frac{1-c - (1-c) \cdot x}{c + (1-c) \cdot x} \right) dx \right) \\ &= \exp \left(\int_0^{\frac{1-2c}{2(1-c)}} \left(\ln(1-x) - \ln \left(\frac{c}{1-c} + x \right) \right) dx \right) \\ &= \exp \left((x-1) \ln(1-x) - \right. \\ &\quad \left. \left(\frac{c}{1-c} + x \right) \ln \left(\frac{c}{1-c} + x \right) \right|_0^{\frac{1-2c}{2(1-c)}} \right) \\ &= 2^{1/(1-c)} \cdot (1-c) \cdot c^{c/(1-c)} = \beta(c). \end{aligned} \tag{8}$$

Now Theorem 7 gives the upper bound $H_1 = O(n \cdot \beta(c)^n)$, which completes the proof. \square

We remark that in the case $c = \frac{1}{2}$ it is not sufficient to use the lower bound $p_i \geq \frac{1}{2} + \frac{1}{2n}$ in order to obtain the runtime bound given in Theorem 11.

The upper bounds shown for $c = 0$ in Table 1 on ONEMAX can be received by using the model $\mathcal{M}((\frac{i}{n})_{1 \leq i \leq n})$. Each state represents the distance to the optimal point. By Equation 6 we receive

$$\begin{aligned} H_k &= \sum_{i=k}^n \frac{n}{i} \prod_{j=k}^{i-1} \frac{n-j}{j} = \prod_{j=1}^{k-1} \frac{j}{n-j} \sum_{i=k}^n \frac{n}{i} \prod_{j=1}^{i-1} \frac{n-j}{j} \\ &= \frac{1}{\binom{n-1}{k-1}} \sum_{i=k}^n \binom{n}{i} \leq \frac{2^n}{\binom{n-1}{k-1}}. \end{aligned}$$

The maximal expected time to reach the optimal point is the sum of all H_k :

$$\begin{aligned} T_{\text{ONEMAX}}(n) &\leq \sum_{k=1}^n H_k \leq \sum_{k=1}^n \frac{2^n}{\binom{n-1}{k-1}} \\ &= 2^n \cdot \left(2 + O\left(\frac{1}{n}\right) \right) = O(2^n) . \end{aligned}$$

For the upper bound on the sorting problem no proof is given but we provide empirical evidence that the claimed bound of $O(n!)$ on $T_{\text{sort}}(n)$ the expected number of iterations it takes until the optimum is reached starting at a random permutation holds. Based on this evidence we conjecture an even tighter bound on $T_{\text{sort}}(n)$.

Conjecture 1. $T_{\text{sort}}(n) \sim n!$.

For the calculation of $T_{\text{sort}}(n)$ for small n a system of linear equations similar to Equation 1 is used. Let τ_0 be the optimal permutation then

$$\begin{aligned} h_{\tau_0} &= 0, \\ h_{\tau} &= 1 + \sum_{v \in \mathcal{N}(\tau)} \frac{1}{|\mathcal{N}(\tau)|} h_v, \quad \tau \text{ a permutation} . \end{aligned} \tag{9}$$

Of course we do not use a variable for each permutation as this number would grow too fast. Instead for each permutation τ we examine the permutation v such that $\tau \circ v = \tau_0$. h_{τ} is equal for all permutations with the same cycle lengths of the cycle decomposition of v and therefore the number of variables in the system of linear equations can be reduced to the number of integer partitions of n , where n is the number of items to sort. The number of integer partitions of $n = 40$ is only 37338, which is a manageable number. $T_{\text{sort}}(n)$ is then just a linear combination of the calculated values. In Figure 5 the value of $T_{\text{sort}}(n)$ divided by $n!$ tends to one, which would not

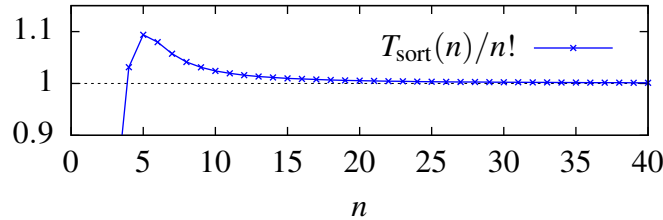


Figure 5: Expected time it takes for the random walk to reach the sorted sequence of n items in the graph of permutations divided by n factorial.

only provide that $T_{\text{sort}}(n) = \Theta(n!)$ but it would also imply Conjecture 1.

6.2 Lower Bounds

We will show how the model from Section 3 can be used to prove good lower bounds on the expected optimization time of the ONEPSO algorithm. For this purpose, we will restrict our attention to the *last* improvement of the attractor, which dominates the runtime, both for sorting and ONEMAX.

We first provide lower bounds on the expected return time to the attractor for $c \in (0, \frac{1}{2})$.

Lemma 2. *Let $c \in (0, \frac{1}{2})$. For the sorting problem on n items, assume that the attractor has transposition distance one to the identity permutation. Then the expected return time H_1 to the attractor is bounded from below by $H_1 = \Omega(\alpha(c)^n)$, where $\alpha(c) =$*

$$\left(\frac{1 + \sqrt{\frac{1-2c}{2(1-c)}}}{1 - \sqrt{\frac{1-2c}{2(1-c)}}} \right) \cdot \exp \left(-2\sqrt{\frac{c}{1-c}} \arctan \left(\sqrt{\frac{1-2c}{2c}} \right) \right) .$$

Proof. The probability of decreasing the distance to the attractor in state S_i can be bounded from above by

$$p_i \leq c + (1-c) \cdot \frac{\binom{i}{2}}{\binom{n}{2}} = c + (1-c) \cdot \frac{i(i-1)}{n(n-1)} \leq c + (1-c) \cdot \frac{i^2}{n^2}$$

We use Theorem 7 to get a lower bound on H_1 by using $p(i) = c + (1-c) \cdot \frac{i^2}{n^2}$. Here $k = n \cdot \sqrt{\frac{1-2c}{2(1-c)}}$ maximizes the integral, because it solves the equation $p(k) = \frac{1}{2}$. Application of Theorem 7 supplies

$$H_1 = \Omega \left(\exp \left(\int_0^{\sqrt{\frac{1-2c}{2(1-c)}}} \ln \left(\frac{1-c-(1-c)x^2}{c+(1-c)x^2} \right) dx \right)^n \right) .$$

In the following we calculate the exact value of this integral. The integrand can be converted to the expression

$$\begin{aligned} \ln \left(\frac{1-c-(1-c)x^2}{c+(1-c)x^2} \right) &= \ln \left(\frac{1-x^2}{\frac{c}{1-c} + x^2} \right) \\ &= \ln(1-x^2) - \ln \left(\frac{c}{1-c} + x^2 \right) . \end{aligned}$$

The indefinite integral of $\ln(1-x^2)$ is

$$x \cdot \ln(1-x^2) - 2x + \ln \left(\frac{1+x}{1-x} \right) .$$

It can be evaluated for values $x \in [0, 1]$, but this is fine as $0 \leq k/n < 1$. Furthermore the indefinite integral of $\ln \left(\frac{c}{1-c} + x^2 \right)$ is

$$x \cdot \ln \left(\frac{c}{1-c} + x^2 \right) - 2x + 2\sqrt{\frac{c}{1-c}} \arctan \left(x \cdot \sqrt{\frac{1-c}{c}} \right) ,$$

which can be evaluated for all values, because $\frac{c}{1-c}$ is positive. The indefinite integral of the whole expression is received by the subtraction of both and evaluation of the bounds $k/n = \sqrt{\frac{1-2c}{2(1-c)}}$ and

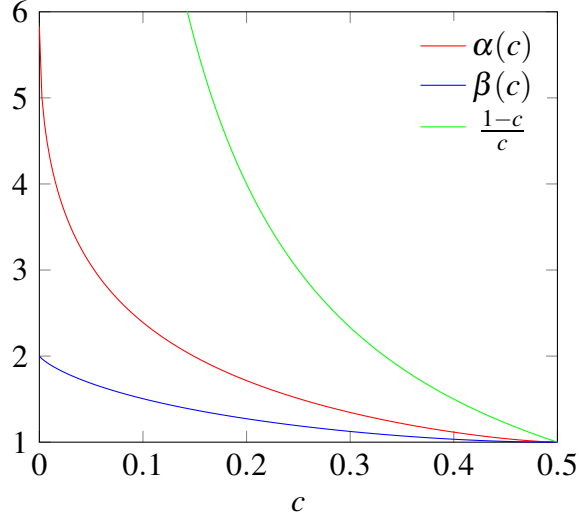


Figure 6: The functions $\alpha(c)$ and $\beta(c)$ for $c \in (0, \frac{1}{2})$

0 results in

$$\ln \left(\frac{1 + \sqrt{\frac{1-2c}{2(1-c)}}}{1 - \sqrt{\frac{1-2c}{2(1-c)}}} \right) - 2\sqrt{\frac{c}{1-c}} \arctan \left(\sqrt{\frac{1-2c}{2c}} \right) .$$

Application of the exp function on this result produces the claimed lower bound. \square

Lemma 3. *Let $c \in (0, \frac{1}{2})$. For ONEMAX, assume that the attractor has Hamming distance one to the optimum 1^n . Then the expected return time H_1 to the attractor is bounded from below by $H_1 = \Omega(\beta(c)^n)$, where*

$$\beta(c) = 2^{1/(1-c)} \cdot (1-c) \cdot c^{c/(1-c)} .$$

Proof. We use Theorem 7. The value $\beta(c)$ is already calculated in Theorem 11 Equation 8. \square

The following two theorems supply lower bounds on the expected optimization time of the ONEPSO optimizing the sorting problem and ONEMAX.

Theorem 12. *The expected optimization time $T_{\text{sort}}(n)$ of the ONEPSO sorting n items is bounded from below by*

$$T_{\text{sort}}(n) = \begin{cases} \Omega(n^2) & \text{if } c \in (\frac{1}{2}, 1] \\ \Omega(n^{\frac{8}{3}}) & \text{if } c = \frac{1}{2} \\ \Omega(\alpha(c)^n \cdot n^2) & \text{if } c \in (0, \frac{1}{2}) . \end{cases}$$

Proof. Consider the situation that the attractor has just been updated to a solution that has distance one to the optimum. Without loss of generality, we assume that the attractor is the identity permutation and the optimum is the transposition (01). The number of steps required for the next

(hence final) improvement of the attractor is a lower bound on the expected optimization time for the ONEPSO. We determine a lower bound on this number for various choices of c .

For all $c \in (0, 1]$ we apply Theorem 8. We use all permutations as set of states Y in the Markov process M . Let $\hat{Y} = X_1$ be the subset of states which are a single swap away from the attractor. Therefore the optimal solution is contained in \hat{Y} , but up to the point when the ONEPSO reaches the optimal solution it is indistinguishable from all other permutations in \hat{Y} . We will immediately prove that \hat{Y} is actually indistinguishable with respect to M . Initially the particle is situated on the attractor and after a single step it is situated at a permutation in \hat{Y} , where each permutation has equal probability. We use the permutation after the first step as the initial state of the Markov process Z_0 and all other Z_i are the successive permutations. Therefore Statement 1 of Definition 2 is fulfilled. Let $T = \min\{t > 0 \mid Z_t \in \hat{Y}\}$ the stopping time of Theorem 8. For each sequence of states Z_0, \dots, Z_T there is a one to one mapping to a sequence $\tilde{Z}_0 = Z_T, \tilde{Z}_1, \dots, \tilde{Z}_{T-1}, \tilde{Z}_T = Z_0$ which has equal probability to appear. The sequence $\tilde{Z}_0, \dots, \tilde{Z}_T$ is not the reversed sequence, because the forced steps would then lead to the wrong direction, but the sequence can be received by renaming the permutation indices. The renaming is possible because the permutations Z_0 and Z_T are both single swaps. As this one to one mapping exists also the Statement 2) of Definition 2 is fulfilled. Finally we need a bound on the expectation of T . If we are in $X_1 = \hat{Y}$ we can either go to the attractor by a forced move or random move and return to X_1 in the next step or we can go to X_2 by a random move and return to X_1 in expectation after H_2 steps. $E[T] = (c + (1 - c)/\binom{n}{2}) \cdot 2 + (1 - c) \cdot (1 - 1/\binom{n}{2}) (1 + H_2) = \Omega(H_2) =: h(M)$. Theorem 8 provides the lower bound $\Omega(|\hat{Y}| \cdot H_2)$ for the runtime to find the fixed permutation $(0, 1) \in \hat{Y}$ which is the optimal solution. From Equation 2 we get $H_2 = (p_1 \cdot H_1 - 1)/(1 - p_1) \geq (c \cdot H_1 - 1)/(1 - c)$. As $H_1 = \Omega(n^{2/3})$ for $c = \frac{1}{2}$ (see Theorem 6) and $H_1 = \Omega(\alpha(c)^n)$ for $c \in (0, \frac{1}{2})$ (see Lemma 2) also $H_2 = \Omega(H_1)$ for $c \in (0, \frac{1}{2}]$ which results in the lower bounds $T_{\text{sort}}(n) = \Omega(|\hat{Y}| \cdot H_1) = \Omega(\binom{n}{2} \cdot n^{2/3}) = \Omega(n^{8/3})$ for $c = \frac{1}{2}$ and $T_{\text{sort}}(n) = \Omega(|\hat{Y}| \cdot H_1) = \Omega(\binom{n}{2} \cdot \alpha(c)^n) = \Omega(n^2 \cdot \alpha(c)^n)$ for $c \in (0, \frac{1}{2})$. Trivially the return time to X_1 in M can be bounded by 2, which results in the lower bound $T_{\text{sort}}(n) = \Omega(n^2)$ for the case $c \in (\frac{1}{2}, 1]$. \square

Theorem 13. *The expected optimization time $T_{\text{ONEMAX}}(n)$ of the ONEPSO for solving ONEMAX is bounded from below by*

$$T_{\text{ONEMAX}}(n) = \begin{cases} \Omega(n \log n) & \text{if } c \in (\frac{1}{2}, 1] \\ \Omega(n^{\frac{3}{2}}) & \text{if } c = \frac{1}{2} \\ \Omega(\beta(c)^n \cdot n) & \text{if } c \in (0, \frac{1}{2}) \end{cases} .$$

Proof. First, let $c \in (\frac{1}{2}, 1]$. Then, with probability at least $\frac{1}{2}$, the initial solution contains at least $k = \lfloor n/2 \rfloor = \Omega(n)$ zeros. Each zero is flipped to one with probability $1/n$ in a random move, and none of the k entries is set to one in a move towards the attractor. The expected time required to sample the k distinct bit flips is bounded from below by the expected time it takes to obtain all coupons in the following instance of the coupon collector's problem: There are k coupons and each coupon is drawn independently with probability $1/k$. The expected time to obtain all coupons is $\Omega(k \log k)$ [MU05, Section 5.4.1]. It follows that the expected optimization time is $\Omega(n \log n)$ as claimed.

For $c \in (0, \frac{1}{2}]$ we use the same approach as in the proof of Theorem 12. Consider the situation that the attractor has just been updated to a solution that has distance one to the optimum. We use the set of all bit strings as set of states Y in the Markov process M . Let $\hat{Y} = X_1$ the subset of bit strings which is a single bit flip away from the attractor, hence \hat{Y} contains the optimum. Z_i and T are instantiated as in the proof of Theorem 12. Therefore Statement 1 of Definition 2 is fulfilled. Again for each sequence of states Z_0, \dots, Z_T we have a one to one mapping to a sequence $\tilde{Z}_0 = Z_T, \tilde{Z}_1, \dots, \tilde{Z}_{T-1}, \tilde{Z}_T = Z_0$ which has equal probability to appear. This sequence is again received by renaming the indices plus some bit changes according to the shape of the attractor. Hence also statement 2 of Definition 2 is fulfilled. Hence \hat{Y} is indistinguishable with respect to M . $E[T] = \Omega(H_2) =: h(M)$. Theorem 8 provides the lower bound $\Omega(|\hat{Y}| \cdot H_2)$ for the runtime to find the optimal solution. $H_2 \geq (c \cdot H_1 - 1)/(1 - c)$. As $H_1 = \Omega(n^{1/2})$ for $c = \frac{1}{2}$ (see Theorem 5) and $H_1 = \Omega(\beta(c)^n)$ for $c \in (0, \frac{1}{2})$ (see Lemma 3) also $H_2 = \Omega(H_1)$ for $c \in (0, \frac{1}{2}]$ which results in the lower bounds $T_{\text{ONEMAX}}(n) = \Omega(|\hat{Y}| \cdot H_1) = \Omega(n \cdot n^{1/2}) = \Omega(n^{3/2})$ for $c = \frac{1}{2}$ and $T_{\text{ONEMAX}}(n) = \Omega(|\hat{Y}| \cdot H_1) = \Omega(n \cdot \beta(c)^n) = \Omega(n \cdot \beta(c)^n)$ for $c \in (0, \frac{1}{2})$. \square

The lower bounds shown for $c = 0$ in Table 1 can also be derived from the indistinguishability property: In each case, let $\hat{Y} = Y$. It is readily verified that the initial state is uniformly distributed over \hat{Y} . Furthermore, any \hat{Y} - \hat{Y} -path can be reversed and has the same probability to occur. Therefore, Condition 2 of Definition 2 is satisfied and the lower runtime bound follows from Theorem 8 by choosing $h(M) = 1$.

Finally all runtime bounds claimed in Table 1 are justified and for this purpose all of the presented tools in section 4 are used.

6.3 Bounds with High Probability

Using standard arguments, we derive upper bounds on expected optimization time of ONEPSO that hold with high probability.

Theorem 14. *Let \mathcal{A} be a randomized Las Vegas algorithm with expected runtime $T(n)$. If \mathcal{A} is executed $\lambda \cdot \log_2(n)$ times and each time \mathcal{A} gets a time budget of $2 \cdot T(n)$, then \mathcal{A} terminates successfully at least once with high probability.*

Proof. From Markov's inequality we have that each repetition of the algorithm independently terminates successfully with probability at least $1/2$. Therefore, all runs of \mathcal{A} are unsuccessful with probability at most

$$\left(\frac{1}{2}\right)^{\lambda \cdot \log_2(n)} = n^{-\lambda},$$

which completes the proof. \square

This result implies the following bounds for ONEPSO.

Corollary 2. *If the ONEPSO is repeated $\lambda \cdot \log_2(n)$ times but each repetition is terminated after $2 \cdot T(n)$ iterations, where $T(n)$ is the upper bound on the expected number of iterations to find the optimum specified in theorems 10 and 11 with suitable constant factor, then ONEPSO finds the optimal solution with high probability.*

6.4 Bounds for D-PSO

The upper bounds on the runtime of ONEPSO in Theorem 10 and Theorem 11 directly imply upper bounds for D-PSO. Recall that we denote by c the parameter of ONEPSO and by $T_{\text{ONEMAX}}(n)$ and $T_{\text{sort}}(n)$ the expected optimization time of ONEPSO for ONEMAX and sorting, respectively.

Corollary 3. *Let $T'_{\text{ONEMAX}}(n)$ and $T'_{\text{sort}}(n)$ be the expected optimization time of D-PSO for ONEMAX and sorting, respectively. If $c = c_{\text{loc}} + c_{\text{glob}}$, then $T'_{\text{ONEMAX}}(n) = O(T_{\text{ONEMAX}}(n))$ and $T'_{\text{sort}}(n) = O(T_{\text{sort}}(n))$.*

Proof. In each trial to improve the value of the global attractor at least the particle which updated the global attractor has its local attractor at the same position as the global attractor. This particle behaves exactly like the single particle in ONEPSO until the global attractor is improved. Therefore we have at most P times more objective function evaluations than ONEPSO, where P is the number of particles. Since we consider P to be a constant, the theorem follows. \square

In contrast, the lower bounds for ONEPSO do not apply for D-PSO for the following reason. The bottleneck for ONEPSO is the very last improvement step. However, D-PSO may be faster at finding the last improvement, because it may happen that the local and global attractor of a particle have both distance one to the optimum but are not equal. In this case there is a constant probability of moving to the optimum, if a particle is at one of the two attractors whereas for ONEPSO, the probability of moving towards the optimum if the particle is located at the attractor tends to zero for large n .

7 Towards a General Framework

In the previous section we applied the tools from Section 4 to prove bounds on the runtime of ONEPSO. In this section we provide some remarks on how our tools can be applied to other settings. In particular, our tools are useful for analyzing randomized search heuristics that are not elitism-based. If an algorithm is elitism-based, such as the $(1 + 1)$ -EA, then the standard fitness-level arguments are all that is needed to obtain runtime results.

To compute the expected runtime of elitism-based algorithms and even algorithms, which are not elitism-based, one can use Markov models. We used them in two different settings. First we use the Markov model to determine the expected time until the attractor is reached again. For this purpose we used the Markov model such that each state represents all positions that have a specific distance to the attractor. After we have calculated the return time to the attractor we combined the result with the fitness level method to receive upper bounds. For lower bounds we combined the result of the Markov model with the fact that in the Markov model containing all solutions as states the optimal solution is indistinguishable (in the sense of Definition 2) to many other positions. Therefore we could multiply the number of solutions indistinguishable to the optimum by the expected return time to the attractor to receive lower bounds. This was possible because H_2 , the expected return time to decrease the distance to the attractor at the state of distance two to the attractor, has the same magnitude as H_1 , the expected return time to decrease the distance to the attractor at the state of distance one. In most cases it can be verified easily that these

expected return times have the same magnitude for at least all states which represent solutions with a constant distance, i. e., $H_i = \Theta(H_1)$ for $i = O(1)$.

In most cases the search space can be separated into sets of solutions with a common distance to another fixed solution. This could be the optimal position, a best so far solution as in our case or something else. For all those separations it is true that a solution either moves a single step towards that distinguished solution, stays in the same distance, or moves a single step away of the distinguished solution. This almost maps to the described Markov model in Definition 1, because it differs in the fact that in the presented Markov model one could not stay in the same state. In most cases one can slightly transform the model to receive the needed condition. For example one can divide all probabilities by one minus the probability to stay in the same state and also divide the result of the expected time by that factor and set the probability to stay at the same state to zero.

After the probabilities are bounded one can directly apply Theorem 4 if the probability bounds are constant, Theorem 5 if the probabilities are larger than $1/2$ and grow linearly, Theorem 6 if the probabilities are at least $1/2$ and the numerator of the probability grows in the same magnitude as the denominator, Theorem 7 if the probabilities start at a value lower than $1/2$ or if nothing matches then the actual formula described in Equation 5 needs to be analyzed in the individual situation.

An additional opportunity is given by the property of indistinguishability specified in Definition 2. One may find a Markov model, probably the complete solution space, where some or many solutions look equal to the optimizing algorithm as long as the solutions are not visited. In that case Theorem 8 directly supplies a lower bound on the expected time to reach the optimum. Actually this argument can also be used if the analyzed solution or solutions are not the optimum.

8 Conclusion

We propose a simple and general PSO algorithm for a broad class of discrete optimization problems. For one particle, we provide upper and lower bounds on its expected optimization time for the sorting problem and ONEMAX and generalize the upper bounds to D-PSO with arbitrary number of particles. Depending on the parameter c , which is the probability of moving towards the attractor, the expected optimization time may be polynomial ($c \geq 1/2$) and exponential ($c < 1/2$), resp. The cornerstone of our analysis are Θ -bounds on the expected time it takes until the PSO returns to the attractor. We do a general analysis of Markov chains and provide tools to evaluate expected return times for certain classes of transition probabilities. Additionally we establish a useful general property of indistinguishability of a Markov process for obtaining lower bounds on the expected first hitting time of a special state. Finally, to make the application of the presented tools on other Markov chains, often appearing in the analysis of randomized algorithms, easier we supply a guide how to use the presented tools for other problems.

For future work, it would be interesting to see if the upper and lower bounds on the expected optimization time for ONEMAX given in Theorems 11 and 13 are valid for any linear function $f : \{0, 1\}^n \rightarrow \mathbb{R}$, $f(x_1, x_2, \dots, x_n) = \sum_i w_i x_i$. Furthermore, we conjecture that the upper bounds on the sorting problem and $c \geq 1/2$ are tight, as well as the upper bound for ONEMAX and $c = 1/2$. Another direction for future work is to apply our technical tools to other meta-heuristics.

In particular, our tools may be useful in the analysis of “non-elitist” meta-heuristics, for instance the Strong Selection Weak Mutation (SSWM) evolutionary regime introduced in [Gil83] as an example of non-elitist algorithm.

Finally, it would be interesting to determine the return time to the state S_0 in a more general Markov model $\mathcal{M}((p_i)_{1 \leq i \leq n})$, where $p_i = 1/2 + z(i, n)$ such that $z(i, n) = \text{poly}(i)/\text{poly}(n)$ and $z(i, n)$ is non-decreasing for $1 \leq i \leq n$. This would generalize Theorems 5 and 6, and shed some light on the relation between $z(i, n)$ and the return time to state S_0 . Here, we conjecture that for $z(i, n)$ as defined above the return time is in $\text{poly}(n)$. Finally a proof for the claimed upper bound of $O(n!)$ on the expected time to reach a specified permutation in the graph of permutations by an actual random walk searching for the optimum would be beneficial. Although this looks like a problem that could have been solved already a proof could not be found.

References

- [BP98] Vineet Bafna and Pavel A. Pevzner. Sorting by transpositions. *SIAM Journal on Discrete Mathematics*, 11(2):224–240, 1998.
- [DJW01] Stefan Droste, Thomas Jansen, and Ingo Wegener. Dynamic parameter control in simple evolutionary algorithms. In *Proc. 6th ACM/SIGEVO Workshop on Foundations of Genetic Algorithms (FOGA)*, pages 275–294, 2001.
- [DJW02] Stefan Droste, Thomas Jansen, and Ingo Wegener. On the analysis of the (1+1) evolutionary algorithm. *Theoretical Computer Science*, 276(1):51–81, 2002.
- [DNSW07] Benjamin Doerr, Frank Neumann, Dirk Sudholt, and Carsten Witt. On the runtime analysis of the 1-ANT ACO algorithm. In *Proc. 9th ACM Genetic and Evolutionary Computation Conference (GECCO)*, pages 33–40, 2007.
- [EK95] Russell C. Eberhart and James Kennedy. A new optimizer using particle swarm theory. In *Proc. 6th International Symposium on Micro Machine and Human Science*, pages 39–43, 1995.
- [Gil83] John H. Gillespie. Some properties of finite populations experiencing strong selection and weak mutation. *The American Naturalist*, 121(5):691–708, 1983.
- [GKP94] Ronald L. Graham, Donald E. Knuth, and Oren Patashnik. *Concrete Mathematics: A Foundation for Computer Science*. Addison-Wesley Longman, 2nd edition, 1994.
- [GW03] Oliver Giel and Ingo Wegener. Evolutionary algorithms and the maximum matching problem. In *Proc. 20th Symp. on Theoretical Aspects of Computer Science (STACS)*, pages 415–426, 2003.
- [Hir15] Michael D. Hirschhorn. Wallis’s product and the central binomial coefficient. *The American Mathematical Monthly*, 122(7):689, 2015.

- [HMHW11] Matthias Hoffmann, Moritz Mühlenthaler, Sabine Helwig, and Rolf Wanka. Discrete particle swarm optimization for TSP: Theoretical results and experimental evaluations. In *Proc. 2nd Int. Conf. on Adaptive and Intelligent Systems (ICAIS)*, pages 416–427, 2011.
- [KE95] James Kennedy and Russell C. Eberhart. Particle swarm optimization. In *Proc. IEEE International Conference on Neural Networks*, volume 4, pages 1942–1948, 1995.
- [KE97] James Kennedy and Russell C. Eberhart. A discrete binary version of the particle swarm algorithm. In *Proc. IEEE Int. Conf. on Systems, Man, and Cybernetics*, volume 5, pages 4104–4108, 1997.
- [MRS⁺17] Moritz Mühlenthaler, Alexander Raß, Manuel Schmitt, Andreas Siegling, and Rolf Wanka. Runtime analysis of a discrete particle swarm optimization algorithm on sorting and OneMax. In *Proc. 14th ACM/SIGEVO Workshop on Foundations of Genetic Algorithms (FOGA)*, pages 13–24, 2017.
- [MU05] Michael Mitzenmacher and Eli Upfal. *Probability and Computing*. Cambridge University Press, 2005.
- [NW07] Frank Neumann and Carsten Witt. Runtime analysis of a simple ant colony optimization algorithm. *Algorithmica*, 54(2):243–255, 2007.
- [OD10] J. E. Onwunalu and L. J. Durlofsky. Application of a particle swarm optimization algorithm for determining optimum well location and type. *Computational Geosciences*, 14:183–198, 2010.
- [Pap91] Christos H. Papadimitriou. On selecting a satisfying truth assignment. In *Proc. 32nd IEEE Symp. on Foundations of Computer Science (FOCS)*, pages 163–169, 1991.
- [Pet92] Marko Petkovšek. Hypergeometric solutions of linear recurrences with polynomial coefficients. *Journal of Symbolic Computation*, 14(2):243–264, 1992.
- [RPPN09] K. Ramanathan, V. M. Periasamy, M. Pushpavanam, and U. Natarajan. Particle swarm optimisation of hardness in nickel diamond electro composites. *Archives of Computational Materials Science and Surface Engineering*, 1:232–236, 2009.
- [Sch99] Uwe Schöning. A probabilistic algorithm for k -SAT and constraint satisfaction problems. In *Proc. 40th IEEE Symp. on Foundations of Computer Science (FOCS)*, pages 410–414, 1999.
- [Sch15] Berthold Immanuel Schmitt. Convergence analysis for particle swarm optimization. Doctoral thesis, University of Erlangen-Nuremberg, Germany, 2015.
- [SSW15] Lydia Schwab, Manuel Schmitt, and Rolf Wanka. Multimodal medical image registration using particle swarm optimization with influence of the data’s initial orientation. In *Proc. 12th IEEE Conf. on Computational Intelligence in Bioinformatics and Computational Biology (CIBCB)*, pages 403–410, 2015.

- [STW04] Jens Scharnow, Karsten Tinnefeld, and Ingo Wegener. The analysis of evolutionary algorithms on sorting and shortest paths problems. *Journal of Mathematical Modelling and Algorithms*, 3(4):349–366, 2004.
- [SW08] Dirk Sudholt and Carsten Witt. Runtime analysis of binary PSO. In *Proc. 10th ACM Genetic and Evolutionary Computation Conf. (GECCO)*, pages 135–142, 2008.
- [SW10] Dirk Sudholt and Carsten Witt. Runtime analysis of a binary particle swarm optimizer. *Theoretical Computer Science*, 411(21):2084–2100, 2010.
- [VOK07] Kalyan Veeramachaneni, Lisa Osadciw, and Ganapathi Kamath. Probabilistically driven particle swarms for optimization of multi valued discrete problems: Design and analysis. In *Proc. IEEE Swarm Intelligence Symposium (SIS)*, pages 141–149, 2007.
- [Weg02] Ingo Wegener. Methods for the analysis of evolutionary algorithms on pseudo-boolean functions. In Ruhul Sarker et al., editor, *Evolutionary Optimization*, chapter 14, pages 349–369. Springer, 2002.
- [WSZ⁺04] Mark P. Wachowiak, Renata Smolíková, Yufeng Zheng, Jacek M. Zurada, and Adel S. Elmaghraby. An approach to multimodal biomedical image registration utilizing particle swarm optimization. *IEEE Transactions on Evolutionary Computation*, 8:289–301, 2004.
- [YWL⁺17] Qidong Yang, Jian Wu, Yueqing Li, Weidong Li, Lijuan Wang, and Yang Yang. Using the particle swarm optimization algorithm to calibrate the parameters relating to the turbulent flux in the surface layer in the source region of the Yellow River. *Agricultural and Forest Meteorology*, 232:606–622, 2017.