

Insertion-based Decoding with Automatically Inferred Generation Order

Jiatao Gu[†], Qi Liu[‡] and Kyunghyun Cho^{†‡}

[†]Facebook AI Research

[‡]New York University, CIFAR Azrieli Global Scholar

[†]{jgu, qiliu, kyunghyuncho}@fb.com

Abstract

Conventional neural autoregressive decoding commonly assumes a left-to-right generation order. In this work, we propose a novel decoding algorithm – INDIGO – which supports flexible generation in an arbitrary order with the help of insertion operations. We use Transformer, a state-of-the-art sequence generation model, to efficiently implement the proposed approach, enabling it to be trained with either a pre-defined generation order or an adaptive order searched based on the model’s own preference. Experiments on three real-world tasks, including machine translation, word order recovery and code generation, demonstrate that our algorithm can generate sequences in an arbitrary order, while achieving competitive or even better performance compared to the conventional left-to-right generation. Case studies show that INDIGO adopts adaptive generation orders based on input information.

1 Introduction

Neural autoregressive models have become the *de facto* standard in a wide range of sequence generation tasks, such as machine translation (Bahdanau et al., 2014), summarization (Rush et al., 2015) and dialogue systems (Vinyals and Le, 2015). In these studies, it is often the case that a sequence is modeled autoregressively with the left-to-right generation order, which raises the question of whether generation in an arbitrary order is worth considering (Vinyals et al., 2015; Ford et al., 2018). Nevertheless, previous studies on generation orders mostly resort to a fixed set of generation orders, showing particular choices of ordering are helpful (Wu et al., 2018; Ford et al., 2018; Mehri and Sigal, 2018) without providing an efficient algorithm for finding an adaptive generation order, or

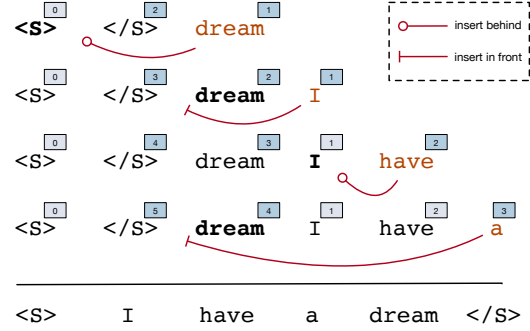


Figure 1: An example of INDIGO. At each step, we simultaneously predict the next symbol and its location to be inserted. Then the positions of the whole sentence are updated. The final output sequence is obtained by mapping the words based on their positions.

restrict the problem scope to n -gram segment generation (Vinyals et al., 2015).

In this paper, we first propose a novel decoding algorithm, *INsertion-based Decoding with Inferred Generation Order* (INDIGO), which assumes generation orders as latent variables and can be automatically inferred based on input information. Given that absolute positions are unknown before generating the whole sequence, we use an relative representation of positions to capture generation orders based on relative positions, which is equivalent to decode with *insertion* operations. A demonstration is shown in Fig. 1.

We implement the algorithm with the Transformer (Vaswani et al., 2017) – a state-of-the-art sequence generation model – where the generation order is directly captured as relative positions through self-attention inspired by (Shaw et al., 2018). We maximize the evidence lower-bound (ELBO) of the original objective function and study four approximate posterior distributions of generation orders to learn a sequence generation model that uses the proposed INDIGO decoding scheme.

Experimental results on machine translation,

*This work was completed while the author worked as an AI resident at Facebook AI Research.

code generation and word order recovery demonstrate that our algorithm can generate sequences with arbitrary orders, while achieving competitive or even better performance compared to the conventional left-to-right generation. Case studies show that the proposed method adopts adaptive orders based on input information.

2 Neural Autoregressive Decoding

Let us consider the problem of generating a sequence $Y = (y_1, \dots, y_T)$ conditioned on some input information, e.g., a source sequence $X = (x_1, \dots, x_{T'})$. Our goal is to build a model parameterized by θ that models the conditional probability of Y given X , which is factorized in:

$$p_\theta(Y|X) = \prod_{t=0}^T p_\theta(y_{t+1}|y_{0:t}, x_{1:T'}), \quad (1)$$

where y_0 and y_{T+1} are special tokens $\langle s \rangle$ and $\langle /s \rangle$, respectively. The model sequentially predicts the conditional probability of the next token at each step t , which can be implemented by any function approximator such as RNNs (Bahdanau et al., 2014) and Transformer (Vaswani et al., 2017).

Learning Neural autoregressive model is commonly learned by maximizing the conditional likelihood $\log p(Y|X) = \sum_{t=0}^T \log p_\theta(y_{t+1}|y_{0:t}, x_{1:T'})$ given a set of parallel examples.

Decoding A common way to decode a sequence given a trained model is to make use of the autoregressive nature that allows us to predict one word at each step. Given any source X , we essentially follow the order of factorization to generate tokens sequentially using some heuristic-based algorithms such as greedy decoding and beam search.

3 Decoding with Latent Order

Eq. 1 explicitly assumes a *left-to-right* (L2R) generation order of the sequence Y . In principle, we can factorize the sequence probability in any permutation and train the model for each permutation separately. As long as we have infinite amount of data with proper optimization methods, all these models work equally.

Vinyals et al. (2015) have shown that the generation order of a sequence matters in many real-world tasks, for instance language modeling. The L2R order is a strong inductive bias, as it is “natural”

for most human-beings to read sequences following the L2R order. However, L2R is not necessarily the optimal option for generating sequences. For instance, languages such as Arabic follow a right-to-left (R2L) order to write a sentence; some languages such as Japanese are inferior to be translated in a R2L order because of its special characteristics (Wu et al., 2018). For formal language generation such as code generation, it is beneficial to be generated based on abstract syntax trees (Yin and Neubig, 2017).

Therefore, a natural question arises, *how can we decode a sequence in its best order?*

3.1 Ordering as Latent Variables

We address this question by explicitly modeling the generation order as latent variables during the decoding process. Similar to Vinyals et al. (2015), the target sequence Y generated in a particular order $\pi = (z_1, z_2, \dots, z_T) \in \mathcal{P}_T^1$ is written as $Y_\pi = (y_{z_1}, \dots, y_{z_T})$, where (y_{z_t}, z_t) represents the t -th generated token and its absolute location, respectively. Under this formulation, $z_t = t$ and $z_t = T + 1 - t$ for L2R and R2L, respectively.

The conditional probability of the sequence is modeled by marginalizing out the order:

$$\begin{aligned} p_\theta(Y|X) &= \sum_{\pi \in \mathcal{P}_T} p_\theta(Y_\pi|X) \\ &= \sum_{\pi \in \mathcal{P}_T} \prod_{t=0}^T p_\theta(y_{z_{t+1}}|y_{z_{0:t}}, x_{1:T'}), \end{aligned} \quad (2)$$

where we fix $z_0 = 0, z_{T+1} = T + 1$.

3.2 Relative Representation of Positions

It is fundamentally difficult to directly use Eq. 2 for decoding, because we do not know how many tokens (T) in total will be generated before the special $\langle /s \rangle$ is predicted during generation. The paradox arises when we predict both the token and its position (y_{z_t}, z_t) simultaneously at each step.

Position Update It is essential to use a position representation which does not rely on the absolute locations. Thus, we replace absolute locations with the *relative positions* for each generated word. Formally, we model $p_\theta(y_{z_{t+1}^{t+1}}, z_{0:t+1}^{t+1}|y_{z_{0:t}^t}, x_{1:T'})$, where $z_{0:t+1}^{t+1}$ represents the locations of words in a partial sequence. For example, the locations

¹ We use \mathcal{P}_T to represent the union of all permutations of $\{1, \dots, T\}$.

for sequence ($\langle s \rangle$, $\langle /s \rangle$, dream, I, a, have) are ($z_0^{t+1} = 0, z_1^{t+1} = 5, z_2^{t+1} = 4, z_3^{t+1} = 1, z_4^{t+1} = 3, z_5^{t+1} = 2$) in Fig. 1 at step $t + 1$.

Relational Vectors As $z_{0:t}^t$ change across different steps, we use relational vectors to encode the positions $z_{0:t}^t$ inspired by Shaw et al. (2018). z_i^t is represented as a trinary vector: $r_i^t \in \{-1, 0, 1\}^t$ and its j -th element is defined as:

$$r_{i,j}^t = \begin{cases} -1 & z_j^t > z_i^t \text{ (left)} \\ 0 & z_j^t = z_i^t \text{ (middle)} \\ 1 & z_j^t < z_i^t \text{ (right)} \end{cases}, \quad (3)$$

where the elements of r_i^t show the relative positions with respect to all the other words in the partial sequence at step t . As r_i^t is a column vector, we use matrix $R^t = [r_0^t, r_1^t, \dots, r_t^t]$ to show the positions of all the words in the sequence. The relational vector can always be mapped back to z_i^t by:

$$z_i^t = \sum_{j=1}^t \max(0, r_{i,j}^t) \quad (4)$$

One of the biggest advantages for using relational vectors is that we only preserve the most straightforward positional relations (left, middle and right), which keeps the relative positions between any two words unchanged once they are determined. That is to say, *updating* the relative positions is simply *extending* the existing relational matrix with the newly predicted relational vector $r_{t+1} = [r_{t+1,0}, \dots, r_{t+1,t}]^\top$:

$$R^{t+1} = \begin{bmatrix} r_{0,0}^t & \cdots & r_{t,0}^t & r_{t+1,0} \\ \vdots & \ddots & \vdots & \vdots \\ r_{0,t}^t & \cdots & r_{t,t}^t & r_{t+1,t} \\ -r_{t+1,0} & \cdots & -r_{t+1,t} & 0 \end{bmatrix} \quad (5)$$

Insertion Operations The next position r_{t+1} is valid iff. predicting r_{t+1} is equivalent to determine where to perform the *insertion* operation for the next word in essence. In this work, insertion is performed by choosing an existing word y_{r_k} (the word generated at k -th step, $0 \leq k \leq t$) and insert to its left ($r = -1$) or right ($r = 1$). Then the predicted r_{t+1} is computed as:

$$r_{t+1,j} = \begin{cases} r & j = k \\ r_{k,j} & j \neq k \end{cases}, \quad \forall j \in [0, t] \quad (6)$$

Algorithm 1 Insertion-based Decoding

Input: $Y = (\langle s \rangle, \langle /s \rangle)$, $R = [0, -1; 1, 0]$
repeat
 Predict the next word y .
 if y is $\langle \text{eod} \rangle$ **then**
 break
 end if
 Choose an existing word $y' \in Y$, insert y to its left- or right-hand-side.
 Compute the relational vector r (Eq. (6)).
 Update $R \leftarrow r$ (Eq. (5)). $Y \leftarrow y$.
until Reach the maximum length
Map back to absolute positions Z (Eq. (4))
Reorder Y : $y_{z_i} = y_i \quad \forall z_i \in Z, i \in [0, T]$

3.3 Insertion-based Decoding

To conclude the discussion above, we propose the new decoding algorithm: INsertion-based Decoding with Inferred Generation Order (INDIGO). A general framework of the proposed insertion-based decoding is summarized in Algorithm 1. Here we use two special initial tokens $\langle s \rangle$, $\langle /s \rangle$ to represent the starting and ending positions to set the boundaries, and have the third special token $\langle \text{eod} \rangle$ as the end-of-decoding. Also, insertion to the left of $\langle s \rangle$ and to the right of $\langle /s \rangle$ are not allowed.

4 Model

We implement the proposed insertion-based decoding using Transformer-INDIGO an extension of the Transformer (Vaswani et al., 2017). To the best of our knowledge, Transformer-INDIGO is the first probabilistic model that models generation order in autoregressive decoding. The overall framework is shown in Fig. 2.

4.1 Network Design

Our model reuses most of the components of the original Transformer except that we argument it with additional self-attention with relative positions, word/position joint prediction and position updating modules.

Self-Attention One of the major challenges that prevents the vanilla Transformer from generating arbitrary orders is that the standard positional embeddings are unusable as mentioned in Section 3.2, since decoding in an arbitrary order will destroy the absolute word location representations. In contrast, we adapt Shaw et al. (2018) to relative positions

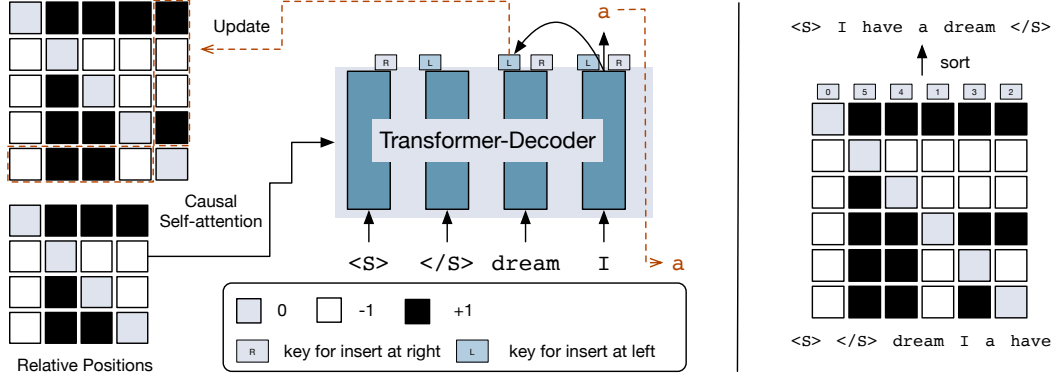


Figure 2: The overall framework of the proposed Transformer-INDIGO.

in Transformer. While Shaw et al. (2018) set a clipping distance d for relative positions (usually $d \geq 2$), our relational vectors set $d = 1$, enabling the Transformer to capture the order information at ease as long as $n_{\text{layers}} \geq 2$.

Each attention head in a multi-head self-attention module of Transformer-INDIGO operates on an input sequence, $u = (u_0, \dots, u_t)$ and its corresponding relative position representations R^t , where $u_i \in \mathbb{R}^{d_{\text{model}}}$. We compute the unnormalized energy $e_{i,j}$ for attention as:

$$e_{i,j} = \frac{(u_i \cdot Q) \cdot (u_j \cdot K + A_{[r_{i,j}^t+1]})^\top}{\sqrt{d_{\text{model}}}}, \quad (7)$$

where $Q, K \in \mathbb{R}^{d_{\text{model}} \times d_{\text{model}}}$ and $A \in \mathbb{R}^{3 \times d_{\text{model}}}$ are parameter matrices. $A_{[r_{i,j}^t+1]}$ is the row vector indexed by $r_{i,j}^t + 1$. The indexed vector biases all the input keys based on the relative location.

Word & Position Prediction Module Similar to the vanilla Transformer, we take the representation from the last layer $H = [h_0; \dots; h_t]$ of the decoder to predict both the next word $y_{r_{t+1}}$ and its relational vector r_{t+1} by the following factorization: $p(y_{r_{t+1}}|H) \cdot p(r_{t+1}|y_{r_{t+1}}, H)$.

More precisely, we project each h_i four times using projection matrices, $L, R, U, V \in \mathbb{R}^{d_{\text{model}} \times d_{\text{model}}}$. As described in Sec. 3.2, the two matrices, L and R , are used to compute the keys for pointing, considering that each word has two “keys” (left and right) for inserting the generated word. U and V are used to query these keys and the word embeddings, respectively. The detailed steps for word & position prediction can be summarized as follows:

1. Predicting the next word:

$$y_{r_{t+1}} \sim \text{softmax} \left((h_t \cdot V) \cdot W^\top \right),$$

2. Predicting the relative position by pointing the keys based on the generated word:

$$k_{t+1} \sim p_{\text{pointer}}(k|y_{t+1}, H) = \text{softmax} \left((h_t \cdot U + W_{[y_{t+1}]}) (H \cdot \text{cat}[L, R])^\top \right),$$

where $W_{[y_{t+1}]}$ is the embedding of the predicted word, and $k_{t+1} \in [0, 2 \cdot t)$. The predicted r_{t+1} is computed accordingly (Eq. (6)).

Position Updating As described in Sec. 3.1, we update the relative position matrix R^t according to the predicted r_{t+1} from the decoder. Because updating the relative positions will not change the pre-computed relative-position representations, generation from the Transformer-INDIGO is as efficient as the standard Transformer.

4.2 Learning

Training requires maximizing the marginalized likelihood in Eq. (2). This is however intractable since we need to enumerate all $T!$ permutations of tokens. Instead, we maximize the evidence lower-bound (ELBO) of the original objective by introducing an approximate posterior distribution of generation orders $q(\pi|X, Y)$, which provides the probabilities of latent generation orders based on the ground-truth sequences X and Y :

$$\begin{aligned} \mathcal{L}_{\text{ELBO}} &= \mathbb{E}_{\pi \sim q} \log p_\theta(Y_\pi|X) \\ &= \mathbb{E}_{r_{1:T+1} \sim q} \left(\sum_{t=0}^T \underbrace{\log p_\theta(y_{r_{t+1}}|y_{r_{0:t}}, x_{1:T'})}_{\text{Word Prediction Loss}} \right. \\ &\quad \left. + \underbrace{\log p_\theta(r_{t+1}|y_{r_{0:t+1}}, x_{1:T'})}_{\text{Position Prediction Loss}} \right) + \mathcal{H}(q), \end{aligned} \quad (8)$$

where $\pi = r_{1:T+1}$, sampled from $q(\pi|X, Y)$, is represented as relative positions. Given a sampled order, the learning objective is divided into the translation objective (word prediction loss) and the position prediction objective, where for the latter, we compute the position probability as the sum of

$$p_\theta(r_{t+1}|\cdot) = p_{\text{pointer}}(k^l|\cdot) + p_{\text{pointer}}(k^r|\cdot), \quad (9)$$

where k^l, k^r are the pointed position resulting to the same relative position considering that each insertable location (except for $\langle s \rangle, \langle /s \rangle$) can be reached by two words at its left and right sides. Here we study two types of $q(\pi|X, Y)$:

Pre-defined Order If we already possess some prior knowledge about the sequence, e.g., the L2R order is proven to be a strong baseline in many scenarios (Cho et al., 2015), we assume a Dirac-delta distribution $q(\pi|X, Y) = \delta(\pi = \pi^*(X, Y))$, where $\pi^*(X, Y)$ is a predefined order given X and Y . In this paper, we study a set of pre-defined orders for evaluating their effect on generation.

Searched Adaptive Order (SAO) Another option is to choose the approximated posterior q as the point estimation that maximizes $\log p_\theta(Y_\pi|X)$. In practise, we approximate these generation orders π through *beam-search* (BS, Pal et al., 2006).

More specifically, we maintain B sub-sequences with the maximum probabilities using a set \mathcal{B} . At each step t and every sub-sequence $y_{r_{1:t}}^{(b)} \in \mathcal{B}$, we evaluate the probabilities of every possible choice from the left words $y' \in Y/y_{r_{1:t}}^{(b)}$ and its corresponding position r' . We calculate the cumulative likelihood for each y', r' , $\log p_\theta(y', r'|y_{r_{1:t}}^{(b)}, x_{1:T'}) + \log p(y_{r_{1:t}}^{(b)}|x_{1:T'})$, based on which we select top- B sub-sequences as the new set \mathcal{B} for the next step. In the end, we optimize our objective as an average over the searched orders:

$$\mathcal{L}_{SAO} = \frac{1}{B} \sum_{\pi \in \mathcal{B}} \log p_\theta(Y_\pi|X) \quad (10)$$

Beam Search with Noise The goal of beam search is to approximately find the most likely generation order given the current model, which limits learning from exploring other generation orders that may not be favourable currently but may ultimately be deemed better. Furthermore, prior research (Vijayakumar et al., 2016) also pointed out that the search space of the standard beam-search is restricted and they proposed to have a

more diverse beam-search by searching divided into groups. We encourage exploration by injecting noise during beam search (Cho, 2016). Particularly, we found it effective to keep the dropout on (e.g. dropout = 0.1), greatly increasing the diversity of the searched orders.

Bootstrapping from a Pre-defined Order During preliminary experiments, sequences returned by beam-search were often degenerated by always predicting common or functional words (e.g. “the”, “,”, etc.) as the first several tokens, leading to inferior performance. We conjecture that is due to the fact that the position prediction module learns much faster than the word prediction module, and it quickly captures spurious correlations induced by a poorly initialized model. It is essential to balance the learning process of these modules. To do so, We bootstrap the model by training the same model with a pre-defined order (e.g. L2R), and then continue training with pre-trained parameters before training with beam-searched orders.

4.3 Decoding

As for decoding, we directly follow the Algorithm 1 to sample or decode greedily from the proposed model. However, in practise beam-search is important to explore the output space for neural autoregressive models. In our implementation, we also perform beam-search for INDIGO as a two-step search. Suppose the beam size B , at each step, we do beam-search for word prediction first, and then with the searched words, try out all possible positions and select the top- B sub-sequences.

5 Experiments

We evaluate INDIGO extensively on three challenging sequence generation tasks: word order recovery, machine translation and natural language to code generation (NL2Code). We compare the pre-defined order (the left-to-right order in default) with the adaptive orders obtained by beam-search for training the Transformer-INDIGO.

5.1 Experimental Settings

Dataset The machine translation experiments are conducted on three language pairs: WMT 16 Romanian-English (Ro-En)², WMT 18 English-Turkish (En-Tr)³ and KFTT English-Japanese (En-

² <http://www.statmt.org/wmt16/translation-task.html>

³ <http://www.statmt.org/wmt18/translation-task.html>

Dataset	Train	Dev	Test	Average target length (words)
Ro-En	620k	2000	2000	26.48
En-Tr	207k	3007	3000	25.81
En-Ja	405k	1166	1160	27.51
NL-Code	16k	1000	1801	8.87

Table 1: Overall dataset statistics for the three MT and NL2Code datasets.

Pre-defined Order	Descriptions
Left-to-right (L2R)	Generate words from left to right.
Right-to-left (R2L)	Generate words from right to left.
Odd-Even (ODD)	Generate words at odd positions from left to right, then generate even positions similarly.
Syntax-tree (SYN)	Generate words with a top-down left-to-right order based on the dependency tree.
Common-First (CF)	Generate all common words first from left to right, and then generate the others.
Rare-First (RF)	Generate all rare words first from left to right, and then generate the remaining.
Random (RND)	Generate words in a randomly shuffled order

Table 2: Descriptions of all pre-defined orders used to supervise the proposed model in this work.

Ja)⁴, considering the diversity of grammatical structures of target languages. We use the English part of the Ro-En dataset as the training examples for the word order recovery task. For the NL2Code task, we use the Django dataset (Oda et al., 2015)⁵. The dataset statistics can be found in Table 1. Target sequences are much shorter for code generation (~ 9) than machine translation datasets (~ 26).

Preprocessing We apply the standard tokenization⁶ and normalization on all datasets. We perform 32,000 joint BPE (Sennrich et al., 2015) operations for the MT datasets, and use all unique words as the vocabulary for NL2Code.

Model We set $d_{\text{model}} = 512$, $d_{\text{hidden}} = 2048$, $n_{\text{heads}} = 8$, $n_{\text{layers}} = 6$, $\text{lr}_{\text{max}} = 0.0005$, $\text{warmup} = 4000$ and $\text{dropout} = 0.1$ throughout all experiments. The source and target embedding matrices are shared except for En-Ja, where we found that duplicating the embeddings significantly improves the translation quality. Both the encoder and decoder use relative positions during self-attention except for the word order recovery experiments (where no position embedding is used). We did not introduce task-specific modules such as copying (Gu et al., 2016) for model simplicity.

Training When training with the pre-defined order, we first reorder words of each training se-

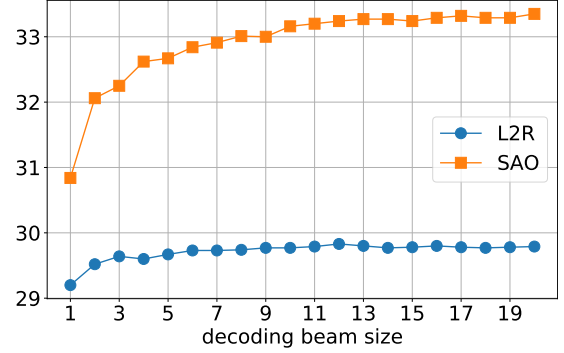


Figure 3: BLEU scores on word order recovery task on the test set with various beam sizes during decoding.

quence in advance accordingly and generate another sequence which provides supervision of the ground-truth positions that each word is to be inserted. We test the pre-defined orders listed in Table 2. SYN orders are generated based on the dependency parser⁷ to get the tree structures of the target sequences; CF & RF orders are obtained based on vocabulary cutoff so that the number of common words and the number of rare words are approximately the same (Ford et al., 2018). We also consider generating by associating a random order for each sentence as the baseline. When using L2R as the pre-defined order, the Transformer-INDIGO is almost equivalent to the vanilla Transformer (enhanced with a small number of additional parameters for the position prediction) as the position prediction simply learns to predict the next position which is the left of the $\langle s \rangle$ symbol. We also train the Transformer-INDIGO using the searched adaptive order (SAO) where we set a beam-size to 8 by default.

5.2 Word Order Recovery

Word order recovery takes a bag of words as input and recovers its original word order. Here the word order is different from the generation order. We take the English translation of the Ro-En corpus, remove the order information and train our model to recover its correct order, which is challenging as the searching space is factorial. Similar to memory networks (Weston et al., 2014), it is straightforward to accept such inputs without order information by removing both the positional encoding as well as the relative positional bias, and rely on self-attention to recover the order relations between the bag of source words. In addition, we did not restrict the vocabulary of the source words.

⁴<http://www.phontron.com/kfft/>

⁵<https://github.com/odashi/ase15-django-dataset>

⁶<https://github.com/moses-smt/mosesdecoder>

⁷ <https://spacy.io/usage/linguistic-features>

Model	Ro → En		En → Tr		En → Ja	
	dev	test	dev	test	dev	test
Pre-defined Orders						
Random	19.43	20.20				
L2R	33.29	31.82	15.11	14.47	28.11	30.08
R2L	32.71	31.62	14.54	14.24	27.29	30.42
ODD	31.02	30.11				
SYN	30.11	29.43				
CF	31.29	30.25				
RF	31.34	30.23				
Adaptive Order from Beam-search						
SAO (default)	33.69	32.19	15.96	15.18	28.37	31.31
–bootstrapping	32.86	31.88				
–bootstrapping –noise	32.64	31.72				
SAO beam-size $B = 4$	32.31	31.92				
SAO beam-size $B = 16$	33.77	32.08				

Table 3: Overall translation performance (BLEU scores) for three translation experiments.

As shown in Fig. 3, we compare the L2R order with the searched adaptive order (SAO) with a beam size of 8 for word order recovery. We vary the decoding beam-sizes from 1 to 20.

It is clear that, with a more flexible generation order using SAO, the BLEU scores of the recovered sequences are much higher than the L2R order with a gain up to 3 BLEU scores. Furthermore, increasing the decoding beam-size brings much more improvements for SAO compared to L2R, which suggests that INDIGO produces much more diverse predictions and has a higher chance to cover the correct outputs. In subsequent experiments, we set the default beam-size as 5 and 10 for pre-defined orders and SAO, respectively.

5.3 Machine Translation

We evaluate the proposed INDIGO on three translation datasets where the target languages (English (En), Turkish (Tr) and Japanese (Ja)) vary. Neural autoregressive models (e.g. Transformer) have achieved impressive performance on machine translation. However, conventional models did not take generation orders into consideration.

As shown in Table 3, we compared our algorithm trained with pre-defined orders as well as the searched adaptive orders (SAO) with varied setups. First of all, it is clear that almost all pre-defined orders (except for the random order baseline) are able to perform reasonably well with Transformer-INDIGO, while the best score is always reached by the L2R order except for the test set of En-Ja where the R2L order works slightly better. It might suggest that in machine translation, the monotonic orders, L2R and R2L, introduce reasonable induc-

Model	dev		test	
	BLEU	Accuracy	BLEU	Accuracy
L2R	34.22	16.7%	31.97	10.3%
SAO	41.45	19.0%	42.33	16.3%

Table 4: Generation performance and the execution accuracy for code generation tasks.

tive bias that reflects the nature of languages. It is found that INDIGO using SAO can achieve competitive and even statistically significant improvements over the L2R order. Also, the improvements get larger for non-English languages which may indicate that for languages e.g. Turkish and Japanese with very different syntactic structures from English, a more flexible generation order improves translation quality.

Furthermore, we conduct ablation study over different settings for the searched order. Table 3 shows that both bootstrapping and searching with noise are effective approaches without which learning from SAO will consistently degenerate by around 1 BLEU on Ro-En. In addition, we show that increasing the beam-size for SAO helps to improve the decoding, while the improvements decrease.

5.4 Code Generation

We also evaluate the proposed INDIGO on natural language to code generation tasks on the Django dataset. As shown in Table 4, SAO works significantly better than the L2R order on both the generation BLEU and accuracy, which indicates flexible generation orders are more preferable in generating code.

<div>WMT Ro-En</div> <pre> [src] acestia dezvaluie secre@@ tele pant@@ om@@ im@@ ei lor la bbc break@@ fast . [trg] they reveal their pan@@ to secre@@ ts to bbc break@@ fast . - INDIGO learned from Pre-defined L2R Order [dec] they reveal the secre@@ ts of their sho@@ es to the bbc break@@ fast . - INDIGO learned from Pre-defined R2L Order [dec] fast . [dec] break@@ fast . [dec] bbc break@@ fast . [dec] the bbc break@@ fast . [dec] at the bbc break@@ fast . [dec] ts at the bbc break@@ fast . [dec] secre@@ ts at the bbc break@@ fast . [dec] their secre@@ ts at the bbc break@@ fast . [dec] reveal their secre@@ ts at the bbc break@@ fast . [dec] they reveal their secre@@ ts at the bbc break@@ fast . - INDIGO learned from Pre-defined SYN Order [dec] reveal [dec] they reveal [dec] they reveal secre@@ ts [dec] they reveal secre@@ ts . [dec] they reveal the secre@@ ts . [dec] they reveal the secre@@ ts of . [dec] they reveal the secre@@ ts of sho@@ e . [dec] they reveal the secre@@ ts of their sho@@ e . [dec] they reveal the secre@@ ts of their sho@@ e in . [dec] they reveal the secre@@ ts of their sho@@ e in break@@ fast . [dec] they reveal the secre@@ ts of their sho@@ e in bbc break@@ fast . - INDIGO learned from Searched Adaptive Order (SAO) [dec] . [dec] the bbc break@@ fast . [dec] they the bbc break@@ fast . [dec] they the secre@@ ts of their sho@@ e at the bbc break@@ fast . [dec] they reveal the secre@@ ts of their sho@@ e at the bbc break@@ fast . </pre>	<div>WMT En-Tr</div> <pre> [src] Ed@@ mun@@ d didn't sit up or cra@@ w@@ l until he was three , and he still doesn't talk . [trg] Ed@@ mun@@ d , üç yaşına gelen@@ e kadar dik otur@@ amadı veya emek@@ le@@ ye@@ medi ve hala konuş@@ amıyor . - INDIGO learned from Pre-defined L2R Order [dec] Ed@@ mun@@ d üç yaşından ev@@ ini veya dil@@ üle@@ medi ve hâlâ konuş@@ muyor . - INDIGO learned from Searched Adaptive Order (SAO) [dec] . [dec] Ed@@ mun@@ d . [dec] Ed@@ mun@@ d üç yaşına kadar konuş@@ madı ve yine de . [dec] Ed@@ mun@@ d üç yaşına kadar konuş@@ madı ve yine de konuş@@ madı . [dec] Ed@@ mun@@ d çil@@ g@@ inca üç yaşına kadar konuş@@ madı ve yine de konuş@@ madı . [dec] Ed@@ mun@@ d , çil@@ g@@ inca üç yaşına kadar konuş@@ madı ve yine de konuş@@ madı . [dec] Ed@@ mun@@ d , çil@@ g@@ inca üç yaşına kadar konuş@@ madı ve yine de üç@@ ünden konuş@@ madı . KFTT En-Ja [src] there is also a different pre@@ sum@@ ption that takauji intended to establish the new government in kamakura . [trg] また、征夷大將軍の宣下を受け、鎌倉に幕府を開く意@@ 図があったとする説も ある。 - INDIGO learned from Pre-defined L2R Order [dec] また、尊氏が鎌倉に新政府を開こうとしたとする消@@ 費もある。 - INDIGO learned from Searched Adaptive Order (SAO) [dec] . [dec] 尊氏は鎌倉に新@@ 政を意@@ 図した。 [dec] 尊氏は鎌倉に新@@ 政を意@@ 図したという推定もある。 [dec] また、尊氏は鎌倉に新@@ 政を意@@ 図したという推定もある。 [dec] また、尊氏は鎌倉に新@@ 政を意@@ 図したのではないかという推定もある。 Django NL-Code [src] if tok starts with _STR:0 , [trg] if tok .startswith (' _STR:0 ') : - INDIGO learned from Searched Adaptive Order (SAO) [dec] if parser . [dec] if parser . (' [dec] if parser . (') : [dec] if parser . (' _STR:0_ ') : [dec] if parser . startswith (' _STR:0_ ') : </pre>
--	--

Figure 4: Examples randomly sampled from three MT dataset as well as the NL2Code dataset are instructed to decode using INDIGO with various learned generation order. We use the sequence of “[dec]” to represent the generation process while words in **red** are the inserted token at each step. For visually convenience, we collapse the words generated consecutively from left to right into a single chunk.

5.5 Case Study

We demonstrate how INDIGO works in practice by uniformly sampling examples from the validation set of each task. As shown in Fig 4, the proposed model generates sequences differently based on its learning orders (either pre-defined or SAO). For instance, the model is able to decode as if from a dependency tree if we use the SYN order. We also summarize several common features about the inferred orders using SAO: (1) usually starting with the period; (2) decoding as chunks where words are generated in a L2R order in each chunk.

6 Related Work

Neural autoregressive modelling has become one of the most successful approaches for generating sequences (Sutskever et al., 2011; Mikolov, 2012), which has been widely used in a range of applications, such as machine translation (Sutskever et al., 2014), dialogue response generation (Vinyals and Le, 2015), image captioning (Karpathy and Fei-Fei, 2015) and speech recognition (Chorowski et al., 2015). Another stream of work focuses on generating a sequence of tokens in a non-autoregressive fashion (Gu et al., 2017; Lee et al., 2018; Oord

et al., 2017), in which the discrete tokens are generated in parallel, while the strong dependencies among tokens are preserved through methods, such as distillation. Semi-autoregressive modelling (Stern et al., 2018; Wang et al., 2018) is a trade-off of the above two approaches, while largely adhering to left-to-right generation. Our method is radically different from these approaches as we support flexible generation orders, while preserving the dependencies among generated tokens.

Previous studies on generation order of sequences mostly resort to a fixed set of generation orders. Wu et al. (2018) empirically shows that right-to-left generation outperforms its left-to-right counterpart in a few tasks. Ford et al. (2018) devises a two-pass approach that produces partially-filled sentence “templates” and then fills in missing tokens. Mehri and Sigal (2018) proposes a middle-out decoder that firstly predicts a middle-word and simultaneously expands the sequence in both directions afterwards. Another line of work models the probability of a sequence as a tree or directed graph (Zhang et al., 2015; Dyer et al., 2016; Aharoni and Goldberg, 2017). In contrast, we are the first work that supports fully flexible generation orders without pre-defined orders.

7 Conclusion

We have presented a novel decoding algorithm – INDIGO – which supports flexible sequence generation following arbitrary orders. Our model can be trained with either a pre-defined generation order or an adaptive order by beam-search by enhancing the vanilla Transformer. In contrast to conventional neural autoregressive decoding methods which generate from left to right, our model are more flexible to generate sequences. Experiments show that our method achieved competitive or even better performance compared to the conventional left-to-right generation on three real-word tasks, including machine translation, word order recovery and code generation.

References

- Roei Aharoni and Yoav Goldberg. 2017. Towards string-to-tree neural machine translation. *arXiv preprint arXiv:1704.04743*.
- Dzmitry Bahdanau, Kyunghyun Cho, and Yoshua Bengio. 2014. Neural machine translation by jointly learning to align and translate. *arXiv preprint arXiv:1409.0473*.
- Kyunghyun Cho. 2016. Noisy parallel approximate decoding for conditional recurrent language model. *arXiv preprint arXiv:1605.03835*.
- Kyunghyun Cho, Aaron Courville, and Yoshua Bengio. 2015. Describing multimedia content using attention-based encoder-decoder networks. *Multimedia, IEEE Transactions on*, 17(11):1875–1886.
- Jan K Chorowski, Dzmitry Bahdanau, Dmitriy Serdyuk, Kyunghyun Cho, and Yoshua Bengio. 2015. Attention-based models for speech recognition. In *NIPS*, pages 577–585.
- Chris Dyer, Adhiguna Kuncoro, Miguel Ballesteros, and Noah A Smith. 2016. Recurrent neural network grammars. *arXiv preprint arXiv:1602.07776*.
- Nicolas Ford, Daniel Duckworth, Mohammad Norouzi, and George E Dahl. 2018. The importance of generation order in language modeling. *arXiv preprint arXiv:1808.07910*.
- Jiatao Gu, James Bradbury, Caiming Xiong, Victor OK Li, and Richard Socher. 2017. Non-autoregressive neural machine translation. *arXiv preprint arXiv:1711.02281*.
- Jiatao Gu, Zhengdong Lu, Hang Li, and Victor OK Li. 2016. Incorporating copying mechanism in sequence-to-sequence learning. *arXiv preprint arXiv:1603.06393*.
- Andrzej Karpathy and Li Fei-Fei. 2015. Deep visual-semantic alignments for generating image descriptions. In *Proceedings of the IEEE conference on computer vision and pattern recognition*, pages 3128–3137.
- Jason Lee, Elman Mansimov, and Kyunghyun Cho. 2018. Deterministic non-autoregressive neural sequence modeling by iterative refinement. *arXiv preprint arXiv:1802.06901*.
- Shikib Mehri and Leonid Sigal. 2018. [Middle-out decoding](#). In S. Bengio, H. Wallach, H. Larochelle, K. Grauman, N. Cesa-Bianchi, and R. Garnett, editors, *Advances in Neural Information Processing Systems 31*, pages 5523–5534. Curran Associates, Inc.
- Tomáš Mikolov. 2012. Statistical language models based on neural networks. *Presentation at Google, Mountain View, 2nd April*.
- Yusuke Oda, Hiroyuki Fudaba, Graham Neubig, Hideaki Hata, Sakriani Sakti, Tomoki Toda, and Satoshi Nakamura. 2015. [Learning to generate pseudo-code from source code using statistical machine translation](#). In *Proceedings of the 2015 30th IEEE/ACM International Conference on Automated Software Engineering (ASE)*, ASE '15, pages 574–584, Lincoln, Nebraska, USA. IEEE Computer Society.
- Aaron van den Oord, Yazhe Li, Igor Babuschkin, Karen Simonyan, Oriol Vinyals, Koray Kavukcuoglu, George van den Driessche, Edward Lockhart, Luis C Cobo, Florian Stimberg, et al. 2017. Parallel wavenet: Fast high-fidelity speech synthesis. *arXiv preprint arXiv:1711.10433*.
- Chris Pal, Charles Sutton, and Andrew McCallum. 2006. Sparse forward-backward using minimum divergence beams for fast training of conditional random fields. In *Acoustics, Speech and Signal Processing, 2006. ICASSP 2006 Proceedings. 2006 IEEE International Conference on*, volume 5, pages V–V. IEEE.
- Alexander M Rush, Sumit Chopra, and Jason Weston. 2015. A neural attention model for abstractive sentence summarization. *arXiv preprint arXiv:1509.00685*.
- Rico Sennrich, Barry Haddow, and Alexandra Birch. 2015. Neural machine translation of rare words with subword units. *arXiv preprint arXiv:1508.07909*.
- Peter Shaw, Jakob Uszkoreit, and Ashish Vaswani. 2018. Self-attention with relative position representations. *arXiv preprint arXiv:1803.02155*.
- Mitchell Stern, Noam Shazeer, and Jakob Uszkoreit. 2018. Blockwise parallel decoding for deep autoregressive models. In *Advances in Neural Information Processing Systems*, pages 10107–10116.

- Ilya Sutskever, James Martens, and Geoffrey E Hinton. 2011. Generating text with recurrent neural networks. In *Proceedings of the 28th International Conference on Machine Learning (ICML-11)*, pages 1017–1024.
- Ilya Sutskever, Oriol Vinyals, and Quoc V Le. 2014. Sequence to sequence learning with neural networks. *NIPS*.
- Ashish Vaswani, Noam Shazeer, Niki Parmar, Jakob Uszkoreit, Llion Jones, Aidan N. Gomez, Lukasz Kaiser, and Illia Polosukhin. 2017. Attention is all you need. In *Proceedings of the Annual Conference on Neural Information Processing Systems (NIPS)*.
- Ashwin K Vijayakumar, Michael Cogswell, Ramprasad R Selvaraju, Qing Sun, Stefan Lee, David Crandall, and Dhruv Batra. 2016. Diverse beam search: Decoding diverse solutions from neural sequence models. *arXiv preprint arXiv:1610.02424*.
- Oriol Vinyals, Samy Bengio, and Manjunath Kudlur. 2015. Order matters: Sequence to sequence for sets. *arXiv preprint arXiv:1511.06391*.
- Oriol Vinyals and Quoc Le. 2015. A neural conversational model. *arXiv preprint arXiv:1506.05869*.
- Chunqi Wang, Ji Zhang, and Haiqing Chen. 2018. Semi-autoregressive neural machine translation. *arXiv preprint arXiv:1808.08583*.
- Jason Weston, Sumit Chopra, and Antoine Bordes. 2014. Memory networks. *arXiv preprint arXiv:1410.3916*.
- Lijun Wu, Xu Tan, Di He, Fei Tian, Tao Qin, Jianhuang Lai, and Tie-Yan Liu. 2018. Beyond error propagation in neural machine translation: Characteristics of language also matter. *arXiv preprint arXiv:1809.00120*.
- Pengcheng Yin and Graham Neubig. 2017. A syntactic neural model for general-purpose code generation. *arXiv preprint arXiv:1704.01696*.
- Xingxing Zhang, Liang Lu, and Mirella Lapata. 2015. Top-down tree long short-term memory networks. *arXiv preprint arXiv:1511.00060*.