

Secrecy Transmission in Large-Scale UAV-Enabled Wireless Networks

Jianping Yao, *Member, IEEE*, and Jie Xu, *Member, IEEE*

Abstract

This paper considers the secrecy transmission in a large-scale unmanned aerial vehicle (UAV)-enabled wireless network, in which a set of UAVs in the sky transmit confidential information to their respective legitimate receivers on the ground, in the presence of another set of randomly distributed suspicious ground eavesdroppers. We assume that the horizontal locations of legitimate receivers and eavesdroppers are distributed as two independent homogeneous Poisson point processes (PPPs), and each of the UAVs is positioned exactly above its corresponding legitimate receiver for efficient secrecy communication. Furthermore, we consider an elevation-angle-dependent line-of-sight (LoS)/non-LoS (NLoS) path-loss model for air-to-ground (A2G) wireless channels and employ the wiretap code for secrecy transmission. Under such setups, we first characterize the secrecy communication performance (in terms of the connection probability, secrecy outage probability, and secrecy transmission capacity) in mathematically tractable forms, and accordingly optimize the system configurations (i.e., the wiretap code rates and UAV positioning altitude) to maximize the secrecy transmission capacity, subject to a maximum secrecy outage probability constraint. Next, we propose to use the secrecy guard zone technique for further secrecy protection, and analyze the correspondingly achieved secrecy communication performance. Finally, we present numerical results to validate the theoretical analysis. It is shown that the employment of secrecy guard zone significantly improves the secrecy transmission capacity of this network, and the desirable guard zone radius generally decreases monotonically as the UAVs' and/or the eavesdroppers' densities increase.

Index Terms

UAV communications, physical layer security, homogeneous Poisson point process (PPP), secrecy transmission capacity, secrecy guard zone.

I. INTRODUCTION

Unmanned aerial vehicles (UAVs) or drones are envisioned to have a wide range of commercial and civilian applications, such as cargo delivery, rescue and search, filming, surveillance, and aerial communication/charging platforms (see, e.g., [2–7] and the references therein). To enable these new applications, how to integrate UAVs into wireless communications networks

Part of this paper has been submitted to IEEE International Conference on Communications (ICC) 2019 Workshop on "Integrating UAVs into 5G and Beyond" [1].

J. Yao and J. Xu are with the School of Information Engineering, Guangdong University of Technology, Guangzhou 510006, China (e-mail: yaojp@gdut.edu.cn, jiexu@gdut.edu.cn). (*Corresponding author: J. Xu*)

is becoming an emerging topic for the wireless communications society. On one hand, UAVs can be connected with terrestrial wireless communications networks (e.g., cellular networks) as users for not only ultra-reliable and low-latency non-payload command and control but also high-speed payload data transmission [8, 9]. On the other hand, UAVs can be employed as aerial communication platforms (such as base stations (BSs) or relays) to serve subscribers on the ground in, e.g., emergency situations, cell edges, and temporary hotspots [2, 3, 10].

The design of UAV-enabled wireless communications introduces various technical challenges due to the following differences from conventional terrestrial wireless communications. First, air-to-ground (A2G) wireless channels usually possess strong line-of-sight (LoS) components, especially when the elevation angle becomes large. Such strong LoS links are beneficial in offering better channel conditions for efficient UAV communications; however, they also result in strong co-channel interference that is harmful and thus should be properly managed. Next, UAVs have fully controllable mobility in the three-dimensional (3D) space. Although this introduces new challenges in mobility management for wireless networks, such a feature can also be exploited with proper UAV positioning/trajectory design for performance optimization (see, e.g., [2, 9–14] and the references therein). Furthermore, security is another key issue faced in UAV-enabled wireless networks. Compared with conventional terrestrial communications, the A2G communication links are more vulnerable to be intercepted. Due to the existence of strong LoS components over A2G links, the UAVs' transmitted confidential data is more likely to be overheard by suspicious eavesdroppers over a large area on the ground. In this paper, we focus on the secrecy transmission in UAV-enabled wireless networks.

Over recent years, physical layer security has emerged as a viable new solution to secure wireless communications against suspicious eavesdropping attacks, which is a good complementary to conventional cryptography-based anti-eavesdropping techniques (see, e.g., [15–18] and the references therein). In the physical layer security design, the secrecy rate is a widely-adopted performance metric, which is defined as the achievable rate of the confidential information transmitted over a wireless channel, provided that the eavesdroppers cannot decode any such information. It is well-established in [19, 20] that for a Gaussian wiretap channel, the maximum secrecy rate or secrecy capacity corresponds to the difference of the legitimate channel's Shannon capacity and the eavesdropping channel's. However, achieving such perfect secrecy requires the transmitter to perfectly know the instantaneous channel state information (CSI) with both legitimate receivers and illegitimate/suspicious eavesdroppers, which is quite challenging and even

infeasible in practical wireless systems. To tackle this issue and considering that the transmitter only knows the stochastic CSI (distributions of the channels), the secrecy outage rate/capacity becomes a favorable design metric, which is defined as the achievable communication rate of confidential information, provided that the secrecy outage probability (i.e., the probability that such information is eavesdropped) is less than a certain threshold (see, e.g., [21–23] and the references therein).

Motivated by the great success in terrestrial communications, using physical-layer security to protect the confidentiality of UAV-enabled wireless communications has attracted growing research interest recently. In the literature, there are generally two lines of research that focused on resource allocation for maximizing the secrecy communication performance at the *link* level [24–32], and network performance analysis and design by using stochastic geometry at the *network* level [33]. At the link level, prior works [24–32] exploited the UAVs’ controllable mobility via trajectory design, jointly with wireless resource allocation, to maximize the UAV’s secrecy rate or secrecy outage rate. At the network level, to our best knowledge, [33] is the only work that investigated the average secrecy rate of large-scale UAV-enabled millimeter wave (mmWave) networks, in which UAVs are distributed as a Matérn hardcore point process and a part of them are employed for cooperative jamming. Despite such research progress, the fundamental secrecy communication performance (e.g., with secrecy outage consideration) of large-scale UAV-enabled wireless networks still remains not well addressed. This thus motivates our investigation in this work.

In particular, the analysis and design of large-scale secrecy UAV-enabled wireless networks are very challenging due to the following new considerations. First, as UAVs can adjust their 3D locations for performance optimization, the point process representing the UAVs’ horizontal locations is generally correlated with that of the ground nodes’ (GNs’) locations. Due to such correlation, the network analysis becomes a very difficult task to be dealt with. Next, A2G wireless channels are generally dependent on the elevation angles between UAVs and GNs. If the elevation angle is large, then the A2G channel is more likely to have strong LoS components; if it is small, then the A2G channel is more likely to be non-LoS (NLoS) due to the obstacles between them (see, e.g., [11, 34]). Such elevation-angle-dependent LoS and NLoS wireless channels make the network analysis even more difficult.

To address the above issues, in this paper we consider a large-scale 3D UAV-enabled wireless network, in which a set of UAVs in the sky transmit confidential information to their respective

legitimate ground receivers, in the presence of another set of randomly distributed suspicious ground eavesdroppers. We suppose that all UAVs are positioned at the same altitude, as commonly assumed in the UAV communication literature [28, 33, 35, 36]. Furthermore, we model the horizontal locations of legitimate receivers and suspicious eavesdroppers as two independent homogeneous Poisson point processes (PPPs) [37–41]. As UAVs can adjust its positioning locations for secrecy communication performance optimization, we suppose that each of the UAV transmitters is positioned exactly above its corresponding ground legitimate receiver. Accordingly, the UAVs' horizontal locations are modeled as the homogeneous PPP that is identical to the legitimate receivers. In addition, we consider an elevation-angle-dependent LoS/NLoS channel model for A2G wireless channels, such that the A2G channel is LoS when the elevation angle is larger than a given threshold, while it is NLoS otherwise. This model is consistent with the practically measured dual-slope path-loss model for A2G channels [34, (4)]. Under such setups, the main results of this paper are summarized as follows.

- First, we analytically derive the exact expressions for the connection probability, secrecy outage probability, and secrecy transmission capacity of this network. However, these expressions are mathematically too complicated to draw insights. To tackle this issue, we propose to approximate each LoS A2G channel as a Rayleigh-fading channel with the same path loss. Accordingly, we obtain the connection probability, secrecy outage probability, and secrecy transmission capacity in mathematically tractable forms. Building upon such analysis, we optimize the system configurations (i.e., the wiretap code rates and UAV positioning altitude) to maximize the secrecy transmission capacity subject to a maximum secrecy outage probability constraint.
- Next, we propose to use the secrecy guard zone technique for further secrecy protection, such that each UAV only communicates when there are no eavesdroppers within this zone of a certain radius. In this case, we obtain mathematically-tractable analytic expressions of the connection probability, secrecy outage probability, and secrecy transmission capacity, by similarly using the above approximations for LoS channels. Furthermore, we optimize the wiretap code rates, UAV positioning altitude, and guard zone radius, in order to maximize the secrecy transmission capacity.
- Finally, we present numerical results to validate the above theoretical analysis. It is shown that the employment of secrecy guard zone significantly improves the secrecy transmission

capacity of this network, and the desirable guard zone radius generally decreases monotonically as the UAVs' and/or the eavesdroppers' densities increase. It is also shown that the UAVs should be positioned at the lowest altitude for maximizing the secrecy transmission capacity.

The remainder of this paper is organized as follows. Section II presents the system model of our considered 3D large-scale UAV-enabled wireless network. Section III analyzes the secrecy communication performance of this network. Section IV optimizes the system configurations to maximize the secrecy transmission capacity. Section V proposes to use the secrecy guard zone technique for further secrecy protection. Section VI presents numerical results. Finally, Section VII concludes this paper.

Notations: \mathbb{R} denotes the set of all real numbers; $\|\cdot\|$ denotes the Euclidean norm; $\mathcal{P}(\cdot)$ denotes the probability operator; $\mathbb{E}(\cdot)$ stands for the statistical expectation of a random variable; $\mathbb{W}_0(\cdot)$ denotes the principal branch of Lambert W function; $\arcsin(\cdot)$ is the arc sine function; $\cot(\cdot)$ is the cotangent function; $\arctan(\cdot)$ is the arc tangent function.

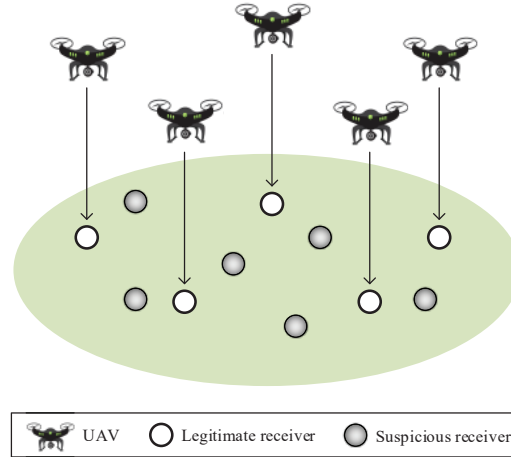


Fig. 1. Illustration of the 3D large-scale UAV-enabled wireless network.

II. SYSTEM MODEL

In this work, we consider a 3D large-scale UAV-enabled wireless network as shown in Fig. 1, in which a large number of randomly distributed UAVs in the sky transmit confidential information to their respective legitimate receivers on the ground, in the presence of randomly distributed suspicious ground eavesdroppers. We model the horizontal locations of ground legitimate receivers and eavesdroppers as two independent homogeneous PPPs with density λ_u and λ_e , which are denoted by Φ_u and Φ_e , respectively. It is assumed that each UAV is positioned exactly above

the corresponding legitimate receiver for improving the secrecy communication performance.¹ Furthermore, for ease of exposition and as commonly adopted in the UAV communication literature [28, 33, 35, 36], it is assumed that all UAVs are positioned at the same altitude $H > 0$, which is a design variable to be optimized later. Let H_{\max} and H_{\min} denote the UAVs' maximum and minimum altitudes, respectively. We thus have $H_{\min} \leq H \leq H_{\max}$. Furthermore, it is assumed that each UAV-and-legitimate-receiver pair does not know the exact locations and CSI of other UAV-and-legitimate-receiver pairs and those of eavesdroppers, but only knows the corresponding statistical information.

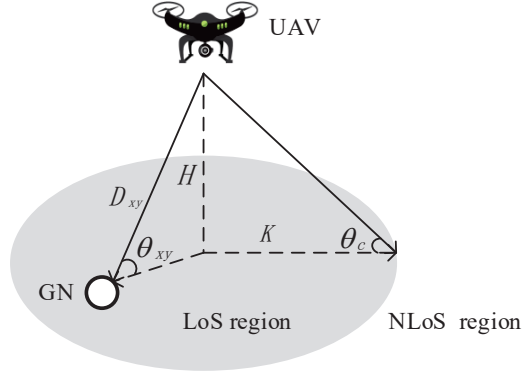


Fig. 2. Illustration of the considered elevation-angle-dependent LoS/NLoS path-loss model.

As for the A2G wireless channel, we consider an elevation-angle-dependent LoS/NLoS path-loss model with a angle threshold θ_c as shown in Fig. 2, which is explained in detail as follows. Consider any one particular communication link from UAV transmitter x at position $\mathbf{w}_x \in \mathbb{R}^{3 \times 1}$ to GN receiver y (i.e., legitimate receiver or eavesdropper) at position $\mathbf{w}_y \in \mathbb{R}^{3 \times 1}$, in which we use $D_{xy} = \|\mathbf{w}_x - \mathbf{w}_y\|$ to denote their distance, $\theta_{xy} = \frac{180}{\pi} \arcsin\left(\frac{H}{D_{xy}}\right)$ denotes the corresponding elevation angle. In this case, if the elevation angle θ_{xy} is larger than the threshold θ_c (or, equivalently, the GN is located within a disk with radius $K = H \cot(\theta_c)$), then the A2G link is assumed to be LoS dominated, for which the channel power gain is dominated by the path loss, denoted by $\eta_L D_{xy}^{-\alpha_L}$. Here, η_L denotes the LoS channel power gain at the reference distance of one meter, and α_L denotes the path-loss exponent in the LoS case with $\alpha_L = 2$. Otherwise, if the elevation angle θ_{xy} is no larger than the threshold θ_c (or, equivalently, the GN is outside

¹It is shown in [25, 29, 30, 32] that when the eavesdroppers' locations are given and known *a-priori*, the UAV should be positioned at the opposite direction of these eavesdroppers to maximize the secrecy rate. In our considered scenario with eavesdroppers randomly distributed over all directions, it is generally desirable to position the UAV exactly above the legitimate receiver to maximize the secrecy communication performance.

the disk with radius K), then the A2G channel only has NLoS links, for which the channel power gain consists of the pathloss and a Rayleigh fading coefficient, denoted by $\eta_N S_N D_{xy}^{-\alpha_N}$, where η_N denotes the NLoS channel power gain at the reference distance of one meter, α_N denotes the path-loss exponent in the NLoS case with $\alpha_N = 4$, and S_N is an exponentially distributed random variable with unit mean. By combining the two cases and denoting $P_t > 0$ as the transmit power by UAV x , the received signal power at GN y is given by

$$P_r = \eta_{xy} P_t S_{xy} D_{xy}^{-\alpha_{xy}}, \quad (1)$$

where η_{xy} denotes the channel power gain at the reference distance of one meter from UAV x to GN y with $\eta_{xy} = \begin{cases} \eta_L, & \text{if } \theta_{xy} > \theta_c, \\ \eta_N, & \text{if } \theta_{xy} \leq \theta_c, \end{cases}$ α_{xy} denotes the path-loss exponent with $\alpha_{xy} = \begin{cases} \alpha_L, & \text{if } \theta_{xy} > \theta_c, \\ \alpha_N, & \text{if } \theta_{xy} \leq \theta_c, \end{cases}$

and S_{xy} denotes the channel power fading gain with $S_{xy} = \begin{cases} 1, & \text{if } \theta_{xy} > \theta_c, \\ S_N, & \text{if } \theta_{xy} \leq \theta_c. \end{cases}$ It is worth noting that the considered elevation-angle-dependent LoS/NLoS path-loss model is consistent with the practically measured dual-slope path-loss model in [34, (4)].

Furthermore, due to the strong LoS channel power gains over A2G links, we assume that the UAV-enabled wireless network is interference-limited, such that the background noise is negligible at each GN receiver. Under such assumptions, the mutual information or Shannon capacity of an A2G wireless link is determined by the received signal-to-interference ratio (SIR) at the GN. First, consider a typical legitimate receiver located at the origin of the ground plane, for which the received SIR is

$$\text{SIR}_0 = \frac{\eta_L P_t H^{-2}}{\sum_{u \in \Phi_u} \eta_{u0} P_t S_{u0} D_{u0}^{-\alpha_{u0}}} = \frac{\eta_L H^{-2}}{\sum_{u \in \Phi_u} \eta_{u0} S_{u0} D_{u0}^{-\alpha_{u0}}}, \quad (2)$$

where S_{u0} denotes the channel power fading gain from interfering UAV $u \in \Phi_u$ to the typical legitimate receiver, η_{u0} denotes the reference path loss of this link, α_{u0} denotes the path-loss exponent of this link, and D_{u0} denotes their distance. Note that according to the Slivnyak's Theorem [42], it follows that the spatial distribution of the interfering UAVs still follows a homogeneous PPP with density Φ_u , provided that the typical UAV transmitter's location is given. By slight abuse of notation, we denote Φ_u as the set of interfering UAVs in this paper.

Next, we consider any one particular eavesdropper $e \in \Phi_e$. Suppose that the eavesdroppers are non-cooperative and decode the typical UAV transmitter's sent messages individually. In this

case, the received SIR at eavesdropper e is

$$\text{SIR}_e = \frac{\eta_{0e} P_t S_{0e} D_{0e}^{-\alpha_{0e}}}{\sum_{u \in \Phi_u} \eta_{ue} P_t S_{ue} D_{ue}^{-\alpha_{ue}}} = \frac{\eta_{0e} S_{0e} D_{0e}^{-\alpha_{0e}}}{\sum_{u \in \Phi_u} \eta_{ue} S_{ue} D_{ue}^{-\alpha_{ue}}}, \quad (3)$$

where S_{0e} denotes the channel power fading gain from the typical UAV transmitter to eavesdropper $e \in \Phi_e$, η_{0e} denotes the reference path loss of this link, α_{0e} denotes the path-loss exponent of this link, and D_{0e} denotes their distance. Furthermore, S_{ue} denotes the channel power fading gain from interfering UAV $u \in \Phi_u$ to eavesdropper $e \in \Phi_e$, η_{ue} denotes the reference path loss of this link, α_{ue} denotes the path-loss exponent of this link, and D_{ue} denotes their distance.

Accordingly, the Shannon capacity of the legitimate channel between the typical UAV-to-legitimate-receiver pair (in bits-per-second-per-Hertz (bps/Hz)) is expressed as

$$C_t = \log_2 (1 + \text{SIR}_0). \quad (4)$$

The Shannon capacity of the eavesdropping channel from the typical UAV transmitter to the eavesdropper with the strongest SIR is expressed as

$$C_e = \log_2 \left(1 + \max_{e \in \Phi_e} \{\text{SIR}_e\} \right). \quad (5)$$

Accordingly, the achievable secrecy rate at the typical legitimate receiver is expressed as

$$C_b = [C_t - C_e]^+, \quad (6)$$

where $[x]^+ \triangleq \max(x, 0)$. Here, notice that the secrecy rate is limited by the eavesdropper with the strongest SIR.

We adopt the well-established Wyner's encoding scheme for the UAVs' secrecy transmission [19]. The UAV transmitters use two parameters, namely, the rate R_t of the transmitted codewords and R_s of the confidential information, where $R_t \geq R_s$ must hold. Notice that the same values of R_t and R_s are used at different UAVs over the whole network, which are design variables to be optimized later. Accordingly, the rate difference $R_e = R_t - R_s$ represents the rate loss for transmitting the message securely against eavesdropping [22].

With the Wyner's encoding scheme, the typical UAV's data transmission is successful only when the Shannon capacity C_t of the legitimate channel is larger than the rate R_t of the transmitted codewords, i.e., the received SIR_0 at the legitimate receiver exceeds the threshold $\beta_t = 2^{R_t} - 1$. Then the connection probability, defined as the probability that the typical legitimate receiver is able to decode the UAV's transmitted message, is expressed as

$$\mathcal{P}_c = \mathcal{P}(C_t > R_t) = \mathcal{P}(\text{SIR}_0 > \beta_t) = \mathcal{P}\left(\frac{\eta_L H^{-2}}{\sum_{u \in \Phi_u} \eta_{u0} S_{u0} D_{u0}^{-\alpha_{u0}}} > \beta_t\right). \quad (7)$$

Furthermore, the typical UAV's transmitted confidential information can be successfully decoded at the eavesdroppers, when the Shannon capacity C_e of the best eavesdropping link is larger

than the rate difference $R_e = R_t - R_s$, i.e., the strongest $\text{SIR}_{\max_{e \in \Phi_e} \{\text{SIR}_e\}}$ exceeds the threshold $\beta_e = 2^{R_e} - 1$. In this case, the secrecy outage occurs. Accordingly, the secrecy outage probability, defined as the probability that the eavesdropper is able to intercept the UAV's transmitted confidential information, is expressed as [22]

$$\mathcal{P}_{\text{so}} = \mathcal{P}(C_e > R_e) = \mathcal{P}\left(\max_{e \in \Phi_e} \{\text{SIR}_e\} > \beta_e\right) = \mathcal{P}\left(\max_{e \in \Phi_e} \left\{ \frac{\eta_{0e} S_{0e} D_{0e}^{-\alpha_{0e}}}{\sum_{u \in \Phi_u} \eta_{ue} S_{ue} D_{ue}^{-\alpha_{ue}}} \right\} > \beta_e\right). \quad (8)$$

Accordingly, the secrecy transmission capacity of the UAV-enabled wireless network is defined as the average achievable rate of confidential messages that are successfully transmitted per unit area [21], which is given as

$$\hat{\mathcal{C}}_s = R_s \mathcal{P}_c \lambda_u. \quad (9)$$

We are particularly interested in designing the system parameters (e.g., the wiretap code rates R_t and R_s , and the UAVs' positioning altitude H), for the purpose of maximizing the secrecy transmission capacity $\hat{\mathcal{C}}_s$ of the UAV-enabled wireless network, while satisfying a maximum secrecy outage probability constraint. This, however, is generally a very challenging task, as the exact expressions of the secrecy communication performance metrics in (7), (8), and (9) are not available yet. Towards this end, in the following two sections we first derive the analytical expressions for these terms, and then solve the secrecy transmission capacity maximization problem.

III. SECRECY COMMUNICATION PERFORMANCE ANALYSIS

In this section, we analyze the connection probability and secrecy outage probability of the typical UAV-and-legitimate-receiver pair. The analytical results will be used to measure the secrecy transmission capacity of the UAV-enabled wireless network later.

To facilitate the derivation, we denote Φ_{Ly} as the set of interfering UAVs with LoS wireless links to GN y , i.e., for any interfering UAV $l \in \Phi_{Ly}$, its location $\mathbf{w}_l \in \mathbb{R}^{3 \times 1}$ satisfies $\|\mathbf{w}_l - \mathbf{w}_y\| \leq \sqrt{K^2 + H^2}$. Then we have the following two theorems.

Theorem 1: The connection probability of a typical UAV-and-legitimate-receiver pair \mathcal{P}_c in (7) is given by

$$\mathcal{P}_c = \mathbb{E}_{\Phi_u} \left\{ \sum_{u \in \Phi_u \setminus \Phi_{L0}} \prod_{m \in \Phi_u \setminus \Phi_{L0}, m \neq u} \frac{D_{m0}^{\alpha_N}}{D_{m0}^{\alpha_N} - D_{u0}^{\alpha_N}} \left(1 - \exp \left[-\frac{\eta_L D_{u0}^{\alpha_N}}{\eta_N \beta_t H^2} + \frac{\eta_L D_{u0}^{\alpha_N}}{\eta_N} \sum_{l \in \Phi_{L0}} D_{l0}^{-\alpha_L} \right] \right) \right\}. \quad (10)$$

Proof: See Appendix A. ■

Theorem 2: The secrecy outage probability of a typical UAV-to-legitimate-receiver pair \mathcal{P}_{so} in (8) is given by

$$\begin{aligned} \mathcal{P}_{\text{so}} = & 1 - \mathbb{E}_{\Phi_u} \left\{ \exp \left[-\lambda_e \left\{ \int_{\mathbf{B}(o,K)} \sum_{u \in \Phi_u \setminus \Phi_{Le}} \prod_{m \in \Phi_u \setminus \Phi_{Le}, m \neq u} \frac{D_{me}^{\alpha_N}}{D_{me}^{\alpha_N} - D_{ue}^{\alpha_N}} \right. \right. \right. \\ & \times \left. \left. \left(1 - \exp \left[-\frac{\eta_L D_{ue}^{\alpha_N}}{\eta_N \beta_e D_{0e}^{\alpha_L}} + \frac{\eta_L D_{ue}^{\alpha_N}}{\eta_N} \sum_{l \in \Phi_{Le}} D_{le}^{-\alpha_L} \right] \right) \right\} \right] \mathrm{d}e \\ & + \int_{\mathbb{R}^2 \setminus \mathbf{B}(o,K)} \prod_{l \in \Phi_{Le}} \left\{ \exp \left[-\frac{\eta_L \beta_e D_{0e}^{\alpha_N}}{\eta_N D_{le}^{\alpha_L}} \right] \right\} \prod_{u \in \Phi_u \setminus \Phi_{Le}} \left\{ \frac{1}{1 + \beta_e D_{0e}^{\alpha_N} D_{ue}^{-\alpha_N}} \right\} \mathrm{d}e \right\}, \end{aligned} \quad (11)$$

where $\mathbf{B}(o, K)$ represents a disk of radius K centered at o .

Proof: See Appendix B. ■

Theorems 1 and 2 show the exact expressions of the connection probability and secrecy outage probability for the UAV-enabled wireless network. However, due to the involvement of statistical expectation in (10) and (11), these expressions are too complicated to draw insights. Also, it is difficult to solve the secrecy transmission capacity maximization problem based on these expressions. To resolve these issues, in the following we resort to approximate expressions of the connection probability and secrecy outage probability. In particular, notice that the key difficulty in deriving mathematically tractable connection and secrecy outage probabilities lies in the fact that the A2G channels are LoS when the elevation angle exceeds threshold θ_c . Based on this observation, we thus propose to approximate the LoS wireless channel power gain as a Rayleigh fading one with the same path loss. In other words, for any A2G channel from UAV x to GN y , we consider that the channel fading power gain S_{xy} is an exponentially distributed random variable with unit mean, denoted by \bar{S}_{xy} , regardless of the elevation angle. Accordingly, the received SIR at the typical legitimate receiver and that at eavesdropper e are respective approximated as

$$\overline{\text{SIR}}_0 = \frac{\eta_L P_t \bar{S}_{00} H^{-2}}{\sum_{u \in \Phi_u} \eta_{u0} P_t \bar{S}_{u0} D_{u0}^{-\alpha_{u0}}} = \frac{\eta_L \bar{S}_{00} H^{-2}}{\sum_{u \in \Phi_u} \eta_{u0} \bar{S}_{u0} D_{u0}^{-\alpha_{u0}}}, \quad (12)$$

$$\overline{\text{SIR}}_e = \frac{\eta_{0e} P_t \bar{S}_{0e} D_{0e}^{-\alpha_{0e}}}{\sum_{u \in \Phi_u} \eta_{ue} P_t \bar{S}_{ue} D_{ue}^{-\alpha_{ue}}} = \frac{\eta_{0e} \bar{S}_{0e} D_{0e}^{-\alpha_{0e}}}{\sum_{u \in \Phi_u} \eta_{ue} \bar{S}_{ue} D_{ue}^{-\alpha_{ue}}}. \quad (13)$$

Accordingly, the approximate connection and secrecy outage probabilities of a typical UAV-and-legitimate-receiver pair are respectively denoted as

$$\tilde{\mathcal{P}}_c = \mathcal{P} \left(\frac{\eta_L \bar{S}_{00} H^{-2}}{\sum_{u \in \Phi_u} \eta_{u0} \bar{S}_{u0} D_{u0}^{-\alpha_{u0}}} > \beta_t \right), \quad (14)$$

$$\tilde{\mathcal{P}}_{\text{so}} = \mathcal{P} \left(\max_{e \in \Phi_e} \left\{ \frac{\eta_{0e} \bar{S}_{0e} D_{0e}^{-\alpha_{0e}}}{\sum_{u \in \Phi_u} \eta_{ue} \bar{S}_{ue} D_{ue}^{-\alpha_{ue}}} \right\} > \beta_e \right). \quad (15)$$

Then we have the following two theorems.

Theorem 3: The approximate connection probability of a typical UAV-and-legitimate-receiver pair in (14) is given by

$$\begin{aligned} \tilde{\mathcal{P}}_c = \exp & \left[- \frac{\pi \lambda_u H \beta_t^{\frac{1}{2}} \eta_N^{\frac{1}{2}}}{2 \eta_L^{\frac{1}{2}}} \left(\pi - 2 \arctan \left(\frac{\eta_L^{\frac{1}{2}} (H^2 + K^2)}{\eta_N^{\frac{1}{2}} H \beta_t^{\frac{1}{2}}} \right) \right) \right. \\ & \left. - \pi \lambda_u H^2 \beta_t \log \left(\frac{H^2 \beta_t + H^2 + K^2}{H^2 \beta_t + H^2} \right) \right]. \end{aligned} \quad (16)$$

Proof: See Appendix C. ■

Theorem 4: The approximate secrecy outage probability of a typical UAV-and-legitimate-receiver pair in (15) is given by

$$\begin{aligned} \tilde{\mathcal{P}}_{\text{so}} = 1 - \exp & \left[-2\pi \lambda_e \exp [\pi \lambda_u H^2] \left\{ \frac{\eta_L^{\frac{1}{2}}}{2 \eta_N^{\frac{1}{2}} Q_1} \exp \left[-\frac{\eta_N^{\frac{1}{2}}}{\eta_L^{\frac{1}{2}}} Q_1 (H^2 + K^2) \right] \right. \right. \\ & \left. \left. + \frac{(1 + H Q_1) \exp [-H Q_1]}{Q_1^2} - \frac{(1 + Q_1 \sqrt{H^2 + K^2}) \exp [-Q_1 \sqrt{H^2 + K^2}]}{Q_1^2} \right\} \right], \end{aligned} \quad (17)$$

where $Q_1 = \frac{\lambda_u \pi^2 \beta_e^{\frac{1}{2}}}{2}$.

Proof: See Appendix D. ■

Theorems 3 and 4 provide the connection probability and secrecy outage probability in closed forms, which can provide insights and facilitate the system design later in Section IV. For example, Theorem 3 shows that the approximate connection probability $\tilde{\mathcal{P}}_c$ is monotonically decreasing with respect to the radius K of the LoS region. This is due to the fact that as K increases, more interfering links are strong LoS links, thus leading to stronger interference and reduced $\tilde{\mathcal{P}}_c$.

Figs. 3 and 4 show the approximate connection probability in (16) and secrecy outage probability in (17), respectively, as compared to the Monte Carlo simulations. It is observed that our proposed approximate connection probability in (16) and secrecy outage probability in (17) match well with the respective Monte Carlo simulation results. This validates the accuracy of such approximations.

IV. SECRECY TRANSMISSION CAPACITY MAXIMIZATION

In this section, based on the above approximations, we jointly design the wiretap code rates R_t and R_s , and the UAV positioning altitude H to maximize the secrecy transmission capacity

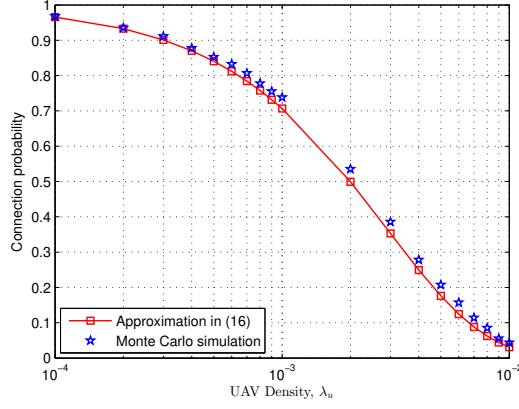


Fig. 3. The connection probability versus the UAVs' (or legitimate receivers') density λ_u , where we set $H = 10$ m, $R_t = 5$, and $\theta_c = \pi/4$.

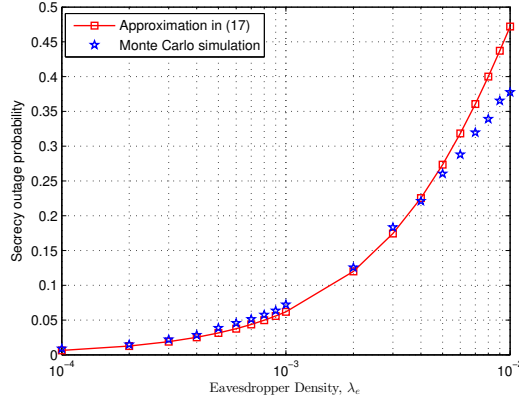


Fig. 4. The secrecy outage probability versus the eavesdroppers' density λ_e , where we set $\lambda_u = 10^{-3}$, $H = 10$ m, $R_t = 15$, $R_s = 5$, and $\theta_c = \pi/4$.

while satisfying a maximum secrecy outage probability constraint. With the approximations in (16) and (17), the secrecy maximization problem is expressed as

$$(\mathbf{P1.1}) : \max_{R_t, R_s, H} \tilde{\mathcal{C}}_s = R_s \tilde{\mathcal{P}}_c \lambda_u, \quad (18a)$$

$$\text{s.t.} \quad \tilde{\mathcal{P}}_{\text{so}} \leq \epsilon, \quad (18b)$$

$$R_t \geq R_s, \quad (18c)$$

$$R_s \geq 0, \quad (18d)$$

$$H_{\max} \geq H \geq H_{\min}, \quad (18e)$$

where $\epsilon \in [0, 1]$ represents the minimum security requirement.

Notice that problem **(P1.1)** is still difficult to be optimally solved, as the design parameters are highly interrelated. In the following, we first obtain the closed-form solution of R_t and R_s under any given UAV positioning altitude H , and then use a one-dimensional (1D) search over

$H \in [H_{\min}, H_{\max}]$ to maximize the secrecy transmission capacity. In the following, we only need to focus on finding the optimal R_t and R_s under any given H , for which the problem is expressed as

$$(\mathbf{P1.2}) : \max_{R_t, R_s} \quad \tilde{\mathbb{C}}_s = R_s \tilde{\mathcal{P}}_c \lambda_u, \quad (19a)$$

$$\text{s.t.} \quad \tilde{\mathcal{P}}_{\text{so}} \leq \epsilon, \quad (19b)$$

$$R_t \geq R_s, \quad (19c)$$

$$R_s \geq 0. \quad (19d)$$

In order to solve problem **(P1.2)**, notice that $\tilde{\mathcal{P}}_{\text{so}}$ in (19b) only depends on $R_t - R_s$. To facilitate the derivation, we introduce the auxiliary variable $R_e = R_t - R_s$. By substituting $R_s = R_t - R_e$, problem **(P1.2)** is equivalent to

$$(\mathbf{P1.3}) : \max_{R_t, R_e} \quad \tilde{\mathbb{C}}_s = (R_t - R_e) \tilde{\mathcal{P}}_c \lambda_u, \quad (20a)$$

$$\text{s.t.} \quad \tilde{\mathcal{P}}_{\text{so}} \leq \epsilon, \quad (20b)$$

$$R_t \geq R_e, \quad (20c)$$

$$R_e \geq 0. \quad (20d)$$

Notice that both $\tilde{\mathcal{P}}_{\text{so}}$ and $\tilde{\mathbb{C}}_s$ are monotonically decreasing functions with respect to $R_e \geq 0$. Hence, at the optimality of problem **(P1.3)**, constraint (20b) must be met with strict equality, i.e.,

$$\tilde{\mathcal{P}}_{\text{so}} = \epsilon. \quad (21)$$

By using a 1D search to get a unique solution to the equality in (21), which is the optimal solution of R_e to problem **(P1.3)**, denoted by R_e^* .

Next, it remains to find the solution of R_t to problem **(P1.3)**. Notice that for $x \rightarrow 0$, it holds that $\arctan(x) \approx x$ and $\log(1+x) \approx x$. As $\beta_t \gg 1$ generally holds, we have

$$\tilde{\mathcal{P}}_c \approx \bar{\mathcal{P}}_c = \exp \left[-\frac{\pi}{2} \lambda_u H \left(\frac{\eta_N^{\frac{1}{2}}}{\eta_L^{\frac{1}{2}}} \pi 2^{\frac{R_t}{2}} - 2H \right) \right]. \quad (22)$$

In this case, solving for R_t in problem **(P1.3)** is approximated as

$$(\mathbf{P1.4}) : \max_{R_t} \quad \mathbb{C}_s = (R_t - R_e^*) \bar{\mathcal{P}}_c \lambda_u, \quad (23a)$$

$$\text{s.t.} \quad R_t \geq R_e^*. \quad (23b)$$

We then have the following theorem.

Theorem 5: The objective function \mathbb{C}_s in (23a) is a concave function with respect to $R_t \geq 0$.

The optimal solution of R_t to problem (P1.4) is given as

$$R_t^* = R_e^* + \frac{2}{\ln 2} \mathbb{W}_0 \left(\frac{\eta_L^{\frac{1}{2}} 2^{-R_e^*+1}}{\eta_N^{\frac{1}{2}} \pi^2 \lambda_u H} \right). \quad (24)$$

Proof: See Appendix E. ■

By combining R_t^* and R_e^* , the corresponding R_s is obtained as

$$R_s^* = \frac{2}{\ln 2} \mathbb{W}_0 \left(\frac{\eta_L^{\frac{1}{2}} 2^{-R_e^*+1}}{\eta_N^{\frac{1}{2}} \pi^2 \lambda_u H} \right). \quad (25)$$

Therefore, by combining R_t^* and R_s^* , together with the 1D search over H , the desirable system configurations are finally obtained.

V. SECRECY GUARD ZONE

In this section, we adopt the secrecy guard zone technique to further protect the UAVs' secrecy transmission. Although the guard zone technique has been widely applied in conventional secrecy wireless communications [21, 43–47], the employment in secrecy UAV communications is new and has not been studied yet. In particular, we suppose that each UAV is able to physically detect the existence of suspicious eavesdroppers within a certain finite region, namely the secrecy guard zone [21]. This region is modeled as a disk on the ground, with a given radius D centered at the UAV's horizontal projection. Accordingly, each UAV transmits confidential messages only when there is no eavesdropper inside the corresponding secrecy guard zone. If there are any eavesdropper(s) found inside the secrecy guard zone, the UAV will generate artificial noise (AN) to confuse these eavesdroppers for helping mask nearby UAVs' confidential message transmissions. Note that the AN is assumed to be statistically identical to the confidential messages and hence cannot be distinguished by eavesdroppers. Also note that this cooperative protocol is implemented in a distributed manner, and does not require any coordination between UAV transmitters.

A. Secrecy Communication Performance Analysis

In this subsection, we analyze the connection probability and secrecy outage probability of the typical UAV-and-legitimate-receiver pair, in the case with the guard zone employed.

For any legitimate receiver or eavesdropper, the set of interfering UAVs can still be denoted as Φ_u with density λ_u , which is same as that in Section III without the secrecy guard zone used. Hence, the exact and approximate connection probabilities are also given as \mathcal{P}_c in (10) and $\tilde{\mathcal{P}}_c$

in (16), respectively. Nevertheless, with the secrecy guard zone, the set of UAV transmitters is reduced as Φ_u' with density λ_u' given by [21]

$$\lambda_u' = \lambda_u \exp[-\pi\lambda_e D^2]. \quad (26)$$

Accordingly, for the typical legitimate receiver at the origin, the set of eavesdroppers Φ_e follows a homogeneous PPP with density λ_e outside $\mathbf{B}(o, D)$. In this case, by modifying the distributed area of the eavesdroppers from the whole ground plane \mathbb{R}^2 in (8) to $\mathbb{R}^2 \setminus \mathbf{B}(o, D)$, the secrecy outage probability \mathcal{P}_{so} is re-expressed as

$$\mathcal{P}_{\text{so}}^{\text{zone}} = \mathcal{P} \left(\max_{\|\mathbf{w}_e\| \geq D, \forall e \in \Phi_e} \left\{ \frac{\eta_{0e} S_{0e} D_{0e}^{-\alpha_{0e}}}{\sum_{u \in \Phi_u} \eta_{ue} S_{ue} D_{ue}^{-\alpha_{ue}}} \right\} > \beta_e \right). \quad (27)$$

We have the following theorem.

Theorem 6: Under the secrecy guard zone with radius D , the secrecy outage probability of a typical UAV-and-legitimate-receiver pair is given by

$$\begin{aligned} \mathcal{P}_{\text{so}}^{\text{zone}} = & 1 - \mathbb{E}_{\Phi_u} \left\{ \exp \left[-\lambda_e \left\{ \int_{\mathbf{B}(o, K) \setminus \mathbf{B}(o, D)} \sum_{u \in \Phi_u \setminus \Phi_{Le}} \prod_{m \in \Phi_u \setminus \Phi_{Le}, m \neq u} \frac{D_{me}^{\alpha_N}}{D_{me}^{\alpha_N} - D_{ue}^{\alpha_N}} \right. \right. \right. \\ & \times \left. \left. \left(1 - \exp \left[-\frac{\eta_L D_{ue}^{\alpha_N}}{\eta_N \beta_e D_{0e}^{\alpha_L}} + \frac{\eta_L D_{ue}^{\alpha_N}}{\eta_N} \sum_{l \in \Phi_{Le}} D_{le}^{-\alpha_L} \right] \right) \right\} \right] \right\} \text{de} \\ & + \int_{\mathbb{R}^2 \setminus \mathbf{B}(o, K)} \prod_{l \in \Phi_{Le}} \left\{ \exp \left[-\frac{\eta_L \beta_e D_{0e}^{\alpha_N}}{\eta_N D_{le}^{\alpha_L}} \right] \right\} \prod_{u \in \Phi_u \setminus \Phi_{Le}} \left\{ \frac{1}{1 + \beta_e D_{0e}^{\alpha_N} D_{ue}^{-\alpha_N}} \right\} \text{de} \Bigg\}. \end{aligned} \quad (28)$$

Proof: See Appendix F. ■

Notice that the exact expression of the secrecy outage probability in Theorem 6 is too complicated. Therefore, similarly as in Section III, we approximate the LoS wireless channel power gain as a Rayleigh fading one with the same path loss and denote the correspondingly achieved SIRs as those in (12) and (13). Then we have the following theorem.

Theorem 7: Under the secrecy guard zone with radius D , the approximate secrecy outage probability of a typical UAV-and-legitimate-receiver pair is given by

$$\tilde{\mathcal{P}}_{\text{so}}^{\text{zone}} = \begin{cases} 1 - \exp \left[-\frac{\pi\lambda_e}{Q_1} \exp \left[-Q_1 (H^2 + D^2) + \pi\lambda_u H^2 \right] \right], & \text{if } D \geq K, \\ 1 - \exp \left[-2\pi\lambda_e \exp [\pi\lambda_u H^2] \left\{ \frac{\eta_L^{\frac{1}{2}}}{2\eta_N^{\frac{1}{2}} Q_1} \exp \left[-\frac{\eta_N^{\frac{1}{2}}}{\eta_L^{\frac{1}{2}}} Q_1 (H^2 + K^2) \right] \right. \right. \\ \quad \left. \left. + \frac{(1+Q_1\sqrt{H^2+D^2}) \exp[-Q_1\sqrt{H^2+D^2}]}{Q_1^2} - \frac{(1+Q_1\sqrt{H^2+K^2}) \exp[-Q_1\sqrt{H^2+K^2}]}{Q_1^2} \right\} \right], & \text{if } D < K. \end{cases} \quad (29)$$

Proof: See Appendix G. ■

Theorem 7 provides the secrecy outage probability in a closed form, which provide design insights. For example, it is shown that $\tilde{\mathcal{P}}_{\text{so}}^{\text{zone}}$ is monotonically decreasing with respect to the secrecy guard zone radius D . This is expected, as a larger D reduces the chance for eavesdropping.

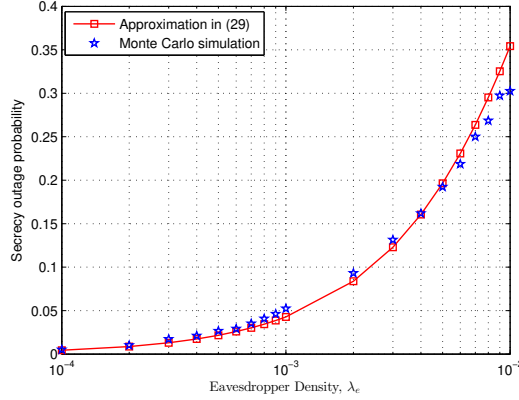


Fig. 5. The secrecy outage probability with secrecy guard zone versus the eavesdroppers' density λ_e , where we set $\lambda_u = 10^{-3}$, $H = 10$ m, $R_t = 15$, $R_s = 5$, and $\theta_c = \pi/4$.

Fig. 5 shows the approximate secrecy outage probability $\tilde{\mathcal{P}}_{\text{so}}^{\text{zone}}$ in (29), as compared to the Monte Carlo simulations. It is observed that our proposed approximation matches well with the Monte Carlo simulation result.

B. Secrecy Transmission Capacity Maximization

In this subsection, based on the approximations, we jointly design the wiretap code rates R_t and R_s , the UAV positioning altitude H , and the guard zone radius D to maximize the secrecy transmission capacity while satisfying a maximum secrecy outage probability constraint. With the approximations in (16) and (29), the secrecy maximization problem is expressed as

$$(\mathbf{P2.1}) : \max_{R_t, R_s, H, D} \quad \tilde{\mathcal{C}}_s = R_s \tilde{\mathcal{P}}_c \lambda_u', \quad (30a)$$

$$\text{s.t.} \quad \tilde{\mathcal{P}}_{\text{so}}^{\text{zone}} \leq \epsilon, \quad (30b)$$

$$R_t \geq R_s, \quad (30c)$$

$$R_s \geq 0, \quad (30d)$$

$$D \geq 0, \quad (30e)$$

$$H_{\max} \geq H \geq H_{\min}. \quad (30f)$$

It can be observed in (30a) that a larger guard zone radius D leads to lower secrecy outage probability $\tilde{\mathcal{P}}_{\text{so}}^{\text{zone}}$, but also reduces the density of actual UAV transmitters. As a result, there generally exists a tradeoff in designing the guard zone radius D .

Notice that problem **(P2.1)** is even more difficult to be optimally solved than **(P1.1)**. In the following, we first obtain the closed-form solution of R_t and R_s under any given UAV positioning altitude H and guard zone radius D , and then use a two-dimensional (2D) search over $H \in [H_{\min}, H_{\max}]$ and $D \geq 0$ to maximize the secrecy transmission capacity. In the following, we focus on finding the optimal R_t and R_s under any given H and D , for which the problem is expressed as

$$(\mathbf{P2.2}) : \max_{R_t, R_s} \quad \tilde{\mathbb{C}}_s = R_s \tilde{\mathcal{P}}_c \lambda_u', \quad (31a)$$

$$\text{s.t.} \quad \tilde{\mathcal{P}}_{\text{so}}^{\text{zone}} \leq \epsilon, \quad (31b)$$

$$R_t \geq R_s, \quad (31c)$$

$$R_s \geq 0. \quad (31d)$$

In order to solve problem **(P2.2)**, similarly as for **(P1.2)**, we introduce the auxiliary variable $R_e = R_t - R_s$. By substituting $R_s = R_t - R_e$, problem **(P2.2)** is equivalent to

$$(\mathbf{P2.3}) : \max_{R_t, R_e} \quad \tilde{\mathbb{C}}_s = (R_t - R_e) \tilde{\mathcal{P}}_c \lambda_u', \quad (32a)$$

$$\text{s.t.} \quad \tilde{\mathcal{P}}_{\text{so}}^{\text{zone}} \leq \epsilon, \quad (32b)$$

$$R_t \geq R_e, \quad (32c)$$

$$R_e \geq 0. \quad (32d)$$

Notice that both $\tilde{\mathcal{P}}_{\text{so}}^{\text{zone}}$ and $\tilde{\mathbb{C}}_s$ are monotonically decreasing functions with respect to $R_e \geq 0$. Hence, at the optimality of problem **(P2.3)**, constraint (32b) must be met with strict equality, i.e.,

$$\tilde{\mathcal{P}}_{\text{so}}^{\text{zone}} = \epsilon. \quad (33)$$

By solving the equality in (33) via a 1D search, we can obtain the optimal R_e , denoted by R_e^* .

Notice that in the special case with $D \geq L$, the optimal R_e^* can be obtained in closed-form as

$$R_e^* = \log_2 \left[\frac{4}{\pi^4 \lambda_u^2 (H^2 + D^2)^2} \mathbb{W}_0 \left(\frac{\pi \lambda_e (H^2 + D^2) \exp[\pi \lambda_u H^2]}{\ln \frac{1}{1-\epsilon}} \right)^2 + 1 \right]. \quad (34)$$

Next, it remains to find R_t to problem **(P2.3)**. Similar to **(P1.3)**, solving for R_t in problem **(P2.3)** can be approximated as

$$(\mathbf{P2.4}) : \max_{R_t} \quad \mathbb{C}_s = (R_t - R_e^*) \bar{\mathcal{P}}_c \lambda_u', \quad (35a)$$

$$\text{s.t.} \quad R_t \geq R_e^*. \quad (35b)$$

We then have the following theorem.

Theorem 8: The objective function \mathbb{C}_s in (35a) is a concave function with respect to $R_t \geq 0$.

The optimal solution of R_t to problem (P2.4) is given as

$$R_t^* = R_e^* + \frac{2}{\ln 2} \mathbb{W}_0 \left(\frac{\eta_L^{\frac{1}{2}} 2^{-R_e^*+1}}{\eta_N^{\frac{1}{2}} \pi^2 \lambda_u H} \right). \quad (36)$$

Proof: See Appendix H. ■

By combining R_t^* and R_e^* , the corresponding R_s is obtained as

$$R_s^* = \frac{2}{\ln 2} \mathbb{W}_0 \left(\frac{\eta_L^{\frac{1}{2}} 2^{-R_e^*+1}}{\eta_N^{\frac{1}{2}} \pi^2 \lambda_u H} \right). \quad (37)$$

To gain more insights, we further present the following corollary.

Corollary 1: It follows that as the guard zone radius D increases, the optimal rate parameter R_t^* first decreases and then increases, while R_s^* increases monotonically. Furthermore, as $D \rightarrow \infty$, we have

$$R_t^* = R_s^* = \frac{2}{\ln 2} \mathbb{W}_0 \left(\frac{2\eta_L^{\frac{1}{2}}}{\eta_N^{\frac{1}{2}} \pi^2 \lambda_u H} \right). \quad (38)$$

In this case, the corresponding secrecy transmission capacity becomes zero.

Proof: See Appendix I. ■

Corollary 1 shows that as D becomes significantly large, the secrecy transmission capacity becomes zero. This is intuitive, as the set of actual UAV transmitters becomes a null set in this case. As a result, it is expected that the optimal guard zone radius D should be a finite value.

Finally, by combining R_t^* and R_s^* , together with the 2D search over H and D , the desirable system configurations are finally obtained for the case with secrecy guard zone.

VI. NUMERICAL RESULTS

In this section, we present numerical results to validate the theoretical analysis above. Unless otherwise stated, in the following we set the security constraint $\epsilon = 0.01$, the UAVs' (or equivalently the legitimate receivers') density $\lambda_u = 10^{-3}$, the eavesdroppers' density $\lambda_e = 10^{-3}$, and the elevation angle threshold $\theta_c = \pi/4$.

A. Secrecy Communication Performance under Given UAV Altitude H and Guard Zone Radius D

First, we consider the case with given UAV altitude H and guard zone radius D . Fig. 6 shows the secrecy communication performance without secrecy guard zone versus the eavesdroppers' density λ_e , where different values of UAV altitude H are considered. It is observed that as λ_e increases, both R_t and R_e increase. This is because that in order to defend against more eavesdroppers, UAVs need to increase the randomness in the wiretap code (with increased R_e) to maintain the same level of secrecy. As a consequence, R_t is increased as well. It is also

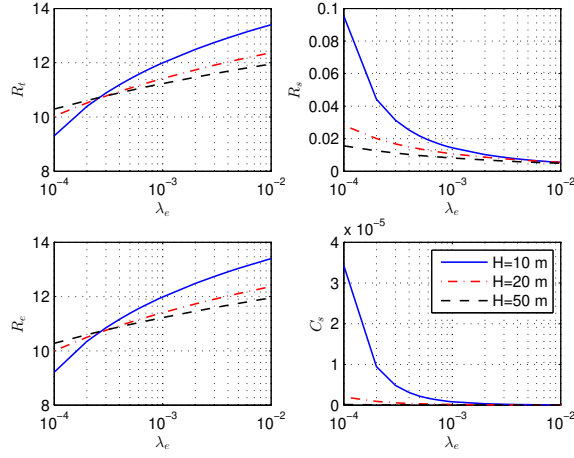


Fig. 6. Secrecy communication performance without secrecy guard zone versus the eavesdroppers' density λ_e .

observed that as the UAV altitude H decreases, the secrecy transmission capacity \mathbb{C}_s increases. This is intuitive, which is due to the fact that as H decreases, the increase of the LoS legitimate channel power gains is more significantly than that of the eavesdropping channels.

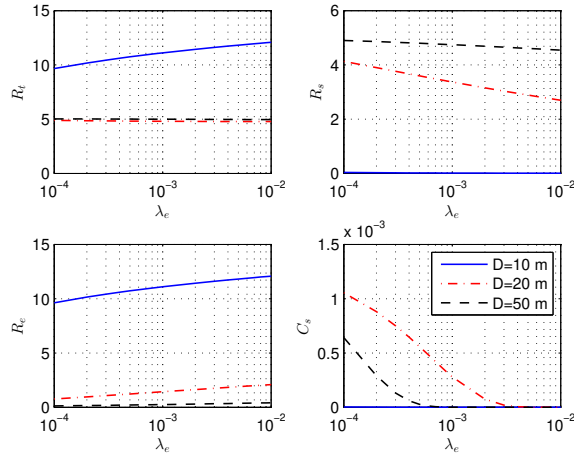


Fig. 7. Secrecy communication performance with secrecy guard zone versus the eavesdroppers' density λ_e , where $H = 20$ m.

Fig. 7 shows the secrecy communication performance with secrecy guard zone versus the eavesdroppers' density λ_e , where we set $H = 20$ m. Similar trends are observed as in Fig. 6. Besides, it is also observed that the guard zone radius $D = 20$ m leads to a larger secrecy transmission capacity \mathbb{C}_s than $D = 10$ m and $D = 50$ m. This is consistent with our discussion in Corollary 1.

Fig. 8 shows the secrecy transmission capacity \mathbb{C}_s versus UAV positioning altitude H , under different values of guard zone radius D . It is observed that as the UAV altitude H increases, the secrecy transmission capacity \mathbb{C}_s decreases. This can be explained similarly as in Fig. 6. When

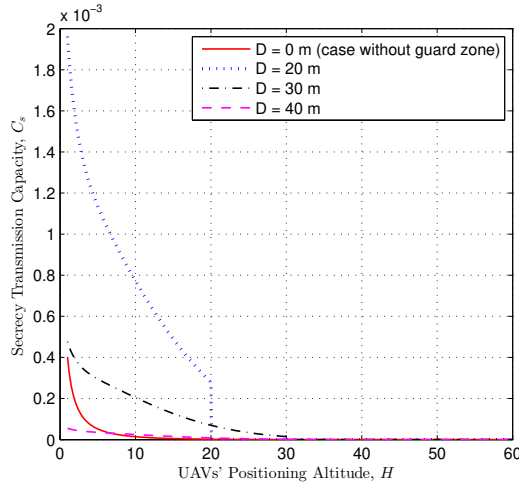


Fig. 8. The secrecy transmission capacity \mathbb{C}_s versus UAV positioning altitude H .

$D = 20$ m and $H \leq 20$ m, the achieved secrecy transmission capacity is observed to significantly outperform that without guard zone employed (i.e., $D = 0$ m). This verifies the importance of the secrecy guard zone technique in secrecy communication performance enhancement. It is also observed that for all values of D , the secrecy transmission capacity decreases sharply as H becomes larger than D . This is expected, as in this case there exist eavesdroppers in the LoS regions (with LoS threshold $K = H$ under $\theta_c = \pi/4$), thus leading to stronger eavesdropping channels with reduced secrecy communication performance.

B. Optimized Secrecy Transmission Design

Next, we show the secrecy communication performance under optimized system configurations in terms of R_t , R_s , H , and D .

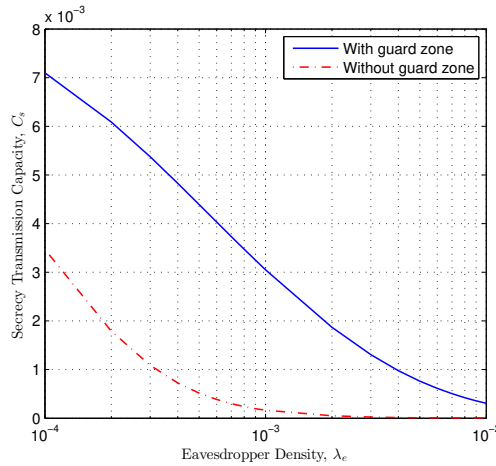


Fig. 9. The optimized secrecy transmission capacity \mathbb{C}_s versus the eavesdroppers' density λ_e .

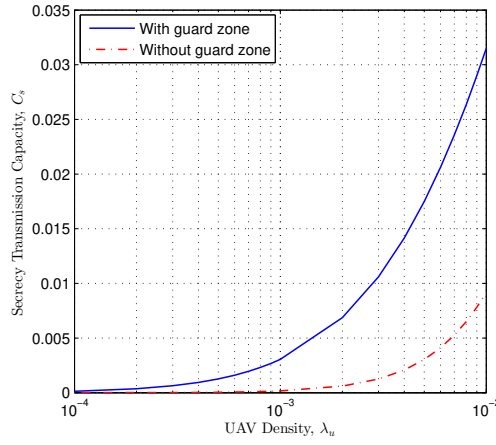


Fig. 10. The optimized secrecy transmission capacity C_s versus the UAVs' density λ_u .

Figs. 9 and 10 show the optimized secrecy transmission capacity C_s versus the eavesdroppers' density λ_e and the UAVs' density λ_u , respectively. It is observed that C_s decreases monotonically as λ_e increases, while increases monotonically as λ_u increases. It is also observed that, under all values of λ_e , the use of secrecy guard zone leads to much higher secrecy transmission capacity than that without secrecy guard zone.

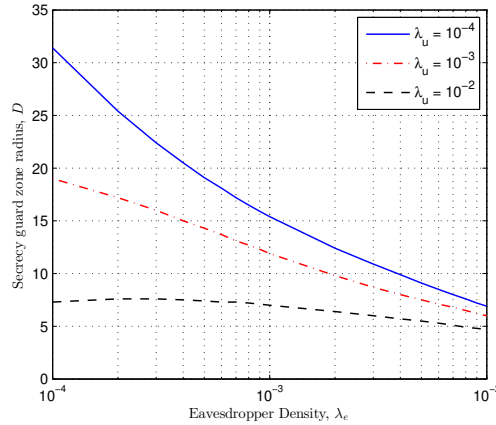


Fig. 11. The optimized secrecy guard zone radius D versus the eavesdroppers' density λ_e .

Fig. 11 shows the optimized secrecy guard zone radius D versus the eavesdroppers' density λ_e . It is observed that the obtained D decreases in general as λ_e increases. This shows that as the eavesdroppers' density increases, we should properly reduce D to enable more UAVs to involve in the secrecy transmission, as the correspondingly achieved benefit outweighs the drawback caused by the increased chance of eavesdropping. It is also observed that the optimized guard zone radius D decreases as λ_u increases. This is expected, as the increase of UAVs' density leads to stronger interference at the eavesdroppers, thus leading to more significantly reduced

SIR at eavesdroppers than legitimate receivers. In this case, a smaller guard zone radius D is desirable.

VII. CONCLUSION

In this paper, we investigated the secrecy transmission of a large-scale UAV-enabled wireless network. We model the horizontal locations of legitimate receivers and eavesdroppers as two independent PPPs and assume that the UAVs are each positioned exactly above the respective legitimate receivers for efficient secrecy communication. Under this setup and by considering two cases without and with the secrecy guard zone technique employed, we obtained analytical expressions for the connection probability and secrecy outage probability of this network in analytically tractable forms. Accordingly, we optimized the system configurations (in terms of the Wyner's coding rates, UAV altitude, and guard zone size) to maximize the secrecy transmission capacity, subject to a maximum secrecy outage probability constraint. Finally, we presented numerical results to validate the theoretical analysis, and show the effect of different system parameters on the secrecy communication performance. Our results provide useful guidelines in analyzing the secrecy communication performance of large-scale UAV-enabled 3D wireless networks, and also provided insights on the design of secrecy transmission strategy and network configurations. How to extend our results to other secrecy communication setups with, e.g., directional antennas and full-duplex antennas, are interesting future directions worth investigating.

APPENDIX A

PROOF OF THEOREM 1

According to (7), the connection probability can be computed as

$$\begin{aligned} \mathcal{P}_c &= \mathcal{P} \left(\frac{\eta_L H^{-2}}{\sum_{u \in \Phi_u} \eta_{u0} S_{u0} D_{u0}^{-\alpha_{u0}}} > \beta_t \right) \\ &= \mathcal{P} \left(\frac{\eta_L H^{-2}}{\sum_{l \in \Phi_{L0}} \eta_L D_{l0}^{-\alpha_L} + \sum_{u \in \Phi_u \setminus \Phi_{L0}} \eta_N S_N D_{u0}^{-\alpha_N}} > \beta_t \right). \end{aligned} \quad (39)$$

Lemma 1: According to [48], for a set of independent exponential random variables $X = \{X_1, \dots, X_n\}$ with parameters $\lambda_{X_i}, i = 1, \dots, n$, the cumulative distribution function (CDF) of

the sum of independent exponentially distributed random variables $Y = \sum_{i=1}^n X_i$ is given by

$$\mathcal{P}\{Y < y\} = \sum_{i=1}^n \delta_i (1 - \exp[-\lambda_{X_i} y]), \quad (40)$$

where

$$\delta_i = \prod_{j=1, j \neq i}^n \frac{\lambda_{X_j}}{\lambda_{X_j} - \lambda_{X_i}}. \quad (41)$$

Applying Lemma 1, (39) can be re-expressed as (10). This theorem thus follows.

APPENDIX B

PROOF OF THEOREM 2

According to (8), the secrecy outage probability can be computed as

$$\begin{aligned} \mathcal{P}_{\text{so}} &= \mathcal{P}\left(\max_{e \in \Phi_e} \{\text{SIR}_e\} > \beta_e\right) \\ &= 1 - \mathbb{E}_{\Phi_u} \left\{ \mathbb{E}_{\Phi_e} \left\{ \prod_{e \in \Phi_e} \mathcal{P}(\text{SIR}_e < \beta_e) \right\} \right\}. \end{aligned} \quad (42)$$

According to [42], the probability generating functional (PGFL) of a homogeneous PPP is given as

$$\mathbb{E}_{\Phi_e} \left\{ \prod_{e \in \Phi_e} f(e) \right\} = \exp \left[-\lambda_e \int_{\mathbb{R}^2} 1 - f(e) \, \text{d}e \right]. \quad (43)$$

Using PGFL of Φ_e , (42) can be computed as

$$\begin{aligned} \mathcal{P}_{\text{so}} &= 1 - \mathbb{E}_{\Phi_u} \left\{ \exp \left[-\lambda_e \int_{\mathbb{R}^2} \mathcal{P}(\text{SIR}_e > \beta_e) \, \text{d}e \right] \right\} \\ &= 1 - \mathbb{E}_{\Phi_u} \left\{ \exp \left[-\lambda_e \left\{ \int_{B(o, K)} \mathcal{P} \left(\frac{\eta_L D_{0e}^{-\alpha_L}}{\sum_{u \in \Phi_u} \eta_{ue} S_{ue} D_{ue}^{-\alpha_{ue}}} > \beta_e \right) \, \text{d}e \right. \right. \right. \\ &\quad \left. \left. \left. + \int_{\mathbb{R}^2 \setminus B(o, K)} \mathcal{P} \left(\frac{\eta_N S_N D_{0e}^{-\alpha_N}}{\sum_{u \in \Phi_u} \eta_{ue} S_{ue} D_{ue}^{-\alpha_{ue}}} > \beta_e \right) \, \text{d}e \right\} \right] \right\}. \end{aligned} \quad (44)$$

Applying Lemma 1, (44) can be re-expressed as (11). This theorem is thus verified.

APPENDIX C

PROOF OF THEOREM 3

According to (14), the approximate connection probability can be computed as

$$\begin{aligned}
 \tilde{\mathcal{P}}_c &= \mathcal{P} \left(\frac{\eta_L \bar{S}_{00} H^{-2}}{\sum_{u \in \Phi_u} \eta_{u0} \bar{S}_{u0} D_{u0}^{-\alpha_{u0}}} > \beta_t \right) \\
 &= \mathbb{E}_{\Phi_u, S_{u0}} \left\{ \exp \left[-\frac{\beta_t H^2}{\eta_L} \sum_{u \in \Phi_u} \eta_{u0} \bar{S}_{u0} D_{u0}^{-\alpha_{u0}} \right] \right\} \\
 &= \mathbb{E}_{\Phi_u} \left\{ \prod_{u \in \Phi_u} \left\{ \frac{1}{1 + \beta_t \eta_L^{-1} H^2 \eta_{u0} D_{u0}^{-\alpha_{u0}}} \right\} \right\}. \tag{45}
 \end{aligned}$$

Using PGFL of Φ_u , (45) can be rewritten as

$$\tilde{\mathcal{P}}_c = \exp \left[-\lambda_u \int_{\mathbb{R}^2} 1 - \frac{1}{1 + \beta_t \eta_L^{-1} H^2 \eta_{u0} D_{u0}^{-\alpha_{u0}}} \mathrm{d}u \right]. \tag{46}$$

Changing to polar coordinates, (46) can be turned to

$$\begin{aligned}
 \tilde{\mathcal{P}}_c &= \exp \left[-2\pi\lambda_u \left\{ \int_K^{+\infty} \left(1 - \frac{1}{1 + \beta_t \eta_L^{-1} H^2 \eta_N (r_u^2 + H^2)^{-\frac{\alpha_N}{2}}} \right) r_u \mathrm{d}r_u \right. \right. \\
 &\quad \left. \left. + \int_0^K \left(1 - \frac{1}{1 + \beta_t H^2 (r_u^2 + H^2)^{-\frac{\alpha_L}{2}}} \right) r_u \mathrm{d}r_u \right\} \right]. \tag{47}
 \end{aligned}$$

Then, (47) can be re-expressed as (16). This theorem thus follows.

APPENDIX D

PROOF OF THEOREM 4

According to (15), the approximate secrecy outage probability can be computed as

$$\begin{aligned}
 \bar{\mathcal{P}}_{\text{so}} &= \mathcal{P} \left(\max_{e \in \Phi_e} \left\{ \frac{\eta_{0e} \bar{S}_{0e} D_{0e}^{-\alpha_{0e}}}{\sum_{u \in \Phi_u} \eta_{ue} \bar{S}_{ue} D_{ue}^{-\alpha_{ue}}} \right\} > \beta_e \right) \\
 &= 1 - \mathbb{E}_{\Phi_u} \left\{ \mathbb{E}_{\Phi_e} \left\{ \prod_{e \in \Phi_e} \left\{ 1 - \prod_{u \in \Phi_u} \left\{ \exp \left[-\frac{\eta_{ue} \beta_e \bar{S}_{ue} D_{ue}^{-\alpha_{ue}}}{\eta_{0e} D_{0e}^{-\alpha_{0e}}} \right] \right\} \right\} \right\} \right\}. \tag{48}
 \end{aligned}$$

According to (43), (48) can be rewritten as

$$\bar{\mathcal{P}}_{\text{so}} = 1 - \mathbb{E}_{\Phi_u} \left\{ \exp \left[-\lambda_e \int_{\mathbb{R}^2} \prod_{u \in \Phi_u} \left\{ \exp \left[-\frac{\eta_{ue} \beta_e \bar{S}_{ue} D_{ue}^{-\alpha_{ue}}}{\eta_{0e} D_{0e}^{-\alpha_{0e}}} \right] \right\} \mathrm{d}e \right] \right\}. \tag{49}$$

Using Jensen's inequality, an upper bound of $\bar{\mathcal{P}}_{\text{so}}$ can be obtained:

$$\bar{\mathcal{P}}_{\text{so}} \approx 1 - \exp \left[-\lambda_e \int_{\mathbb{R}^2} \mathbb{E}_{\Phi_u} \left\{ \prod_{u \in \Phi_u} \left\{ \exp \left[-\frac{\eta_{ue} \beta_e \bar{S}_{ue} D_{ue}^{-\alpha_{ue}}}{\eta_{0e} D_{0e}^{-\alpha_{0e}}} \right] \right\} \right\} \mathrm{d}e \right]. \tag{50}$$

Similar to (45), (50) can be computed as

$$\bar{\mathcal{P}}_{\text{so}} \approx 1 - \exp \left[-\lambda_e \int_{\mathbb{R}^2} \exp \left[-\frac{\pi \lambda_u D_{0e}^{\frac{\alpha_{0e}}{2}} \beta_e^{\frac{1}{2}} \eta_N^{\frac{1}{2}}}{2\eta_{0e}^{\frac{1}{2}}} \left(\pi - 2 \arctan \left(\frac{\eta_{0e}^{\frac{1}{2}} (H^2 + K^2)}{\eta_N^{\frac{1}{2}} D_{0e}^{\frac{\alpha_{0e}}{2}} \beta_e^{\frac{1}{2}}} \right) \right) \right. \right. \\ \left. \left. - \pi \lambda_u D_{0e}^{\alpha_{0e}} \beta_e \log \left(\frac{D_{0e}^{\alpha_{0e}} \beta_e + H^2 + K^2}{D_{0e}^{\alpha_{0e}} \beta_e + H^2} \right) \right] \mathrm{d}e \right]. \quad (51)$$

Since $\beta_e \gg 1$ and $\frac{H^2 + K^2}{D_{0e}^{\frac{\alpha_{0e}}{2}}} \ll 1$, we can derive a closed-form upper bound of (51) as

$$\tilde{\mathcal{P}}_{\text{so}} = 1 - \exp \left[-\lambda_e \int_{\mathbb{R}^2} \exp \left[-\frac{\pi}{2} \lambda_u D_{0e}^{\frac{\alpha_{0e}}{2}} \beta_e^{\frac{1}{2}} \left(\frac{\pi \eta_N^{\frac{1}{2}}}{\eta_{0e}^{\frac{1}{2}}} - \frac{2H^2}{D_{0e}^{\frac{\alpha_{0e}}{2}} \beta_e^{\frac{1}{2}}} \right) \right] \mathrm{d}e \right]. \quad (52)$$

Changing to polar coordinates, (52) can be turned to

$$\tilde{\mathcal{P}}_{\text{so}} = 1 - \exp \left[-2\pi \lambda_e \left\{ \int_0^K \exp \left[-\frac{\pi}{2} \lambda_u (r_e^2 + H^2)^{\frac{\alpha_L}{4}} \beta_e^{\frac{1}{2}} \left(\frac{\pi \eta_N^{\frac{1}{2}}}{\eta_L^{\frac{1}{2}}} - \frac{2H^2}{(r_e^2 + H^2)^{\frac{\alpha_L}{4}} \beta_e^{\frac{1}{2}}} \right) \right] r_e \mathrm{d}r_e \right. \right. \\ \left. \left. + \int_K^{+\infty} \exp \left[-\frac{\pi}{2} \lambda_u (r_e^2 + H^2)^{\frac{\alpha_N}{4}} \beta_e^{\frac{1}{2}} \left(\pi - \frac{2H^2}{(r_e^2 + H^2)^{\frac{\alpha_N}{4}} \beta_e^{\frac{1}{2}}} \right) \right] r_e \mathrm{d}r_e \right\} \right]. \quad (53)$$

Then, (53) can be simplified as (17). This theorem is thus verified.

APPENDIX E

PROOF OF THEOREM 5

The first derivative of \mathbb{C}_s with respect to R_t is computed as

$$\frac{\mathrm{d}\mathbb{C}_s}{\mathrm{d}R_t} = \left[1 - \frac{\ln 2}{4} \pi^2 \lambda_u H 2^{\frac{R_t}{2}} \frac{\eta_N^{\frac{1}{2}}}{\eta_L^{\frac{1}{2}}} (R_t - R_e^*) \right] \exp \left[-\frac{\pi}{2} \lambda_u H \left(\frac{\eta_N^{\frac{1}{2}}}{\eta_L^{\frac{1}{2}}} \pi 2^{\frac{R_t}{2}} - 2H \right) \right] \lambda_u. \quad (54)$$

Next, the second derivative of \mathbb{C}_s with respect to R_t is computed as

$$\frac{\mathrm{d}^2 \mathbb{C}_s}{\mathrm{d}R_t^2} = \frac{\ln 2 \pi^2 \lambda_u H 2^{\frac{R_t}{2}} \eta_N^{\frac{1}{2}}}{4\eta_L^{\frac{1}{2}}} \exp \left[-\frac{\pi}{2} \lambda_u H \left(\frac{\eta_N^{\frac{1}{2}}}{\eta_L^{\frac{1}{2}}} \pi 2^{\frac{R_t}{2}} - 2H \right) \right] \\ \times \left[-2 - \frac{\ln 2}{2} (R_t - R_e^*) \left(\frac{\eta_N^{\frac{1}{2}}}{\eta_L^{\frac{1}{2}}} 2^{\frac{R_t}{2}-1} \pi^2 \lambda_u H - 1 \right) \right] \lambda_u. \quad (55)$$

It is easy to obtain that $\frac{\mathrm{d}^2 \mathbb{C}_s}{\mathrm{d}R_t^2} < 0$. Therefore, it follows that \mathbb{C}_s is concave in $R_t \geq 0$. In this case, by setting the first derivative being zero, we have $R_t^* = R_e^* + \frac{2}{\ln 2} \mathbb{W}_0 \left(\frac{\eta_L^{\frac{1}{2}} 2^{-R_e^*+1}}{\eta_N^{\frac{1}{2}} \pi^2 \lambda_u H} \right)$.

Therefore, R_t^* is optimal for maximizing \mathbb{C}_s . This theorem is thus proved.

APPENDIX F

PROOF OF THEOREM 6

According to (27), using PGFL of Φ_e , the secrecy outage probability is computed as

$$\begin{aligned} \mathcal{P}_{\text{so}}^{\text{zone}} &= 1 - \mathbb{E}_{\Phi_u} \left\{ \exp \left[-\lambda_e \int_{\mathbb{R}^2 \setminus \mathbf{B}(o,D)} \mathcal{P}(\text{SIR}_e > \beta_e) \, \text{d}e \right] \right\} \\ &= 1 - \mathbb{E}_{\Phi_u} \left\{ \exp \left[-\lambda_e \left\{ \int_{\mathbf{B}(o,K) \setminus \mathbf{B}(o,D)} \mathcal{P} \left(\frac{\eta_L P_t D_{0e}^{-\alpha_L}}{\sum_{u \in \Phi_u} \eta_{ue} P_t S_{ue} D_{ue}^{-\alpha_{ue}}} > \beta_e \right) \, \text{d}e \right. \right. \right. \\ &\quad \left. \left. \left. + \int_{\mathbb{R}^2 \setminus \mathbf{B}(o,K)} \mathcal{P} \left(\frac{\eta_N P_t S_N D_{0e}^{-\alpha_N}}{\sum_{u \in \Phi_u} \eta_{ue} P_t S_{ue} D_{ue}^{-\alpha_{ue}}} > \beta_e \right) \, \text{d}e \right\} \right] \right\}. \end{aligned} \quad (56)$$

Applying Lemma 1, (56) can be re-expressed as (28). This theorem is thus verified.

APPENDIX G

PROOF OF THEOREM 7

Using PGFL of Φ_e , the secrecy outage probability is computed as

$$\bar{\mathcal{P}}_{\text{so}}^{\text{zone}} = 1 - \mathbb{E}_{\Phi_u} \left\{ \exp \left[-\lambda_e \int_{\mathbb{R}^2 \setminus \mathbf{B}(o,D)} \prod_{u \in \Phi_u} \left\{ \exp \left[-\frac{\eta_{ue} \beta_e \bar{S}_{ue} D_{ue}^{-\alpha_{ue}}}{\eta_{0e} D_{0e}^{-\alpha_{0e}}} \right] \right\} \, \text{d}e \right] \right\}. \quad (57)$$

Using Jensen's inequality, an upper bound of $\bar{\mathcal{P}}_{\text{so}}$ is obtained as

$$\bar{\mathcal{P}}_{\text{so}}^{\text{zone}} \approx 1 - \exp \left[-\lambda_e \int_{\mathbb{R}^2 \setminus \mathbf{B}(o,D)} \mathbb{E}_{\Phi_u} \left\{ \prod_{u \in \Phi_u} \left\{ \exp \left[-\frac{\eta_{ue} \beta_e \bar{S}_{ue} D_{ue}^{-\alpha_{ue}}}{\eta_{0e} D_{0e}^{-\alpha_{0e}}} \right] \right\} \right\} \, \text{d}e \right]. \quad (58)$$

Similar to (39), (58) is thus computed as

$$\begin{aligned} \bar{\mathcal{P}}_{\text{so}}^{\text{zone}} &\approx 1 - \exp \left[-\lambda_e \int_{\mathbb{R}^2 \setminus \mathbf{B}(o,D)} \exp \left[-\frac{\pi \lambda_u D_{0e}^{\frac{\alpha_{0e}}{2}} \beta_e^{\frac{1}{2}} \eta_N^{\frac{1}{2}}}{2 \eta_{0e}^{\frac{1}{2}}} \right. \right. \\ &\quad \left. \left. \times \left(\pi - 2 \arctan \left(\frac{\eta_{0e}^{\frac{1}{2}} (H^2 + K^2)}{\eta_N^{\frac{1}{2}} D_{0e}^{\frac{\alpha_{0e}}{2}} \beta_e^{\frac{1}{2}}} \right) \right) - \pi \lambda_u D_{0e}^{\alpha_{0e}} \beta_e \log \left(\frac{D_{0e}^{\alpha_{0e}} \beta_e + H^2 + K^2}{D_{0e}^{\alpha_{0e}} \beta_e + H^2} \right) \right] \, \text{d}e \right]. \end{aligned} \quad (59)$$

Since $\beta_e \gg 1$ and $\frac{H^2 + K^2}{D_{0e}^{\frac{\alpha_{0e}}{2}} \beta_e^{\frac{1}{2}}} \ll 1$, we can derive a closed-form upper bound of (59) as

$$\tilde{\mathcal{P}}_{\text{so}}^{\text{zone}} = 1 - \exp \left[-\lambda_e \int_{\mathbb{R}^2 \setminus \mathbf{B}(o,D)} \exp \left[-\frac{\pi}{2} \lambda_u D_{0e}^{\frac{\alpha_{0e}}{2}} \beta_e^{\frac{1}{2}} \left(\frac{\pi \eta_N^{\frac{1}{2}}}{\eta_{0e}^{\frac{1}{2}}} - \frac{2H^2}{D_{0e}^{\frac{\alpha_{0e}}{2}} \beta_e^{\frac{1}{2}}} \right) \right] \, \text{d}e \right]. \quad (60)$$

Changing to polar coordinates, when $D \geq K$, (60) can be turned to

$$\tilde{\mathcal{P}}_{\text{so}}^{\text{zone}} = 1 - \exp \left[-2\pi \lambda_e \int_D^{+\infty} \exp \left[-\frac{\pi}{2} \lambda_u (r_e^2 + H^2) \beta_e^{\frac{1}{2}} \left(\pi - \frac{2H^2}{(r_e^2 + H^2) \beta_e^{\frac{1}{2}}} \right) \right] r_e \, \text{d}r_e \right]. \quad (61)$$

Similarly, when $D < K$, we have

$$\begin{aligned} \tilde{\mathcal{P}}_{\text{so}}^{\text{zone}} = & 1 - \exp \left[-2\pi\lambda_e \left\{ \int_D^K \exp \left[-\frac{\pi}{2}\lambda_u (r_e^2 + H^2)^{\frac{\alpha_L}{4}} \beta_e^{\frac{1}{2}} \left(\frac{\pi\eta_N^{\frac{1}{2}}}{\eta_L^{\frac{1}{2}}} - \frac{2H^2}{(r_e^2 + H^2)^{\frac{\alpha_L}{4}} \beta_e^{\frac{1}{2}}} \right) \right] r_e dr_e \right. \right. \\ & \left. \left. + \int_K^{+\infty} \exp \left[-\frac{\pi}{2}\lambda_u (r_e^2 + H^2)^{\frac{\alpha_N}{4}} \beta_e^{\frac{1}{2}} \left(\pi - \frac{2H^2}{(r_e^2 + H^2)^{\frac{\alpha_N}{4}} \beta_e^{\frac{1}{2}}} \right) \right] r_e dr_e \right\} \right]. \end{aligned} \quad (62)$$

Then, (61) can be simplified as (29). This theorem is thus verified.

APPENDIX H

PROOF OF THEOREM 8

According to Theorem 5, we can show that secrecy transmission capacity \mathbb{C}_s is a concave function with respect to the rate R_t . Accordingly, R_e^* satisfies the equality (33). Then, the optimal values of R_t^* and R_s^* to maximize \mathbb{C}_s are given as

$$R_t^* = R_e^* + \frac{2}{\ln 2} \mathbb{W}_0 \left(\frac{\eta_L^{\frac{1}{2}} 2^{-R_e^*+1}}{\eta_N^{\frac{1}{2}} \pi^2 \lambda_u H} \right), \quad (63)$$

and

$$R_s^* = \frac{2}{\ln 2} \mathbb{W}_0 \left(\frac{\eta_L^{\frac{1}{2}} 2^{-R_e^*+1}}{\eta_N^{\frac{1}{2}} \pi^2 \lambda_u H} \right). \quad (64)$$

This completes the proof.

APPENDIX I

PROOF OF COROLLARY 1

First, we show that R_s^* is an increasing function with respect to D . From the explicit expression of $\tilde{\mathcal{P}}_{\text{so}}^{\text{zone}}$ (29), it is observed that $\tilde{\mathcal{P}}_{\text{so}}^{\text{zone}}$ is a decreasing function with respect to D and R_e , respectively. Notice that at the optimality, we have $\tilde{\mathcal{P}}_{\text{so}}^{\text{zone}} = \epsilon$. Therefore, it is evident that R_e^* is also a decreasing function with respect to D . Furthermore, from the explicit expression of R_s^* in (37), we can observe that R_s^* is a decreasing function with respect to R_e^* . Then we can conclude that R_s^* is an increasing function with respect to D .

Next, we show that R_t^* first decreases and then increases as D increases. The first derivative of R_t^* with respect to R_e^* is computed as

$$\frac{dR_t^*}{dR_e^*} = \frac{1 - \mathbb{W}_0 \left(\frac{\eta_L^{\frac{1}{2}} 2^{-R_e^*+1}}{\eta_N^{\frac{1}{2}} \pi^2 \lambda_u H} \right)}{1 + \mathbb{W}_0 \left(\frac{\eta_L^{\frac{1}{2}} 2^{-R_e^*+1}}{\eta_N^{\frac{1}{2}} \pi^2 \lambda_u H} \right)}. \quad (65)$$

It is observed that as $R_e^* \geq 0$ increases, $\frac{dR_t^*}{dR_e^*}$ increases and the corresponding value of $\frac{dR_t^*}{dR_e^*}$ is first less than 0 and then larger than 0. As $R_t^* \geq 0$, R_t^* first decreases and then increases as R_e^* increases. Hence, we can conclude that R_t^* first decreases and then increases as D increases.

As $D \rightarrow +\infty$, it is easy to observe that $R_e^* \rightarrow 0$. In this case, by replacing R_e^* with 0 into (36) and (37), we can obtain

$$R_t^* = R_s^* = \frac{2}{\ln 2} \mathbb{W}_0 \left(\frac{2\eta_L^{\frac{1}{2}}}{\eta_N^{\frac{1}{2}} \pi^2 \lambda_u H} \right). \quad (66)$$

As $D \rightarrow +\infty$, we have $\lambda_u' \rightarrow 0$. Hence, it follows that $\mathbb{C}_s \rightarrow 0$ as $D \rightarrow +\infty$ from (31a).

This completes the proof.

REFERENCES

- [1] J. Yao and J. Xu, "Secrecy transmission capacity of large-scale UAV-enabled wireless networks," submitted to *IEEE Int. Conf. Commun. (ICC)*, 2019.
- [2] Y. Zeng, R. Zhang, and T. J. Lim, "Wireless communications with unmanned aerial vehicles: Opportunities and challenges," *IEEE Commun. Mag.*, vol. 54, no. 5, pp. 36–42, May 2016.
- [3] B. V. D. Bergh, A. Chiumento, and S. Pollin, "LTE in the sky: Trading off propagation benefits with interference costs for aerial nodes," *IEEE Commun. Mag.*, vol. 54, no. 5, pp. 44–50, May 2016.
- [4] I. Bor-Yaliniz and H. Yanikomeroglu, "The new frontier in RAN heterogeneity: Multi-tier drone-cells," *IEEE Commun. Mag.*, vol. 54, no. 11, pp. 48–55, Nov. 2016.
- [5] Z. Xiao, P. Xia, and X. Xia, "Enabling UAV cellular with millimeter-wave communication: Potentials and approaches," *IEEE Commun. Mag.*, vol. 54, no. 5, pp. 66–73, May 2016.
- [6] H. Menouar, I. Guvenc, K. Akkaya, A. S. Uluagac, A. Kadri, and A. Tuncer, "UAV-enabled intelligent transportation systems for the smart city: Applications and challenges," *IEEE Commun. Mag.*, vol. 55, no. 3, pp. 22–28, Mar. 2017.
- [7] M. Mozaffari, W. Saad, M. Bennis, and M. Debbah, "Wireless communication using unmanned aerial vehicles (UAVs): Optimal transport theory for hover time optimization," *IEEE Trans. Wireless Commun.*, vol. 16, no. 12, pp. 8052–8066, Dec. 2017.
- [8] Y. Zeng, J. Lyu, and R. Zhang, "Cellular-connected UAV: Potentials, challenges and promising technologies," to appear in *IEEE Wireless Commun.* [Online]. Available: <https://arxiv.org/abs/1804.02217>
- [9] S. Zhang, Y. Zeng, and R. Zhang, "Cellular-enabled UAV communication: A connectivity-constrained trajectory optimization perspective," *IEEE Trans. Commun.*, pp. 1–1, 2018.
- [10] Q. Wu, J. Xu, and R. Zhang, "Capacity characterization of UAV-enabled two-user broadcast channel," *IEEE J. Sel. Areas Commun.*, vol. 36, no. 9, pp. 1955–1971, Sep. 2018.
- [11] A. Al-Hourani, S. Kandeepan, and S. Lardner, "Optimal LAP altitude for maximum coverage," *IEEE Wireless Commun. Lett.*, vol. 3, no. 6, pp. 569–572, Dec. 2014.
- [12] J. Chen and D. Gesbert, "Optimal positioning of flying relays for wireless networks: A LOS map approach," in *Proc. IEEE Int. Conf. Commun. (ICC)*, May 2017, pp. 1–6.
- [13] J. Xu, Y. Zeng, and R. Zhang, "UAV-enabled wireless power transfer: Trajectory design and energy optimization," *IEEE Trans. Wireless Commun.*, vol. 17, no. 8, pp. 5092–5106, Aug. 2018.
- [14] P. Li and J. Xu, "Placement optimization for UAV-enabled wireless networks with multi-hop backhubs," *J. Commun. Inf. Networks*, vol. 3, no. 4, pp. 64–73, Dec. 2018.
- [15] J. Yao, S. Feng, X. Zhou, and Y. Liu, "Secure routing in multihop wireless ad-hoc networks with decode-and-forward relaying," *IEEE Trans. Commun.*, vol. 64, no. 2, pp. 753–764, Feb. 2016.
- [16] S. Yan, X. Zhou, N. Yang, T. D. Abhayapala, and A. L. Swindlehurst, "Secret channel training to enhance physical layer security with a full-duplex receiver," *IEEE Trans. Inf. Foren. Sec.*, vol. 13, no. 11, pp. 2788–2800, Nov. 2018.

- [17] D. Wang, B. Bai, W. Zhao, and Z. Han, "A survey of optimization approaches for wireless physical layer security," *IEEE Commun. Surveys Tuts.*, pp. 1–1, 2018.
- [18] T. Zheng, H. Wang, and J. Yuan, "Physical-layer security in cache-enabled cooperative small cell networks against randomly distributed eavesdroppers," *IEEE Trans. Wireless Commun.*, vol. 17, no. 9, pp. 5945–5958, Sep. 2018.
- [19] A. Wyner, "The wire-tap channel," *Bell Syst. Tech. J.*, vol. 54, no. 8, pp. 1355–1387, Oct. 1975.
- [20] I. Csiszar and J. Korner, "Broadcast channels with confidential messages," *IEEE Trans. Inf. Theory*, vol. 24, no. 3, pp. 339–348, May 1978.
- [21] X. Zhou, R. Ganti, J. Andrews, and A. Hjørungnes, "On the throughput cost of physical layer security in decentralized wireless networks," *IEEE Trans. Wireless Commun.*, vol. 10, no. 8, pp. 2764–2775, Aug. 2011.
- [22] X. Zhou, M. R. McKay, B. Maham, and A. Hjørungnes, "Rethinking the secrecy outage formulation: A secure transmission design perspective," *IEEE Commun. Lett.*, vol. 15, no. 3, pp. 302–304, Mar. 2011.
- [23] J. Yao, X. Zhou, Y. Liu, and S. Feng, "Secure transmission in linear multihop relaying networks," *IEEE Trans. Wireless Commun.*, vol. 17, no. 2, pp. 822–834, Feb. 2018.
- [24] M. Cui, G. Zhang, Q. Wu, and D. W. K. Ng, "Robust trajectory and transmit power design for secure UAV communications," *IEEE Trans. Veh. Technol.*, vol. 67, no. 9, pp. 9042–9046, Sep. 2018.
- [25] A. Li, Q. Wu, and R. Zhang, "UAV-enabled cooperative jamming for improving secrecy of ground wiretap channel," *IEEE Wireless Commun. Lett.*, pp. 1–1, 2018.
- [26] Q. Wang, Z. Chen, W. Mei, and J. Fang, "Improving physical layer security using UAV-enabled mobile relaying," *IEEE Wireless Commun. Lett.*, vol. 6, no. 3, pp. 310–313, Jun. 2017.
- [27] Y. Zhou, P. L. Yeoh, H. Chen, Y. Li, W. Hardjawana, and B. Vucetic, "Secrecy outage probability and jamming coverage of UAV-enabled friendly jammer," in *Proc. 11th IEEE Australia Int. Conf. Signal Process. Commun. Syst. (ICSPCS)*, Dec. 2017, pp. 1–6.
- [28] H. Lee, S. Eom, J. Park, and I. Lee, "UAV-aided secure communications with cooperative jamming," *IEEE Trans. Veh. Technol.*, vol. 67, no. 10, pp. 9385–9392, Oct. 2018.
- [29] G. Zhang, Q. Wu, M. Cui, and R. Zhang, "Securing UAV communications via joint trajectory and power control," *IEEE Trans. Wireless Commun.*, pp. 1–1, 2019.
- [30] C. Zhong, J. Yao, and J. Xu, "Secure UAV communication with cooperative jamming and trajectory control," *IEEE Commun. Lett.*, pp. 1–1, 2018.
- [31] N. Zhao, F. Cheng, F. R. Yu, J. Tang, Y. Chen, G. Gui, and H. Sari, "Caching UAV assisted secure transmission in hyper-dense networks based on interference alignment," *IEEE Trans. Commun.*, vol. 66, no. 5, pp. 2281–2294, May 2018.
- [32] Y. Cai, F. Cui, Q. Shi, M. Zhao, and G. Y. Li, "Dual-UAV-enabled secure communications: Joint trajectory design and user scheduling," *IEEE J. Sel. Areas Commun.*, vol. 36, no. 9, pp. 1972–1985, Sep. 2018.
- [33] Y. Zhu, G. Zheng, and M. Fitch, "Secrecy rate analysis of UAV-enabled mmWave networks using Matérn hardcore point processes," *IEEE J. Sel. Areas Commun.*, vol. 36, no. 7, pp. 1397–1409, Jul. 2018.
- [34] W. Khawaja, I. Guvenc, D. Matolak, U.-C. Fiebig, and N. Schneckenberger, "A survey of air-to-ground propagation channel modeling for unmanned aerial vehicles." [Online]. Available: <https://arxiv.org/abs/1801.01656>
- [35] S. Zhang, H. Zhang, Q. He, K. Bian, and L. Song, "Joint trajectory and power optimization for UAV relay networks," *IEEE Commun. Lett.*, vol. 22, no. 1, pp. 161–164, Jan. 2018.
- [36] V. V. Chetlur and H. S. Dhillon, "Downlink coverage analysis for a finite 3-D wireless network of unmanned aerial vehicles," *IEEE Trans. Commun.*, vol. 65, no. 10, pp. 4543–4558, Oct. 2017.
- [37] T. Hou, Y. Liu, Z. Song, X. Sun, and Y. Chen, "Multiple antenna aided NOMA in UAV networks: A stochastic geometry approach," *IEEE Trans. Commun.*, pp. 1–1, 2018.

- [38] C. Zhang and W. Zhang, "Spectrum sharing for drone networks," *IEEE J. Sel. Areas Commun.*, vol. 35, no. 1, pp. 136–144, Jan. 2017.
- [39] M. M. Azari, F. Rosas, K. Chen, and S. Pollin, "Ultra reliable UAV communication using altitude and cooperation diversity," *IEEE Trans. Commun.*, vol. 66, no. 1, pp. 330–344, Jan. 2018.
- [40] H. Wu, X. Tao, N. Zhang, and X. Shen, "Cooperative UAV cluster-assisted terrestrial cellular networks for ubiquitous coverage," *IEEE J. Sel. Areas Commun.*, vol. 36, no. 9, pp. 2045–2058, Sep. 2018.
- [41] M. Gapeyenko, V. Petrov, D. Moltchanov, S. Andreev, N. Himayat, and Y. Koucheryavy, "Flexible and reliable UAV-assisted backhaul operation in 5G mmwave cellular networks," *IEEE J. Sel. Areas Commun.*, vol. 36, no. 11, pp. 2486–2496, Nov. 2018.
- [42] S. N. Chiu, D. Stoyan, W. S. Kendall, and J. Mecke, *Stochastic Geometry and Its Applications*. John Wiley & Sons, 2013.
- [43] P. C. Pinto, J. Barros, and M. Z. Win, "Secure communication in stochastic wireless networks—Part I: Connectivity," *IEEE Trans. Inf. Foren. Sec.*, vol. 7, no. 1, pp. 125–138, Feb. 2012.
- [44] O. O. Koyluoglu, C. E. Koksal, and H. E. Gamal, "On secrecy capacity scaling in wireless networks," *IEEE Trans. Inf. Theory*, vol. 58, no. 5, pp. 3000–3015, May 2012.
- [45] X. Xu, B. He, W. Yang, X. Zhou, and Y. Cai, "Secure transmission design for cognitive radio networks with poisson distributed eavesdroppers," *IEEE Trans. Inf. Foren. Sec.*, vol. 11, no. 2, pp. 373–387, Feb. 2016.
- [46] Q. Yang, H. Wang, and T. Zheng, "Delivery-secrecy tradeoff for cache-enabled stochastic networks: Content placement optimization," *IEEE Trans. Veh. Technol.*, vol. 67, no. 11, pp. 11 309–11 313, Nov. 2018.
- [47] J. Tang, M. Dabaghchian, K. Zeng, and H. Wen, "Impact of mobility on physical layer security over wireless fading channels," *IEEE Trans. Wireless Commun.*, pp. 1–1, 2018.
- [48] S. Amari and R. Misra, "Closed-form expressions for distribution of sum of exponential random variables," *IEEE Trans. Rel.*, vol. 46, no. 4, pp. 519–522, Dec. 1997.