

Challenges with EM in application to weakly identifiable mixture models

Raaz Dwivedi^{*, \diamond} Nhat Ho^{*, \diamond} Koulik Khamaru^{*, \dagger}
Martin J. Wainwright ^{$\diamond,\dagger,\ddagger$} Michael I. Jordan ^{$\diamond,\dagger$} Bin Yu ^{$\diamond,\dagger$}

Department of Electrical Engineering and Computer Sciences ^{\diamond}
Department of Statistics ^{\dagger}
UC Berkeley

The Voleon Group ^{\ddagger}

December 15, 2024

Abstract

We study a class of weakly identifiable location-scale mixture models for which the maximum likelihood estimates based on n i.i.d. samples are known to have lower accuracy than the classical $n^{-\frac{1}{2}}$ error. We investigate whether the Expectation-Maximization (EM) algorithm also converges slowly for these models. We first demonstrate via simulation studies a broad range of over-specified mixture models for which the EM algorithm converges very slowly, both in one and higher dimensions. We provide a complete analytical characterization of this behavior for fitting data generated from a multivariate standard normal distribution using two-component Gaussian mixture with varying location and scale parameters. Our results reveal distinct regimes in the convergence behavior of EM as a function of the dimension d . In the multivariate setting ($d \geq 2$), when the covariance matrix is constrained to a multiple of the identity matrix, the EM algorithm converges in order $(n/d)^{\frac{1}{2}}$ steps and returns estimates that are at a Euclidean distance of order $(n/d)^{-\frac{1}{4}}$ and $(nd)^{-\frac{1}{2}}$ from the true location and scale parameter respectively. On the other hand, in the univariate setting ($d = 1$), the EM algorithm converges in order $n^{\frac{3}{4}}$ steps and returns estimates that are at a Euclidean distance of order $n^{-\frac{1}{8}}$ and $n^{-\frac{1}{4}}$ from the true location and scale parameter respectively. Establishing the slow rates in the univariate setting requires a novel localization argument with two stages, with each stage involving an epoch-based argument applied to a different surrogate EM operator at the population level. We also show multivariate ($d \geq 2$) examples, involving more general covariance matrices, that exhibit the same slow rates as the univariate case.

1 Introduction

Gaussian mixture models [21] have been used widely to model heterogeneous data in many applications arising from physical and biological sciences. In several scenarios, the data has a large number of sub-populations, and the mixture components in the data may not be well-separated. In such settings, estimating the true number of components may be difficult, so that one may end up fitting a mixture model with a number of components larger than that actually present in the data. Such mixture fits, referred to as *over-specified mixture distributions*, are commonly used by practitioners in order to deal with uncertainty in the number of components in the data [23, 12]. However, a deficiency of such models is that

*Raaz Dwivedi, Nhat Ho, and Koulik Khamaru contributed equally to this work.

they are *singular*, meaning that their Fisher information matrices are degenerate. Given the popularity of over-specified models in practice, it is important to understand how methods for parameter estimation, including maximum likelihood and the EM algorithm, behave when applied to such models.

1.1 Background and past work

In the context of singular mixture models, an important distinction is between those that are *strongly* versus *weakly* identifiable. Chen [5] studied the class of strongly identifiable models in which, while the Fisher information matrix may be degenerate at a point, it is not degenerate over a larger set. Studying over-specified Gaussian mixtures with known scale parameters, he showed that the accuracy of the MLE for the unknown location parameter is of the order $n^{-\frac{1}{4}}$, which should be contrasted with the classical $n^{-\frac{1}{2}}$ rate achieved in regular settings. A line of follow-up work has extended this type of analysis to other types of strongly identifiable mixture models; see the papers [15, 23, 20, 13] as well as the references therein for more details.

A more challenging class of mixture models are those that are only *weakly identifiable*, meaning that the Fisher information is degenerate over some larger set. This stronger form of singularity arises, for instance, when the scale parameter in an over-specified Gaussian mixture is also unknown [4, 6, 17]. Ho et al. [14] characterized the behavior of MLE for a class of weakly identifiable models. They showed that the convergence rates of MLE in these models can be very slow, with the precise rates determined by algebraic relations among the partial derivatives. However, this past work has not addressed the computational complexity of computing the MLE in a weakly identifiable model.

The focus of this paper is the intersection of statistical and computational issues associated with fitting the parameters of weakly identifiable mixture models. In particular, we study the expectation-maximization (EM) algorithm [9, 27, 22], which is the most popular algorithm for computing (approximate) MLEs in mixture models. It is an instance of a minorization-maximization algorithm, in which at each step a suitably chosen lower bound of the log-likelihood is maximized. There is now a lengthy line of work on the behavior of EM when applied to regular models. The classical papers [27, 24, 7] establish the asymptotic convergence of EM to a local maximum of the log-likelihood function for a general class of incomplete data models. Other papers [16, 29, 19] characterized the rate of convergence of EM for regular Gaussian mixtures. More recent years have witnessed a flurry of work on the behavior of EM for various kinds of regular mixture models [1, 26, 31, 28, 8, 30, 11, 2]; as a consequence, our understanding of EM in such cases is now relatively mature. More precisely, it is known that for Gaussian mixtures, EM converges in $\mathcal{O}(\log(n/d))$ -steps to parameter estimates that lie within Euclidean distance $\mathcal{O}((d/n)^{1/2})$ of the true location parameters, assuming minimal separation between the mixture components.

In our own recent work [10], we studied the behavior of EM for fitting a class of *non-regular* mixture models, namely those in which the Fisher information is degenerate at a point, but the model remains strongly identifiable. One such class of models are Gaussian location mixtures with known scale parameters that are *over-specified*, meaning that the number of components in the mixture fit exceeds the number of components in the data generating distribution. For such non-regular but strongly identifiable mixture models, our own past work [10] showed that the EM algorithm takes $\mathcal{O}((n/d)^{\frac{1}{2}})$ steps to converge to a Euclidean ball of radius $\mathcal{O}((d/n)^{\frac{1}{4}})$ around the true location parameter. Recall that for such models, the MLE is known to lie at a distance $\mathcal{O}(n^{-\frac{1}{4}})$ from the true parameter [5], so that even though its convergence rate

as an optimization algorithm is slow, the EM algorithm nonetheless produces a solution with statistical error of the same order as the MLE. This past work does not consider the more realistic setting in which both the location and scale parameters are unknown, and the EM algorithm is used to fit both simultaneously. Indeed, as mentioned earlier, such models may become weakly identifiable due to algebraic relations among the partial derivatives [6, 17]. Thus, analyzing EM in the case of weakly identifiable mixtures is challenging for two reasons: the weak separation between the mixture components, and the algebraic interdependence of the partial derivatives of the log-likelihood.

The main contributions of this work are (a) to highlight the dramatic differences in the convergence behavior of the EM algorithm, depending on the structure of the fitted model relative to the data-generating distribution; and (b) to analyze the EM algorithm under a few specific yet representative settings of weakly identifiable models, giving a precise analytical characterization of its convergence behavior.

1.2 Some illustrative simulations

In order to put our results into context, it is useful to study via simulation how the behavior of EM can vary dramatically for some simple models. In particular, consider the class of two-component mixture densities of the form

$$f_{\theta,\sigma}(x) = \frac{1}{2}\phi(x; -\theta, \sigma^2 I_d) + \frac{1}{2}\phi(x; \theta, \sigma^2 I_d), \quad (1)$$

where $\phi(x; \mu, \sigma^2 I_d) := (2\pi\sigma^2)^{-d/2} e^{-\|x-\mu\|_2^2/(2\sigma^2)}$ is the density of a $\mathcal{N}(\mu, \sigma^2 I_d)$ random vector. In the parameterization (1), both the mean parameter θ and the variance parameter σ^2 are allowed to vary. Suppose that data is drawn from standard Gaussian model in dimension d , whose density is given by

$$f_*(x) = \phi(x; 0, I_d). \quad (2)$$

Note that the density f_* belongs to the family $\{f_{\theta,\sigma} \mid \theta \in \mathbb{R}^d, \sigma > 0\}$, since we have $f_* = f_{\theta^*,\sigma^*}$ with $\theta^* = 0$ and $\sigma^* = 1$. We refer to densities of the form (1) as *isotropic location-scale Gaussian mixtures*.

Given n samples from a d -dimensional instance of this model, the sample EM algorithm generates a sequence of the form $(\theta^{t+1}, \sigma^t) = M_{n,d}(\theta^t, \sigma^t)$; see equation (7c) for a precise definition. An abstract counterpart of the sample EM algorithm—not useful in practice but rather for theoretical understanding—is the population EM algorithm \overline{M}_d , obtained in the limit of an infinite sample size (cf. equation (9)).

Panel (a) in Figure 1 plots the Euclidean norm $\|\theta^t\|_2$ of the population EM iterate¹ versus the iteration number t , with solid red line corresponding to $d = 1$ and the dash-dotted green line corresponding to $d = 2$. Observe that the algorithm converges far more slowly in the univariate case than the multivariate case. The theory to follow in this paper (see Theorems 1 and 2) provides explicit predictions for the rate at which the Euclidean error $\|\theta^t\|_2$ should decay; these theoretical predictions are plotted as a dashed blue line (univariate case $d = 1$) and a dotted black line ($d = 2$). In practice, running the sample EM algorithm yields an estimate $\hat{\theta}_{n,d}$ of the unknown location parameter θ^* . Panel (b) shows the scaling of the

¹In fact, our analysis makes use of two slightly different population-level operators $\widetilde{M}_{n,d}$ and \overline{M}_d defined in equations (9) and (19) respectively. Figure 1 shows plots for the operator $\widetilde{M}_{n,d}$, but the results are qualitatively similar for the operator \overline{M}_d .

statistical estimation error $\|\hat{\theta}_{n,d} - \theta^*\|_2$ of this sample EM estimate versus the sample size n on a log-log scale. The three curves correspond to dimensions $d \in \{1, 2, 16\}$, along with least-squares fits to the data. Note that the slow convergence of EM in dimension $d = 1$, as shown in panel (a), manifests itself in the lower statistical accuracy of the sample EM estimate.

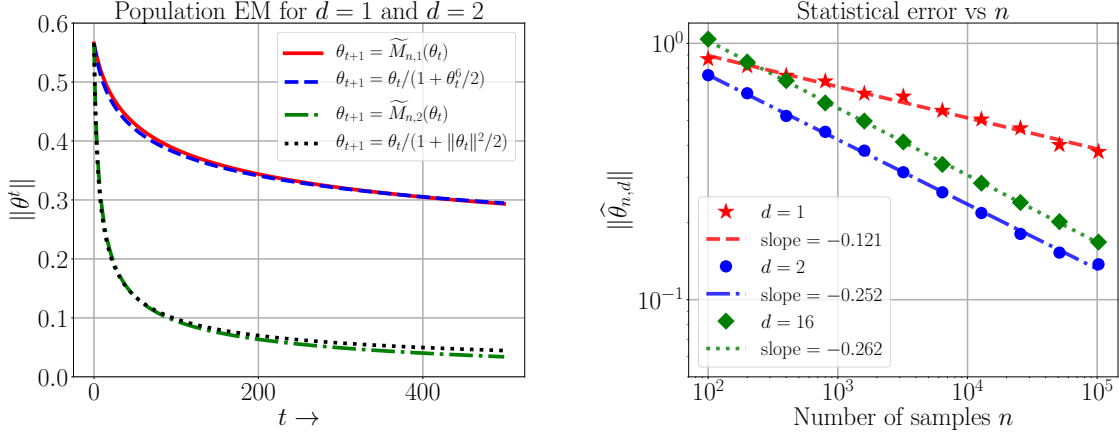


Figure 1. (a) Convergence behavior of the population-like EM sequence $\theta^{t+1} = \widetilde{M}_{n,d}(\theta^t)$ (9) (with $n = 10^6$) for singular Gaussian mixtures (1) in dimensions $d = 1$ and 2. The EM algorithm was used to fit a standard normal distribution $\mathcal{N}(0, I_d)$. In dimension $d = 1$, the population EM sequences converges very slowly to the true solution $\theta^* = 0$. Note that the curve given by $\theta^{t+1} = \theta^t / (1 + (\theta^t)^6)$ seems to track the population EM sequence. In dimension $d = 2$, the population EM algorithm converges more quickly than in dimension $d = 1$. The convergence behavior of the sample EM algorithm $M_{n,d}$ is qualitatively similar. (b) Scaling of the Euclidean error $\|\hat{\theta}_{n,d} - \theta^*\|_2$ for the estimate $\hat{\theta}_{n,d}$ computed using the sample EM algorithm using n samples. Both the parameters (θ, σ) are estimated using EM. Plot shows scaling of the error with respect to sample-size n for $d \in \{1, 2, 16\}$.

This qualitative behavior is not limited only to the relatively simple class of Gaussian mixture models (1), nor is slow convergence of EM only an issue in dimension $d = 1$. More generally, consider mixture models of the form

$$\textbf{Tied diagonal covariance fit: } \frac{1}{2}\mathcal{N}(\theta, \Sigma) + \frac{1}{2}\mathcal{N}(-\theta, \Sigma) \quad \text{where } \Sigma = \begin{bmatrix} \sigma_1^2 & 0 \\ 0 & \sigma_2^2 \end{bmatrix}, \quad (3a)$$

$$\textbf{Free covariance fit: } w_1\mathcal{N}(\theta_1, \Sigma_1) + w_2\mathcal{N}(\theta_2, \Sigma_2) \quad \text{where } \Sigma_1, \Sigma_2 \succeq 0. \quad (3b)$$

Note that the model family (1) in dimension $d = 2$ is a special case of the tied diagonal covariance fit, one in which we enforce the constraint $\sigma_1^2 = \sigma_2^2$.

In Figure 2, we compare and contrast the convergence behavior of EM for the fits (3a) and (3b) along with results using the simpler isotropic model (1). On one hand, from panel (a) we see that the population EM sequence for the tied diagonal fit converges very slowly when compared to the isotropic fit. (Population EM for the free covariance fit is numerically expensive and thereby omitted.) On the other hand, from panel (b), we see that the statistical error when using sample EM for the two fits (3a)-(3b) is of order $n^{-\frac{1}{8}}$, which is substantially slower than the $n^{-\frac{1}{4}}$ rate for fitting an isotropic covariance matrix.

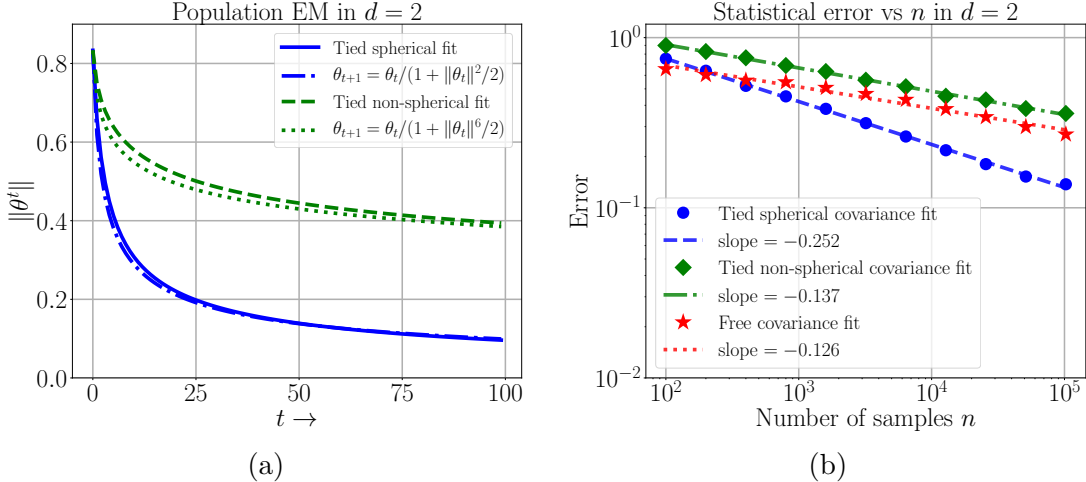


Figure 2. Comparison of the algorithmic and statistical rate of convergence of population and sample EM for the multivariate fits (3a) and (3b) compared with the isotropic fit (1). (a) The population EM algorithm for tied diagonal fits converges slowly relatively to its behavior for the isotropic fit. While the EM optimization error for the isotropic fit is tracked accurately by the sequence $\theta_{t+1} = \theta_t / (1 + \|\theta_t\|_2^2/2)$, the corresponding behavior in the case of non-spherical fit is captured well by the sequence $\theta_{t+1} = \theta_t / (1 + \|\theta_t\|_2^6/2)$. (b) Plots of the Euclidean norm the Euclidean distance $\|\hat{\theta} - \theta^*\|_2$ versus sample size n for the tied diagonal fits, and the standard Wasserstein distance and $(w_1 \|\hat{\theta}_1 - \theta^*\|_2^2 + w_2 \|\hat{\theta}_2 - \theta^*\|_2^2)^{\frac{1}{2}}$ for the free-covariance fit. The statistical estimation error for both fits scales as $n^{\frac{1}{8}}$, which is substantially slower than the order $n^{-\frac{1}{4}}$ convergence for the isotropic fit.

1.3 Our contributions

The main contribution of this paper is to provide a precise analytical characterization of the behavior of the EM algorithm for over-specified mixture models. Doing so requires introducing a number of new technical ideas to the analysis of optimization algorithms in statistical settings, to be detailed below. As demonstrated in the previous section, the EM algorithm can exhibit a range of convergence behaviors in various settings, both univariate and multivariate. In this paper, so as to bring our contributions into sharp focus, we direct our analytical attention to the class of isotropic location-scale mixtures (1), with the goal of obtaining a precise characterization of the phenomena illustrated in Figure 1. We analyze the behavior of the EM algorithm when it is used to fit the parameters (θ, σ) of a density from the family (1), based on a data set generated in an i.i.d. fashion from the standard d dimensional Gaussian distribution $\mathcal{N}(0, I_d)$. We study both the population EM algorithm—meaning the idealized method obtained in the limit of infinite data—as well as the sample-based EM algorithm, as applied to a finite collection of data.

Our main findings for both types of algorithms can be summarized as follows:

- **Multivariate singular Gaussian mixtures:** For $d \geq 2$, we establish that the population EM algorithm requires $\mathcal{O}(1/\epsilon^2)$ and $\mathcal{O}(1/\epsilon)$ steps in order to achieve ϵ -accuracy for the location and scale parameters, respectively. Using an argument introduced in our past work [10], we show that these rates of convergence for the population EM algorithm imply that the sample EM algorithm takes $\mathcal{O}((n/d)^{1/2})$ steps in order to converge to estimates, of the location and scale parameters respectively, that lie within distances

$\mathcal{O}(d/n)^{1/4}$ and $\mathcal{O}(nd)^{-\frac{1}{2}}$ of the true location and scale parameters, respectively. The order $d^{-1/2}$ accuracy in the scale parameter estimate demonstrates the benefit of borrowing strength from multiple dimensions in order to estimate a shared scalar parameter.

- **Univariate singular Gaussian mixtures:** By contrast, in the univariate setting ($d = 1$), we find that the EM algorithm behaves very differently. The population EM algorithm requires $\mathcal{O}(1/\epsilon^6)$ and $\mathcal{O}(1/\epsilon^3)$ steps to reach ϵ -accuracy for the location and scale parameters, respectively. Translating these rates to the sample EM algorithm, we prove that the EM estimate has statistical estimation error of the order $n^{-\frac{1}{8}}$ and $n^{-\frac{1}{4}}$ after order $n^{\frac{3}{4}}$ steps for the location and scale parameters respectively. Proving these rates requires a novel analysis, and herein lies the main technical contribution of our paper. Indeed, we show that all the analysis techniques introduced in past work on EM, including work on both the regular [1] and strongly identifiable cases [10], lead to sub-optimal rates. Our novel method is a two-stage approach. In the first stage, we prove that sample EM iterates converge to a ball around the true parameters after $\mathcal{O}(n^{1/2})$ steps, whose radius scales like $n^{-\frac{1}{12}}$ and $n^{-\frac{1}{6}}$, for the location and scale parameters respectively. In the second stage, we consider a *corrected population EM* algorithm, which enables a tighter analysis for the sample EM iterates when they lie in a close enough vicinity of the true parameters. This two stage analysis enables us to establish the optimal statistical error rates of order $n^{-\frac{1}{8}}$ and $n^{-\frac{1}{4}}$ of the sample EM iterates after order $n^{\frac{3}{4}}$ steps, for the location and scale parameter respectively.

The remainder of the paper is organized as follows. In Section 2, we begin with a description of the specific singular mixture fits and the associated EM updates. Then, we provide a description of algebraic relations between partial derivatives of the density in the univariate case, and conclude the section by discussing the challenges associated with our analysis with EM. Section 3 is devoted to our main results on the convergence of EM, first for multivariate and then for the univariate mixtures. In Section 4, we discuss the results and suggest possible directions for future work. We provide proofs of our theorems in Section 5 while deferring the proofs of more technical results to the Appendices.

Notation: In the paper, the expression $a_n \gtrsim b_n$ will be used to denote $a_n \geq cb_n$ for some positive universal constant c that does not change with n . Additionally, we write $a_n \asymp b_n$ if both $a_n \gtrsim b_n$ and $a_n \lesssim b_n$ hold. Furthermore, we denote $[n]$ as the set $\{1, \dots, n\}$ for any $n \geq 1$. We define $\lceil x \rceil$ as the smallest integer greater than or equal to x for any $x \in \mathbb{R}$. The notation $\|x\|_2$ stands for the ℓ_2 norm of vector $x \in \mathbb{R}^d$. Finally, for any two densities p and q , the total variation distance between p and q is given by $V(p, q) = (1/2) \int |p(x) - q(x)| dx$. Similarly, the squared Hellinger distance between p and q is defined as $h^2(p, q) = (1/2) \int \left(\sqrt{p(x)} - \sqrt{q(x)} \right)^2 dx$.

2 Over-specified location-scale Gaussian mixtures

In this section, we first provide explicit formulation of sample and population likelihood for location-scale Gaussian mixture models (1). Then, we present specific EM updates for these models. Finally, based on an intrinsic algebraic interdependence of the partial derivatives of the location-scale Gaussian density function, we briefly discuss the intuition of analyzing EM algorithm with these models.

2.1 Likelihood structure

Recall that we are analyzing the isotropic location-scale Gaussian mixture models (1). Given i.i.d. samples $\{X_i\}_{i=1}^n$, the maximum likelihood estimate for the model fit (1) takes the form

$$(\hat{\theta}_n, \hat{\sigma}_n) \in \arg \max_{(\theta, \sigma) \in \Omega} \underbrace{\frac{1}{n} \sum_{i=1}^n \log f_{\theta, \sigma}(X_i)}_{:= \mathcal{L}_n(\theta, \sigma)}, \quad (4)$$

where Ω is a compact subset of $\mathbb{R} \times (0, \infty)$. Constraining the likelihood to the compact set Ω suffices to ensure that the MLE is consistent [6].

The large-sample limit of the sample likelihood $\mathcal{L}_n(\theta, \sigma)$ is the population log-likelihood given by

$$\mathcal{L}(\theta, \sigma) := \mathbb{E}_X [\log f_{\theta, \sigma}(X)] = \mathbb{E}_X \left[\frac{1}{2} \phi(X; -\theta, \sigma^2 I_d) + \frac{1}{2} \phi(X; \theta, \sigma^2 I_d) \right], \quad (5)$$

where the expectation is taken with respect to the true distribution of the data, namely, $X \sim \mathcal{N}(0, I_d)$. Note that the true parameters $(\theta^*, \sigma^*) = (0, 1)$ achieve the the global maximum of the population log-likelihood $\mathcal{L}(\theta, \sigma)$.

2.2 EM algorithm

In general, the MLEs $(\hat{\theta}_n, \hat{\sigma}_n)$ do not admit a closed-form expression, so that the EM algorithm is used to approximate maximizers of log-likelihood function \mathcal{L}_n . The EM updates for Gaussian mixture models are standard, so we simply state them here. In terms of the shorthand notation $\eta := (\theta, \sigma)$, the E-step in the EM algorithm involves computing the function

$$Q_n(\eta'; \eta) := \frac{1}{n} \sum_{i=1}^n \left[w_{\theta, \sigma}(X_i) \log (\phi(X_i; \theta', (\sigma')^2 I_d)) + (1 - w_{\theta, \sigma}(X_i)) \log (\phi(X_i; -\theta', (\sigma')^2 I_d)) \right], \quad (6a)$$

where the weight function is given by

$$w_{\theta, \sigma}(x) := \frac{\exp(-\|\theta - x\|_2^2 / (2\sigma^2))}{\exp(-\|\theta - x\|_2^2 / (2\sigma^2)) + \exp(-\|\theta + x\|_2^2 / (2\sigma^2))}. \quad (6b)$$

The M-step involves maximizing the Q_n -function (6a) over the pair (θ', σ') with η fixed, which yields

$$\theta' = \frac{1}{n} \sum_{i=1}^n (2w_{\theta, \sigma}(X_i) - 1) X_i, \quad \text{and} \quad (7a)$$

$$(\sigma')^2 = \frac{1}{d} \left(\frac{\sum_{i=1}^n \|X_i\|_2^2}{n} - \|\theta'\|_2^2 \right), \quad (7b)$$

Doing some straightforward algebra, the EM updates (θ_n^t, σ_n^t) can be succinctly defined as

$$\theta_n^{t+1} = \frac{1}{n} \sum_{i=1}^n \tanh \left(\frac{X_i^\top \theta_n^t}{\sum_{i=1}^n \|X_i\|_2^2 / (nd) - \|\theta_n^t\|_2^2 / d} \right) =: M_{n,d}(\theta_n^t), \quad (7c)$$

and $\sigma_n^{t+1} = \sum_{i=1}^n \|X_i\|_2^2 / (nd) - \|\theta_n^{t+1}\|_2^2 / d$. For simplicity in presentation, we refer to the operator $M_{n,d}$ as the *sample EM operator*.

One can gain some intuition into the behavior of EM by examining the algebraic structure of log-likelihood. In the univariate case ($d = 1$), the log-likelihood has two partial derivatives, one with respect to the location parameter θ and the other with respect to the scale parameter σ . By computing these partial derivatives, one finds that they satisfy the algebraic relation

$$\frac{\partial^2 \phi}{\partial \theta^2}(x; \theta, \sigma^2) = 2 \frac{\partial \phi}{\partial \sigma^2}(x; \theta, \sigma^2), \quad (8)$$

valid for all $x \in \mathbb{R}$, $\theta \in \mathbb{R}$ and $\sigma > 0$. In the multivariate setting (1) when the same parameter σ is shared across multiple dimensions, this algebraic relation no longer holds and we obtain faster convergence of EM estimates.

It is known from past work that algebraic relations of the form (8) have consequences for the behavior of the MLE [4, 3, 17, 14]. In the current context, by adapting techniques developed by Ho et al. [14], we can verify that the convergence rates of $(\hat{\theta}_n, \hat{\sigma}_n)$ to the true parameters (θ^*, σ^*) are of order $n^{-1/8}$ and $n^{-1/4}$ under the univariate singular setting (1). In the multivariate setting $d \geq 2$, the same analysis shows that the MLE achieves the faster rates $n^{-1/4}$ and $n^{-1/2}$.

Given these differences in the algebraic structure of the likelihood and the behavior of the MLE, it is natural to wonder whether the same phenomena arise for the EM algorithm when applied to weakly identifiable mixtures. Note that the answer to this question is not *a priori* obvious, given the non-convexity of the sample likelihood. Since the EM algorithm is only guaranteed to return local optima, it is quite possible that the accuracy of EM estimates could be substantially different than a global maximum of the likelihood—that is, the MLE.

3 Main results and their consequences

We now turn to formal statements of our main results on the behavior of EM. The analyses for the multivariate and the univariate settings are significantly different; accordingly, we devote separate sections to each, beginning with the (easier) multivariate case in Section 3.1 before turning to the (more challenging) univariate case in Section 3.2.

3.1 Guarantees for multivariate singular mixtures

In order to study the EM algorithm for fitting Gaussian mixtures of the form (1), we consider the operator

$$\widetilde{M}_{n,d}(\theta) := \mathbb{E}_{Y \sim \mathcal{N}(0, I_d)} \left[Y \tanh \left(\frac{Y^\top \theta}{\sum_{j=1}^n \|X_j\|_2^2 / (nd) - \|\theta\|^2 / d} \right) \right]. \quad (9)$$

In the sequel, we refer to it as a *pseudo-population operator*, since it is neither a purely sample-based operator (due to the outer expectation), nor a purely population operator due to its dependence on the samples $\{X_i, i = 1, \dots, n\}$. In past work, Cai et al. [2] used this operator for analyzing the behavior of EM for regular case of location-scale mixtures of sample EM with unknown location-scale mixtures.

We start with a description of both the population EM and the sample EM updates for the model (1) under the multivariate setting of $d \geq 2$. We use I_β to denote the interval $[5(\frac{d}{n})^{\frac{1}{4}+\beta}, \frac{1}{8}]$. We now state our first main result for the multivariate singular setting:

Theorem 1. Let $\beta \in (0, 1/4]$, $\delta \in (0, 1)$ be fixed positive numbers and the sample size $n \gtrsim d \log^{1/(4\beta)}(\log(1/\beta)/\delta)$. Then, for any $d \geq 2$ the pseudo-population EM operator $\widetilde{M}_{n,d}$ satisfies

$$\left(1 - \frac{3\|\theta\|_2^2}{4}\right) \leq \frac{\|\widetilde{M}_{n,d}(\theta)\|_2}{\|\theta\|_2} \leq \left(1 - \frac{(1-1/d)\|\theta\|_2^2}{4}\right), \quad \text{for all } \|\theta\|_2 \in I_\beta, \quad (10a)$$

with probability at least $1 - \delta$.² Moreover, with any starting point θ_n^0 such that $\|\theta_n^0\|_2 \in I_\beta$, the sample EM sequence $\theta_n^{t+1} = M_{n,d}(\theta_n^t)$ satisfies

$$\|\theta_n^t - \theta^*\|_2 \lesssim \left(\frac{d}{n} \log \frac{\log(1/\beta)}{\delta}\right)^{1/4-\beta}, \quad (10b)$$

for all number of iterates $t \gtrsim \left(\frac{n}{d}\right)^{1/2-2\beta} \log(n/d) \log(1/\beta)$ with probability at least $1 - \delta$.

See Section 5.1 for the proof.

The results in Theorem 1 establish the provably slow convergence of EM on both, the algorithmic and statistical fronts for the multivariate singular mixtures:

- (a) The bound (10a) shows that the pseudo-population EM operator has a contraction parameter that scales like $1 - c\|\theta\|_2^2$ as $\theta \rightarrow 0$. Therefore, we conclude that the norm of the pseudo-population EM sequence $\theta^{t+1} = \widetilde{M}_{n,d}(\theta^t)$ will be accurately captured by the norm of the sequence $\theta^{t+1} = \theta^t / (1 + c\|\theta^t\|_2^2)$; which is in agreement with the results from the simulation study of Figure 1 for $d \geq 2$.
- (b) The bound (10b) shows that sample EM updates converge to a ball around $\theta^* = 0$ with radius arbitrarily close to $(d/n)^{1/4}$ for $d \geq 2$.

Statistical rates for the scale parameter: We now derive the convergence rates for the scale parameter σ_n^t using Theorem 1. Noting that $(\theta^*, \sigma^*) = (0, 1)$, we obtain the following relation

$$|(\sigma_n^t)^2 - (\sigma^*)^2| = \left| \frac{\sum_{i=1}^n \|X_i\|_2^2}{dn} - (\sigma^*)^2 - \frac{\|\theta_n^t - \theta^*\|_2^2}{d} \right|.$$

Using standard chi-squared bounds, we obtain that

$$\left| \frac{\sum_{i=1}^n \|X_i\|_2^2}{dn} - (\sigma^*)^2 \right| \lesssim (nd)^{-\frac{1}{2}},$$

with high probability. From the bound (10b), we also have $\|\theta_n^t - \theta^*\|_2^2/d \lesssim (nd)^{-\frac{1}{2}}$. Putting the pieces together, we conclude that the statistical error for the scale parameter satisfies

$$|(\sigma_n^t)^2 - (\sigma^*)^2| \lesssim (nd)^{-\frac{1}{2}} \quad \text{for all } t \gtrsim \left(\frac{n}{d}\right)^{\frac{1}{2}}, \quad (11)$$

with high probability. Consequently, in the sequel, we focus primarily on the convergence rate for the EM estimates θ_n^t of the location parameter, as the corresponding guarantee for the scale parameter σ_n^t is readily implied by it.

² Since the operator $\widetilde{M}_{n,d}$ depends on the samples $\{X_j, j \in [n]\}$, only a high probability bound (and not a deterministic one) on the ratio $\|\widetilde{M}_{n,d}(\theta)\|_2/\|\theta\|_2$ is possible.

Related work: Note that the slow convergence behavior of EM described above is in stark contrast with the geometric convergence of EM location estimates to a parametric radius of order $(d/n)^{1/2}$ with well-specified mixtures [1, 8]. Nonetheless, the results from Theorem 1 are reminiscent of the slow convergence of EM for over-specified mixtures with known scale parameter [10]. In fact, the results for the over-specified location case from the paper [10] when combined with Theorem 1 in this paper can be summarized as follows: for the multivariate singular fits (1), the convergence behavior of EM is unaffected whether the scale parameter is known or unknown. Moreover, the proof of Theorem 1 follows a similar road-map as of the proofs in the paper [10]: We first establish the population contraction bounds (10a) and then using epoch-based-localization argument derive the statistical rates (10b).³

Initial condition: We now make a few comments on the initial conditions on θ^0 assumed in Theorem 1. At first sight, the condition $\|\theta_n^0\|_2 \in I_\beta$ and the consequent constraint $\|\theta_n^0\|_2 \leq 1/8$ might seem rather restrictive. However, we show that (Lemma 7 in Section B.7) for any θ^0 satisfying $\|\theta_n^0\|_2 \leq \sqrt{d}$, we have that the pseudo-population EM update satisfies $\widetilde{M}_{n,d}(\theta_n^0) \leq \sqrt{2/\pi}$, with high probability. In light of these observations, the initialization condition in Theorem 1 is not overly restrictive.

3.2 EM for univariate singular mixtures

When we substitute $d = 1$ in the upper bound (10a), we obtain that $\|\widetilde{M}_{n,1}(\theta)\|_2 \leq \|\theta\|_2$. In other words, the bound (10a) is not informative enough for $d = 1$, as it does not tell us whether the pseudo-population EM operator is even contractive for over-specified univariate mixtures. We now briefly demonstrate that the knowledge of scale parameter in the univariate case has a significant effect on the nature of the log-likelihood function \mathcal{L} (defined in equation (5)). When the scale parameter is known, the population log-likelihood is given by the map $\theta \mapsto \mathcal{L}(\theta, 1)$. When the scale is unknown, recalling that the EM updates (7b) satisfy $\sigma^2 \approx 1 - \theta^2$, we consider the map $\theta \mapsto \mathcal{L}(\theta, 1 - \theta^2)$. The results are plotted in Figure 3, where we observe that for both cases the population log-likelihood functions are uniformly concave [33] with different orders around $\theta^* = 0$. More concretely, we observe the following numerical behaviors: $\mathcal{L}(\theta, 1) \propto -\theta^4$ for the location case, and, $\mathcal{L}(\theta, 1 - \theta^2) \propto -\theta^8$ for the location-scale case. Such a difference in the population likelihood surface also affects the sample likelihood function as depicted in panel (b) in Figure 3, where we see that the local maximas in the function corresponding to the location-scale mixtures have higher magnitude than those in the location mixtures. These observed differences lead to a more involved theoretical analysis for the univariate setting, as we now describe.

As discussed before, due to the relationship between the location and scale parameter, namely the updates (7c), it suffices to analyze the sample EM operator for the location parameter. For the univariate Gaussian mixtures, given n samples $\{X_i, i \in [n]\}$, the sample EM operator and the corresponding pseudo-population operator (10a) are given by

$$M_{n,1}(\theta) = \frac{1}{n} \sum_{i=1}^n X_i \tanh \left[\frac{X_i \theta}{\sum_{j=1}^n X_j^2 / n - \theta^2} \right], \quad \text{and}, \quad (12a)$$

$$\widetilde{M}_{n,1}(\theta) = \mathbb{E}_{Y \sim \mathcal{N}(0,1)} \left[Y \tanh \left(\frac{Y \theta}{\sum_{j=1}^n X_j^2 / n - \theta^2} \right) \right]. \quad (12b)$$

³Moreover, similar to the arguments made in the paper [10], localization argument is necessary to derive a sharp rate. Indeed, a direct application of the framework introduced by Balakrishnan et al. [1] for our setting implies a sub-optimal rate of order $(d/n)^{1/6}$ for the Euclidean error $\|\theta_n^t - \theta^*\|$.

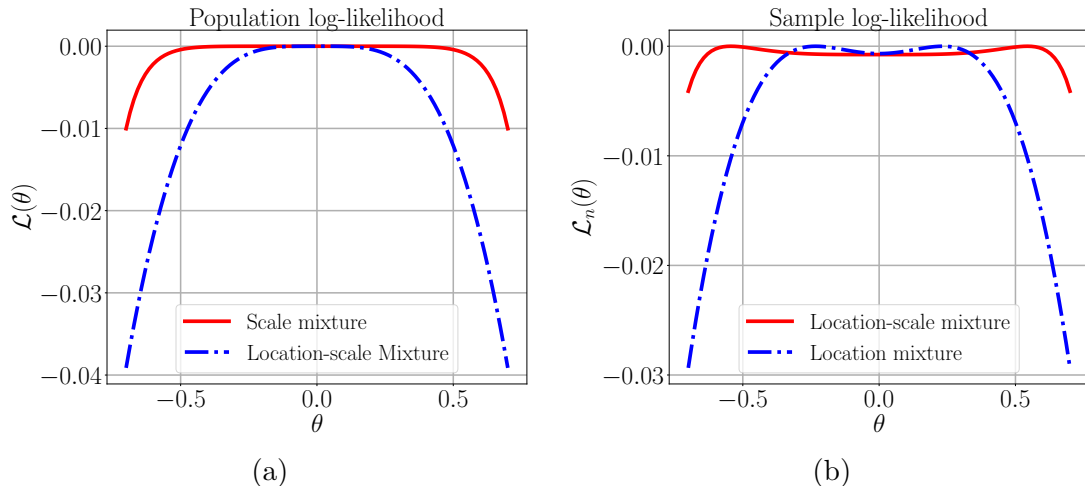


Figure 3. Plots of the log-likelihood for the over-specified location and location-scale Gaussian mixtures. In panel (a), we see that the population log-likelihood (5) for over-specified mixtures is weakly concave, although when the scale parameter is unknown the log-likelihood is much flatter than the case when it is known. Indeed, for the over-specified location-scale mixture the log-likelihood as a function of θ scales like $-\theta^8$ and as $-\theta^4$ for the over-specified location mixture. In panel (b), we see that sample log-likelihood has similar flatness as the population case. Moreover, the local maximas in the location-scale case have noticeably larger magnitude than those in the location case.

Let I'_β denote the interval $[cn^{-\frac{1}{12}+\beta}, 1/10]$ where c is a positive universal constant. We now characterize the guarantees for EM under the univariate setting:

Theorem 2. Fix $\delta \in (0, 1)$, $\beta \in (0, 1/8]$, and let the sample size be sufficiently large $n \gtrsim \log \frac{\log(1/\beta)}{\delta}$. Then the pseudo-population operator $\widetilde{M}_{n,1}$ satisfies

$$\left(1 - \frac{3\theta^6}{2}\right) \leq \frac{|\widetilde{M}_{n,1}(\theta)|}{|\theta|} \leq \left(1 - \frac{\theta^6}{5}\right), \quad \text{for all } |\theta| \in I'_\beta, \quad (13a)$$

with probability at least $1 - \delta$. Moreover for any initialization θ_n^0 that satisfies $|\theta_n^0| \in I'_\beta$, the sample EM sequence $\theta_n^{t+1} = M_{n,1}(\theta_n^t)$, satisfies

$$|\theta_n^t - \theta^*| \lesssim \frac{1}{n^{1/8-\beta}} \log^{5/4} \left(\frac{10n \log(8/\beta)}{\delta} \right), \quad \text{for all } t \gtrsim n^{3/4-6\beta} \log(n) \log(1/\beta), \quad (13b)$$

with probability at least $1 - \delta$.

See Section 5.2 for the proof.

The bound (13a) provides a sharp characterization of the local contractivity properties of pseudo-population operator $\widetilde{M}_{n,1}$. In particular, we have that $|\widetilde{M}_{n,1}(\theta)/\theta| \asymp 1 - c\theta^6$ which is significantly slower than the contraction coefficient of order $1 - c\|\theta\|_2^2$ derived in Theorem 1 for the multivariate setting. As a direct consequence, we see that while the pseudo-population EM sequence $\theta^{t+1} = \widetilde{M}_{n,d}(\theta^t)$ converges to a ball of radius ϵ around θ^* in $\mathcal{O}(1/\epsilon^2)$ iterations for the multivariate setting, it takes much more $\mathcal{O}(1/\epsilon^6)$ iterations for the univariate setting. Such a behavior is indeed in accordance with the observations made in Figure 1.

The bound (13b) shows that with high probability after $\mathcal{O}(n^{3/4})$ steps the sample EM iterates converge to a ball around θ^* whose radius is arbitrarily close to $n^{-1/8}$. This scaling of order $n^{-1/8}$ is, in fact, tight in the standard minimax sense (Proposition 1 in Appendix A). Thus, we conclude that Theorems 1 and 2, in conjunction, provide a rigorous justification of the empirical behavior of sample EM updates as illustrated in Figure 1(b).

Remark: The proof of Theorem 2 follows a fundamentally different route when compared to that of Theorem 1. On one hand, the analysis of the univariate operator $\widetilde{M}_{n,1}$ is technically more involved and requires new techniques when compared to the analysis of the operator $\widetilde{M}_{n,d}$ in the multivariate setting. On the other hand, the localization argument when applied with the EM operators $\widetilde{M}_{n,1}$ and $M_{n,1}$ leads to sub-optimal rates of order $n^{-1/12}$ for sample EM updates, which are slower when compared to the order $n^{-1/8}$ established in Theorem 2. Such a suboptimal guarantee necessitates the introduction of a different population operator that we discuss in the sequel. We now first derive a few sub-optimal guarantees using the operator $\widetilde{M}_{n,1}$ in Section 3.2.1 and then in Section 3.2.2 we introduce a novel *two-stage localization argument* that enables us to derive the correct statistical rate $n^{-\frac{1}{8}}$ for the sample EM updates.

3.2.1 Sub-optimal rates with pseudo-population EM

Given the behavior of the EM pseudo-population operator $\widetilde{M}_{n,1}$, the analysis of sample EM iterations requires uniform laws for the perturbations bounds between the sample EM operator $M_{n,1}$ and the operator $\widetilde{M}_{n,1}$. Later we establish (Lemma 6 stated in Section B.5) the following high probability bound: For any radius $r \in (0, 1)$, we have

$$\sup_{\theta \in \mathbb{B}(0,r)} \left| M_{n,1}(\theta) - \widetilde{M}_{n,1}(\theta) \right| \lesssim c_2 \frac{r}{\sqrt{n}}. \quad (14)$$

Using the bound (12b) from Theorem 2 and the uniform bound (14), we now sketch the statistical rates for sample EM that can be obtained using (a) the generic procedure outlined by Balakrishnan et al. [1] and (b) the localization argument introduced by Dwivedi et al. [10]. As we show, both these arguments end up being *sub-optimal* as they do not provide us the rate of order $n^{-\frac{1}{8}}$ stated in Theorem 2. To summarize, the discussion to follow makes use of the following two bounds,

$$\sup_{|\theta| \geq \epsilon} \frac{\left| \widetilde{M}_{n,1}(\theta) \right|}{|\theta|} \lesssim 1 - \epsilon^6 =: \gamma(\epsilon) \quad \text{and} \quad \sup_{|\theta| \leq r} \left| M_{n,1}(\theta) - \widetilde{M}_{n,1}(\theta) \right| \lesssim \frac{r}{\sqrt{n}}, \quad (15)$$

both of which hold with high probability.

Sub-optimal rate I: The eventual radius of convergence obtained using Theorem 5(a) from the paper [1] can be determined by solving the simpler equation

$$\frac{r/\sqrt{n}}{1 - \gamma(\epsilon)} = \epsilon, \quad (16a)$$

where r denotes the bound on the initialization radius $|\theta^0|$. Tracking dependency only on n , we obtain that

$$\frac{r/\sqrt{n}}{\epsilon^6} = \epsilon \quad \implies \quad \epsilon \sim n^{-1/14}, \quad (16b)$$

where we use the fact that the initialization radius r is a constant. This informal computation suggests that the the sample EM iterates for location parameter are bounded by a term of order $n^{-1/14}$. This rate is clearly sub-optimal when compared to the EM rate of order $n^{-\frac{1}{8}}$ from Theorem 2.

Sub-optimal rate II: Next we apply the more sophisticated localization argument from the paper [10] in order to obtain a sharper rate. Given the bounds (15), this argument leads to solving the equation

$$\frac{\epsilon \cdot r / \sqrt{n}}{1 - \gamma(\epsilon)} = \epsilon, \quad (17a)$$

where, as before, r denotes the (constant) bound on initialization radius. Given that $1 - \gamma(\epsilon) = \epsilon^6$, we find that

$$\frac{\epsilon r / \sqrt{n}}{\epsilon^6} = \epsilon \implies \epsilon \sim n^{-\frac{1}{12}}, \quad (17b)$$

This calculation allows us to conclude that the EM algorithm converges to an estimate which is at a distance of order $n^{-1/12}$ from the true parameter, which is again sub-optimal compared to the $n^{-\frac{1}{8}}$ rate of EM from Theorem 2. Notice that this rate, while still sub-optimal, is sharper than the rate of order $n^{-1/14}$ obtained in equation (16b); this sharpening arises from the additional ϵ factor in the LHS of equation (17a) in comparison to the LHS of equation (16a). We refer the readers to the paper [10] for a detailed discussion on the localization argument that leads to this additional factor.

Indeed both the conclusions above can be made rigorous; nonetheless, the bound (17b) is essential in the analysis that follows and hence, we formalize the corresponding statistical rate in the next corollary. Recall that I'_β denotes the interval $[cn^{-\frac{1}{12}+\beta}, 1/10]$ where c is a positive universal constant.

Corollary 1. *Given constants $\delta \in (0, 1)$ and $\beta \in (0, 1/12]$, suppose that we generate the the sample-level EM sequence $\theta_n^{t+1} = M_{n,1}(\theta_n^t)$ starting from an initialization $|\theta_n^0| \in I'_\beta$, and using a sample size n lower bounded as $n \gtrsim \log^{1/(12\beta)}(\log(1/\beta)/\delta)$. Then for all iterations $t \gtrsim n^{1/2-6\beta} \log(n) \log(1/\beta)$, we have*

$$|\theta_n^t - \theta^*| \lesssim \left(\frac{1}{n} \log \frac{\log(1/\beta)}{\delta} \right)^{\frac{1}{12}-\beta} \quad \text{with probability at least } 1 - \delta. \quad (18)$$

See Appendix B.6 for the proof of this corollary.

Before proceeding further, a few remarks are in order. The sub-optimal bound (18) is not an artifact of the localization argument; instead it arises due to our choice of the pseudo-population EM operator $\tilde{M}_{n,1}$ (12b). Indeed, as we show in the next section, a better choice of the population operator enables us to derive sharper rates for sample EM in the univariate setting of singular mixtures. However, a key assumption in the further derivation is that the sample EM iterates θ_n^t can converge to a ball of radius $r \lesssim n^{-1/16}$ around θ^* in a finite number of steps. Thus, Corollary 1, with a choice of $\beta = \frac{1}{48}$, plays a crucial role in the analysis to follow, as it enables us to claim that the aforementioned assumption does hold with high probability.

3.2.2 Towards a sharper analysis: Corrected population EM operator

The particular choice of the population-like operator $\widetilde{M}_{n,1}$ in equation (12b) was motivated by the previous works [2] with the location-scale Gaussian mixtures. Nonetheless as we noted above, this choice did not lead to the sharpest rate for sample EM iterates under the univariate singular mixtures. Upon a closer look, we realize that a “better” choice of the population operator is indeed possible in this setting. We now turn to a detailed description of this new operator and the associated consequences for the statistical rates for sample EM.

Define the following population EM operator:

$$\overline{M}_d(\theta) := \mathbb{E}_{Y \sim \mathcal{N}(0, I_d)} \left[Y \tanh \left(\frac{Y^\top \theta}{1 - \|\theta\|_2^2} \right) \right]. \quad (19)$$

Unlike the pseudo-population operator $\widetilde{M}_{n,d}$ (9), this operator is indeed a population operator as it does not depend on samples X_1, \dots, X_n . Note that, this operator is obtained when we replace the sum $\sum_{j=1}^n \|X_j\|_2^2/n$ in the definition (7c) of the operator $\widetilde{M}_{n,d}$ by its corresponding expectation $\mathbb{E}[\|X\|_2^2] = d$. For this reason, we also refer to this operator \overline{M}_1 as the *corrected population operator*. We now derive the contraction coefficient and the perturbation error for the new operator \overline{M}_d for $d = 1$:

Lemma 1. *The corrected population EM operator $\theta \mapsto \overline{M}_1(\theta)$ satisfies the following bounds:*

$$\left(1 - \frac{\theta^6}{2}\right) |\theta| \leq |\overline{M}_1(\theta)| \leq \left(1 - \frac{\theta^6}{5}\right) |\theta|, \quad \text{for all } |\theta| \in [0, 3/20]. \quad (20a)$$

Furthermore, for any fixed $\delta \in (0, 1)$ and $r \lesssim n^{-\frac{1}{16}}$, we have that

$$\mathbb{P} \left[\sup_{\theta \in \mathbb{B}(0,r)} |M_{n,1}(\theta) - \overline{M}_1(\theta)| \leq cr^3 \sqrt{\frac{\log^{10}(5n/\delta)}{n}} \right] \geq 1 - \delta. \quad (20b)$$

where $c > 0$ is some universal constant.

See Section B.1 for the proof of Lemma 1.

Using Lemma 1, we now compare and contrast the two operators $\widetilde{M}_{n,1}$ and \overline{M}_1 . While both the operators have similar contraction coefficient of order $1 - c\theta^6$ as $\theta \rightarrow 0$, their perturbation bounds are significantly different. While, the error $\sup_{\theta \in \mathbb{B}(0,r)} |M_{n,1}(\theta) - \widetilde{M}_{n,1}(\theta)|$ scales linearly with the radius r (see bound (14)), from the inequality (20b) implies that the deviation error $\sup_{\theta \in \mathbb{B}(0,r)} |M_{n,1}(\theta) - \overline{M}_1(\theta)|$ has a cubic scaling r^3 . In Figure 4, we plot the numerically computed perturbation bounds that verify the linear and cubic dependence on the radius r for these two bounds. Moreover, for reader’s convenience, we summarize these similarities and differences in Table 1.

Another notable difference between the two perturbation bounds is the range of radius r over which we *prove* their validity. With our tools, we establish that the perturbation bound (20b) for the operator \overline{M}_1 is valid for any $r \lesssim n^{-\frac{1}{16}}$. On the other hand, the corresponding bound (14) for the operator $\widetilde{M}_{n,1}$ is valid for any $r \lesssim n^{-\frac{1}{12}}$. The later difference is the key reason behind why the operator $\widetilde{M}_{n,1}$ and the consequent result in Corollary 1 remain crucial in the analysis to follow.

	Dimension	$M = \widetilde{M}_{n,d}$ (Theorem 1 & Lemma (6))	$M = \overline{M}_d$ (Lemma (1))
$\frac{\ M(\theta)\ _2}{\ \theta\ _2}$	$d = 1$	$(1 - c\theta^6)$	similar
(Contraction rate)	$d \geq 2$	$(1 - c\ \theta\ _2^2)$	similar
$\sup_{\theta \in \mathbb{B}(0,r)} \ M(\theta) - M_{n,d}(\theta)\ _2$	$d = 1$	$\frac{r}{\sqrt{n}}$	$\frac{r^3}{\sqrt{n}}$
(Perturbation bound)	$d \geq 2$	$r \left(\frac{d}{n}\right)^{\frac{1}{2}}$	similar

Table 1. Summary of the contraction rates and perturbation bounds of the pseudo-population operator $\widetilde{M}_{n,d}$ and the corrected-population operator \overline{M}_d , defined in equations (9) and (19) respectively. The perturbation bound denotes a high probability bound on the error between the corresponding operator and the sample EM operator $M_{n,d}$ (7c). The phrase *similar* is used to denote that the corresponding entry is similar to the entry on its left. Clearly, there is no difference in the two operators for $d \geq 2$. However, in the univariate case, there is a stark difference in the perturbation bounds of the two operators, while it scales linearly with radius r for the operator $\widetilde{M}_{n,d}$, the scaling is of order r^3 for the operator \overline{M}_d . This difference leads to a sub-optimal guarantee in the statistical rate for sample EM (Corollary 1) when using only the pseudo-population operator $\widetilde{M}_{n,d}$ in the analysis for the univariate singular fit.

A two-stage analysis: In lieu of the above observations, the proof of the sharp upper bound (13b) in Theorem 2 proceeds in two stages. In the first stage, invoking Corollary 1, we conclude that with high probability the sample EM iterates converge to a ball of radius at most r after \sqrt{n} steps, where $r \ll n^{-1/16}$. Consequently, the sample EM iterates after \sqrt{n} steps satisfy the assumptions required to apply Lemma 1. Thereby, in the second stage of the proof, we invoke Lemma 1 and employ the $1 - c\theta^6$ contraction bound (20a) of the operator \overline{M}_1 in conjunction with the cubic perturbation bound (20b). Using localization argument for this stage, we establish that the EM iterates obtain a statistical error of order $n^{-1/8}$ in $\mathcal{O}(n^{3/4})$ steps as stated in Theorem 2.

4 Discussion

In this paper, we established several results characterizing the convergence behavior of EM algorithm for over-specified location-scale Gaussian mixtures. Our results reveal an interesting phase transition with the convergence rates of EM between the univariate and multivariate settings. With over-specified models in dimension $d \geq 2$, the EM updates based on n samples recover noisy estimates of the true parameters with a rather large error of $\mathcal{O}((n/d)^{-\frac{1}{4}})$ for the location parameter and $\mathcal{O}((nd)^{-\frac{1}{2}})$ for the scale parameter. Thus we see that the error scaling for the location estimation error is of the order $n^{-\frac{1}{4}}$ with the sample size n which is rather slow when compared to the usual parametric rate of order $n^{-\frac{1}{2}}$ for the regular models. In the univariate setting, the story gets more interesting and we observe that these errors are even larger: $\mathcal{O}(n^{-\frac{1}{8}})$ for the location parameter and $\mathcal{O}(n^{-\frac{1}{4}})$ for the scale parameter. This phase transition from the multivariate to the univariate setting can be attributed to the interdependence among the parameters arising from an intrinsic linear dependence in the PDE structure

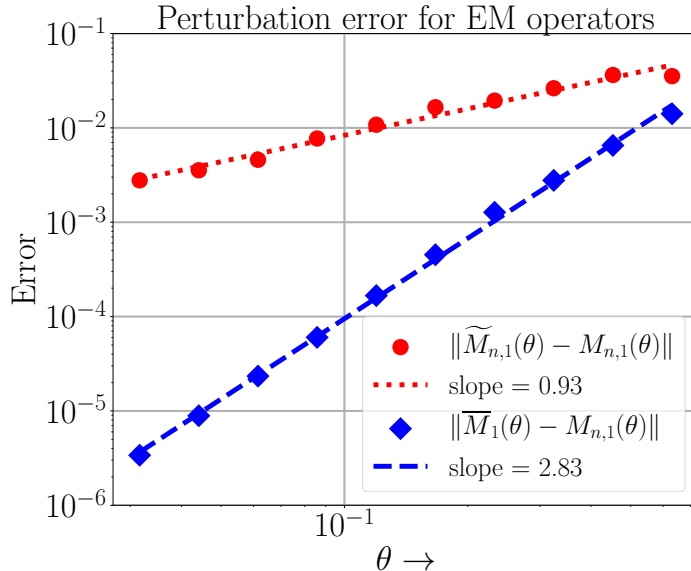


Figure 4. Plots of the perturbation errors for two population EM operators, namely, the pseudo-population operator $\widetilde{M}_{n,1}$ (12b) and the corrected population operator \overline{M}_1 (19) with respect to the sample EM operator $M_{n,1}$ (12a), as a function of θ . From the least-squares fit on the log-log scale, we see that while the error $\|\widetilde{M}_{n,1}(\theta) - M_{n,1}(\theta)\|$ scales linearly with θ , the error $\|\overline{M}_1(\theta) - M_{n,1}(\theta)\|$ has a cubic dependence on θ . This behavior is in accordance with our theoretical results.

in the univariate setting. We view our analysis of EM for singular Gaussian mixtures as a first step towards a rigorous understanding of EM for a broader class of weakly identifiable mixture models. Such a study would provide a better understanding of the singular models with weak identifiability. Note that, these models do arise in practice while fitting heterogeneous data owing to the following two main reasons: (a) over-specification is a common phenomenon in fitting mixture models due to weak separation between mixture components, and, (b) the parameters being estimated are often inherently dependent due to the algebraic structures of the class of kernel densities being fitted and the associated partial derivatives. We now discuss a few other directions that can serve as a natural follow-up of our work.

The slow rate of order $n^{-\frac{1}{8}}$ for EM is in a sense a worst-case guarantee. In the univariate case, for the entire class of two mixture Gaussian fits, MLE exhibits the slowest known statistical rate for the settings that we analyzed. More precisely, for certain asymmetric Gaussian mixture fits, the MLE convergence rates for the location parameter is faster than that of the symmetric equal-weighted mixture considered in this paper. As a concrete example, for the univariate model fit $\frac{1}{3}\mathcal{N}(-2\theta, \sigma^2) + \frac{2}{3}\mathcal{N}(\theta, \sigma^2)$ with the standard isotropic Gaussian data, the MLE converges at the rate $n^{-\frac{1}{6}}$ and $n^{-1/3}$ respectively for the location and scale parameters. These specific convergence rates are also based on the solvability of a certain system of polynomial equations with specific constraints on the unknown parameters arising from the model fit. It is interesting to understand the effect of such a geometric structure of the global maxima on the convergence of EM algorithm.

Finally, we analyzed over-specified mixtures with only one extra component. Nonetheless, quite often one may fit a model with a larger number of over-specified components so as to avoid under-specification of the true model. The convergence rate of the MLE for such

over-specified models is known to further deteriorate as a function of the number of extra components. It remains to understand how the EM algorithm responds to these more severe—and practically relevant—instances of over-specification.

5 Proofs

We now provide the proofs of our main results, with Sections 5.1 and 5.2 devoted to Theorems 1 and 2 respectively. In all cases, the proofs of technical and auxiliary results are deferred to the appendices.

5.1 Proof of Theorem 1

The first step in this proof is to characterize the local contractivity of the pseudo-population operator $\widetilde{M}_{n,d}$. We then leverage this result to the convergence rate of sample EM updates under multivariate setting of singular Gaussian mixture.

5.1.1 Contractivity of the pseudo-population EM operator

In order to simplify notation, we use the shorthand $Z_{n,d} := \frac{1}{nd} \sum_{j=1}^n \|X_j\|_2^2$. Recalling the definition (9) of operator $\widetilde{M}_{n,d}(\theta)$, we have

$$\|\widetilde{M}_{n,d}(\theta)\|_2 = \left\| \mathbb{E}_{Y \sim \mathcal{N}(0,1)} \left[Y \tanh \left(\frac{Y^\top \theta}{Z_{n,d} - \|\theta\|_2^2/d} \right) \right] \right\|_2. \quad (21)$$

We can find an orthonormal matrix R such that $R\theta = \|\theta\|_2 e_1$, where e_1 is the first canonical basis in \mathbb{R}^d . Define the random vector $V = RY$. Since $Y \sim \mathcal{N}(0, I_d)$, we have that $V \sim \mathcal{N}(0, I_d)$. On performing the change of variables $Y = R^\top V$, we find that

$$\begin{aligned} \|\mathbb{E}_Y \left[Y \tanh \left(\frac{Y^\top \theta}{Z_{n,d} - \|\theta\|_2^2/d} \right) \right]\|_2 &= \|\mathbb{E}_V \left[R^\top V \tanh \left(\frac{\|\theta\|_2 V_1}{Z_{n,d} - \|\theta\|_2^2/d} \right) \right]\|_2 \\ &= \left| \mathbb{E}_{V_1} \left[V_1 \tanh \left(\frac{\|\theta\|_2 V_1}{Z_{n,d} - \|\theta\|_2^2/d} \right) \right] \right| \end{aligned}$$

where the final equality follows from the fact that

$$\mathbb{E}[R^\top V f(V_1)] = R^\top \mathbb{E}[V f(V_1)] = R^\top (\mathbb{E}[V_1 f(V_1)], 0, \dots, 0)^\top.$$

Furthermore, the orthogonality of the matrix R implies that $\|\mathbb{E}[R^\top V f(V_1)]\|_2^2 = |\mathbb{E}[V_1 f(V_1)]|^2$.

In order to simplify the notation, we define the scalars a, b and the event $\mathcal{E}_{\alpha,d}$ as follows:

$$a := 1 - (nd)^{-\alpha}, \quad b := 1 + (nd)^{-\alpha}, \quad \text{and} \quad \mathcal{E}_{\alpha,d} = \{|Z_{n,d} - 1| \leq (nd)^{-\alpha}\}, \quad (22a)$$

where α is a suitable scalar to be specified later. Note that standard chi-squared tail bounds guarantee that

$$\mathbb{P}[\mathcal{E}_{\alpha,d}] \geq 1 - 2e^{-d^{2\alpha} n^{1-2\alpha}/8}. \quad (22b)$$

Now conditional on the event $\mathcal{E}_{\alpha,d}$, we have

$$\begin{aligned}\|\widetilde{M}_{n,d}(\theta)\|_2 &\leq \left| \mathbb{E}_{V_1} \left[V_1 \tanh \left(\frac{\|\theta\|_2 V_1}{a - \|\theta\|_2^2/d} \right) \right] \right| = \|\theta\|_2 \underbrace{\mathbb{E}_{V_1} \left[\frac{V_1}{\|\theta\|_2} \tanh \left(\frac{\|\theta\|_2 V_1}{a - \|\theta\|_2^2/d} \right) \right]}_{=:\bar{\rho}(\theta)}, \quad \text{and,} \\ \|\widetilde{M}_{n,d}(\theta)\|_2 &\geq \left| \mathbb{E}_{V_1} \left[V_1 \tanh \left(\frac{\|\theta\|_2 V_1}{b - \|\theta\|_2^2/d} \right) \right] \right| = \|\theta\|_2 \underbrace{\mathbb{E}_{V_1} \left[\frac{V_1}{\|\theta\|_2} \tanh \left(\frac{\|\theta\|_2 V_1}{b - \|\theta\|_2^2/d} \right) \right]}_{=:\underline{\rho}(\theta)},\end{aligned}$$

where the above inequalities follow from the fact that for any fixed $y, \theta \in \mathbb{R}^d$, the function $w \mapsto y \tanh(y\|\theta\|_2/(w - \|\theta\|_2^2/d))$ is non-increasing in w for $w > \|\theta\|_2^2/d$.

Substituting $\alpha = 1/2 - 2\beta$ in the bound (22b) and invoking the large sample size assumption in the theorem statement, we obtain that $\mathbb{P}[\mathcal{E}_{\alpha,d}] \geq 1 - \delta$. Putting these observations together, it remains to prove that

$$\underline{\rho}(\theta) \geq \left(1 - \frac{3\|\theta\|_2^2}{4}\right) \|\theta\|_2^2, \quad \text{and} \quad \bar{\rho}(\theta) \leq \left(1 - \left(1 - \frac{1}{d}\right) \frac{\|\theta\|_2^2}{4}\right) \|\theta\|_2^2, \quad (23)$$

for all $5(d/n)^{-1/4+\beta} \leq \|\theta\|_2^2 \leq (d-1)/(6d-1)$ conditional on the event $\mathcal{E}_{\alpha,d}$ for $\alpha = 1/2 - 6\beta$ to obtain the conclusion of the theorem.

The proof of the claims in equation (23) relies on the following technical lemma that provides a lower bound and an upper bound for the hyperbolic function $\tanh(x)$.

Lemma 2. *For any $x \in \mathbb{R}$, the following bounds hold:*

$$\begin{aligned}(\text{Lower bound}): \quad x \tanh(x) &\geq x^2 - \frac{x^4}{3}, \quad \text{and} \\ (\text{Upper bound}): \quad x \tanh(x) &\leq x^2 - \frac{x^4}{3} + \frac{2x^6}{15}.\end{aligned}$$

We omit the proof of Lemma 2, as it is very similar to that of similar results stated and proven later in Lemma 3. We now turn to proving the bounds stated in equation (23) one-by-one.

Bounding $\bar{\rho}(\theta)$: Applying the upper bound for $x \tanh(x)$ from Lemma 2, we obtain that

$$\bar{\rho}(\theta) \leq \frac{a - \|\theta\|_2^2/d}{\|\theta\|_2^2} \left(\frac{\|\theta\|_2^2}{(a - \|\theta\|_2^2/d)^2} \mathbb{E}[V_1^2] - \frac{\|\theta\|_2^4}{3(a - \|\theta\|_2^2/d)^4} \mathbb{E}[V_1^4] + \frac{2\|\theta\|_2^6}{15(a - \|\theta\|_2^2/d)^6} \mathbb{E}[V_1^6] \right).$$

Substituting $\mathbb{E}[V_1^{2k}] = (2k-1)!!$ for $k = 1, 2, 3$ in the RHS above, we find that

$$\bar{\rho}(\theta) \leq \frac{1}{a - \|\theta\|_2^2/d} - \frac{\|\theta\|_2^2}{(a - \|\theta\|_2^2/d)^3} + \frac{2\|\theta\|_2^4}{(a - \|\theta\|_2^2/d)^5}. \quad (24)$$

The condition $\|\theta\|_2^2 + (nd)^{-\alpha} \leq \frac{d-1}{6d-4} < 1/6$ implies the following bounds:

$$\begin{aligned}\frac{1}{1 - (nd)^{-\alpha} - \|\theta\|_2^2/d} &\leq 1 + ((nd)^{-\alpha} + \|\theta\|_2^2/d) + 3/2 \cdot ((nd)^{-\alpha} + \|\theta\|_2^2/d)^2, \\ \frac{1}{(1 - (nd)^{-\alpha} - \|\theta\|_2^2/d)^3} &\geq 1 + 3((nd)^{-\alpha} + \|\theta\|_2^2/d), \\ \frac{1}{(1 - (nd)^{-\alpha} - \|\theta\|_2^2/d)^5} &\leq 3/2.\end{aligned}$$

Substituting the definitions (22a) of a and b and plugging the previous three bounds on the RHS of the inequality (24) yields that

$$\begin{aligned}\bar{\rho}(\theta) &\leq 1 + \frac{\|\theta\|_2^2}{d} + \frac{3\|\theta\|_2^4}{2d^2} - \|\theta\|_2^2 \left(1 + \frac{3\|\theta\|_2^2}{d}\right) + 3\|\theta\|_2^4 + \frac{11}{2}(nd)^{-\alpha} \\ &\leq 1 - \left(1 - \frac{1}{d}\right) \|\theta\|_2^2 + \left(3 - \frac{2}{d}\right) \|\theta\|_2^4 + \frac{11}{2}(nd)^{-\alpha} \\ &\leq 1 - \left(1 - \frac{1}{d}\right) \frac{\|\theta\|_2^2}{4}\end{aligned}$$

where the last step follows from the following observations that

$$(3 - 2/d)\|\theta\|_2^4 \leq (1 - 1/d)\|\theta\|_2^2/2, \quad \text{for all } \|\theta\|_2 \leq (d - 1)/(6d - 4), \quad (25)$$

$$11(nd)^{-\alpha}/2 \leq (1 - 1/d)\|\theta\|_2^2/4, \quad \text{for all } \|\theta\|_2 \geq 5(d/n)^{-1/4+\beta} \text{ when } \alpha = 1/2 - 2\beta. \quad (26)$$

Therefore, the claim with an upper bound of $\bar{\rho}(\theta)$ now follows.

Bounding $\underline{\rho}(\theta)$: Using the lower bound for $x \tanh(x)$ from Lemma 2, we find that

$$\underline{\rho}(\theta) \geq \frac{b - \|\theta\|_2^2/d}{\|\theta\|_2^2} \left(\frac{\|\theta\|_2^2}{(b - \|\theta\|_2^2/d)^2} \mathbb{E}[V_1^2] - \frac{\|\theta\|_2^4}{3(b - \|\theta\|_2^2/d)^4} \mathbb{E}[V_1^4] \right) \quad (27)$$

$$= \frac{1}{b - \|\theta\|_2^2/d} - \frac{\|\theta\|_2^2}{(b - \|\theta\|_2^2/d)^3}. \quad (28)$$

The condition $\|\theta\|_2 - (nd)^{-\alpha} \geq 0$ leads to

$$\begin{aligned}\frac{1}{1 + (nd)^{-\alpha} - \|\theta\|_2^2/d} &\geq 1 + (\|\theta\|_2^2/d - (nd)^{-\alpha}) + (\|\theta\|_2^2/d - (nd)^{-\alpha})^2, \\ \frac{1}{(1 + (nd)^{-\alpha} - \|\theta\|_2^2/d)^3} &\leq 1 + 4(\|\theta\|_2^2/d - (nd)^{-\alpha}).\end{aligned}$$

Applying these inequalities to the bound (28), we obtain that

$$\begin{aligned}\underline{\rho}(\theta) &\geq 1 + \frac{\|\theta\|_2^2}{d} + \frac{\|\theta\|_2^4}{d^2} - \|\theta\|_2^2 \left(1 + \frac{4\|\theta\|_2^2}{d}\right) - 2(nd)^{-\alpha} \\ &\stackrel{(i)}{\geq} 1 - \|\theta\|_2^2 \left(1 - \frac{1}{d}\right) - \frac{\|\theta\|_2^2}{6} \left(\frac{4}{d} - \frac{1}{d^2}\right) - \frac{\|\theta\|_2^2(1 - 1/d)}{11} \\ &\geq 1 - \frac{3\|\theta\|_2^2}{4}\end{aligned}$$

where step (i) in the above inequalities follows from the observations (25)-(26) above. The lower bound (23) for $\underline{\rho}(\theta)$ now follows.

5.1.2 Proof sketch of sample EM convergence rate

The proof for sample EM convergence rate is similar in spirit to Theorem 3 in [10] once we have the contraction property of population EM operator $\widetilde{M}_{n,d}$; therefore, we only sketch the proof outline for the statistical rate of the sample EM iterates.

Leveraging behavior of population EM to analyze sample EM: We first relate the sample EM iterates to the population EM operator. In particular, using the triangle inequality, we bound the distance of the sample EM iterate θ_n^{t+1} from $\theta^* = 0$ as follows:

$$\|\theta_n^{t+1} - \theta^*\|_2 = \|M_{n,d}(\theta_n^t) - \theta^*\|_2 \leq \|\widetilde{M}_{n,d}(\theta_n^t) - \theta^*\|_2 + \|M_{n,d}(\theta_n^t) - \widetilde{M}_{n,d}(\theta_n^t)\|_2. \quad (29)$$

Here, the first term on the right hand side corresponds to the behavior of the population EM operator $\widetilde{M}_{n,d}$, as applied to the sample EM iterate θ_n^t , and is controlled via the first bound in the theorem (10a). The second term on the right-hand side corresponds to the deviations between the population and sample operators M_d and $M_{n,d}$ in which we control using a non-asymptotic uniform law of large numbers. In the sequel (see Lemma 6 in Section B.5), we show that for any tolerance $\delta > 0$, radius $r > 0$ and sufficiently large n , the operators $\widetilde{M}_{n,d}$ and $M_{n,d}$ satisfy

$$\mathbb{P} \left[\sup_{\theta \in \mathbb{B}(\theta^*, r)} \|M_{n,d}(\theta) - \widetilde{M}_{n,d}(\theta)\|_2 \leq r \sqrt{\frac{d \log(1/\delta)}{n}} \right] \geq 1 - \delta. \quad (30)$$

Equipped with the above bounds, we discuss the epoch-based localization argument introduced in the paper [10] to obtain the sharp statistical rate of order $(d/n)^{1/4}$ for the parameter estimation error. Let us now provide a few more details for these steps.

Localization argument: Given an $r > 0$ such that $\|\theta_n^t\|_2 \leq r$, we obtain that

$$\|\theta_n^{t+1} - \theta^*\|_2 \lesssim \gamma(\theta_n^t) \|\theta_n^t - \theta^*\|_2 + r \sqrt{d/n} \quad (31)$$

with high probability, where $\gamma(\theta_n^t)$ denotes contraction parameter that depends on θ_n^t and we hide constant and logarithmic factors under \lesssim . Recursing the bound (31) from iteration t up to iteration $t + T$, we obtain that

$$\|\theta_n^{t+T} - \theta^*\|_2 \lesssim \|\theta_n^t - \theta^*\|_2 \cdot \prod_{i=0}^{T-1} \gamma(\theta_n^{t+i}) + r \sqrt{\frac{d}{n}} \cdot \left(1 + \sum_{i=1}^{T-1} \prod_{j=0}^{i-1} \gamma(\theta_n^{t+j}) \right) \quad (32)$$

When $\gamma(\theta) \ll 1$ for all θ , as is the case when the mixtures are well separated, it is straightforward to argue using the recursion (32) that the iterates θ_n^t would converge to a ball of radius $\sqrt{d/n}$ in at most $\log(n/d)$ number of steps. Nonetheless, in our setting of no signal we have that $\gamma(\theta) \rightarrow 1$ as $\theta \rightarrow 0$. Consequently, to obtain a sharp guarantee, the recursive bound (32) needs to be applied using an epoch-based localization argument. Equivalently, we need to utilize the bounds for both γ and r in a localized way, i.e., based on the radius of the ball in which the iterates from that epoch lie.

We now describe the localization argument from the paper [10]. The argument proceeds by breaking up the (one long) sequence of iterations into a sequence of different epochs, and then carefully tracking the decay of the error through each epoch. The epochs are set up in the following way:

- We index epochs by a non-negative integer $\ell = 0, 1, 2, \dots$, and associate them with a sequence $\{\alpha_\ell\}_{\ell \geq 0}$ of scalars in the interval $[0, 1/4]$. The input to epoch ℓ is the scalar α_ℓ , and the output from epoch ℓ is the scalar $\alpha_{\ell+1}$. For all iterations t of the sample EM algorithm contained strictly within epoch ℓ , the sample EM iterate θ_n^t has Euclidean norm $\|\theta_n^t\|_2$ and lies within the interval $\left[\left(\frac{d}{n}\right)^{\alpha_{\ell+1}}, \left(\frac{d}{n}\right)^{\alpha_\ell} \right]$.

- For any iteration in the epoch ℓ , applying the bound (10a) we obtain that

$$\|\widetilde{M}_{n,d}(\theta_n^t)\|_2 \leq (1 - c\|\theta_n^t\|_2^2)\|\theta_n^t\|_2 \lesssim \left(1 - \left(\frac{d}{n}\right)^{2\alpha_{\ell+1}}\right) \left(\frac{d}{n}\right)^{\alpha_{\ell}}, \quad (33a)$$

or equivalently that

$$\gamma(\theta_n^t) \leq (1 - (d/n)^{2\alpha_{\ell+1}}) \leq e^{-(d/n)^{2\alpha_{\ell+1}}} =: \gamma_{\ell}. \quad (33b)$$

On the other hand, applying the bound (30) for any iteration t in this epoch, we obtain that

$$\|M_{n,d}(\theta_n^t) - \widetilde{M}_{n,d}(\theta_n^t)\|_2 \lesssim \left(\frac{d}{n}\right)^{\alpha_{\ell}} \sqrt{\frac{d}{n}}. \quad (33c)$$

- Upon completion of epoch ℓ at some iteration T_{ℓ} , the EM algorithm returns an estimate $\theta_n^{T_{\ell}}$ such that $\|\theta_n^{T_{\ell}}\|_2 \lesssim (d/n)^{\alpha_{\ell+1}}$. Now we demonstrate how the definition of the sequence α_{ℓ} arises naturally when we impose this condition in lieu of the discussion so far. Plugging in the three bounds (33a) through (33c) in the recursion (32), we find that

$$\begin{aligned} \|\theta_n^{t+T} - \theta^*\|_2 &\leq \gamma_{\ell}^T \|\theta_n^t - \theta^*\|_2 + (1 + \gamma_{\ell} + \dots + \gamma_{\ell}^{T-1}) \left(\frac{d}{n}\right)^{\alpha_{\ell}} \sqrt{\frac{d}{n}} \\ &\leq e^{-T(d/n)^{2\alpha_{\ell+1}}} \left(\frac{d}{n}\right)^{\alpha_{\ell}} + \frac{1}{1 - \gamma_{\ell}} \left(\frac{d}{n}\right)^{\alpha_{\ell}} \sqrt{\frac{d}{n}}. \end{aligned}$$

Since the second term decays exponentially in T , it is dominated by the first term for large enough T . Consequently, we find that θ_n^{t+T} has Euclidean norm of the order

$$\|\theta_n^{t+T}\|_2 \lesssim \frac{1}{1 - \gamma_{\ell}} \left(\frac{d}{n}\right)^{\alpha_{\ell}} \sqrt{\frac{d}{n}} \approx \underbrace{\left(\frac{d}{n}\right)^{-2\alpha_{\ell+1}} \left(\frac{d}{n}\right)^{\alpha_{\ell+1}/2}}_{=: r}, \quad (34)$$

for a large enough T . Imposing the condition $\|\theta_n^{t+T}\|_2 \lesssim \left(\frac{d}{n}\right)^{\alpha_{\ell+1}}$ is equivalent to equating $r = \left(\frac{d}{n}\right)^{\alpha_{\ell+1}}$, or equivalently solving

$$\left(\frac{d}{n}\right)^{-2\alpha_{\ell+1}} \left(\frac{d}{n}\right)^{\alpha_{\ell+1}/2} = \left(\frac{d}{n}\right)^{\alpha_{\ell+1}}, \quad (35)$$

where we have ignore constants in our argument. Viewing this equation as a function of the pair $(\alpha_{\ell+1}, \alpha_{\ell})$ and solving for $\alpha_{\ell+1}$ in terms of α_{ℓ} yields the following recursion

$$\alpha_{\ell+1} = \frac{1}{3}\alpha_{\ell} + \frac{1}{6}. \quad (36)$$

Note that the new scalar $\alpha_{\ell+1}$ serves as the input to epoch $\ell + 1$.

The crucial recursion (36) tracks the evolution of the exponent acting upon the ratio d/n , and the rate $(d/n)^{\alpha_{\ell+1}}$ is the bound on the Euclidean norm of the sample EM iterates achieved at the end of epoch ℓ . Finally, observe that as recursion (36) is iterated, it converges from below to the fixed point $\alpha_{\star} = 1/4$. Thus, our argument allows us to prove a bound arbitrarily close to $(d/n)^{1/4}$, as stated formally in Theorem 1.

5.2 Proof of Theorem 2

In order to facilitate the proof argument, we first provide a proof for the contraction of pseudo-population EM operator $\widetilde{M}_{n,1}$. Then, we provide the analysis for the convergence rate of sample EM updates based on a novel two-stage localization argument.

5.2.1 Contraction bound for population operator $\widetilde{M}_{n,1}$

We begin by defining some notation. For $\beta \in (0, 1/12]$ and $\alpha \geq 1/2 - 6\beta$, we define the event \mathcal{E}_α and the interval $I_{\alpha,\beta}$ as follows

$$\mathcal{E}_\alpha = \left\{ \left| \sum_{j=1}^n X_j^2/n - 1 \right| \leq n^{-\alpha} \right\}, \quad \text{and}, \quad (37)$$

$$I_{\alpha,\beta} = [3n^{-1/12+\beta}, \sqrt{9/400 - n^{-\alpha}}], \quad (38)$$

where in the above notations we have omitted the dependence on n , as it is clear from the context. We also use the scalars a and b to denote the following:

$$a := 1 - n^{-\alpha} \quad \text{and} \quad b := 1 + n^{-\alpha}.$$

With the above notation in place, observe that standard chi-squared tail bounds yield that $\mathbb{P}[\mathcal{E}_\alpha] \geq 1 - e^{-n^{1-2\alpha}/8} \geq 1 - \delta$. Moreover, invoking the lower bound on n in Theorem 2, we have that $[3n^{-1/12+\beta}, 1/10] \subseteq I_{\alpha,\beta}$. Now conditional on the high probability event \mathcal{E}_α , the population EM update $\widetilde{M}_{n,1}(\theta)$, in absolute value, can be upper and lower bounded as follows:

$$\begin{aligned} |\widetilde{M}_{n,1}(\theta)| &\leq \mathbb{E}_Y \left[Y \tanh \left(\frac{Y |\theta|}{a - \theta^2} \right) \right] = |\theta| \underbrace{\mathbb{E}_Y \left[\frac{Y}{|\theta|} \tanh \left(\frac{|\theta| X}{a - \theta^2} \right) \right]}_{=:\bar{\gamma}(\theta)}, \quad \text{and}, \\ |\widetilde{M}_{n,1}(\theta)| &\geq \mathbb{E}_Y \left[Y \tanh \left(\frac{X |\theta|}{b - \theta^2} \right) \right] = |\theta| \underbrace{\mathbb{E}_Y \left[\frac{Y}{|\theta|} \tanh \left(\frac{|\theta| Y}{b - \theta^2} \right) \right]}_{=:\underline{\gamma}(\theta)}, \end{aligned}$$

where the last two inequalities follows directly from the definition of $\widetilde{M}_{n,1}(\theta)$ in equation (12b), and from the fact that for any fixed $y, \theta \in \mathbb{R}$, the function $w \mapsto y \tanh(y|\theta|/(w - \theta^2))$ is non-increasing in w for $w > \theta^2$. Consequently, in order to complete the proof, it suffices to establish the following bounds:

$$1 - 3\theta^6/2 \leq \underline{\gamma}(\theta), \quad \text{and} \quad \bar{\gamma}(\theta) \leq (1 - \theta^6/5). \quad (39)$$

The following properties of the hyperbolic function $x \mapsto x \tanh(x)$ are useful for our proofs:

Lemma 3. *For any $x \in \mathbb{R}$, the following holds*

$$\begin{aligned} (\text{Lower bound}): \quad x \tanh(x) &\geq x^2 - \frac{x^4}{3} + \frac{2x^6}{15} - \frac{17x^8}{315}, \\ (\text{Upper bound}): \quad x \tanh(x) &\leq x^2 - \frac{x^4}{3} + \frac{2x^6}{15} - \frac{17x^8}{315} + \frac{62x^{10}}{2835}. \end{aligned}$$

See Appendix B.2 for the proof of Lemma 3.

Given the bounds in Lemma 3, we derive the upper and lower bounds in the inequality (39) separately.

Upper bound for $\bar{\gamma}(\theta)$: Invoking the upper bound on $x \tanh(x)$ from Lemma 3, we find that

$$\bar{\gamma}(\theta) \leq \frac{a - \theta^2}{\theta^2} \left(\frac{\theta^2}{(a - \theta^2)^2} \mathbb{E}[Y^2] - \frac{\theta^4}{3(a - \theta^2)^4} \mathbb{E}[Y^4] + \frac{2\theta^6}{15(a - \theta^2)^6} \mathbb{E}[Y^6] - \frac{17\theta^8}{315(a - \theta^2)^8} \mathbb{E}[Y^8] + \frac{62\theta^{10}}{2835(a - \theta^2)^{10}} \mathbb{E}[Y^{10}] \right).$$

Recall that, for $Y \sim \mathcal{N}(0, 1)$, we have $\mathbb{E}[Y^{2k}] = (2k - 1)!!$ for all $k \geq 1$. Therefore, the last inequality can be simplified to

$$\bar{\gamma}(\theta) \leq \frac{1}{a - \theta^2} - \frac{\theta^2}{(a - \theta^2)^3} + \frac{2\theta^4}{(a - \theta^2)^5} - \frac{17\theta^6}{3(a - \theta^2)^7} + \frac{62\theta^8}{3(a - \theta^2)^9}. \quad (40)$$

When $n^{-\alpha} + \theta^2 \leq 9/400$, we can verify that the following inequalities hold:

$$\begin{aligned} \frac{1}{1 - n^{-\alpha} - \theta^2} &\leq 1 + (n^{-\alpha} + \theta^2) + (n^{-\alpha} + \theta^2)^2 + (n^{-\alpha} + \theta^2)^3 + 2(n^{-\alpha} + \theta^2)^4, \\ -\frac{\theta^2}{(1 - n^{-\alpha} - \theta^2)^3} &\leq -\theta^2 (1 + 3(n^{-\alpha} + \theta^2) + 6(n^{-\alpha} + \theta^2)^2 + 10(n^{-\alpha} + \theta^2)^3), \\ \frac{\theta^4}{(1 - n^{-\alpha} - \theta^2)^5} &\leq \theta^4 (1 + 5(n^{-\alpha} + \theta^2) + 16(n^{-\alpha} + \theta^2)^2), \\ -\frac{\theta^6}{(1 - n^{-\alpha} - \theta^2)^7} &\leq -\theta^6 (1 + 7(n^{-\alpha} + \theta^2)), \\ \frac{\theta^8}{(1 - n^{-\alpha} - \theta^2)^9} &\leq 5\theta^8/4. \end{aligned}$$

Substituting $a = 1 - n^{-\alpha}$ into the bound (40) and doing some algebra with the above inequalities and using the fact that $\max\{\theta, n^{-\alpha}\} \leq 1$ we have that

$$\bar{\gamma}(\theta) \leq 1 - \frac{2}{3}\theta^6 + \frac{61}{6}\theta^8 + 100n^{-\alpha} \leq 1 - \frac{2}{5}\theta^6 + 100n^{-\alpha} \leq 1 - \frac{1}{5}\theta^6.$$

The second last inequality above follows since $\theta \leq 3/20$, and the last inequality above utilizes the fact that if $\alpha \geq 1/2 - 6\beta$, then $\theta^6/5 \geq 100n^{-\alpha}$ for all $\theta \geq 3n^{-1/12+\beta}$. This completes the proof of the upper bound of $\bar{\gamma}(\theta)$.

Lower bound for $\underline{\gamma}(\theta)$: We start by utilizing the lower bound of $x \tanh(x)$ in the expression for $\underline{\gamma}(\theta)$, which yields:

$$\underline{\gamma}(\theta) \geq \frac{1}{b - \theta^2} - \frac{\theta^2}{(b - \theta^2)^3} + \frac{2\theta^4}{(b - \theta^2)^5} - \frac{17\theta^6}{3(b - \theta^2)^7}. \quad (41)$$

Since $|\theta| \in [3n^{-1/12+\beta}, \sqrt{9/400 - n^{-\alpha}}]$ by assumption, we have the following lower bounds:

$$\begin{aligned} \frac{1}{1 + n^{-\alpha} - \theta^2} &\geq 1 + (\theta^2 - n^{-\alpha}) + (\theta^2 - n^{-\alpha})^2 + (\theta^2 - n^{-\alpha})^3 + (\theta^2 - n^{-\alpha})^4, \\ -\frac{\theta^2}{(1 + n^{-\alpha} - \theta^2)^3} &\geq -\theta^2 - (1 + 3(\theta^2 - n^{-\alpha}) + 6(\theta^2 - n^{-\alpha})^2 + 11(\theta^2 - n^{-\alpha})^3), \\ \frac{\theta^4}{(1 + n^{-\alpha} - \theta^2)^5} &\geq \theta^4 (1 + 5(\theta^2 - n^{-\alpha}) + 15(\theta^2 - n^{-\alpha})^2), \\ -\frac{\theta^6}{(1 + n^{-\alpha} - \theta^2)^7} &\geq -\theta^6 (1 + 8(\theta^2 - n^{-\alpha})). \end{aligned}$$

Substituting $b = 1 + n^{-\alpha}$ into the bound (41) and doing some algebra with the above inequalities and using the fact that $\max\{\theta, n^{-\alpha}\} \leq 1$ we have that

$$\underline{\gamma}(\theta) \geq 1 - \frac{2}{3}\theta^6 - \frac{76}{3}\theta^8 - 100n^{-\alpha} \geq 1 - \frac{5}{4}\theta^6 - 100n^{-\alpha} \geq 1 - \frac{3}{2}\theta^6,$$

The second last inequality above follows since $\theta \leq 3/20$, and the last inequality above utilizes the fact that if $\alpha \geq 1/2 - 6\beta$, then $\theta^6/4 \geq 100n^{-\alpha}$ for all $\theta \geq 3n^{-1/12+\beta}$. This completes the proof of the lower bound of $\underline{\gamma}(\theta)$.

5.2.2 Proof sketch for sample EM rate

As being mentioned earlier, the pseudo-population operator $\widetilde{M}_{n,1}$ is not sufficient to achieve the sharp rate of EM iterates under the univariate singular Gaussian mixture setting. Therefore, we make use of corrected-population operator \overline{M}_1 to get a sharp statistical rate of EM. The proof for the contraction property of corrected population operator \overline{M}_1 in Lemma 1 is similar to that of pseudo-population operator $\widetilde{M}_{n,1}$ in Section 5.2.1; therefore, we will omit this proof. Our proof for the tight convergence rate of sample EM updates relies on a novel two-stage localization argument that we are going to sketch.

First stage argument: Plugging in $\beta = 1/84$ in Corollary 1, we obtain that for $t \gtrsim \sqrt{n} \log(n)$, with probability at least $1 - \delta$ we have that

$$|\theta_n^t - \theta^*| \leq cn^{-\frac{1}{14}} \log^{\frac{1}{14}} \frac{\log(1/\beta)}{\delta} \leq n^{-\frac{1}{16}}, \quad (42)$$

where the second inequality follows from the large sample condition $n \geq c' \log^8 \frac{\log 84}{\delta}$. All the following claims are made conditional on the event (42).

Second stage argument: In order to keep the presentation of the proof sketch simple, we do not track constant and logarithmic factors in the arguments to follow. In epoch ℓ , for any iteration t the EM iterates satisfy $\theta_n^t \in [n^{-a_{\ell+1}}, n^{-a_\ell}]$ where $a_{\ell+1} > a_\ell$ and $a_\ell \leq 1/16$. Applying Lemma 1 for such iterations, we find that with high probability

$$|\overline{M}_1(\theta_n^t)| \lesssim \underbrace{(1 - n^{-6a_{\ell+1}})}_{=: \gamma_\ell} |\theta_n^t| \quad \text{and} \quad |M_{n,1}(\theta_n^t) - \overline{M}_1(\theta_n^t)| \lesssim \frac{n^{-3a_\ell}}{\sqrt{n}},$$

where the first bound follows from the $1 - c\theta^6$ contraction bound (20a) and the second bound follows from the cubic-type Rademacher bound (20b). Invoking the basic triangle inequality (29) T times for $d = 1$ (analogous to the multivariate case (32)), we obtain that

$$|\theta_n^{t+T}| \stackrel{(i)}{\lesssim} e^{-Tn^{-6a_{\ell+1}}} n^{-a_\ell} + \frac{1}{1 - \gamma_\ell} \cdot \frac{n^{-3a_\ell}}{\sqrt{n}} \stackrel{(ii)}{\lesssim} \frac{1}{1 - \gamma_\ell} \cdot \frac{n^{-3a_\ell}}{\sqrt{n}} = n^{6a_{\ell+1} - 3a_\ell - 1/2},$$

where in step (ii) we have used the fact that for large enough T , the first term is dominated by the second term in the RHS of step (i). Repeating the argument as in the proof sketch from Section 5.1.2 (see equation (34)), to obtain the recursion for the sequence a_ℓ , we set the RHS equal to $n^{-a_{\ell+1}}$. Doing so yields the recursion

$$a_{\ell+1} = \frac{3a_\ell}{7} + \frac{1}{14}, \quad \text{where } a_0 = 1/16. \quad (43a)$$

Solving for the limit $a_{\ell+1} = a_\ell = a_\star$, we find that $a_\star = 1/8$. Thus, we can conclude that sample EM iterates in the univariate setting converge to a ball of radius $n^{-1/8}$ as claimed in the theorem statement.

5.2.3 Formal proof of sample EM convergence rate

We now turn to providing a formal proof for the preceding arguments.

Notations: To make the proof comprehensible, some additional notations are necessary which we collect here. Let $\ell_\star = \lceil \log(8/\beta)/\log(7/3) \rceil$ so that $a_{\ell_\star} \leq 1/8 - \beta$. We define the following shorthand:

$$\omega := \frac{n}{c_{n,\delta}}, \quad \text{where } c_{n,\delta} := \log^{10}(10n(\ell_\star + 1)/\delta). \quad (43b)$$

For $\ell = 0, \dots, \ell_\star$, we define the time sequences t_ℓ and T_ℓ as follows:

$$t_0 = \sqrt{n}, \quad t_\ell = \lceil 10\omega^{6a_\ell} \log \omega \rceil, \quad \text{and } T_\ell = \sum_{j=0}^{\ell} t_j. \quad (43c)$$

Direct computation leads to

$$T_{\ell_\star} \leq \sqrt{n} + \ell_\star t_{\ell_\star} \lesssim \log \left(\frac{n \log \frac{1}{\beta}}{c_{n,\delta} \delta} \right) \left(\frac{n}{c_{n,\delta}} \right)^{3/4-6\beta} \lesssim n^{3/4}. \quad (43d)$$

In order to facilitate the proof argument later, we define the following set

$$\mathcal{R} := \{ \omega^{-a_1}, \dots, \omega^{-a_{\ell_\star}}, c' \omega^{-a_1}, \dots, c' \omega^{-a_{\ell_\star}} \}, \quad (43e)$$

where $c' := (5c_2 + 1)$. Here, c_2 is the universal constant from Lemma 6.

Formal argument: We show that with probability at least $1 - \delta$ the following holds:

$$|\theta_n^t| \leq \left(\frac{c_{n,\delta}}{n} \right)^{a_\ell} = \omega^{-a_\ell}, \quad \text{for all } t \geq T_\ell, \text{ and } \ell \leq \ell_\star. \quad (44)$$

As a consequence of this claim and the definitions (43a)-(43d) of a_{ℓ_\star} and T_{ℓ_\star} , we immediately obtain that

$$|\theta_n^t - \theta^\star| \lesssim \left(\frac{c_{n,\delta}}{n} \right)^{1/8-\beta} \lesssim \left(\frac{1}{n} \log^{10} \frac{10n \log(8/\beta)}{\delta} \right)^{1/8-\beta},$$

for all number of iterates $t \gtrsim n^{3/4-6\beta} \log(n) \log(1/\beta)$ with probability at least $1 - \delta$ as claimed in Theorem 2.

We now define the high probability event that is crucial for our proof. For any $r \in \mathcal{R}$, define the event E_r as follows

$$E_r := \left\{ \sup_{\theta \in \mathbb{B}(0,r)} |M_{n,1}(\theta) - \overline{M}_1(\theta)| \leq c_2 r^3 \sqrt{\frac{\log^{10}(5n|\mathcal{R}|/\delta)}{n}} \right\}.$$

Then, for the event

$$\mathcal{E} := \bigcap_{r \in \mathcal{R}} E_r \cap \{\text{Event (42) holds}\}, \quad (45)$$

applying the union bound with Lemma 1 yields that $\mathbb{P}[\mathcal{E}] \geq 1 - \delta$. All the arguments that follow are conditional on the event \mathcal{E} and hence hold with the claimed high probability.

In order to prove the claim (44), we make use of the following intermediate claim:

Lemma 4. *Conditional on the event \mathcal{E} , if $|\theta| \leq \omega^{-a_\ell}$, then $|M_{n,1}(\theta)| \leq \omega^{-a_\ell}$ for any $\ell \leq \ell_*$.*

Deferring the proof of Appendix B.3, we now establish the claim (44) conditional on the event \mathcal{E} only for $t = T_\ell$ and when $|\theta_n^t| \in [\omega^{-a_{\ell+1}}, \omega^{-a_\ell}]$ in which we now prove using induction.

Proof of base case $\ell = 0$: Note that we have $a_0 = 1/16$ and that $n^{-1/16} \leq \omega^{1/16}$. Also, by the definition (45) we have that the event (42) $\subseteq \mathcal{E}$. Hence, under the event \mathcal{E} we have that $|\theta_n^t| \leq n^{-1/16}$, for $t \gtrsim \sqrt{n} \log(n)$. Putting all the pieces together, we find that under the event \mathcal{E} , we have $|\theta_n^t| \leq n^{-1/16} \leq \omega^{1/16}$ and the base case follows.

Proof of inductive step: We now establish the inductive step. Note that Lemma 4 implies that we need to show the following: if $|\theta_n^t| \leq \omega^{-a_\ell}$ for all $t \in \{T_\ell, T_\ell + 1, \dots, T_{\ell+1} - 1\}$ for any given $\ell \leq \ell_*$, then $|\theta_n^{T_{\ell+1}}| \leq \omega^{-a_{\ell+1}}$. We establish this claim in two steps:

$$\theta_n^{T_\ell + t_\ell/2} \leq c' \omega^{-a_{\ell+1}}, \quad \text{and}, \quad (46a)$$

$$\theta_n^{T_{\ell+1}} \leq \omega^{-a_{\ell+1}}, \quad (46b)$$

where $c' = (5c_2 + 1) \geq 1$ is a universal constant. Note that the inductive claim follows from the bound (46b). It remains to establish the two claims (46a) and (46b) which we now do one by one.

Proof of claim (46a): Let $\Theta_\ell = \{\theta : |\theta| \in [\omega^{-a_{\ell+1}}, \omega^{-a_\ell}]\}$. Now, conditional on the event \mathcal{E} , Lemma 1 implies that

$$\sup_{\theta \in \Theta_\ell} |M_{n,1}(\theta) - \overline{M}_1(\theta)| \leq c_2 \omega^{-3a_\ell - 1/2}, \quad \text{and} \quad \sup_{\theta \in \Theta_\ell} |\overline{M}_1(\theta)/\theta| \leq (1 - \omega^{-6a_{\ell+1}}/5) =: \gamma_\ell.$$

We can check that $\gamma_\ell \leq e^{-\omega^{6a_{\ell+1}}/5}$. Unfolding the basic inequality (29) $t_\ell/2$ times and noting that $\theta_n^t \in \Theta_\ell$ for all $t \in \{T_\ell, \dots, T_\ell + t_\ell/2\}$, we obtain that

$$\begin{aligned} \left| \theta_n^{T_\ell + t_\ell/2} \right| &\leq \gamma_\ell^{t_\ell/2} |\theta_n^{T_\ell}| + (1 + \gamma_\ell + \dots + \gamma_\ell^{t_\ell/2 - 1}) c_2 \omega^{-3a_\ell - 1/2} \\ &\leq e^{-t_\ell \omega^{6a_{\ell+1}}/10} \omega^{-a_\ell} + \frac{1}{1 - \gamma_\ell} c_2 \omega^{-3a_\ell - 1/2} \\ &\stackrel{(i)}{\leq} (1 + 5c_2) \omega^{6a_{\ell+1} - 3a_\ell - 1/2} \\ &\stackrel{(ii)}{=} (5c_2 + 1) \omega^{-a_{\ell+1}} \end{aligned}$$

where step (i) follows from plugging in the value of γ_ℓ and invoking the definition (43c) of t_ℓ , which leads to

$$e^{-t_\ell \omega^{6a_{\ell+1}}/10} \omega^{-a_\ell} \leq \omega^{6a_{\ell+1} - 3a_\ell - 1/2}.$$

Moreover, step (ii) is a direct consequence of the definition (43a) of the sequence a_ℓ . Therefore, we achieve the conclusion of claim (5.2.2).

Proof of claim (46b): The proof of this step is very similar to the previous step, except that we now use the set $\Theta'_\ell = \{\theta : |\theta| \in [\omega^{-a_{\ell+1}}, c'\omega^{-a_{\ell+1}}]\}$ for our arguments. Applying Lemma 1, we have

$$\sup_{\theta \in \Theta'_\ell} |M_{n,1}(\theta) - \overline{M}_1(\theta)| \leq c_2(c')^3 \omega^{-3a_{\ell+1}-1/2}, \quad \text{and} \quad \sup_{\theta \in \Theta'_\ell} |\overline{M}_1(\theta)/\theta| \leq \gamma_\ell.$$

Using the similar argument as that from the previous case, we find that

$$\begin{aligned} \left| \theta_n^{T_\ell + t_\ell/2 + t_\ell/s2} \right| &\leq e^{-t_\ell \omega^{6a_{\ell+1}/10}} c' \omega^{-a_{\ell+1}} + \frac{1}{1 - \gamma_\ell} c_2(c')^3 \omega^{-3a_{\ell+1}-1/2} \\ &\leq (5c_2 + 1)(c')^3 \omega^{4a_{\ell+1}-1/2} \cdot \omega^{-a_{\ell+1}} \\ &\stackrel{(i)}{\leq} \omega^{-a_{\ell+1}} \end{aligned}$$

where step (i) follows from the inequality $e^{-t_\ell \omega^{6a_{\ell+1}/10}} \leq \omega^{4a_{\ell+1}-1/2}$ and the inequality

$$\omega^{4a_{\ell+1}-1/2} \leq \omega^{4a_{\ell^*}-1/2} \leq \omega^{-4\beta} \leq 1/(c')^4,$$

since $n \geq (c')^{1/\beta} c_{n,\delta}$. The claim now follows.

Acknowledgments

This work was partially supported by Office of Naval Research grant DOD ONR-N00014-18-1-2640 and National Science Foundation grant NSF-DMS-1612948 to MJW, and National Science Foundation grant NSF-DMS-1613002 to BY, and by Army Research Office grant W911NF-17-1-0304 to MIJ.

A Minimax lower bound

In this appendix, we state and prove a minimax lower bound on the estimation of parameters in location-scale models. Recall the family of densities $f_{\theta,\sigma}$ defined in equation (1). For a given compact set $\Omega \subset \mathbb{R} \times (0, \infty)$, suppose that we draw n i.i.d. samples $\{X_i\}_{i=1}^n$ from a density of the form f_{θ^*,σ^*} for some pair $(\theta^*, \sigma^*) \in \Omega$. Let $(\widehat{\theta}_n, \widehat{\sigma}_n) \in \Omega$ denote any estimates for the respective parameters, where an estimate is a measurable function of the observed data. The following result provides a uniform lower bound on the squared Euclidean error of any such estimator:

Proposition 1. *There exists a universal constant $c(\Omega) > 0$, depending only on the set Ω , such that*

$$\inf_{(\widehat{\theta}_n, \widehat{\sigma}_n)} \sup_{(\theta^*, \sigma^*)} \mathbb{E}_{(\theta^*, \sigma^*)} \left[(|\widehat{\theta}_n| - |\theta^*|)^2 + |(\widehat{\sigma}_n)^2 - (\sigma^*)^2|^2 \right] \geq c(\Omega) n^{-\frac{1}{4}-\delta} \quad \text{for any } \delta > 0.$$

Here $\mathbb{E}_{(\theta^*, \sigma^*)}$ denotes the expectation taken with respect to the samples $X_1, \dots, X_n \stackrel{i.i.d.}{\sim} f_{\theta^*, \sigma^*}$.

Based on the connection between location parameter θ_n^t and scale parameter σ_n^t in the EM updates (cf. Equation (7c)), the minimax lower bound in Proposition 1 shows that the (non-squared) error of EM location updates $|\theta_n^t| - |\theta^*|$ is lower bounded by a term (arbitrarily close to) $n^{-\frac{1}{8}}$. In light of this claim, we conclude that the upper bound of order $n^{-\frac{1}{8}}$ for the statistical error of sample EM from Theorem 2 is tight up to constant factors.

A.1 Proof of Proposition 1

Let us now prove Proposition 1. In order to simplify notation, we introduce the shorthand $v := \sigma^2$ and $\eta := (\theta, v)$. First of all, we claim the following key upper bound of Hellinger distance between mixture densities f_{η_1}, f_{η_2} in terms of the distances among their corresponding parameters η_1 and η_2 :

$$\inf_{\eta_1, \eta_2 \in \Omega} \frac{h(f_{\eta_1}, f_{\eta_2})}{\left((|\theta_1| - |\theta_2|)^2 + |v_1 - v_2| \right)^r} = 0 \quad \text{for any } r \in (1, 4). \quad (47)$$

Taking the claim (47) as given for the moment, let us complete the proof of Proposition 1. Our proof relies on Le Cam's lemma [32] for establishing minimax lower bounds. In particular, for any $r \in (1, 4)$ and for any $\epsilon > 0$ sufficiently small, according to the result in equation (47), there exist $\eta_1 = (\theta_1, v_1)$ and $\eta_2 = (\theta_2, v_2)$ such that $(|\theta_1| - |\theta_2|)^2 + |v_1 - v_2| = 2\epsilon$ and $h(f_{\eta_1}, f_{\eta_2}) \leq c\epsilon^r$ for some universal constant c . From Lemma 1 from Yu [32], we obtain that

$$\sup_{\eta \in \{\eta_1, \eta_2\}} \mathbb{E}_\eta \left[\left(|\hat{\theta}_n| - |\theta| \right)^2 + |(\hat{\sigma}_n)^2 - (\sigma)^2| \right] \gtrsim \epsilon (1 - V(f_{\eta_1}^n, f_{\eta_2}^n)),$$

where f_η^n denotes the product of mixture densities f_η of the data X_1, \dots, X_n . A standard relation between total variation distance and Hellinger distance leads to

$$V(f_{\eta_1}^n, f_{\eta_2}^n) \leq h(f_{\eta_1}^n, f_{\eta_2}^n) = \sqrt{1 - [1 - h^2(f_{\eta_1}, f_{\eta_2})]^n} \leq \sqrt{1 - [1 - c\epsilon^r]^n}.$$

By choosing $c\epsilon^r = 1/n$, we can verify that

$$\sup_{\eta \in \{\eta_1, \eta_2\}} \mathbb{E}_\eta \left[\left(|\hat{\theta}_n| - |\theta| \right)^2 + |(\hat{\sigma}_n)^2 - (\sigma)^2| \right] \gtrsim \epsilon \asymp n^{-1/r},$$

which establishes the claim of Proposition 1.

A.2 Proof of claim (47)

In order to prove claim (47), it is sufficient to construct sequences $\eta_{1,n} = (\theta_{1,n}, v_{1,n})$ and $\eta_{2,n} = (\theta_{2,n}, v_{2,n})$ such that

$$h(f_{\eta_{1,n}}, f_{\eta_{2,n}}) / \left((|\theta_{1,n}| - |\theta_{2,n}|)^2 + |v_{1,n} - v_{2,n}| \right)^r \rightarrow 0$$

as $n \rightarrow \infty$. Indeed, we construct these sequences as follows: $\theta_{2,n} = 2\theta_{1,n}$ and $v_{1,n} - v_{2,n} = 3(\theta_{1,n})^2$ for all $n \geq 1$ while $\theta_{1,n} \rightarrow 0$ as $n \rightarrow \infty$. Direct computation leads to

$$f_{\eta_{1,n}}(x) - f_{\eta_{2,n}}(x) = \frac{1}{2} \underbrace{(\phi(x; -\theta_{1,n}, v_{1,n}) - \phi(x; -\theta_{2,n}, v_{2,n}))}_{T_{1,n}} + \frac{1}{2} \underbrace{(\phi(x; \theta_{1,n}, v_{1,n}) - \phi(x; \theta_{2,n}, v_{2,n}))}_{T_{2,n}}.$$

Invoking Taylor expansion up to the third order, we obtain that

$$\begin{aligned} T_{1,n} &= \sum_{|\alpha| \leq 3} \frac{(\theta_{2,n} - \theta_{1,n})^{\alpha_1} (v_{1,n} - v_{2,n})^{\alpha_2}}{\alpha_1! \alpha_2!} \frac{\partial^{|\alpha|} \phi}{\partial \theta^{\alpha_1} \partial v^{\alpha_2}}(x; -\theta_{2,n}, v_{2,n}) + R_1(x), \\ T_{2,n} &= \sum_{|\alpha| \leq 3} \frac{(\theta_{1,n} - \theta_{2,n})^{\alpha_1} (v_{1,n} - v_{2,n})^{\alpha_2}}{\alpha_1! \alpha_2!} \frac{\partial^{|\alpha|} \phi}{\partial \theta^{\alpha_1} \partial v^{\alpha_2}}(x; \theta_{2,n}, v_{2,n}) + R_2(x) \end{aligned}$$

where $|\alpha| = \alpha_1 + \alpha_2$ for $\alpha = (\alpha_1, \alpha_2)$. Here, $R_1(x)$ and $R_2(x)$ are Taylor remainders that have the following explicit representations

$$\begin{aligned} R_1(x) &:= 4 \sum_{|\beta|=4} \frac{(\theta_{2,n} - \theta_{1,n})^{\beta_1} (v_{1,n} - v_{2,n})^{\beta_2}}{\beta_1! \beta_2!} \\ &\quad \times \int_0^1 (1-t)^3 \frac{\partial^4 \phi}{\partial \theta^{\beta_1} \partial v^{\beta_2}} (x; -\theta_{2,n} + t(\theta_{2,n} - \theta_{1,n}), v_{2,n} + t(v_{1,n} - v_{2,n})) dt, \\ R_2(x) &:= 4 \sum_{|\beta|=4} \frac{(\theta_{1,n} - \theta_{2,n})^{\beta_1} (v_{1,n} - v_{2,n})^{\beta_2}}{\beta_1! \beta_2!} \\ &\quad \times \int_0^1 (1-t)^3 \frac{\partial^4 \phi}{\partial \theta^{\beta_1} \partial v^{\beta_2}} (x; \theta_{2,n} + t(\theta_{1,n} - \theta_{2,n}), v_{2,n} + t(v_{1,n} - v_{2,n})) dt. \end{aligned}$$

Recall that, the univariate location-scale Gaussian distribution has the PDE structure of the form (8), which is given by

$$\frac{\partial^2 \phi}{\partial \theta^2} (x; \theta, \sigma^2) = 2 \frac{\partial \phi}{\partial \sigma^2} (x; \theta, \sigma^2).$$

Therefore, we can write the formulations of $T_{1,n}$ and $T_{2,n}$ as follows:

$$\begin{aligned} T_{1,n} &= \sum_{|\alpha| \leq 3} \frac{(\theta_{2,n} - \theta_{1,n})^{\alpha_1} (v_{1,n} - v_{2,n})^{\alpha_2}}{2^{\alpha_2} \alpha_1! \alpha_2!} \frac{\partial^{\alpha_1 + 2\alpha_2} \phi}{\partial \theta^{\alpha_1 + 2\alpha_2}} (x; -\theta_{2,n}, v_{2,n}) + R_1(x), \\ T_{2,n} &= \sum_{|\alpha| \leq 3} \frac{(\theta_{1,n} - \theta_{2,n})^{\alpha_1} (v_{1,n} - v_{2,n})^{\alpha_2}}{2^{\alpha_2} \alpha_1! \alpha_2!} \frac{\partial^{\alpha_1 + 2\alpha_2} \phi}{\partial \theta^{\alpha_1 + 2\alpha_2}} (x; \theta_{2,n}, v_{2,n}) + R_2(x). \end{aligned}$$

Via a Taylor series expansion, we find that

$$\frac{\partial^{\alpha_1 + 2\alpha_2} \phi}{\partial \theta^{\alpha_1 + 2\alpha_2}} (x; \theta_{2,n}, v_{2,n}) = \sum_{\tau=0}^{3-|\alpha|} \frac{(2\theta_{2,n})^\tau}{\tau!} \frac{\partial^{\alpha_1 + 2\alpha_2 + \tau} \phi}{\partial \theta^{\alpha_1 + 2\alpha_2 + \tau}} (x; -\theta_{2,n}, v_{2,n}) + R_{2,\alpha}(x)$$

for any $\alpha = (\alpha_1, \alpha_2)$ such that $1 \leq |\alpha| \leq 3$. Here, $R_{2,\alpha}$ is Taylor remainder admitting the following representation

$$R_{2,\alpha}(x) = \sum_{\tau=4-|\alpha|} \frac{\tau (2\theta_{2,n})^\tau}{\tau!} \int_0^1 (1-t)^{\tau-1} \frac{\partial^4 \phi}{\partial \theta^{\alpha_1 + \tau} \partial v^{\alpha_2}} (x; -\theta_{2,n} + 2t\theta_{2,n}, v_{2,n}) dt.$$

Governed by the above results, we can rewrite $f_{\eta_{1,n}}(x) - f_{\eta_{2,n}}(x)$ as

$$f_{\eta_{1,n}}(x) - f_{\eta_{2,n}}(x) = \sum_{l=1}^6 A_{l,n} \frac{\partial^l \phi}{\partial \theta^l} (x; -\theta_{2,n}, v_{2,n}) + R(x)$$

where the explicit formulations of $A_{l,n}$ and $R(x)$ are given by

$$\begin{aligned} A_{l,n} &:= \frac{1}{2} \sum_{\alpha_1, \alpha_2} \frac{1}{2^{\alpha_2}} \frac{(\theta_{2,n} - \theta_{1,n})^{\alpha_1} (v_{1,n} - v_{2,n})^{\alpha_2}}{\alpha_1! \alpha_2!} \\ &\quad + \frac{1}{2} \sum_{\alpha_1, \alpha_2, \tau} \frac{1}{2^{\alpha_2}} \frac{2^\tau (\theta_{2,n})^\tau (\theta_{1,n} - \theta_{2,n})^{\alpha_1} (v_{1,n} - v_{2,n})^{\alpha_2}}{\tau! \alpha_1! \alpha_2!}, \\ R(x) &:= \frac{1}{2} R_1(x) + \frac{1}{2} R_2(x) + \sum_{|\alpha| \leq 2} \frac{1}{2^{\alpha_2}} \frac{(\theta_{1,n} - \theta_{2,n})^{\alpha_1} (v_{1,n} - v_{2,n})^{\alpha_2}}{\alpha_1! \alpha_2!} R_{2,\alpha}(x) \end{aligned}$$

for any $l \in [6]$ and $x \in \mathbb{R}$. Here the ranges of α_1, α_2 in the first sum of $A_{l,n}$ satisfy $\alpha_1 + 2\alpha_2 = l$ and $1 \leq |\alpha| \leq 3$ while the ranges of α_1, α_2, τ in the second sum of $A_{l,n}$ satisfy $\alpha_1 + 2\alpha_2 + \tau = l$, $0 \leq \tau \leq 3 - |\alpha|$, and $1 \leq |\alpha| \leq 3$.

From the conditions that $\theta_{2,n} = 2\theta_{1,n}$ and $v_{1,n} - v_{2,n} = 3(\theta_{1,n})^2$, we can check that $A_{l,n} = 0$ for all $1 \leq l \leq 3$. Additionally, we also have

$$\max\{|A_{4,n}|, |A_{5,n}|, |A_{6,n}|\} \lesssim |\theta_{1,n}|^4.$$

Given the above results, we claim that

$$h(f_{\eta_{1,n}}, f_{\eta_{2,n}}) \lesssim |\theta_{1,n}|^8. \quad (48)$$

Assume that the claim (48) is given. From the formulations of sequences $\eta_{1,n}$ and $\eta_{2,n}$, we can verify that

$$\left((|\theta_{1,n}| - |\theta_{2,n}|)^2 + |v_{1,n} - v_{2,n}| \right)^r \asymp |\theta_{1,n}|^{2r}.$$

Since $1 \leq r < 4$ and $\theta_{1,n} \rightarrow 0$ as $n \rightarrow \infty$, the above results lead to

$$h(f_{\eta_{1,n}}, f_{\eta_{2,n}}) / \left((|\theta_{1,n}| - |\theta_{2,n}|)^2 + |v_{1,n} - v_{2,n}| \right)^r \lesssim |\theta_{1,n}|^{8-2r} \rightarrow 0.$$

As a consequence, we achieve the conclusion of the claim (47).

A.3 Proof of claim (48)

The definition of Hellinger distance leads to the following equations

$$\begin{aligned} 2h^2(f_{\eta_{1,n}}, f_{\eta_{2,n}}) &= \int \frac{(f_{\eta_{1,n}}(x) - f_{\eta_{2,n}}(x))^2}{(\sqrt{f_{\eta_{1,n}}(x)} + \sqrt{f_{\eta_{2,n}}(x)})^2} dx \\ &= \int \frac{\left(\sum_{l=4}^6 A_{l,n} \frac{\partial^l \phi}{\partial \theta^l}(x; -\theta_{2,n}, v_{2,n}) + R(x) \right)^2}{(\sqrt{f_{\eta_{1,n}}(x)} + \sqrt{f_{\eta_{2,n}}(x)})^2} dx \\ &\lesssim \int \frac{\sum_{l=4}^6 (A_{l,n})^2 \left(\frac{\partial^l \phi}{\partial \theta^l}(x; -\theta_{2,n}, v_{2,n}) \right)^2 + R^2(x)}{(\sqrt{f_{\eta_{1,n}}(x)} + \sqrt{f_{\eta_{2,n}}(x)})^2} dx, \end{aligned} \quad (49)$$

where the last inequality is due to Cauchy-Schwarz's inequality. According to the structure of location-scale Gaussian density, the following inequalities hold

$$\int \frac{\left(\frac{\partial^l \phi}{\partial \theta^l}(x; -\theta_{2,n}, v_{2,n})\right)^2}{(\sqrt{f_{\eta_{1,n}}(x)} + \sqrt{f_{\eta_{2,n}}(x)})^2} dx \lesssim \int \frac{\left(\frac{\partial^l \phi}{\partial \theta^l}(x; -\theta_{2,n}, v_{2,n})\right)^2}{\phi(x; -\theta_{2,n}, v_{2,n})} dx < \infty \quad (50)$$

for $4 \leq l \leq 6$. Note that, for any $\beta = (\beta_1, \beta_2)$ such that $|\beta| = 4$, we have

$$|\theta_{2,n} - \theta_{1,n}|^{\beta_1} |v_{1,n} - v_{2,n}|^{\beta_2} \asymp |\theta_{1,n}|^{4+\beta_2} \lesssim |\theta_{1,n}|^4.$$

With the above bounds, an application of Cauchy-Schwarz's inequality leads to

$$\begin{aligned} & \int \frac{R_1^2(x)}{(\sqrt{f_{\eta_{1,n}}(x)} + \sqrt{f_{\eta_{2,n}}(x)})^2} dx \\ & \lesssim |\theta_{1,n}|^8 \sum_{|\beta|=4} \int \frac{\sup_{t \in [0,1]} \left(\frac{\partial^4 \phi}{\partial \theta^{\beta_1} \partial v^{\beta_2}}(x; -\theta_{2,n} + t(\theta_{2,n} - \theta_{1,n}), v_{2,n} + t(v_{1,n} - v_{2,n})) \right)^2}{\phi(x; -\theta_{2,n}, v_{2,n})} dx \lesssim |\theta_{1,n}|^8. \end{aligned}$$

With a similar argument, we also obtain that

$$\begin{aligned} & \int \frac{R_2^2(x)}{(\sqrt{f_{\eta_{1,n}}(x)} + \sqrt{f_{\eta_{2,n}}(x)})^2} dx \lesssim |\theta_{1,n}|^8, \\ & \max_{1 \leq |\alpha| \leq 4} \int \frac{R_{2,\alpha}^2(x)}{(\sqrt{f_{\eta_{1,n}}(x)} + \sqrt{f_{\eta_{2,n}}(x)})^2} dx \lesssim |\theta_{1,n}|^8. \end{aligned}$$

Governed by the above bounds, another application of Cauchy-Schwarz's inequality implies that

$$\int \frac{R^2(x)}{(\sqrt{f_{\eta_{1,n}}(x)} + \sqrt{f_{\eta_{2,n}}(x)})^2} dx \lesssim |\theta_{1,n}|^8. \quad (51)$$

Combining the results from equations (49), (50), and (51), we achieve the conclusion of the claim (48).

B Proofs of auxiliary lemmas

In this appendix, we present the proofs of the auxiliary lemmas in the proofs of our main theorems.

B.1 Proof of Lemma 1

The proof of the bound (20a) is very similar to the proof of bound (12b) from Theorem 2. Indeed, mimicking the steps from the proof of Theorem 2 in Section 5.2, we find that it suffices to repeat the arguments with $a = 1$ and $b = 1$ in the RHS of the inequalities (40) and (41) respectively. Given the computations in the Section 5.2, the remaining steps are straightforward computations and are thereby omitted.

We now turn to proving the deviation bound (20b) for the operator $\overline{M}_1(\theta)$. Note that it suffices to establish the following point-wise result:

$$|\overline{M}_1(\theta) - M_{n,1}(\theta)| \lesssim \frac{|\theta|^3 \log^{10}(5n/\delta)}{\sqrt{n}} \quad \text{for all } |\theta| \lesssim n^{-1/16},$$

with probability at least $1 - \delta$ for any given $\delta > 0$. For the reader's convenience, let us recall the definition of these operators

$$\overline{M}_1(\theta) = \mathbb{E} \left[X \tanh(X\theta/(1 - \theta^2)) \right], \quad (52a)$$

$$M_{n,1}(\theta) = \frac{1}{n} \sum_{i=1}^n X_i \tanh \left(X_i \theta / (a_n - \theta^2) \right), \quad (52b)$$

where $a_n := \sum_{i=1}^n X_i^2/n$, $\mu_k := \mathbb{E}_{X \sim \mathcal{N}(0,1)}[X^k]$, and $\widehat{\mu}_k := \frac{1}{n} \sum_{i=1}^n X_i^k$. From known results on Gaussian moments, we have $\mu_{2k} = (2k - 1)!!$ for each integer $k = 1, 2, \dots$

For any given x and scalar b , consider the map $\theta \mapsto x \tanh(x\theta/(b - \theta^2))$. The 9-th order Taylor series for this function around $\theta = 0$ is given by

$$\begin{aligned} x \tanh(x\theta/(b - \theta^2)) &= \frac{\theta x^2}{b} - \frac{\theta^3(x^4 - 3bx^2)}{3b^3} + \theta^5 \left(\frac{2x^6}{15b^5} - \frac{x^4}{b^4} + \frac{x^2}{b^3} \right) \\ &+ \theta^7 \left(-\frac{17x^8}{315b^7} + \frac{2x^6}{3b^6} - \frac{2x^4}{b^5} + \frac{x^2}{b^4} \right) \\ &+ \theta^9 \left(\frac{62x^{10}}{2835b^9} - \frac{17x^8}{45b^8} + \frac{2x^6}{b^7} - \frac{10x^4}{3b^6} + \frac{x^2}{b^5} \right) + \varepsilon, \end{aligned} \quad (53)$$

where the remainder ε satisfies $\varepsilon \leq \mathcal{O}(\theta^{11})$. Plugging in this expansion with $b = 1$ on RHS of equation (52a) and taking expectation over $X \sim \mathcal{N}(0, 1)$, we obtain

$$\overline{M}_1(\theta) = \theta + \theta^3 \left(\sum_{k=1}^2 c_{3,k} \mu_{2k} \right) + \theta^5 \left(\sum_{k=1}^3 c_{5,k} \mu_{2k} \right) + \theta^7 \left(\sum_{k=1}^4 c_{7,k} \mu_{2k} \right) + \theta^9 \left(\sum_{k=1}^5 c_{9,k} \mu_{2k} \right) + \varepsilon, \quad (54a)$$

where we have used the notation $\mu_k := \mathbb{E}_{X \sim \mathcal{N}(0,1)}[X^k]$ and $c_{j,k}$ denote universal constants. Furthermore, plugging in the same expansion (53) with $b = a_n$ on RHS of equation (52b), we obtain the following expansion for the sample EM operator

$$M_{n,1}(\theta) = \theta + \theta^3 \left(\sum_{k=1}^2 c_{3,k} \frac{\widehat{\mu}_{2k}}{a_n^{1+k}} \right) + \theta^5 \left(\sum_{k=1}^3 c_{5,k} \frac{\widehat{\mu}_{2k}}{a_n^{2+k}} \right) + \theta^7 \left(\sum_{k=1}^4 c_{7,k} \frac{\widehat{\mu}_{2k}}{a_n^{3+k}} \right) + \theta^9 \left(\sum_{k=1}^5 c_{9,k} \frac{\widehat{\mu}_{2k}}{a_n^{4+k}} \right) + \varepsilon_n, \quad (54b)$$

where $\widehat{\mu}_k$ denotes the sample mean of X^k , i.e., $\widehat{\mu}_k := \frac{1}{n} \sum_{i=1}^n X_i^k$. In order to lighten the notation, we introduce the following convenient shorthand:

$$\beta_j = \sum_{k=1}^{\frac{j+1}{2}} c_{j,k} \mu_{2k} \quad \text{and} \quad \widehat{\beta}_j = \sum_{k=1}^{\frac{j+1}{2}} c_{j,k} \frac{\widehat{\mu}_{2k}}{a_n^{\frac{j-1}{2}+k}} \quad \text{for } j \in \{3, 5, 7, 9\} =: \mathcal{J}. \quad (55)$$

A careful inspection reveals that $\beta_3 = \beta_5 = 0$. With the above notations in place, we find that

$$\begin{aligned} |\overline{M}_1(\theta) - M_{n,1}(\theta)| &= \left| \sum_{j \in \mathcal{J}} \theta^j (\beta_j - \widehat{\beta}_j) \right| + \varepsilon \\ &=: U_1 + U_2. \end{aligned}$$

Therefore, it remains to establish that

$$U_1 \lesssim \frac{|\theta|^3 \log^5(5n/\delta)}{\sqrt{n}} \quad \text{and} \quad U_2 \lesssim \frac{|\theta|^3 \log^5(5n/\delta)}{\sqrt{n}}, \quad (56)$$

with probability at least $1 - \delta$ for any given $\delta > 0$. Since the remainder term is of order θ^{11} , the assumption $|\theta| \lesssim n^{-1/16}$ ensures that the remainder term is bounded by a term of order θ^3/\sqrt{n} and thus the bound (56) on the second term U_2 follows.

We now use concentration properties of Gaussian moments in order to prove the bound (56) on the first term U_1 . Since $|\theta| \leq 1$, it suffices to show that

$$\sup_{j \in \mathcal{J}} |\beta_j - \widehat{\beta}_j| \lesssim \frac{\log^5(5n/\delta)}{\sqrt{n}} \quad (57)$$

with probability at least $1 - \delta$. Using the relation (55), we find that

$$\begin{aligned} |\beta_j - \widehat{\beta}_j| &= \left| \sum_{k=1}^{\frac{j+1}{2}} \left(c_{j,k} \mu_{2k} - c_{j,k} \frac{\widehat{\mu}_{2k}}{a_n^{\frac{j-1}{2}+k}} \right) \right| \leq \sum_{k=1}^{\frac{j+1}{2}} \frac{c_{j,k}}{a_n^{\frac{j-1}{2}+k}} |\mu_{2k} - \widehat{\mu}_{2k}| + c_{j,k} (1 - a_n^{-\frac{j-1}{2}-k}) \mu_{2k} \\ &\leq C \sum_{k=1}^{\frac{j+1}{2}} \left(|\mu_{2k} - \widehat{\mu}_{2k}| + \frac{\mu_{2k}}{\sqrt{n}} \right), \end{aligned} \quad (58)$$

for any $j \in \mathcal{J}$. Here in the last step we have used the following bounds:

$$\max_{j \in \mathcal{J}, k \leq \frac{j+1}{2}} c_{j,k} \leq C \quad \text{and} \quad \max_{j \in \mathcal{J}, k \leq \frac{j+1}{2}} (1 - a_n^{-\frac{j-1}{2}-k}) \leq \frac{C}{\sqrt{n}}$$

for some universal constant C . Thus a lemma for the $1/\sqrt{n}$ -concentration⁴ of higher moments of Gaussian random variable is now useful:

Lemma 5. *Let X_1, \dots, X_n are i.i.d. samples from $\mathcal{N}(0, 1)$ and let $\mu_{2k} := \mathbb{E}_{X \sim \mathcal{N}(0,1)}[X^{2k}]$ and $\widehat{\mu}_{2k} := \frac{1}{n} \sum_{i=1}^n X_i^{2k}$. Then, we have*

$$\mathbb{P} \left(|\widehat{\mu}_{2k} - \mu_{2k}| \leq \frac{C_k \log^k(n/\delta)}{\sqrt{n}} \right) \geq 1 - \delta \quad \text{for any } k \geq 1,$$

where C_k denotes a universal constant depending only on k .

⁴The bound from Lemma 5 is sub-optimal for $k = 1$ but is sharper than the standard tail bounds for Gaussian polynomials of degree $2k$ for $k \geq 2$. The $1/\sqrt{n}$ concentration of higher moments is necessary to derive the sharp rates stated in our results.

See the Appendix B.4 for the proof.

For any $\delta > 0$, consider the event

$$\mathcal{E} := \left\{ \left| \mu_{2k} - \widehat{\mu}_{2k} \right| \leq \frac{C_k \log^k(5n/\delta)}{\sqrt{n}} \quad \text{for all } k \in \{2, 4, \dots, 10\} \right\}. \quad (59)$$

Straightforward application of union bound with Lemma 5 yields that $\mathbb{P}[\mathcal{E}] \geq 1 - \delta$. conditional on the event \mathcal{E} inequality (57) implies that

$$\begin{aligned} \sup_{j \in \mathcal{J}} \left| \beta_j - \widehat{\beta}_j \right| &\leq C \sup_{j \in \mathcal{J}} \sum_{k=1}^{\frac{j+1}{2}} \left(\left| \mu_{2k} - \widehat{\mu}_{2k} \right| + \frac{\mu_{2k}}{\sqrt{n}} \right) \\ &\leq C \sup_{j \in \{3, 5, 7, 9\}} \frac{j+1}{2} \left(\left| \mu_{j+1} - \widehat{\mu}_{j+1} \right| + \frac{(j+1)!!}{\sqrt{n}} \right) \\ &\stackrel{(i)}{\leq} C \sup_{j \in \{3, 5, 7, 9\}} (j-1) \left(\left| C_{\frac{j+1}{2}} \frac{\log^{\frac{j+1}{2}}(5n/\delta)}{\sqrt{n}} \right| + \frac{(j+1)!!}{\sqrt{n}} \right) \\ &\stackrel{(ii)}{\leq} C \frac{\log^5(5n/\delta)}{\sqrt{n}}, \end{aligned} \quad (60)$$

where step (i) follows from the definition of the event (59) and in step (ii) using the fact that $j \leq 9$ is bounded we absorbed all the constants into a single constant. Since the event \mathcal{E} has probability at least $1 - \delta$, the claim (57) now follows.

B.2 Proof of Lemma 3

The proof of this lemma relies on an evaluation of coefficients with x^{2k} as $k \geq 1$. In particular, we divide the proof of the lemma into two key parts:

Upper bound: From the definition of hyperbolic function $\tanh(x)$, it is sufficient to demonstrate that

$$x (\exp(x) - \exp(-x)) \leq \left(x^2 - \frac{x^4}{3} + \frac{2x^6}{15} - \frac{17x^8}{315} + \frac{62x^{10}}{2835} \right) (\exp(x) + \exp(-x)).$$

Invoking the Taylor series of $\exp(x)$ and $\exp(-x)$, the above inequality is equivalent to

$$\sum_{k=0}^{\infty} \frac{2x^{2k+2}}{(2k+1)!} \leq \left(x^2 - \frac{x^4}{3} + \frac{2x^6}{15} - \frac{17x^8}{315} + \frac{62x^{10}}{2835} \right) \left(\sum_{k=0}^{\infty} \frac{2x^{2k}}{(2k)!} \right).$$

Our approach to solve the above inequality is to show that the coefficients of x^{2k} in the LHS is smaller than that of x^{2k} in the RHS for all $k \geq 1$. In fact, when $1 \leq k \leq 3$, we can quickly check that the previous observation holds. For $k \geq 4$, it suffices to validate that

$$\frac{2}{(2k)!} - \frac{2}{3(2k-2)!} + \frac{4}{15(2k-4)!} - \frac{34}{315(2k-6)!} + \frac{124}{2835(2k-8)!} - \frac{2}{(2k+1)!} \geq 0.$$

Direct computation with the above inequality leads to

$$(k-1)(k-2)(k-3)(k-4)(496k^4 - 1736k^3 + 1430k^2 + 446k - 381) \geq 0$$

for all $k \geq 4$, which is always true. As a consequence, we achieve the conclusion with the upper bound of the lemma.

Lower bound: For the lower bound of the lemma, it is equivalent to prove that

$$\sum_{k=0}^{\infty} \frac{2x^{2k+2}}{(2k+1)!} \geq \left(x^2 - \frac{x^4}{3} + \frac{2x^6}{15} - \frac{17x^8}{315} \right) \left(\sum_{k=0}^{\infty} \frac{2x^{2k}}{(2k)!} \right).$$

Similar to the proof technique with the upper bound, we only need to verify that

$$\frac{2}{(2k)!} - \frac{2}{3(2k-2)!} + \frac{4}{15(2k-4)!} - \frac{34}{315(2k-6)!} - \frac{2}{(2k+1)!} \leq 0$$

for any $k \geq 3$. The above inequality is identical to

$$(k-1)(k-2)(k-3)(4352k^3 - 4352k^2 - 512k + 1472) \geq 0$$

for all $k \geq 3$, which always holds. Therefore, we obtain the conclusion with the lower bound of the lemma.

B.3 Proof of Lemma 4

Without loss of generality, we can assume that $|\theta| \in [\omega^{-a_{\ell+1}}, \omega^{-a_{\ell}}]$. Conditional on the event \mathcal{E} , we have that

$$|\overline{M}_1(\theta)| \leq (1 - \omega^{-6a_{\ell+1}}/5) |\theta| \quad \text{and} \quad |M_{n,1}(\theta) - \overline{M}_1(\theta)| \leq c_2 \omega^{-3a_{\ell}} \omega^{-\frac{1}{2}}.$$

As a result, we have

$$\begin{aligned} |M_{n,1}(\theta)| &\leq |M_{n,1}(\theta) - \overline{M}_1(\theta)| + |\overline{M}_1(\theta)| \leq (1 - \omega^{-6a_{\ell+1}}/5) |\theta| + c_2 \omega^{-\frac{1}{2}} \omega^{-3a_{\ell}} \\ &\leq (1 - \omega^{-6a_{\ell+1}}/5 + c_2 \omega^{-\frac{1}{2}} \omega^{-2a_{\ell}}) \omega^{-a_{\ell}} \\ &\leq \omega^{-a_{\ell}}. \end{aligned}$$

Here, to establish the last inequality, we have used the following observation: for $\omega = n/c_{n,\delta}$ and that $n \geq (c')^{1/\beta} c_{n,\delta}$, we have

$$5c_2 \omega^{6a_{\ell+1}-2a_{\ell}-1/2} \leq 5c_2 \omega^{4a_{\ell}-1/2} \leq c' \omega^{4a_{\ell^*}-1/2} \leq c' \omega^{-4\beta} \leq 1/(c')^3 \leq 1,$$

which leads to $-\omega^{-6a_{\ell+1}}/5 + c_2 \omega^{-\frac{1}{2}} \omega^{-2a_{\ell}} \leq 0$. As a consequence, we achieve the conclusion of the lemma.

B.4 Proof of Lemma 5

The proof of this lemma is based on appropriate truncation argument. More concretely, given any positive scalar τ , and the random variable $X \sim \mathcal{N}(0, 1)$, consider the pair of truncated random variables (Y, Z) defined by:

$$Y := X^{2k} \mathbb{I}_{|X| \leq \tau} \quad \text{and} \quad Z := X^{2k} \mathbb{I}_{|X| \geq \tau}. \quad (61)$$

With the above notation in place, for n i.i.d. samples X_1, \dots, X_n from $\mathcal{N}(0, 1)$, we have

$$\frac{1}{n} \sum_{i=1}^n X_i^{2k} = \frac{1}{n} \sum_{i=1}^n Y_i + \frac{1}{n} \sum_{i=1}^n Z_i := S_{Y,n} + S_{Z,n}.$$

where $S_{Y,n}$ and $S_{Z,n}$, denote the averages of the random variables Y_i 's and Z_i 's respectively. Observe that $|Y_i| \leq \tau^{2k}$ for all $i \in [n]$; consequently, by standard sub-Gaussian concentration of bounded random variables, we have

$$\mathbb{P}(|S_{Y,n} - \mathbb{E}[Y]| \geq t_1) \leq 2 \exp\left(-\frac{nt_1^2}{2\tau^{4k}}\right). \quad (62)$$

Next, applying Markov's inequality with the non-negative random variable $S_{Z,n}$, we find that

$$\mathbb{P}(S_{Z,n} \geq t_2) \leq \frac{\mathbb{E}[S_{Z,n}]}{t_2} = \frac{\mathbb{E}[Z]}{t_2}. \quad (63)$$

By definition of the truncated random variable Y , we have $\mathbb{E}[Y] \leq \mathbb{E}[X^{2k}]$; moreover, an application of Holder's inequality to $\mathbb{E}[Z]$ yields

$$\mathbb{E}[Z] = \mathbb{E}\left(X^{2k} \mathbb{1}_{|X| \geq \tau}\right) \leq \sqrt{\mathbb{E}[X^{4k}]} \sqrt{\mathbb{P}(|X| \geq \tau)} \leq \sqrt{2\mathbb{E}[X^{4k}]} \exp(-\tau^2/4).$$

Combining the bounds on $\mathbb{E}[Y]$ and $\mathbb{E}[Z]$ with the inequalities (62) and (63) we deduce that

$$\frac{\sum_{i=1}^n X_i^{2k}}{n} \leq \mathbb{E}[Y] + t_1 + t_2 \leq \mathbb{E}[X^{2k}] + t_1 + t_2, \quad \text{and}, \quad (64a)$$

$$\frac{\sum_{i=1}^n X_i^{2k}}{n} \geq \mathbb{E}[X^{2k}] - t_1 - t_2 \sqrt{2\mathbb{E}[X^{4k}]} \exp(-\tau^2/4) \quad (64b)$$

with probability at least $1 - \exp\left(-\frac{nt_1^2}{2\tau^{4k}}\right) - \sqrt{2\mathbb{E}[X^{4k}]} \exp(-\tau^2/4)$. Finally, given any $\delta > 0$, choose the scalars τ, t_1, t_2 as follows:

$$\tau = 2\sqrt{\log\left(\frac{2\sqrt{2n\mathbb{E}[X^{4k}]}}{\delta}\right)}, \quad t_1 = \tau^2 \sqrt{\frac{1}{n} \log\left(\frac{2}{\delta}\right)} \quad \text{and} \quad t_2 = \frac{1}{\sqrt{n}}.$$

Substituting the choice of t_1, t_2 and τ , in bounds (64a) and (64b) we conclude that with probability at least $1 - \delta$

$$\left| \frac{\sum_{i=1}^n X_i^{2k}}{n} - \mathbb{E}[X^{2k}] \right| \leq \frac{C_k \log^k(n/\delta)}{\sqrt{n}},$$

where C_k is a universal constant that depends only on k . This completes the proof of Lemma 5.

B.5 Proofs of deviation bounds

We now prove the deviation bounds on the pseudo-population EM operator $\widetilde{M}_{n,d}$ that were previously stated in equations (30) and (14). For clarity, let us summarize in a lemma here:

Lemma 6. *There exists a universal constant c_2 such that for any $\delta \in (0, 1)$, $\beta \in (0, \frac{1}{4}]$, and $r \in (0, \frac{1}{8})$, the following concentration bound holds*

$$\mathbb{P}\left[\sup_{\theta \in \mathbb{B}(0,r)} \|M_{n,d}(\theta) - \widetilde{M}_{n,d}(\theta)\|_2 \leq c_2 r \sqrt{\frac{d \log(1/\delta)}{n}}\right] \geq 1 - \delta - e^{-(nd)^{4\beta}/8}, \quad (65)$$

The proof of this lemma is based on standard arguments to derive Rademacher complexity bounds. In this section, we provide proof for $d = 1$, and the proof for multidimensional case is a standard extension of $d = 1$ case. For $d = 1$, we first symmetrize with Rademacher variables, and apply the Ledoux-Talagrand contraction inequality. We then invoke results on sub-Gaussian and sub-exponential random variables, and finally perform the associated Chernoff-bound computations to obtain the desired result.

To ease the presentation, we denote $\alpha := 1/2 - 2\beta$ and $\mathcal{I} := [1 - n^{-\alpha} - 1/64, 1 - n^{-\alpha}]$. Next we fix $r \in [0, 1/8]$ and define $\tilde{r} := \frac{r}{1 - n^{-\alpha} - 1/64}$. For sufficiently large n , we have $\tilde{r} \leq 2r$. From equation (37), recall the definition

$$\mathcal{E}_\alpha := \left\{ \left| \sum_{j=1}^n X_j^2/n - 1 \right| \leq n^{-\alpha} \right\}$$

Conditional on the event \mathcal{E}_α , the following inequalities hold

$$\begin{aligned} \left| M_{n,1}(\theta) - \widetilde{M}_{n,1}(\theta) \right| &\leq \sup_{\theta \in \mathbb{B}(0,r), \sigma^2 \in \mathcal{I}} \left| \frac{1}{n} \sum_{i=1}^n X_i \tanh\left(\frac{X_i \theta}{\sigma^2}\right) - \mathbb{E} \left[Y \tanh\left(\frac{Y \theta}{\sigma^2}\right) \right] \right| \\ &\leq \sup_{\tilde{\theta} \in \mathbb{B}(0,\tilde{r})} \left| \widehat{M}_n(\tilde{\theta}) - \widehat{M}(\tilde{\theta}) \right|, \end{aligned}$$

with all them valid for any $\theta \in \mathbb{B}(0,r)$. Here Y denotes a standard normal variate $\mathcal{N}(0,1)$ whereas the operators \widehat{M} and \widehat{M}_n are defined as

$$\widehat{M}(\tilde{\theta}) := \mathbb{E}[Y \tanh(Y\tilde{\theta})] \quad \text{and} \quad \widehat{M}_n(\tilde{\theta}) := \frac{1}{n} \sum_{i=1}^n X_i \tanh(X_i \tilde{\theta}).$$

To facilitate the discussion later, we define the unconditional random variable

$$Z := \sup_{\tilde{\theta} \in \mathbb{B}(0,\tilde{r})} \left| \widehat{M}_n(\tilde{\theta}) - \widehat{M}(\tilde{\theta}) \right|.$$

Employing standard symmetrization argument from empirical process theory [25], we find that

$$\mathbb{E}[\exp(\lambda Z)] \leq \mathbb{E} \left[\exp \left(\sup_{\tilde{\theta} \in \mathbb{B}(0,\tilde{r})} \frac{2\lambda}{n} \sum_{i=1}^n \varepsilon_i \tanh(X_i \tilde{\theta}) X_i \right) \right],$$

where $\varepsilon_i, i \in [n]$ are i.i.d. Rademacher random variables independent of $\{X_i, i \in [n]\}$. Noting that, the following inequality with hyperbolic function $\tanh(x)$ holds

$$\left| \tanh(x\tilde{\theta}) - \tanh(x\tilde{\theta}') \right| \leq \left| (\tilde{\theta} - \tilde{\theta}')x \right| \quad \text{for all } x.$$

Consequently for any given x , the function $\tilde{\theta} \mapsto \tanh(x\tilde{\theta})$ is Lipschitz. Invoking the Ledoux-Talagrand contraction result for Lipschitz functions of Rademacher processes [18] and following the proof argument from Lemma 1 in the paper [10], we obtain that

$$Z \leq c\tilde{r} \sqrt{\frac{\log(1/\delta)}{n}}, \quad \text{with probability } \geq 1 - \delta,$$

for some universal constant c . Finally, using $\tilde{r} \leq 2r$ for large n , we obtain that

$$\left| M_{n,1}(\theta) - \widetilde{M}_{n,1}(\theta) \right| \leq 2cr \sqrt{\frac{\log(1/\delta)}{n}}, \quad \text{with probability } \geq 1 - \delta - e^{-n^{1-2\alpha}/8},$$

where we have also used the fact that $\mathbb{P}[\mathcal{E}_\alpha] \geq 1 - e^{-n^{1-2\alpha}/8}$ from standard chi-squared tail bounds. As a consequence, the stated bound on the quantity $\widetilde{M}_{n,1}(\theta)$ follows.

B.6 Proof of Corollary 1

In order to ease the presentation, we only provide the proof sketch for the localization argument with this corollary. The detail proof argument for the corollary can be argued in similar fashion as that of Theorem 2. In particular, we consider the iterations t such that $\theta_n^t \in [n^{-a_\ell}, n^{-a_r}]$ where $a_\ell > a_r$. For all such iterations with θ_n^t , invoking Theorem 2 and Lemma 6, we find that

$$\left| \widetilde{M}_{n,1}(\theta_n^t) \right| \lesssim \underbrace{(1 - n^{-6a_\ell})}_{=:\gamma_{a_\ell}} \left| \theta_n^t \right| \quad \text{and} \quad \left| M_{n,1}(\theta_n^t) - \widetilde{M}_{n,1}(\theta_n^t) \right| \lesssim n^{-a_r} / \sqrt{n}.$$

Therefore, we obtain that

$$\left| \theta_n^{t+T} \right| \leq \left| \widetilde{M}_{n,1}(\theta_n^{t+T-1}) \right| + \left| \widetilde{M}_{n,1}(\theta_n^{t+T-1}) - M_{n,1}(\theta_n^{t+T-1}) \right| \leq \gamma_{a_\ell} \theta_n^{t+T-1} + n^{-a_r} / \sqrt{n}.$$

Unfolding the above inequality T times, we find that

$$\begin{aligned} \left| \theta_n^{t+T} \right| &\leq \gamma_{a_\ell}^2 (\theta_n^{t+T-2}) + n^{-a_r} / \sqrt{n} (1 + \gamma_m) \leq \gamma_{a_\ell}^T \theta_n^t + (1 + \gamma_{a_\ell} + \dots + \gamma_{a_\ell}^{T-1}) n^{-a_r} / \sqrt{n} \\ &\leq e^{-Tn^{-6a_\ell}} n^{-a_r} + \frac{1}{1 - \gamma_{a_\ell}} \cdot n^{-a_r} / \sqrt{n}. \end{aligned}$$

As T is sufficiently large such that the second term is the dominant term, we find that that

$$\left| \theta_n^{t+T} \right| \lesssim \frac{1}{1 - \gamma_{a_\ell}} \cdot n^{-a_r} / \sqrt{n} = n^{6a_\ell - a_r - 1/2}.$$

Setting the RHS equal to n^{-a_ℓ} , we obtain the recursion that

$$a_\ell = \frac{a_r}{7} + \frac{1}{14}. \tag{66}$$

Solving for the limit $a_\ell = a_r = a_\star$ yields that $a_\star = 1/12$. It suggests that we eventually have $\theta_n^t \rightarrow \mathbb{B}(0, n^{-\frac{1}{12}})$. As a consequence, we achieve the conclusion of the corollary.

B.7 Proof of one step bound for population EM

We now describe a special one-step contraction property of the population operator.

Lemma 7. *For any vector θ^0 such that $\|\theta^0\| \leq \sqrt{d}$, we have $\|\widetilde{M}_{n,d}(\theta^0)\| \leq \sqrt{2/\pi}$ with probability at least $1 - \delta$.*

The proof of this lemma is a straightforward application of the proof argument in Theorem 1 in Section 5.1. In order to simplify notations, we use the shorthand $Z_{n,d} = \sum_{j=1}^n \|X_j\|_2^2/(nd)$. Recalling the definition (9) of operator $\widetilde{M}_{n,d}$, we have

$$\|\widetilde{M}_{n,d}(\theta)\|_2 = \left\| \mathbb{E}_{Y \sim \mathcal{N}(0,1)} \left[Y \tanh \left(\frac{Y^\top \theta}{Z_{n,d} - \|\theta\|_2^2/d} \right) \right] \right\|_2.$$

As demonstrated in the proof of Theorem 1, we have the equivalence

$$\|\widetilde{M}_{n,d}(\theta)\|_2 = \mathbb{E} \left[V_1 \tanh \left(\frac{\|\theta\|_2 V_1}{Z_{n,d} - \|\theta\|_2^2/d} \right) \right]$$

where $V_1 \sim \mathcal{N}(0,1)$. Since the function $x \tanh \left(\frac{\|\theta\|_2 x}{a - \|\theta\|_2^2/d} \right)$ is an even function in terms of x for any given a , we find that

$$\begin{aligned} \mathbb{E} \left[V_1 \tanh \left(\frac{\|\theta\|_2 V_1}{Z_{n,d} - \|\theta\|_2^2/d} \right) \right] &= \mathbb{E} \left[|V_1| \tanh \left(\frac{\|\theta\|_2 |V_1|}{Z_{n,d} - \|\theta\|_2^2/d} \right) \right] \\ &\leq \mathbb{E} [|V_1|] = \sqrt{\frac{2}{\pi}} \end{aligned}$$

where the second inequality is due to the basic inequality $\tanh(x) \leq 1$ for all $x \in \mathbb{R}$. The inequality in the above display implies that regardless of the initialization θ^0 , we always have $\|\widetilde{M}_{n,d}(\theta)\|_2 \leq \sqrt{2/\pi}$, as claimed.

References

- [1] S. Balakrishnan, M. J. Wainwright, and B. Yu. Statistical guarantees for the EM algorithm: From population to sample-based analysis. *Annals of Statistics*, 45:77–120, 2017.
- [2] T. T. Cai, J. Ma, and L. Zhang. CHIME: Clustering of high-dimensional Gaussian mixtures with EM algorithm and its optimality. *Annals of Statistics*, To Appear.
- [3] H. Chen and J. Chen. Tests for homogeneity in normal mixtures in the presence of a structural parameter. *Statistica Sinica*, pages 351–365, 2003.
- [4] H. Chen, J. Chen, and J. D. Kalbfleisch. A modified likelihood ratio test for homogeneity in finite mixture models. *Journal of the Royal Statistical Society: Series B (Statistical Methodology)*, 63:19–29, 2001.
- [5] J. Chen. Optimal rate of convergence for finite mixture models. *Annals of Statistics*, 23(1):221–233, 1995.
- [6] J. Chen and P. Li. Hypothesis test for normal mixture models: The EM approach. *Annals of Statistics*, 37:2523–2542, 2009.
- [7] S. Chrétien and A. O. Hero. On EM algorithms and their proximal generalizations. *ESAIM: Probability and Statistics*, 12:308–326, 2008.
- [8] C. Daskalakis, C. Tzamos, and M. Zampetakis. Ten steps of EM suffice for mixtures of two Gaussians. In *Proceedings of the 2017 Conference on Learning Theory*, 2017.

- [9] A. P. Dempster, N. M. Laird, and D. B. Rubin. Maximum likelihood from incomplete data via the EM algorithm. *Journal of the Royal Statistical Society: Series B (Statistical Methodology)*, 39:1–38, 1997.
- [10] R. Dwivedi, N. Ho, K. Khamaru, M. J. Wainwright, M. I. Jordan, and B. Yu. Singularity, misspecification, and the convergence rate of EM. *arXiv preprint arXiv:1810.00828*, 2018.
- [11] B. Hao, W. Sun, Y. Liu, and G. Cheng. Simultaneous clustering and estimation of heterogeneous graphical models. *Journal of Machine Learning Research*, To Appear.
- [12] Z. V. Havre, N. White, J. Rousseau, and K. Mengersen. Overfitting Bayesian mixture models with an unknown number of components. *PLOS One*, 10, 2015.
- [13] P. Heinrich and J. Kahn. Strong identifiability and optimal minimax rates for finite mixture estimation. *Annals of Statistics*, 46:2844–2870, 2018.
- [14] N. Ho and X. Nguyen. Convergence rates of parameter estimation for some weakly identifiable finite mixtures. *Annals of Statistics*, 44:2726–2755, 2016.
- [15] H. Ishwaran, L. F. James, and J. Sun. Bayesian model selection in finite mixtures by marginal density decompositions. *Journal of the American Statistical Association*, 96:1316–1332, 2001.
- [16] M. I. Jordan and L. Xu. Convergence results for the EM approach to mixtures of experts architectures. *Neural Networks*, 8, 1995.
- [17] H. Kasahara and K. Shimotsu. Testing the number of components in normal mixture regression models. *Journal of the American Statistical Association*, 110(512):1632–1645, 2015.
- [18] M. Ledoux and M. Talagrand. *Probability in Banach Spaces: Isoperimetry and Processes*. Springer-Verlag, New York, NY, 1991.
- [19] J. Ma, L. Xu, and M. I. Jordan. Asymptotic convergence rate of the EM algorithm for Gaussian mixtures. *Neural Computation*, 12:2881–2907, 2000.
- [20] X. Nguyen. Convergence of latent mixing measures in finite and infinite mixture models. *Annals of Statistics*, 4(1):370–400, 2013.
- [21] K. Pearson. Contributions to the theory of mathematical evolution. *Philosophical Transactions of the Royal Society of London A*, 185:71–110, 1894.
- [22] R. A. Redner and H. F. Walker. Mixture densities, maximum likelihood and the EM algorithm. *SIAM review*, 26(2):195–239, 1984.
- [23] J. Rousseau and K. Mengersen. Asymptotic behaviour of the posterior distribution in overfitted mixture models. *Journal of the Royal Statistical Society: Series B (Statistical Methodology)*, 73:689–710, 2011.
- [24] P. Tseng. An analysis of the EM algorithm and entropy-like proximal point methods. *Mathematics of Operations Research*, 29(1):27–44, 2004.
- [25] A. W. van der Vaart and J. A. Wellner. *Weak Convergence and Empirical Processes: With Applications to Statistics*. Springer-Verlag, New York, NY, 2000.

- [26] Z. Wang, Q. Gu, Y. Ning, and H. Liu. High-dimensional expectation-maximization algorithm: Statistical optimization and asymptotic normality. In *Advances in Neural Information Processing Systems 28*, 2015.
- [27] C. F. J. Wu. On the convergence properties of the EM algorithm. *Annals of Statistics*, 11:95–103, 1983.
- [28] J. Xu, D. Hsu, and A. Maleki. Global analysis of expectation maximization for mixtures of two Gaussians. In *Advances in Neural Information Processing Systems 29*, 2016.
- [29] L. Xu and M. I. Jordan. On convergence properties of the EM algorithm for Gaussian mixtures. *Neural Computation*, 8:129–151, 1996.
- [30] B. Yan, M. Yin, and P. Sarkar. Convergence of gradient EM on multi-component mixture of Gaussians. In *Advances in Neural Information Processing Systems 30*, 2017.
- [31] X. Yi and C. Caramanis. Regularized EM algorithms: A unified framework and statistical guarantees. In *Advances in Neural Information Processing Systems 28*, 2015.
- [32] B. Yu. Assouad, Fano, and Le Cam. *Festschrift for Lucien Le Cam*, pages 423–435, 1997.
- [33] C. Zalinescu. On uniformly convex functions. *Journal of Mathematical Analysis and Applications*, 95(2):344–374, 1983.