

# Spectral Attention-Driven Intelligent Target Signal Identification on a Wideband Spectrum

Gihan Mendis\*, Jin Wei\*, Arjuna Madanayake<sup>†</sup> and Soumyajit Mandal<sup>‡</sup>

\*ECE Department

University of Akron

Akron, OH 44325

<sup>†</sup>ECE Department

Florida International University (FIU)

Miami, FL 33174

<sup>‡</sup>EECS Department

Case Western Reserve University

Cleveland, OH 44106

**Abstract**—This paper presents a spectral attention-driven reinforcement learning based intelligent method for effective and efficient detection of important signals in a wideband spectrum. In the work presented in this paper, it is assumed that the modulation technique used is available as a priori knowledge of the targeted important signal. The proposed spectral attention-driven intelligent method consists of two main components, a spectral correlation function (SCF) based spectral visualization scheme and a spectral attention-driven reinforcement learning mechanism that adaptively selects the spectrum range and implements the intelligent signal detection. Simulations illustrate that the proposed method can achieve high accuracy of signal detection while observation of spectrum is limited to few ranges via effectively selecting the spectrum ranges to be observed. Furthermore, the proposed spectral attention-driven machine learning method can lead to an efficient adaptive intelligent spectrum sensor designs in cognitive radio (CR) receivers.

## I. INTRODUCTION

Cognitive Radio (CR) was proposed as a solution for the problem of growing scarcity of electromagnetic spectrum for radio frequency (RF) communication and attracts interest in research community [1]–[3]. Receivers with intelligent spectrum sensing capabilities are required for CR systems. Furthermore, detecting available modulation scheme on a carrier channel is a crucial step for spectrum sensing which is an essential function of CR systems [4], [5]. Machine learning based methods are used in both wideband and narrowband spectrum sensing and other radio frequency signals related applications [6]–[8]. In our previous work, we utilized spectral correlation function (SCF) based feature visualization along with deep learning methods such as deep belief networks (DBNs), convolutional neural network (CNNs) for automatic modulation classifications considering narrowband signals [9]–[12]. A major challenge for machine learning based wideband spectrum sensing applications in CR is that feature visualization method such as SCF on the wideband can be computationally expensive. But most of the features are unnecessary information for targeted application and therefore, only add an overload to increase the cost of CR receiver without adding value. Mechanisms are required that can adaptively identify the crucial ranges of

the spectrum and the attention of further processing should be limited to the identified regions.

Attention-based machine learning methods are widely studied for applications in natural language processing (NLP) and machine vision. In [13], Chorowski *et al.* proposed an end-to-end trainable speech recognition architecture based on an attention mechanism which combined both content and location information. In [14], Bahdanau *et al.* proposed an end-to-end attention-based recurrent neural network (RNN) method for large vocabulary speech recognition. In [15], Yin *et al.* proposed an attention-based convolutional neural network in company with a RNN for modeling sentence pairs. In [16], Mnih *et al.* proposed an attention-based RNN model of visual attention, which was inspired by mechanisms of biological vision systems where visual information are selectively filtered according to an attention policy learned by past experience. In this work, we propose an attention-based RNN method for wideband spectrum sensing for CR. To the best of our knowledge, we are the first to propose attention-based deep learning method for applications in radio signal processing. This paper discusses a spectral attention-driven RNN based method for a wideband spectrum sensing application of target signal detection. We consider the modulation technique used as a know unique property of the target signal. SCF visualization is used on the spectrum ranges of attention to extract features useful for modulation detection.

The rest of the paper is organized as follows. The next section briefs the problem settings for the considered spectrum analysis and decision-making application of CR. Section III shows the details of the proposed method including SCF-based feature visualization and spectral attention-driven detection mechanism. The simulation results and the conclusions are presented in Sections IV and V, respectively.

## II. PROBLEM SETTING

Our work focuses on achieving assured situational awareness on a wideband spectrum, which can congested, by

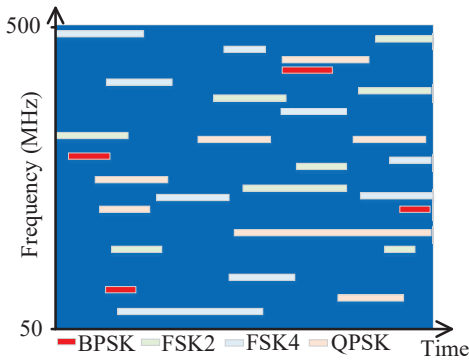


Fig. 1. Spectrum of with target signal along with other signals.

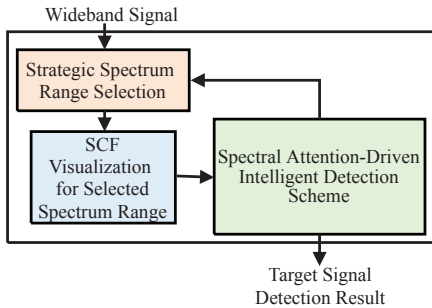


Fig. 2. Overview of the proposed method.

developing a spectral attention-driven reinforcement learning-enabled intelligent scheme for target signal detection. As the first step in this research, in the work presented in this paper we assume that we have some priori knowledge of the target signal such as the modulation scheme. While the receiver knows the modulation scheme of the target signal it does not know the carrier frequency. Additionally, there may exist frequency-hopping spread spectrum according to the situation of opportunistic channel selection of the CR transmitter.

As an example, consider the frequency-time spectrum of a wideband background signal that contains FSK2, FSK4, and QPSK-modulated signals within a random bandwidth ranging between 50 and 500 MHz. A BPSK-modulated target signal is added at random locations of the frequency-time spectrum on top of the background, as shown in Fig. 1. The objective of our work is to detect the presence of this target signal.

### III. PROPOSED METHOD

Figure 2 shows the overview of our proposed method. Assuming some priori knowledge of the target signal, including the modulation scheme, is available, we employ the spectral correlation function (SCF) to pre-process the received RF signals and to visualize observed the spectrum environment. The output of our SCF-based visualization method is a 2-D “image” that characterizes the features associated with all the received signals. It is clear that this 2-D “image” can has a large volume for the congested wideband spectrum analysis. Additionally, the features presented by the 2-D “image” do not have equal values for contributing to the target signal

detection. Therefore, to reduce the computational complexity and enable the real-time operation, we exploit reinforcement learning and deep learning techniques to develop a spectral attention-driven scheme that adaptively identify the critical features presented by the 2-D “image” and selectively integrate these critical features to achieve the signal detection. Furthermore, the identified critical features presented by the SCF-enabled spectrum visualization implies the strategic selection of spectrum range for the signal detection, which can lead to the adaptive CR receiver design.

#### A. SCF-based Feature Visualization

Cyclic auto-correlation function (CAF) is defined to quantify the amount of correlation between different frequency shifted versions of a given signal and represents the fundamental parameters of their second-order periodicity [1]. Letting  $T_0$  be the process period and  $\alpha = \frac{\hat{m}}{T_0}$  be the cyclic frequency that indicates the cyclic evolution of the waveforms, where  $\hat{m}$  is an integer, CAF can be calculated as following:

$$R_x^\alpha[l] = \left[ \lim_{N \rightarrow \infty} \frac{1}{2N+1} \sum_{n=-N}^N x[n]x^*[n-l]e^{-j2\pi\alpha n} \right] e^{-j\pi\alpha l} \quad (1)$$

where  $x[\cdot]$  denotes the modulated signal that is considered as cyclostationary process. Spectral correlation function (SCF) is formulated by implementing Fourier transform on  $R_x^\alpha$ :

$$S_x^\alpha[f] = \sum_{l=-\infty}^{\infty} R_x^\alpha[l]e^{-j2\pi fl} \quad (2)$$

where  $R_x^\alpha[l]$  is defined in Eq. (1), and  $f$  denotes the digital temporal frequency of the modulated signal. 2-D SCF pattern can be obtained by calculating Eq. (2) for different values of  $\alpha$  and  $f$ . For practical implementations, it is impossible to consider infinite number of samples, and thus we use considerably large number of samples. In our current implementations, time samples in a time window  $N$  in Eq. (1) is limited to 25600 and  $f$  in Eq. (2) is the digital frequency in the range of  $[-\pi, \pi]$  with the resolution of  $\pi/32$ .

The SCF patterns effectively embody the features of the associated cyclostationary properties even in the presence of high additive white Gaussian noise (AWGN). This is because AWGN is a stationary process, and thus there are no cyclostationary features in AWGN [17]. Figures 3-6 present the SCF patterns obtained for modulated signals with 5 dB SNR for BPSK, QPSK, 2FSK, and 4FSK modulation schemes, respectively. Figure 7 shows the top-views of the above SCF patterns, in which lighter color intensity represent higher value.

#### B. Spectral Attention-Driven Detection Mechanism

We exploit the reinforcement learning and deep learning techniques to develop a spectral attention-driven intelligent mechanism for detecting important signals on wideband spectrum. The overall structure of our mechanism is illustrated in Fig. 8. The signals received according to the selected spectrum are visualized via our SCF-based method. As illustrated in

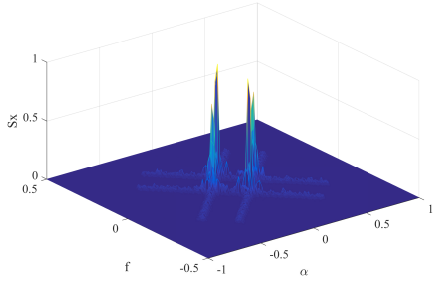


Fig. 3. SCF pattern of simulated BPSK modulated signal (SNR of the simulated signal is 5 dB).

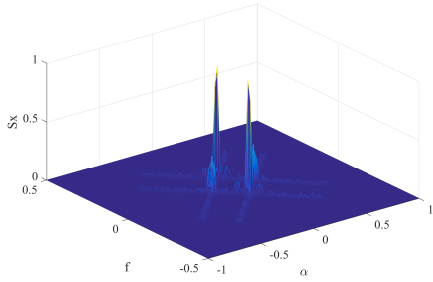


Fig. 4. SCF pattern of simulated QPSK modulated signal (SNR of the simulated signal is 5 dB).

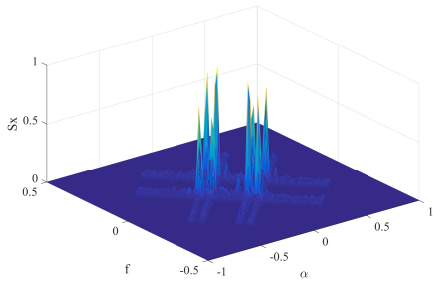


Fig. 5. SCF pattern of simulated 2-FSK modulated signal (SNR of the simulated signal is 5 dB).

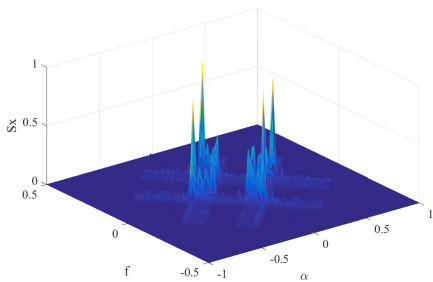


Fig. 6. SCF pattern of simulated 4-FSK modulated signal (SNR of the simulated signal is 5 dB).

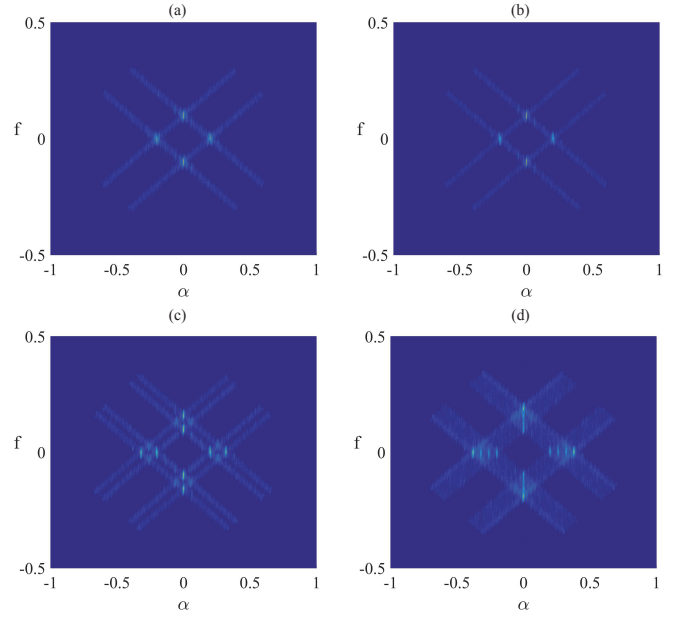


Fig. 7. Top view of the SCF patterns of (a) BPSK; (b) QPSK; (c) 2-FSK; and (d) 4-FSK modulation schemes.

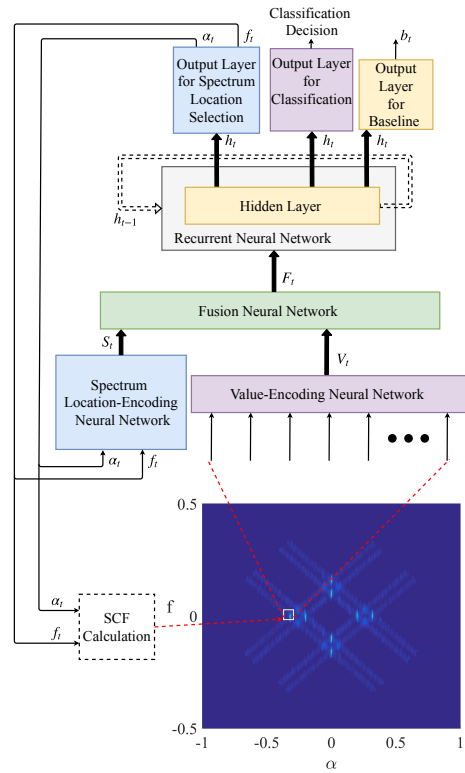


Fig. 8. Reinforcement learning based spectral attention-driven method.

Fig. 8, the output of the SCF-based method is only a small patch, which is defined by the center temporal frequency  $f_t$  and center cyclic frequency  $\alpha_t$ , of the 2-D “image” that is potentially generated using the signals received across the whole wideband spectrum. The selected spectrum is called spectral attention in our work and the decision on the spectral attention is made adaptively by using our spectral attention-driven method. In our spectral attention-driven method, the SCF-based visualization output of the signals observed in the previously selected spectrum is reshaped as a vector and fed into the value-encoding neural network that generates the encoded representation for value  $V_t$ . Spectrum location-encoding neural network generates the encoded representation  $S_t$  for the spectrum location  $\{f_t, \alpha_t\}$ . The fusion neural network is used to generate a fused representation  $F_t$  of  $V_t$  and  $S_t$ . A recurrent neural network (RNN) is designed to characterize temporal features embedded in  $F_t$ . In our current design, the RNN has one hidden layer that is denoted by  $h_t$  for time  $t$ . The hidden layer is generated via a neural network structure using the previous step value of hidden layer  $h_{t-1}$  and  $F_t$  as inputs. Additionally, the hidden layer  $h_t$  is considered as the input for 3 output layers for spectrum location selection, classification decision, and baseline  $b_t$ , which generate the spectrum location for the next step, binary detection decision, and baseline  $b_t$  for reinforcement learning based training of the neural network structure, respectively. Spectrum location and classification decision are sampled for  $T$  steps.

The neural network structure of the proposed spectral attention-driven method is trained using a policy gradient reinforcement learning (RL) based method. Two main components of RL are the agent and the environment. Main parameters that define these components are, states, actions, and rewards. The environment of the RL model can be in different states. The environment changes its state according to the action performed by the agent. The agent performs action according to a policy and receives a reward according to the state of the environment or according to the (state, action) pair. The policy of the agent creates a probability distribution over possible interaction sequences. The goal of RL is to find the optimum policy that maximizes the expectation of the total reward under this distribution [18]. In policy gradient based RL methods, this is achieved by iteratively updating the parameter that defines the policy. In our work, the main parameters of the RL are modeled as follows,

**States:** The hidden layer of the RNN  $h_t$  summarizes the information extracted from the history of past observations. We model the state of the hidden layer  $h_t$  as the state of the RL.

**Actions:** Two parameters of the proposed method are considered as actions in the RL model. Those are, the spectrum location  $\{f_t, \alpha_t\}$  and the binary detection decision outputs of the neural network structure.

**Rewards:** In our work, classification decision made after  $T$  steps is considered as important. In order to model this the cumulative reward  $R$  is calculated as  $R = \sum_{t=1}^T r_t$ , where  $r_t = 1$  if classification decision is correct at  $t = T$  and  $r_t = 0$

TABLE I  
PARAMETERS OF THE SPECTRAL ATTENTION-DRIVEN METHODS USED IN THE SIMULATIONS

Parameter	Vector Dimension
Input	16
Steps $T$	5
Encoding for value $V_t$	128
Encoding for spectrum location $S_t$	128
Fused representation $F_t$	256
Hidden layer $h_t$	256
Spectrum location output	2
Classification output	1

otherwise.

The total expected reward is given as following,

$$J(\theta) = \mathbb{E}_{\pi_{\theta}(s_{1:T})}[R] \quad (3)$$

where  $\pi_{\theta}$  is the policy of the agent and  $\theta$  represents policy parameters, which includes all the weight and bias variables of the neural network structure in Fig. 8.

Considering the problem as a partially observable Markov decision process (POMDP), the gradient of the total expected reward can be approximated as following,

$$\nabla_{\theta} J(\theta) \approx \frac{1}{M} \sum_{i=1}^M \sum_{t=1}^T \nabla_{\theta} \log \pi_{\theta}(a_t | s_{1:T}) (R_t^i - b_t) \quad (4)$$

where  $\pi_{\theta}$  is the current policy with parameter  $\theta$ ,  $b_t$  is a baseline obtained from the baseline output of the neural network structure in Fig. 8, and  $M$  is Monte Carlo sampling number.

A loss function  $L$  is defined considering reward maximization, regularization of above parameter  $b_t$  and reducing classification error. The gradient of this loss function  $L$  is calculated as following,

$$\nabla_{\theta} L = -\nabla_{\theta} J(\theta) + \nabla_{\theta} \left\{ \frac{1}{MT} \sum_{i=1}^M \sum_{t=1}^T (R_t^i - b_t)^2 + \frac{1}{M} \sum_{i=1}^M (y - \bar{y}) \right\} \quad (5)$$

where  $y$  is the actual label and  $\bar{y}$  is the predicted label in the  $T$ th step. Using the gradient calculated according to Eq. (5), the parameters  $\theta$  are updated iteratively with following gradient descent update rule,

$$\theta_{n+1} = \theta_n - \alpha \nabla_{\theta} L \quad (6)$$

where  $\alpha$  is the learning rate and  $n$  is the index of the training trial. After training, the network is expected to learn a policy to decide what  $T$  locations on the spectrum to look at to make a reliable classification decision at the step  $T$ . This will reduce the computation cost of calculating SCF on a wide bandwidth.

#### IV. SIMULATIONS AND RESULTS

In this section, we will evaluate our proposed spectral attention-driven signal detection mechanism by considering two scenarios. The parameters of our mechanism used for the simulations are stated in Table I.

In both scenarios, we consider detecting the important signal within 500 MHz spectrum that is divided into 64 bins

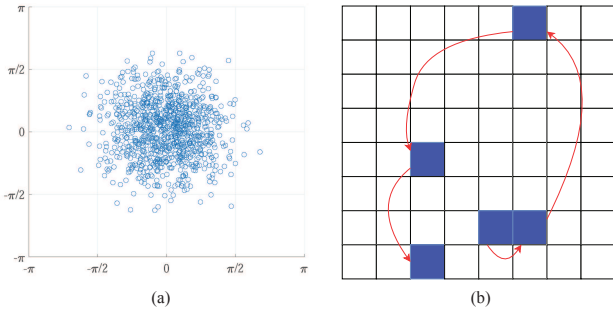


Fig. 9. (a) Scatter plot of center frequencies of all considered spectral attentions for classifying 200 observed signals; (b) Example of the reduced SCF pattern calculation for the proposed 5 step spectral attention-driven method, where blue color indicates the spectral attentions that SCF calculation are required and the arrows show the transitions of attention for the 5 steps.

for implementing our spectral attention-driven mechanism. Additionally, we assume the number of Steps ( $T$ ) for achieving adaptive decision making on spectral attention is 5 in both scenarios. In all the simulations, 800 received signals are simulated and used as training data. 200 signals are simulated and used as testing data. Furthermore, received signals are simulated by using MATLAB/Simulink, and spectral attention-driven machine learning method is implemented by using Python.

Figure 9(a) shows the scatter plots of center frequencies of all spectral attentions considered in a classification task with 97% accuracy that classifies 200 received signals with BPSK and 4FSK modulated signal on the 300 MHz carrier frequency. Spectral attention is randomly initialized with uniform distribution while training. The observed center frequencies of spectral attentions are loosely within the peaks of the SCF pattern. This verifies that the proposed method learns a strategy that considers the spectral properties of the observed signal. Figure 9(b) shows spectral attentions that require SCF calculation for a single trial of classification. The full grid represents the whole temporal and cyclic spectrum of SCF considered and the parts in blue are the spectral attentions where SCF values are used for the machine learning. Therefore, only 5/64 of SCF is needed to for the proposed attention based method, which is a large reduction in computation cost.

#### A. Scenario I

In this scenario, we assume that there is only one of the BPSK, QPSK, 2FSK, and 4FSK modulated signals is present at the receiver in the considered time window. The carrier of the modulated signal is randomly selected from 100 MHz, 200 MHz, 300 MHz, and 400 MHz. The goal is to detect the presence of the target BPSK modulated signal in the wideband spectrum of 0-500 MHz. Figure 10 shows the detection accuracies obtained from the proposed method when the target signal is in different carrier frequencies. For all considered carrier frequencies the detection accuracy remained above 93% for this scenario.



Fig. 10. Detection accuracy of the target BPSK signal in Scenario I.

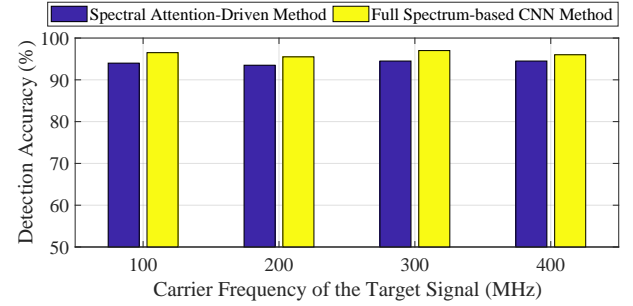


Fig. 11. Detection accuracy of the target BPSK signal in Scenario II.

#### B. Scenario II

In the Scenario II, we consider a background with one, two, or none of QPSK, 2FSK, 4FSK modulated signals. The target BPSK modulated signals are present in some of the received time windows. Similar to Scenario I, carriers of the modulated signals, including target and background signals, are randomly selected from 100 MHz, 200 MHz, 300 MHz, and 400 MHz. The goal is to detect the presence of the target BPSK modulated signal in the wideband spectrum. Figure 11 compares the detection accuracies obtained from the proposed spectral attention-driven method and full spectrum-based convolutional neural network (CNN) classifier. The CNN used contains 3 convolution layers. From Fig. 11, we can see that proposed method shows above 93% accuracy for all considered frequencies. Also, it is clear that the accuracies obtained from the proposed method are comparable with the full spectrum-based CNN method that uses full SCF pattern as input.

## V. CONCLUSIONS

In this paper, we present our research on developing a spectral attention-driven method for effectively detecting the important signals in a wideband spectrum. As the first step in this research direction, in the work proposed in this paper, we assume that some priori knowledge of the target signals, including the modulation techniques, is available for the detection. Our spectral attention-driven method proposed in this paper consists of two main components, a SCF-based spectral visualization scheme and a spectral attention-driven mechanism that adaptively selects the spectrum range and implements the intelligent signal detection. As illustrated in the

simulation, our proposed method can achieve high accuracy of signal detection via effectively selecting the spectrum range to be observed. Furthermore, with the spectral attention, our proposed method can lead to an adaptive CR receiver design.

#### REFERENCES

- [1] J. Mitola and G. Q. Maguire, "Cognitive radio: making software radios more personal," *IEEE personal communications*, vol. 6, no. 4, pp. 13–18, 1999.
- [2] J. Mitola, "Cognitive radio architecture evolution," *Proceedings of the IEEE*, vol. 97, no. 4, pp. 626–641, 2009.
- [3] S. Haykin *et al.*, "Cognitive radio: brain-empowered wireless communications," *IEEE journal on selected areas in communications*, vol. 23, no. 2, pp. 201–220, 2005.
- [4] W.-Y. Lee and I. F. Akyildiz, "Optimal spectrum sensing framework for cognitive radio networks," *IEEE Transactions on wireless communications*, vol. 7, no. 10, 2008.
- [5] C.-T. Chou, H. Kim, K. G. Shin *et al.*, "What and how much to gain by spectrum agility?" *IEEE Journal on Selected Areas in Communications*, vol. 25, no. 3, 2007.
- [6] V. Raj, I. Dias, T. Tholeti, and S. Kalyani, "Spectrum access in cognitive radio using a two-stage reinforcement learning approach," *IEEE Journal of Selected Topics in Signal Processing*, vol. 12, no. 1, pp. 20–34, 2018.
- [7] C. Jiang, H. Zhang, Y. Ren, Z. Han, K.-C. Chen, and L. Hanzo, "Machine learning paradigms for next-generation wireless networks," *IEEE Wireless Communications*, vol. 24, no. 2, pp. 98–105, 2017.
- [8] S. Machuzak and S. K. Jayaweera, "Reinforcement learning based anti-jamming with wideband autonomous cognitive radios," in *Communications in China (ICCC), 2016 IEEE/CIC International Conference on*. IEEE, 2016, pp. 1–5.
- [9] G. J. Mendis, J. Wei, and A. Madanayake, "Deep learning based radio-signal identification with hardware design," *IEEE Transactions on Aerospace and Electronic Systems*, 2019.
- [10] —, "Deep learning-based intelligent method for automatic modulation classification in cognitive radios," in *WinnComm 2017 Wireless Innovation Conference on Wireless Communications Technologies and Software Defined Radio*, 2018, pp. 30–36.
- [11] —, "Deep belief network for automated modulation classification in cognitive radio," in *Cognitive Communications for Aerospace Applications Workshop (CCAA), 2017*. IEEE, 2017, pp. 1–5.
- [12] —, "Deep learning-based automated modulation classification for cognitive radio," in *Communication Systems (ICCS), 2016 IEEE International Conference on*. IEEE, 2016, pp. 1–6.
- [13] J. K. Chorowski, D. Bahdanau, D. Serdyuk, K. Cho, and Y. Bengio, "Attention-based models for speech recognition," in *Advances in neural information processing systems*, 2015, pp. 577–585.
- [14] D. Bahdanau, J. Chorowski, D. Serdyuk, P. Brakel, and Y. Bengio, "End-to-end attention-based large vocabulary speech recognition," in *Acoustics, Speech and Signal Processing (ICASSP), 2016 IEEE International Conference on*. IEEE, 2016, pp. 4945–4949.
- [15] W. Yin, H. Schütze, B. Xiang, and B. Zhou, "Abcnn: Attention-based convolutional neural network for modeling sentence pairs," *Transactions of the Association for Computational Linguistics*, vol. 4, pp. 259–272, 2016.
- [16] V. Mnih, N. Heess, A. Graves *et al.*, "Recurrent models of visual attention," in *Advances in neural information processing systems*, 2014, pp. 2204–2212.
- [17] W. A. Gardner, A. Napolitano, and L. Paura, "Cyclostationarity: Half a century of research," *Signal processing*, vol. 86, no. 4, pp. 639–697, 2006.
- [18] R. S. Sutton and A. G. Barto, *Reinforcement learning: An introduction*. MIT press, 2018.