
CONLEY INDEX METHODS DETECTING BIFURCATIONS IN A MODIFIED VAN DER POL OSCILLATOR APPEARING IN HEART ACTION MODELS

A PREPRINT

Ibrahim Jawarneh

Department of Mathematics
Al-Hussein Bin Talal University
Ma'an, P.O. Box (20), 71111, Jordan
ibrahim.a.jawarneh@ahu.edu.jo

Ross Staffeldt

Department of Mathematical Sciences
New Mexico State University
Las Cruces, NM 88003, USA
ross@nmsu.edu

November 8, 2021

ABSTRACT

In this paper, a modified van der Pol oscillator equation is considered which appears in several heart action models. We study its global dynamics and verify many interesting bifurcations such as a Hopf bifurcation, a heteroclinic saddle connection, and a homoclinic saddle connection. Some of these bifurcations are detected by using Conley index methods. We demonstrate how the study of connection matrices and transition matrices shows how to select interesting parameter values for simulations.

Keywords Conley index and connection matrices · Hopf bifurcation · heteroclinic saddle connection · homoclinic saddle connection · modified van der Pol oscillator · heart action models.

1 Introduction

The conducting system of the human heart contains a sino-atrial node (SA), an atrio-ventricular node (AV), and the His-Purkinje system [1]. Since these elements exhibit oscillatory behaviour, they can be modeled as nonlinear oscillators [2]. This approach is not suitable for the investigation of the cardiac conducting system at a cellular level, but it allows a global analysis of heartbeat dynamics by investigating interactions between the elements of the system.

Several models of the cardiac pacemaker are based on the relaxation van der Pol oscillator [3], given by

$$\frac{d^2x}{dt^2} + \alpha(x^2 - 1)\frac{dx}{dt} + \omega^2x = 0, \quad (1)$$

where α is the damping constant and ω is the frequency. Since the work of van der Pol and van der Mark [3], other models have been proposed based on relaxation oscillators [4, 5, 6], and mainly focused on the interaction between AV and SA nodes. Although they provide many interesting results, these models are not able to reproduce some important features of real cardiac action potentials. For this reason a modified van der Pol oscillator is proposed in [7] which focused on the synchronization of oscillators. In this oscillator the harmonic force ω^2x has been replaced by a cubic Duffing term, and is given by

$$\frac{d^2x}{dt^2} + \alpha(x^2 - \theta)\frac{dx}{dt} + \frac{x(x+d)(x+2d)}{d^2} = 0, \quad d, \theta, \alpha > 0, \quad \theta < d. \quad (2)$$

This equation has an unstable focus at $x = 0$, a saddle at $x = -d$, and a stable node at $x = -2d$. Although the system undergoes a global homoclinic bifurcation for values of θ high enough, the distance between the saddle and the node cannot be changed.

In [8] a model has been developed which is more physiologically accurate, and thus can be used as a basis for further investigation of the dynamics of the heartbeat. This model is based on a modified van der Pol oscillator (2) by introducing a new parameter e as follows:

$$\frac{d^2x}{dt^2} + \alpha(x^2 - \theta)\frac{dx}{dt} + \frac{x(x+d)(x+e)}{de} = 0, \quad d, e, \theta, \alpha > 0, \quad \theta < d. \quad (3)$$

This modification does not change the qualitative structure of the phase space of the system. The change of parameter e results in a change of the depolarization period. When the nodal point approaches the saddle, then the trajectory tends to spend more time in the vicinity of the saddle, and vice versa. When the node is moved away from the saddle, the intervals between action potentials become shorter. Varying the parameter α slightly impacts the period of oscillations by a small amount, and varying α over a wide range also changes the shape of the oscillations. We take $\alpha = 1$ to make our work with the equilibria easier.

We extend the range of the parameters d, e and θ to get interesting qualitative results, e.g., Hopf bifurcations, and to use Conley index methods to detect heteroclinic saddle connections and homoclinic saddle connections.

In this paper we consider system (3) with $\alpha = 1$, $\theta \in \mathbb{R}$, $d, e \in \mathbb{R} \setminus \{0\}$ where $|d| \leq |e|$, and $d \neq e$ as we aim to get three distinct equilibrium points. Then our new modified van der Pol oscillator equation is

$$\frac{d^2x}{dt^2} + (x^2 - \theta)\frac{dx}{dt} + \frac{x(x+d)(x+e)}{de} = 0. \quad (4)$$

Equation (4) can be written as a first order system

$$\begin{aligned} \frac{dx}{dt} &= y, \\ \frac{dy}{dt} &= -(x^2 - \theta)y - \frac{x(x+d)(x+e)}{de}. \end{aligned} \quad (5)$$

This paper is organized as follows: In the next section, we study the stability of the equilibria of system (5). In section 3 we recall the Coley index theory, connection matrices, transition matrices and some related corollaries and theorems. Section 4 deals with bifurcations of the model through the cases of the condition $|d| \leq |e|$ with $d \neq e$. Numerical examples of the model are provided explaining prospective bifurcations like heteroclinic saddle connections and homoclinic saddle connections. Then methods using the Conley index are applied to detect the bifurcations.

2 Steady states and their stability

To study the stability of the equilibria of system (5), note that its Jacobian matrix takes the form

$$J = \begin{bmatrix} 0 & 1 \\ -2xy - \frac{1}{de}((x+d)(x+e) + x(x+e) + x(x+d)) & (\theta - x^2) \end{bmatrix}. \quad (6)$$

The equilibria of system (5) are solutions of the equations

$$0 = y, \quad (7)$$

$$0 = -(x^2 - \theta)y - \frac{x(x+d)(x+e)}{de}, \quad (8)$$

and are given by $E_0 = (0, 0)$, $E_1 = (-d, 0)$, and $E_2 = (-e, 0)$.

We first consider the stability E_0 . We will require the following theorem, which gives a Lyapunov test for a weak sink or source in a Hopf bifurcation and determines the stability of the system at particular values of θ .

Theorem 2.1 (Theorem 9.2.3, [9]). *If $X' = f_\alpha(X)$ is a one-parameter family of differential equations in the plane such that for $\alpha = \alpha_0$ the equations can be written*

$$\begin{aligned} x' &= y + \mu_{2,0}x^2 + \mu_{1,1}xy + \mu_{0,2}y^2 + \mu_{3,0}x^3 + \mu_{2,1}x^2y + \mu_{1,2}xy^2 + \\ &\quad \mu_{0,3}y^3 + \cdots, \\ y' &= -x + \nu_{2,0}x^2 + \nu_{1,1}xy + \nu_{0,2}y^2 + \nu_{3,0}x^3 + \nu_{2,1}x^2y + \nu_{1,2}xy^2 + \\ &\quad \nu_{0,3}y^3 + \cdots, \end{aligned}$$

define the Lyapunov coefficient

$$L \equiv 3\mu_{3,0} + \mu_{1,2} + \nu_{2,1} + 3\nu_{0,3} - \mu_{2,0}\mu_{1,1} + \nu_{1,1}\nu_{0,2} - 2\mu_{0,2}\nu_{0,2} - \mu_{0,2}\mu_{1,1} + 2\mu_{2,0}\nu_{2,0} + \nu_{1,1}\nu_{2,0}. \quad (9)$$

The sign of L determines behavior of solutions near the equilibrium at the origin.

1. If L is positive, the origin is a weak source for $\alpha = \alpha_0$, and if L is negative, the origin is a weak sink. If L is zero, you cannot tell.
2. If $L > 0$, the differential equation will have an unstable limit cycle for all values of α near α_0 for which the origin is a sink, and if $L < 0$, it will have a stable limit cycle for all values of α near α_0 for which the origin is a source. \square

The Jacobian matrix evaluated at the equilibrium point $E_0 = (0, 0)$ is

$$J(E_0) = \begin{bmatrix} 0 & 1 \\ -1 & \theta \end{bmatrix}. \quad (10)$$

We summarize the stability of E_0 in the following theorem.

Theorem 2.2. *The equilibrium point $E_0 = (0, 0)$ is unstable if $\theta > 0$, and stable if $\theta \leq 0$. Moreover, there is a stable limit cycle for all values of θ near $\theta = 0$ for which the equilibrium point $E_0 = (0, 0)$ is a source.*

Proof. From the Jacobian matrix (10), the eigenvalues of $J(E_0)$ are

$$\lambda_{1,2} = \frac{\theta \pm \sqrt{\theta^2 - 4}}{2}. \quad (11)$$

Notice that the eigenvalues of the equilibrium point $E_0 = (0, 0)$ depend only on the parameter θ . When $\theta < 0$, the real parts of the eigenvalues are negative, so E_0 is stable. Similarly, when $\theta > 0$, the real parts of the eigenvalues are positive, and E_0 is unstable.

For $\theta = 0$, we apply theorem 2.1. System (5) can be written as

$$\begin{aligned} \frac{dx}{dt} &= y, \\ \frac{dy}{dt} &= -x - \frac{(d+e)x^2}{de} - \frac{x^3}{de} - x^2y. \end{aligned} \quad (12)$$

and we find the Lyapunov coefficient provided by theorem 2.1 is $L = -1 < 0$. This tells us that E_0 is a weak sink for $\theta = 0$, so it is stable. Moreover, the system (5) will have a stable limit cycle for all values of θ near $\theta = 0$ for which E_0 is a source. \square

We summarize the stability of $E_1 = (-d, 0)$ in the following theorem.

Theorem 2.3. *If $\theta - d^2 \neq 0$, then the equilibrium point $E_1 = (-d, 0)$ is a saddle.*

Proof. The Jacobian matrix evaluated at $E_1 = (-d, 0)$ is

$$J(E_1) = \begin{bmatrix} 0 & 1 \\ (e-d)/e & \theta - d^2 \end{bmatrix}, \quad (13)$$

and so the eigenvalues of $J(E_1)$ are

$$\lambda_{1,2} = \frac{(\theta - d^2) \pm \sqrt{(\theta - d^2)^2 + 4(1 - (d/e))}}{2}. \quad (14)$$

Since in system (5) we considered $|d| \leq |e|$ and $d \neq e$, we get $-|d|/|e| \geq -1$, so $(1 - d/e) \geq (1 - |d|/|e|) \geq 0$. Then the term $4(1 - (d/e)) > 0$, which implies

$$\sqrt{(\theta - d^2)^2 + 4(1 - (d/e))} > |\theta - d^2| \geq 0.$$

So the smaller eigenvalue

$$\lambda_1 = \frac{(\theta - d^2) - \sqrt{(\theta - d^2)^2 + 4(1 - (d/e))}}{2} < \frac{(\theta - d^2) - |\theta - d^2|}{2} \leq 0. \quad (15)$$

Since the larger eigenvalue is always positive, the equilibrium point $E_1 = (-d, 0)$ is a saddle. \square

Finally, We summarize the stability of E_2 in the following theorem.

Theorem 2.4. *If $\theta - e^2 \neq 0$, then the equilibrium point $E_2 = (-e, 0)$ is*

1. *a saddle, if d and e have different signs.*
2. *stable, if d and e have the same sign with $\theta - e^2 < 0$.*
3. *unstable, if d and e have the same sign with $\theta - e^2 > 0$.*

Proof. The Jacobian matrix evaluated at $E_2 = (-e, 0)$ is

$$J(E_2) = \begin{bmatrix} 0 & 1 \\ (d-e)/d & \theta - e^2 \end{bmatrix}. \quad (16)$$

Thus the eigenvalues of $J(E_2)$ are

$$\lambda_{1,2} = \frac{(\theta - e^2) \pm \sqrt{(\theta - e^2)^2 + 4(1 - (e/d))}}{2}. \quad (17)$$

As $|d| \leq |e|$ and $d \neq e$, we have three cases:

First, if d and e have different signs, $4(1 - (e/d)) > 0$. Then the term

$$\sqrt{(\theta - e^2)^2 + 4(1 - (e/d))} > |\theta - e^2| > 0.$$

The smaller eigenvalue

$$\lambda_1 = \frac{(\theta - e^2) - \sqrt{(\theta - e^2)^2 + 4(1 - (e/d))}}{2} < \frac{(\theta - e^2) - |\theta - e^2|}{2} \leq 0. \quad (18)$$

Since larger eigenvalue is always positive, the equilibrium point $E_2 = (-e, 0)$ is a saddle.

When d and e have the same sign the term $4(1 - (e/d)) < 0$ so the other two cases are happened as follows:

For $\theta - e^2 < 0$, the real parts of the eigenvalues are negative. Thus, the equilibrium point $E_2 = (-e, 0)$ is stable. If $\theta - e^2 > 0$ then the real parts of the eigenvalues are positive. Therefore, the equilibrium point $E_2 = (-e, 0)$ is unstable. \square

3 Conley index methods

In this section we state basic definitions and theorems that are related to the connection matrices and methods of Conley index to detect some interesting bifurcations like heteroclinic saddle connection and homoclinic saddle connection. For a more complete discussion of connection matrices and the Conley index the reader is referred to [10, 11, 12, 13, 14, 15, 16, 17].

Throughout this paper, S will always denote an isolated invariant set and the homological Conley index of S , $CH_q(S)$, is the relative homology $H_q(N, L)$, where q is a homology index, (N, L) is an index pair of S where $L \subset N \subset \mathbb{R}^n$, such that

1. $S = \text{Inv}(\overline{N \setminus L})$, and $\overline{N \setminus L}$ is an isolating neighborhood of S in X ;
2. L is positively invariant in N ; that is, given $x \in L$ and $\varphi(x, [0, t]) \subset N$, then $\varphi(x, [0, t]) \subset L$;
3. L is an exit set for N ; that is given $x \in N$ and $t_1 > 0$ such that $\varphi(x, t_1) \notin N$, then there exists $t_0 \in [0, t_1]$ such that $\varphi(x, [0, t_0]) \subset N$ and $\varphi(x, t_0) \in L$.

The homotopical Conley index of S , $h(S)$, is defined as the pointed homotopy type of the quotient space N/L . Some necessary features of the Conley index are listed in the following theorems.

Theorem 3.1 (Theorem 3.13, [18]). *Let p be a hyperbolic equilibrium point with an unstable manifold of dimension n . Then*

$$CH_i(p) \cong \begin{cases} \mathbb{Z}_2, & \text{if } i = n, \\ 0, & \text{otherwise.} \end{cases} \quad \square$$

The following result provides a necessary condition for asymptotic stability of an equilibrium point by using the Conley index.

Theorem 3.2 (Theorem 9, [19]). *(Conley Index Condition for Equilibria). Let p be an asymptotically stable then*

$$CH_i(p) \cong \begin{cases} \mathbb{Z}_2, & \text{if } i = 0, \\ 0, & \text{otherwise.} \end{cases} \quad \square$$

If there exists $i \geq 1$ such that $CH_i(p) \cong \mathbb{Z}_2$ then p cannot be asymptotically stable. The following corollary can be used to compute the Conley index of an hyperbolic equilibrium.

Corollary 3.3 (Corollary 10, [19]). *Let p be a hyperbolic equilibrium point and let $\{\lambda_j\}_{1 \leq j \leq n}$ be the eigenvalues of the Jacobian matrix at p such that $\text{Re}(\lambda_q) > 0$ for all $1 \leq q \leq k \leq n$ then*

$$CH_i(p) \cong \begin{cases} \mathbb{Z}_2, & \text{if } i = k, \\ 0, & \text{otherwise.} \end{cases} \quad \square$$

The Conley index of the periodic orbit is given in the following corollaries.

Corollary 3.4 (Corollary 3.17, [18]). *Let S be a hyperbolic invariant set that is diffeomorphic to a circle. Assume that S has an oriented unstable manifold of dimension $n + 1$. Then*

$$CH_i(S) \cong \begin{cases} \mathbb{Z}_2, & \text{if } i = n, n + 1, \\ 0, & \text{otherwise.} \end{cases} \quad \square$$

Corollary 3.5. *If \mathcal{O} is an asymptotically stable periodic orbit then*

$$CH_i(\mathcal{O}) \cong \begin{cases} \mathbb{Z}_2, & \text{if } i = 0, 1, \\ 0, & \text{otherwise.} \end{cases} \quad \square$$

If S_1 and S_2 are isolated invariant sets, then we define the set of connecting orbits from S_2 to S_1 as

$$C(S_2, S_1; S) := \{x \in S \mid \omega(x) \subset S_1 \text{ and } \alpha(x) \subset S_2\}, \quad (19)$$

where $\omega(x)$ and $\alpha(x)$ denote the omega and alpha limit sets of x , respectively.

A *partial order* on a set \mathcal{P} is a relation $<$ on \mathcal{P} that satisfies:

1. $\pi < \pi$ never holds for $\pi \in \mathcal{P}$;
2. if $\pi < \pi'$ and $\pi' < \pi''$ then $\pi < \pi''$.

A subset $I \subset \mathcal{P}$ is called an *interval* if $\pi < \pi'' < \pi'$ with $\pi, \pi' \in I$ implies $\pi'' \in I$. The set of intervals in $<$ is denoted $I(<)$.

An interval $I \in I(<)$ is called an *attracting interval* if $\pi \in I$ and $\pi' < \pi$ imply $\pi' \in I$. The set of attracting intervals in $<$ is denoted $A(<)$.

Points $\pi, \pi' \in \mathcal{P}$ are called *adjacent* if $\{\pi, \pi'\} \in I(<)$, i.e., $\{\pi, \pi'\}$ or $\{\pi', \pi\}$ is an interval in \mathcal{P} .

Definition 3.6. Let S be a compact invariant set (not necessarily isolated). A $(<)$ -ordered *Morse decomposition* of S is a collection $M(S) = \{M(p) \mid p \in \mathcal{P}\}$ of mutually disjoint compact invariant subsets of S such that if $x \in S \setminus \bigcup_{p \in \mathcal{P}} M(p)$,

then there exist $q < p$ ($p, q \in \mathcal{P}$) with $\omega(x) \subset M(q)$ and $\alpha(x) \subset M(p)$, i.e., $x \in C(M(p), M(q))$.

In general, any ordering on \mathcal{P} satisfying the above property is called *admissible* (for the flow). The invariant sets, $M(p)$, are called *Morse sets*. Moreover, if S is isolated, then each $M(p)$ is also isolated.

For each $I \in I(<)$, let

$$M(I) = \left(\bigcup_{\pi \in I} M(\pi) \right) \cup \left(\bigcup_{\pi, \pi' \in I} C(M(\pi'), M(\pi)) \right).$$

We call $M(I)$ a *Morse set* of the admissible ordering $<$ of M . The collection $\{M(I) \mid I \in I(<)\}$ of Morse sets of the admissible ordering $<$ is denoted by $MS(<)$. If $I \in A(<)$, then $M(I)$ is an attractor in S , and $M(\mathcal{P} \setminus I)$ is its

dual repeller. Since $M(I)$ is isolated invariant set, $h(M(I))$ is defined. Let $CH_q(I) = CH_q(h(M(I)); \mathbb{Z}_2)$ be the singular homology of the pointed space $h(M(I))$. In particular, given $p \in \mathcal{P}$, $CH_q(p) = CH_q(h(M(p)); \mathbb{Z}_2)$. If the collection of invariant sets $\{M(p) \mid p \in (\mathcal{P}, <)\}$ is a Morse decomposition of S with admissible ordering $<$, then an associated connection matrix is a linear map

$$\Delta : \bigoplus_{p \in \mathcal{P}} CH_*(M(p)) \rightarrow \bigoplus_{p \in \mathcal{P}} CH_*(M(p)),$$

where $\Delta(p, q) : CH_*(M(q)) \rightarrow CH_*(M(p))$ is the corresponding (p, q) -component of Δ such that the following conditions are satisfied:

1. Δ is strictly upper triangular, so that if $\Delta(p, q) \neq 0$ implies $p < q$.
2. Δ is a boundary map if each $\Delta(p, q)$ is of degree -1 and $\Delta^2 = 0$.
3. For every interval I , $CH_*(M(I)) \cong \frac{Ker \Delta(I)}{Im \Delta(I)}$.

The most important properties of the connection matrices are stated in the following theorems.

Theorem 3.7 (Proposition 5.3, [13]). *If $\{\pi, \pi'\} \in I(<)$ and $\Delta(\pi, \pi') \neq 0$, then $C(M(\pi'), M(\pi)) \neq \emptyset$.* □

The following theorem helps us to determine if the boundary map between the Conley invariants of two Morse sets is isomorphism or zero.

Theorem 3.8 (Compare theorem 3.4, [20]). *Let $M(S) = \{M(1), M(0) \mid 1 > 0\}$ be a Morse decomposition consisting of hyperbolic critical points. Let $C(M(1), M(0))$ consist of exactly k heteroclinic orbits which arise as the transverse intersection of the stable and unstable manifolds of $M(0)$ and $M(1)$, respectively. Then $\Delta(1, 0) = k \pmod{2}$.* □

As we are interested in studying a parametrized family of differential equations, we need to know how connection matrices at different parameter values are related. This is the purpose of the following theorem.

Theorem 3.9 ([21]). *Let $S(\theta)$ be isolated invariant sets related by continuation for all parameter values θ . If $\Delta(\theta)$ and $\Delta(\theta')$ are connection matrices for Morse decompositions of $S(\theta)$ and $S(\theta')$ respectively, then there exists a matrix, T , consisting of degree 0 maps such that*

$$\Delta(\theta)T + T\Delta(\theta') = 0. \tag{20}$$

The matrix T is called a transition matrix and its entries give information about the existence of connecting orbits for the parameter values between θ and θ' .

Because we are interested in heteroclinic and homoclinic saddle connections, the basic results of how we can detect them may be summarized as follows.

- **Heteroclinic Connections:** If the transition matrix entry $T(M_\pi^0, M_\rho^1)$ is a non-zero isomorphism, then there exists $\theta^* \in (\theta, \theta')$, such that $C(M_\rho^{\theta^*}, M_\pi^{\theta^*}) \neq \emptyset$, where M_π^0 is the Morse set at θ with a partial order $\pi \in \mathcal{P}$ and M_ρ^1 is the Morse set at θ' with a partial order $\rho \in \mathcal{P}'$. That is, there is a connection from $M_\rho^{\theta^*}$ to $M_\pi^{\theta^*}$, see corollary 5.8, [17] and theorem 3.13, [15].
- **Generalized Homoclinic Connections:** If there exists homology dimension q such that $T_q(M_\pi^0, M_\pi^1)$, is not an isomorphism, then $M_\pi^{\theta^*}$ is not a Morse set for some $\theta^* \in (\theta, \theta')$ and, when this occurs, then there exists a generalized homoclinic orbit to $M_\pi^{\theta^*}$, see corollary 4.4, [16].

4 Heteroclinic and homoclinic bifurcations and the Conley index

Many bifurcations of the system (5) will be verified in this section by Conley index methods. We use Maple to reveal these bifurcations by fixing the parameters d and e for different cases depending on the signs of d and e , then playing with the value of the parameter θ over particular intervals in \mathbb{R} . When we see a kind of bifurcation over a specific interval, we modify this interval to be smaller and smaller, and play with the parameter θ again over the new smaller interval to get θ_b , the value of θ before bifurcation, and θ_a , the value of θ after bifurcation. Then we define θ_* which is the value of θ at bifurcation. To construct connection matrices, we need the basic information stated in table 1.

We notice that when the parameters d and e are the same sign, there is a prospective homoclinic saddle connection at the equilibrium point $E_1 = (-d, 0)$, which results in the vanishing of the limit cycle around the origin. For example, consider system (5) with $d = 0.5$ and $e = 2$.

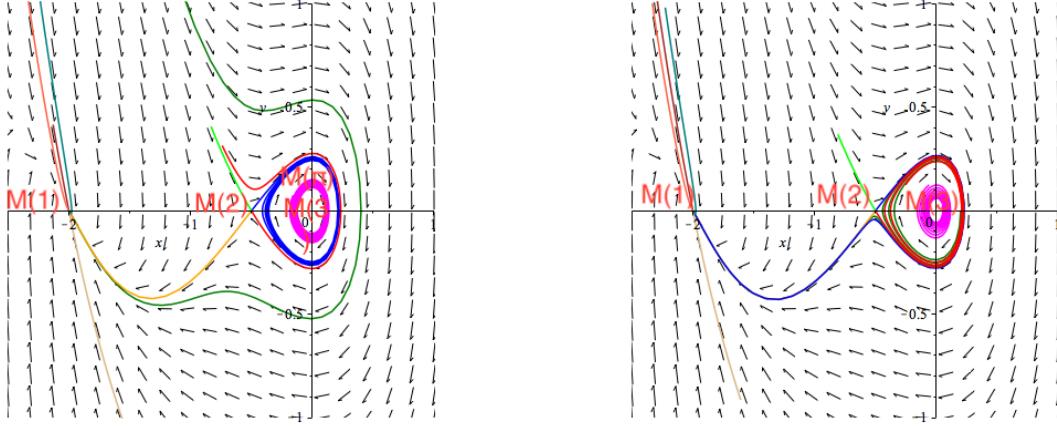
If p is a sink	$CH_q(p) = \mathbb{Z}_2$ if $q = 0$.
If p is a saddle in the plane	$CH_q(p) = \mathbb{Z}_2$ if $q = 1$
If p is a source in the plane	$CH_q(p) = \mathbb{Z}_2$ if $q = 2$
If \mathcal{O} is a stable limit cycle	$CH_q(\mathcal{O}) = \mathbb{Z}_2$ if $q = 0$ or 1

Table 1: Conley index of Morse sets related to the system 5

Example 4.1.

$$\begin{aligned} \frac{dx}{dt} &= y, \\ \frac{dy}{dt} &= -(x^2 - \theta)y - x(x + 0.5)(x + 2). \end{aligned} \quad (21)$$

Using Maple, we find that when θ moves from $\theta_b = 0.02$ to $\theta_a = 0.04$, we can expect a homoclinic saddle connection at the equilibrium point $E_1 = (-0.5, 0)$ that goes around the origin and back to E_1 , as illustrated in figure 1. The homoclinic bifurcation happens at $\theta = \theta_* \in (0.02, 0.04)$. Figure 1 represents the vector fields of the solutions of example 4.1 before and after the homoclinic saddle connection. In this example, the equilibrium point $E_0 = (0, 0)$ is a

Figure 1: Before and after a homoclinic bifurcation of $M(2)$: A cycle disappears

source and there is a stable limit cycle by theorem 2.2, the equilibrium point $E_1 = (-0.5, 0)$ is a saddle by theorem 2.3, and the equilibrium point $E_2 = (-2, 0)$ is stable by theorem 2.4.

To prove the existence of certain bifurcations we use the Conley index with \mathbb{Z}_2 coefficients, connection matrices, and transition matrices that are mentioned in the previous section. Also, all \mathbb{Z}_2 vector spaces are either 0 or of dimension 1. Between two \mathbb{Z}_2 vector spaces of dimension 1 there are only two linear maps—an isomorphism and zero.

Recall that the connection matrix Δ consists of degree -1 maps, and the transition matrix T consists of degree 0 maps.

The left graph in figure 1 represents the flow before the homoclinic bifurcation. Let S^0 be the compact invariant set in the graph consisting of the equilibria $(-2, 0)$, $(-0.5, 0)$, and $(0, 0)$, a stable limit cycle around the origin, the connection from $(-0.5, 0)$ to the limit cycle, the connection from $(-0.5, 0)$ to $(-2, 0)$, and the disc bounded by the cycle. Then, by definition 3.6, the ($<_0$ -ordered) Morse decomposition of S^0 is a collection $M(S^0) = \{M(p) \mid p \in \mathcal{P}_0 = \{1, 2, 3, \pi\}\}$ such that $M(1) = \{(-2, 0)\}$ which is stable, $M(2) = \{(-0.5, 0)\}$ which is a saddle, $M(\pi)$ which is the stable limit cycle, and $M(3) = \{(0, 0)\}$ which is a source, with flow ordering $M(1) <_0 M(2)$, $M(\pi) <_0 M(2)$, $M(\pi) <_0 M(3)$.

Let us represent $M(1)$ by 1, $M(2)$ by 2, $M(\pi)$ by π , $M(3)$ by 3, and $CH_q(-)$ by $H_q(-)$. Let Δ_0^0 be the connection matrix before homoclinic bifurcation with admissible ordering $<_0$. Let $H_q^0(k)$ be the Conley index of the Morse set $M(k)$ before the bifurcation such that $k \in \{1, 2, 3, \pi\}$ represents the Morse set $M(k)$ and the index $q \in \{0, 1, 2\}$ is the value where $H_q(k)$ equals \mathbb{Z}_2 . Referring to table 1 we have $H_q(1) = \mathbb{Z}_2$ if $q = 0$, $H_q(2) = \mathbb{Z}_2$ if $q = 1$, $H_q(\pi) = \mathbb{Z}_2$ if $q = 0, 1$, and $H_q(3) = \mathbb{Z}_2$ if $q = 2$. Denoting a connection orbit between corresponding Morse sets by \cong , the connection matrix Δ_0^0 can be represented as follows:

$$\Delta_0^0 = \begin{array}{c} H_0^0(1) \\ H_0^0(\pi) \\ H_1^0(\pi) \\ H_1^0(2) \\ H_2^0(3) \end{array} \begin{array}{ccccc} H_0^0(1) & H_0^0(\pi) & H_1^0(\pi) & H_1^0(2) & H_2^0(3) \\ \begin{pmatrix} 0 & 0 & 0 & \cong & 0 \\ 0 & 0 & 0 & \cong & 0 \\ 0 & 0 & 0 & 0 & \cong \\ 0 & 0 & 0 & 0 & 0 \\ 0 & 0 & 0 & 0 & 0 \end{pmatrix} \end{array}.$$

The right graph in figure 1 represents the flow after the homoclinic bifurcation. Let S^1 be the compact invariant set in the graph consisting of the equilibria $(-2, 0)$, $(-0.5, 0)$, and $(0, 0)$, the two connections from $(-0.5, 0)$ to $(-2, 0)$, and the connection from the origin to $(-0.5, 0)$. A ($<_1$ -ordered) Morse decomposition of S^1 is a collection $M(S^1) = \{M(p) \mid p \in \mathcal{P}_1 = \{1, 2, 3\}\}$ such that, $M(1) = \{(-2, 0)\}$ which is stable, $M(2) = \{(-0.5, 0)\}$ which is a saddle, and $M(3) = \{(0, 0)\}$ which is a source, with flow ordering $M(1) <_1 M(2)$, $M(2) <_1 M(3)$. As there are exactly two connection orbits from $M(2)$ to $M(1)$, $\Delta_1^1(2, 1) = 2 \bmod 2 = 0$ by corollary 3.8, where Δ_1^1 is a connection matrix after homoclinic bifurcation with admissible ordering $<_1$. Let $H_q^1(k)$ be the Conley index of the Morse set $M(k)$ after bifurcation such that $k \in \{1, 2, 3\}$ represents the Morse set $M(k)$ and the index $q \in \{0, 1, 2\}$ is the value where $H_q(k)$ equals \mathbb{Z}_2 . After the bifurcation, the stable limit cycle has disappeared, so we no longer have $M(\pi)$. The Conley indices of the Morse sets after bifurcation are still the same as before the bifurcation because there is no change in their stabilities. Then

$$\Delta_1^1 = \begin{array}{c} H_0^1(1) \\ H_1^1(2) \\ H_2^1(3) \end{array} \begin{array}{ccc} H_0^1(1) & H_1^1(2) & H_2^1(3) \\ \begin{pmatrix} 0 & 0 & 0 \\ 0 & 0 & \cong \\ 0 & 0 & 0 \end{pmatrix} \end{array}.$$

Let $T_{0,1}$ be the transition matrix for the flow in figure 1. Then

$$T_{0,1} = \begin{array}{c} H_0^0(1) \\ H_0^0(\pi) \\ H_1^0(\pi) \\ H_1^0(2) \\ H_2^0(3) \end{array} \begin{array}{ccc} H_0^1(1) & H_1^1(2) & H_2^1(3) \\ \begin{pmatrix} \cong & 0 & 0 \\ * & 0 & 0 \\ 0 & * & 0 \\ 0 & T(2, 2) & 0 \\ 0 & 0 & \cong \end{pmatrix} \end{array},$$

where $*$ denotes an undetermined entry. By (20) we have $\Delta_0^0 T_{0,1} \Delta_1^1 = 0$, which gives us

$$0 \cdot * + \cong \cdot T(2, 2) + \cong \cdot 0 = 0 \Rightarrow \cong \cdot T(2, 2) = 0 \Rightarrow T(2, 2) = 0.$$

Then there exists a $\theta_* \in (0.02, 0.04)$ such that there is a homoclinic orbit to $M(2)$ when $\theta = \theta_*$, by corollary 4.4, [16].

When the signs of the parameters d and e are different, there are two prospective heteroclinic saddle connections between the equilibrium points $E_1 = (-d, 0)$ and $E_2 = (-e, 0)$, and a homoclinic saddle connection at the equilibrium point $E_1 = (-d, 0)$ that goes around the origin. For example, consider system (5) with $d = -1$ and $e = 2$, then we get the following

Example 4.2.

$$\begin{aligned} \frac{dx}{dt} &= y, \\ \frac{dy}{dt} &= -(x^2 - \theta)y + \frac{1}{2}x(x-1)(x+2), \end{aligned} \tag{22}$$

The equilibrium point $E_1 = (1, 0)$ is a saddle by theorem 2.3, and the equilibrium point $E_2 = (-2, 0)$ is a saddle by theorem 2.4. Using Maple, we find that as θ moves from $\theta_{b_1} = -0.2$ to $\theta_{a_1} = -0.05$, we can expect a first heteroclinic saddle connection between the saddles $E_1 = (1, 0)$ and $E_2 = (-2, 0)$ with the upper half plane as illustrated in figure 2. The heteroclinic bifurcation happens at $\theta = \theta_{*1} \in (-0.2, -0.05)$. Notice that, the equilibrium point $E_0 = (0, 0)$ is stable by theorem 2.2 since $\theta < 0$.

The left graph in figure 2 represents the flow before the first heteroclinic bifurcation. Let S^2 be the compact invariant set in the graph consisting of the equilibria $(1, 0)$, $(-2, 0)$, and $(0, 0)$, the connection from $(1, 0)$ to the origin, and the connection from $(-2, 0)$ to the origin. A ($<_2$ -ordered) Morse decomposition of S^2 is a collection $M(S^2) = \{M(p) \mid p \in \mathcal{P}_2 = \{1, 2, 3\}\}$ such that $M(1) = \{(0, 0)\}$ which is stable, $M(2) = \{(1, 0)\}$ which is a saddle, and

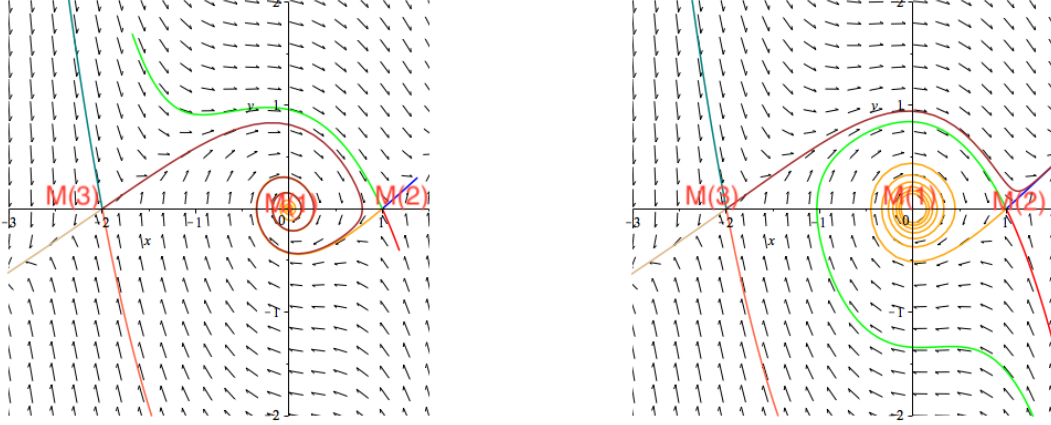


Figure 2: Before and after the first heteroclinic

$M(3) = \{(-2, 0)\}$ which is a saddle, with flow ordering $M(1) <_2 M(2)$ and $M(1) <_2 M(3)$. Let Δ_2^0 be the connection matrix before the first heteroclinic bifurcation with admissible ordering $<_2$. Then

$$\Delta_2^0 = \begin{array}{c} H_0^0(1) \\ H_1^0(2) \\ H_1^0(3) \end{array} \begin{pmatrix} H_0^0(1) & H_1^0(2) & H_1^0(3) \\ 0 & \cong & \cong \\ 0 & 0 & 0 \\ 0 & 0 & 0 \end{pmatrix}.$$

The right graph in figure 2 represents the flow after the first heteroclinic bifurcation. Let S^3 be the compact invariant set in the graph consisting of the equilibria $(1, 0)$, $(-2, 0)$, and the origin, and the connection from $(1, 0)$ to the origin. A $(<_3$ -ordered) Morse decomposition of S^3 is a collection $M(S^3) = \{M(p) \mid p \in \mathcal{P}_3 = \{1, 2, 3\}\}$ such that, $M(1) = \{(0, 0)\}$ which is stable, $M(2) = \{(1, 0)\}$ which is a saddle, and $M(3) = \{(-2, 0)\}$ which is a saddle, with flow ordering $M(1) <_3 M(2)$.

Let Δ_3^1 be the connection matrix after first heteroclinic bifurcation with admissible ordering $<_3$. The Conley index of the Morse sets after the bifurcation are still the same as before the bifurcation because there is no change on their stabilities. Then

$$\Delta_3^1 = \begin{array}{c} H_0^1(1) \\ H_1^1(2) \\ H_1^1(3) \end{array} \begin{pmatrix} H_0^1(1) & H_1^1(2) & H_1^1(3) \\ 0 & \cong & 0 \\ 0 & 0 & 0 \\ 0 & 0 & 0 \end{pmatrix}.$$

Let $T_{2,3}$ be the transition matrix for the flow in figure 2. Then

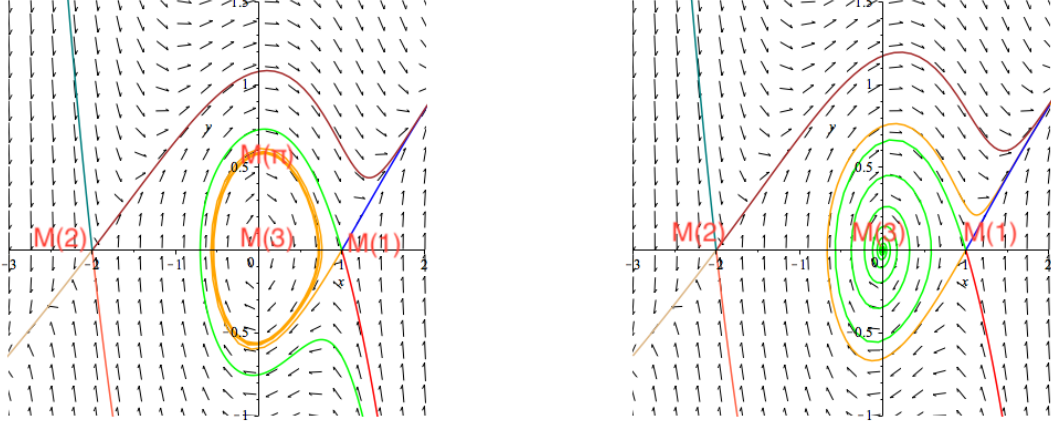
$$T_{2,3} = \begin{array}{c} H_0^0(1) \\ H_1^0(2) \\ H_1^0(3) \end{array} \begin{pmatrix} H_0^1(1) & H_1^1(2) & H_1^1(3) \\ \cong & 0 & 0 \\ 0 & \cong & T(2,3) \\ 0 & 0 & \cong \end{pmatrix}.$$

By (20) we have $\Delta_2^0 T_{2,3} + T_{2,3} \Delta_3^1 = 0$ which gives us

$$\cong \cdot T(2,3) + \cong \cdot \cong = 0 \Rightarrow T(2,3) = \cong$$

Then, by theorem 3.13, [15] we have $\partial(M(3), M(2)) \neq 0$, which implies to $C(M(3), M(2)) \neq \emptyset$. Therefore, the saddles are connected for some parameter value $\theta_{*1} \in (-0.2, -0.05)$.

The second bifurcation in this example is a homoclinic saddle connection at the equilibrium point $E_1 = (1, 0)$ when θ moves from $\theta_{b2} = 0.1$ to $\theta_{a2} = 0.2$, as is illustrated in figure 3. The homoclinic bifurcation happens at $\theta = \theta_{*2} \in (0.1, 0.2)$. In this case, the equilibrium point $E_0 = (0, 0)$ is unstable by theorem 2.2 since $\theta > 0$. The homoclinic saddle connection happened after breaking the stable limit cycle which we proved the existence of in theorem 2.2. Also, there is a bifurcation as θ passes from negative to positive where the equilibrium point E_0 is changed from unstable to stable.

Figure 3: Before and after a homoclinic bifurcation of $M(1)$: A cycle disappears

The left graph in the figure 3 represents the flow before the first heteroclinic bifurcation. Let S^4 be the compact invariant set in the graph consisting of the equilibria $(-2, 0)$, $(1, 0)$, and $(0, 0)$, a stable limit cycle around the origin, the connection from $(1, 0)$ to the limit cycle, and the disc bounded by the cycle. A $(<_4\text{-ordered})$ Morse decomposition of S^4 is a collection $M(S^4) = \{M(p) \mid p \in \mathcal{P}_4 = \{1, 2, 3, \pi\}\}$ such that $M(1) = \{(1, 0)\}$ is a saddle, $M(2) = \{(-2, 0)\}$ is a saddle, $M(3) = \{(0, 0)\}$ is a source, and $M(\pi)$ is stable limit cycle, with flow ordering $M(\pi) <_4 M(1)$ and $M(\pi) <_4 M(3)$.

Let Δ_4^0 be the connection matrix before homoclinic bifurcation with admissible ordering $<_4$, then

$$\Delta_4^0 = \begin{matrix} & H_0^0(\pi) & H_1^0(\pi) & H_1^0(1) & H_1^0(2) & H_2^0(3) \\ \begin{matrix} H_0^0(\pi) \\ H_1^0(\pi) \\ H_1^0(1) \\ H_1^0(2) \\ H_2^0(3) \end{matrix} & \begin{pmatrix} 0 & 0 & \cong & 0 & 0 \\ 0 & 0 & 0 & 0 & \cong \\ 0 & 0 & 0 & 0 & 0 \\ 0 & 0 & 0 & 0 & 0 \\ 0 & 0 & 0 & 0 & 0 \end{pmatrix} \end{matrix}.$$

The right graph in figure 3 represents the flow after the first heteroclinic bifurcation. Let S^5 be the compact invariant set in the graph consisting of the equilibria $(-2, 0)$, $(1, 0)$, and $(0, 0)$, as well as the connections from the origin to $(1, 0)$. A $(<_5\text{-ordered})$ Morse decomposition of S^5 is a collection $M(S^5) = \{M(p) \mid p \in \mathcal{P}_5 = \{1, 2, 3\}\}$ such that $M(1) = \{(1, 0)\}$ which is a saddle, $M(2) = \{(-2, 0)\}$ which is a saddle, and $M(3) = \{(0, 0)\}$ which is a source, with flow ordering $M(1) <_5 M(3)$.

Let Δ_5^1 be the connection matrix after homoclinic bifurcation with admissible ordering $<_5$, then

$$\Delta_5^1 = \begin{matrix} & H_1^1(1) & H_1^1(2) & H_2^1(3) \\ \begin{matrix} H_1^1(1) \\ H_1^1(2) \\ H_2^1(3) \end{matrix} & \begin{pmatrix} 0 & 0 & \cong \\ 0 & 0 & 0 \\ 0 & 0 & 0 \end{pmatrix} \end{matrix}.$$

Let $T_{4,5}$ be the transition matrix for the flow in figure 3. Then

$$T_{4,5} = \begin{matrix} & H_1^1(1) & H_1^1(2) & H_2^1(3) \\ \begin{matrix} H_0^0(\pi) \\ H_1^0(\pi) \\ H_1^0(1) \\ H_1^0(2) \\ H_2^0(3) \end{matrix} & \begin{pmatrix} 0 & 0 & 0 \\ * & * & 0 \\ T(1, 1) & * & 0 \\ * & \cong & 0 \\ 0 & 0 & \cong \end{pmatrix} \end{matrix}.$$

By (20) we have $\Delta_4^0 T_{4,5} + T_{4,5} \Delta_5^1 = 0$ which give us

$$\cong \cdot T(1, 1) = 0 \Rightarrow T(1, 1) = 0.$$

Then there exists $\theta_{*2} \in (0.1, 0.2)$ such that there exists a homoclinic orbit to $M(1)$ when $\theta = \theta_{*2}$, by corollary 4.4 [16].

Another bifurcation is the second heteroclinic saddle connection when θ moves from $\theta_{b_3} = 1.1$ to $\theta_{a_3} = 1.2$ between the saddles $E_1 = (1, 0)$ and $E_2 = (-2, 0)$ with the lower half plane as illustrated in figure 4. The heteroclinic bifurcation happens at $\theta = \theta_{*3} \in (1.1, 1.2)$. The equilibrium point $E_0 = (0, 0)$ is unstable by theorem 2.2 as $\theta > 0$.

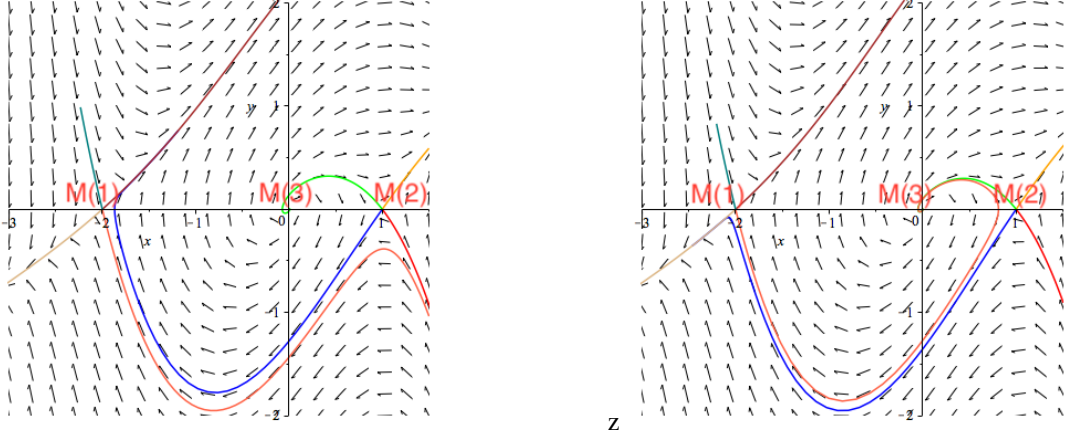


Figure 4: Before and after the second heteroclinic

The left graph in the figure 4 represents the flow before the first heteroclinic bifurcation. Let S^6 be the compact invariant set in the graph consisting of the equilibria $(1, 0)$, $(-2, 0)$, and $(0, 0)$, as well as the connection from $(1, 0)$ to the origin. A $(<_6\text{-ordered})$ Morse decomposition of S^6 is a collection $M(S^6) = \{M(p) \mid p \in \mathcal{P}_6 = \{1, 2, 3\}\}$ such that $M(1) = \{(-2, 0)\}$ which is a saddle, $M(2) = \{(1, 0)\}$ which is a saddle, and $M(3) = \{(0, 0)\}$ which is a source, with flow ordering $M(2) <_6 M(3)$.

Let Δ_6^0 be the connection matrix before the second heteroclinic bifurcation with admissible ordering $<_6$. Then

$$\Delta_6^0 = \begin{matrix} & \begin{matrix} H_1^0(1) & H_1^0(2) & H_2^0(3) \end{matrix} \\ \begin{matrix} H_1^0(1) \\ H_1^0(2) \\ H_2^0(3) \end{matrix} & \begin{pmatrix} 0 & 0 & 0 \\ 0 & 0 & \cong \\ 0 & 0 & 0 \end{pmatrix} \end{matrix}.$$

The right graph in figure 4 represents the flow after the first heteroclinic bifurcation. Let S^7 be the compact invariant set in the graph consisting of the equilibria $(1, 0)$, $(-2, 0)$, and the origin, the connection from $(1, 0)$ to the origin, and the connection from $(-2, 0)$ to the origin. A $(<_7\text{-ordered})$ Morse decomposition of S^7 is a collection $M(S^7) = \{M(p) \mid p \in \mathcal{P}_7 = \{1, 2, 3\}\}$ such that $M(1) = \{(-2, 0)\}$ is a saddle, $M(2) = \{(1, 0)\}$ is a saddle, and $M(3) = \{(0, 0)\}$ is a source, with flow ordering $M(1) <_7 M(3)$ and $M(2) <_7 M(3)$.

Let Δ_7^1 be the connection matrix after second heteroclinic bifurcation with admissible ordering $<_7$, then

$$\Delta_7^1 = \begin{matrix} & \begin{matrix} H_1^1(1) & H_1^1(2) & H_2^1(3) \end{matrix} \\ \begin{matrix} H_1^1(1) \\ H_1^1(2) \\ H_2^1(3) \end{matrix} & \begin{pmatrix} 0 & 0 & \cong \\ 0 & 0 & \cong \\ 0 & 0 & 0 \end{pmatrix} \end{matrix}.$$

Let $T_{6,7}$ be the transition matrix for the flow in figure 4. Then

$$T_{6,7} = \begin{matrix} & \begin{matrix} H_1^1(1) & H_1^1(2) & H_2^1(3) \end{matrix} \\ \begin{matrix} H_1^0(1) \\ H_1^0(2) \\ H_2^0(3) \end{matrix} & \begin{pmatrix} \cong & T(1,2) & 0 \\ 0 & \cong & 0 \\ 0 & 0 & \cong \end{pmatrix} \end{matrix}.$$

By (20) we have $\Delta_6^0 T_{6,7} + T_{6,7} \Delta_7^1 = 0$ which gives us

$$\cong \cdot T(1,2) + \cong \cdot \cong = 0, \Rightarrow T(1,2) = \cong.$$

Then by theorem 3.13 [15] we have $\partial(M(2), M(1)) \neq 0$, which implies to $C(M(2), M(1),) \neq \emptyset$. Therefore, the saddles are connected for some parameter value $\theta_{*3} \in (1.1, 1.2)$.

References

- [1] Johnson, L. Essential Medical Physiology. In *Lippincott Williams and Wilkins, London* 1997.
- [2] Bub, Gil and Glass, Leon. Bifurcations in a discontinuous circle map: a theory for a chaotic cardiac arrhythmia. In *Internat. J. Bifur. Chaos Appl. Sci. Engrg.* pages 359–371. Volume 5, 1995.
- [3] B. van der Pol and J. van der Mark. The heartbeat considered as a relaxation oscillation and an electrical model of the heart. In *Philos. Mag.* pages 763–775. Volume 6, 1928.
- [4] B.J. West and A.L. Goldberger and G. Rovner and V. Bhargava. Nonlinear dynamics of the heartbeat, The AV junction: passive conduit or active oscillator?. In *Physica D.* pages 198–206. Volume 17, 1985.
- [5] C.R. Katholi and F. Urthaler and J. Macy Jr. and T.N. James. A mathematical model of automaticity in the sinus node and the AV junction based on weakly coupled relaxation oscillators. In *Comput. Biomed. Res.* pages 529–543, 1977.
- [6] D. di Bernardo and M.G. Signorini and S. Cerutti. A model of two nonlinear coupled oscillators for the study of heartbeat dynamics. In *Int. J. Bifurcations Chaos* pages 1975–1985. Volume 8, 1998.
- [7] Postnov, Dmitry and Han, Seung Kee and Kook, Hyungtae. Synchronization of diffusively coupled oscillators near the homoclinic bifurcation. In *Phys. Rev. E* pages 2799–2807. Volume 60, 1999.
- [8] Grudziński, Krzysztof and Żebrowski, Jan J.. Modeling cardiac pacemakers with relaxation oscillators. In *Phys. A* pages 153–162. Volume 336, 2004.
- [9] Hubbard, John H. and West, Beverly H.. Differential equations: a dynamical systems approach. In *Springer-Verlag, New York* pages xiv+601. Volume 18, 1995.
- [10] Conley, Charles. Isolated invariant sets and the Morse index. In *American Mathematical Society, Providence, R.I.* pages iii+89. Volume 38, 1978.
- [11] Salamon, Dietmar. Connected simple systems and the Conley index of isolated. In *Trans. Amer. Math. Soc.* pages 1–41. Volume 291, 1985.
- [12] Franzosa, Robert. Index filtrations and the homology index braid for partially ordered Morse decompositions. In *Trans. Amer. Math. Soc.* pages 193–213. Volume 298, 1986.
- [13] Franzosa, Robert D.. The connection matrix theory for Morse decompositions. In *Trans. Amer. Math. Soc.* pages 561–592. Volume 311, 1989.
- [14] Franzosa, Robert D.. The continuation theory for Morse decompositions and connection matrices. In *Trans. Amer. Math. Soc.* pages 781–803. Volume 310, 1988.
- [15] Reineck, James F.. Connecting orbits in one-parameter families of flows. In *Ergodic Theory Dynam. Systems* pages 359–374. Volume 8*, 1988.
- [16] Mischaikow, Konstantin. Existence of generalized homoclinic orbits for one parameter families of flows. In *Proc. Amer. Math. Soc.* pages 59–68. Volume 103, 1988.
- [17] Jawarneh, Ibrahim. Applications of the Conley index to bifurcations in selected biological systems. In *ProQuest LLC, Ann Arbor, MI* pages 134, 2018.
- [18] Mischaikow, Konstantin and Mrozek, Marian. Conley index. Handbook of dynamical systems, Vol. 2. In *North-Holland, Amsterdam* pages 393–460, 2002.
- [19] Moulay, Emmanuel and Hui, Qing. Conley index condition for asymptotic stability. In *Nonlinear Anal.* pages 4503–4510. Volume 74, 2011.
- [20] McCord, Christopher and Reineck, James F.. Connection matrices and transition matrices. In *Polish Acad. Sci. Inst. Math., Warsaw* pages 41–55. Volume 47, 1999.
- [21] Mischaikow, Konstantin. Transition systems. In *Proc. Roy. Soc. Edinburgh Sect. A* pages 155–175. Volume 112, 1989.