

Feature Concatenation Multi-view Subspace Clustering

Qinghai Zheng¹, Jihua Zhu¹, Zhongyu Li¹, Shanmin Pang¹, and Jun Wang²

¹School of Software Engineering, Xi'an Jiaotong University, Xian 710049, Peoples Republic of China

²School of Digital Media, Jiangnan University, Wuxi 214122, Peoples Republic of China

Many multi-view clustering methods have been proposed with the popularity of multi-view data in variant applications. The consensus information and complementary information of multi-view data ensure the success of multi-view clustering. Most of existing methods process multiple views separately by exploring either consensus information or complementary information, and few methods cluster multi-view data based on concatenated features directly since statistic properties of different views are diverse, even incompatible. This paper proposes a novel multi-view subspace clustering method dubbed Feature Concatenation Multi-view Subspace Clustering (FCMSC), which uses the joint view representation of multi-view data to obtain the clustering performance straightforward and leverage both the consensus information and complementary information. Specifically, multiple views are concatenated firstly, then a special coefficient matrix, enjoying the low-rank property, is derived and the spectral clustering algorithm is applied to an affinity matrix calculated from the coefficient matrix. It is notable that the coefficient matrix obtained during clustering process is not derived by applying Low-Rank Representation (LRR) to the joint view representation simply. Furthermore, $l_{2,1}$ -norm and sparse constraints are introduced to deal with the sample-specific and cluster-specific corruptions of multiple views for benefitting the clustering performance. A novel algorithm based on the Augmented Lagrangian Multiplier (ALM) is designed to optimize the proposed method. Comprehensive experiments compared with several effective multi-view clustering methods on six real-world datasets show the superiority of the proposed work.

Index Terms—multi-view clustering, subspace clustering, low-rank representation, feature concatenation.

I. INTRODUCTION

MULTI-VIEW data, obtained from different measurements or collected from various fields to describe objects comprehensively, are widespread in many real-world applications [29]. For example, in computer vision tasks, an image can be described by multiple view representations (GIST [20], SIFT [17], LBP [19], etc.); the words presented on a webpage and the words presented in URL are two distinct views of the webpage; video signals and audio signals are two common representations and can be applied for multimedia content understanding. Compared with single-view, multi-view data contain both the consensus information and complementary information among multiple views. And the goal of multi-view learning, which has achieved success in many applications [29], [32], [38], [23], is to improve the generalization performance by leveraging multiple views.

Clustering, which can be used as a stand-alone exploratory tool to mine the intrinsic structure of data or a preprocessing stage to assist other learning tasks as well, is a fundamental task in unsupervised learning [39]. Many clustering approaches have been proposed, and subspace clustering method, which assumes that high dimensional data lies in a union low-dimensional subspaces and tries to group data points into clusters and find the corresponding subspace simultaneously, attracts lots of researches owing to its promising performance and good interpretability [25]. Variant clustering algorithms based on the subspace clustering have been proposed within different constraints. Low-Rank Subspace Clustering (LRSC) [26] finds a low-rank linear representation of data in the dictionary of themselves and then employs the spectral clustering on an affine matrix derived from the low-rank representation

[15] to obtain clustering results. Besides, Sparse Subspace Clustering (SSC) [7], which tries to find a sparsest representation based on the l_1 -norm, is a powerful subspace clustering algorithms as well. Low-Rank Sparse Subspace Clustering (LRSSC) [21] applies low-rank and sparse constraints simultaneously based on the trace norm and l_1 -norm according to the fact that the coefficient matrix is often sparse and low-rank at the same time. Additionally, Smooth Representation Clustering [10] explores the grouping effect for subspace clustering. Although these algorithms are effective in practice, they are designed for single-view data rather than multi-view data.

Based on the subspace clustering, many multi-view subspace clustering approaches have been proposed [34], [33], [3], [8], [27], most of which process multiple views separately and then find a common shared coefficient matrix or fuse clustering results of different views to maximum the consensus among all views. Although good performance has been achieved in practice, the consensus information and complementary of multi-view data cannot be explored effectively, since these approaches insufficiently describe data within each view separately. In order to make full use of multiple views, we propose a novel multi-view subspace clustering dubbed Feature Concatenation Multi-view Subspace Clustering (FCMSC) in this paper. Concatenating features of all views and then running the single-view clustering algorithm directly is a native solution for multi-view clustering, however, it is ineffective in most real-world applications and even gets worse clustering results [29], [38], [11], [12], [28]. It is noteworthy that our proposed FCMSC can achieve compromising clustering performance conducted on the concatenated features straightforward by exploring both consensus information and complementary. Specifically, by reducing the sample-specific error among data points and cluster-specific error among

multiple views simultaneously, our method decomposes the coefficient matrix, which is calculated based on the joint view representation and enjoys the low-rank property, into a new low-rank coefficient matrix without corrupted information and a cluster-specific noise matrix. Moreover, an optimization algorithm based on the Augmented Lagrangian Multipliers (ALM) [14] is proposed for the objective function arisen in the proposed FCMSC during clustering. Extensive experiments on six real-world datasets compared with several state-of-the-art multi-view clustering approaches show the effectiveness and competitiveness of our proposed method.

In summary, the main contributions of this paper can be delivered as follows:

- 1) We propose an effective multi-view subspace clustering framework that can achieve promising clustering results based on the concatenated features straightforward. To the best of our knowledge, our approach is the first framework that can directly process the joint view representation with competitive clustering results.
- 2) Both sample-specific error and cluster-specific error are taken into account by introducing several constraints and regularizers. Different from most existing multi-view clustering approaches, our proposed method can explore both the consensus information and the complementary information among multiple views.
- 3) Comprehensive experimental results compared with several state-of-the-art multi-view clustering methods demonstrate the advantage of the proposed method.

The rest of this paper is organized as follows. The next section reviews the related works briefly. Section III introduces our approach and Section IV displays the related optimization in detail. Comprehensive experimental results and discussions are provided in Section V. Finally, we will give the conclusions and future works in Section VI.

II. RELATED WORKS

A lot of approaches have been proposed in recent years to solve the multi-view clustering problem [32], [34], [33], [3], [8], [27], [11], [12], [28], [5], [31], [24], [30], [2], [37], [16]. Existing methods can be grouped into two main categories roughly: generative approaches and discriminative approaches [5]. Generative approaches try to construct generative models for different clusters respectively. For example, multi-view convex mixture models [24] learn different weights for multiple views automatically and build convex mixture models for multiple views. Although most generative algorithms are robust to the missing entry and even have global optimizations, they are accompanied with a series of hypotheses and parameters, which make the optimization more difficult and time consuming. Discriminative approaches, which try to minimize the similarities of data points between clusters and maximize the similarities of data points within clusters directly through all multiple views, have achieved good clustering results in many applications and attract most attention of research in this field. Taking example of multi-view subspace clustering, Latent Multi-view Subspace Clustering (LMSC) [34], which achieves the current state-of-the-art multi-view

clustering performance, explores underlying complementary information and seeks the latent representation simultaneously; Low-rank Tensor constrained Multi-view Subspace Clustering (LT-MSC) [33] formulates the clustering problem as a tensor nuclear norm minimization problem by regarding the subspace representation matrices of multiple views as a tensor; Diversity-induced Multi-view Subspace Clustering (DiMSC) [3] enhances the multi-view clustering performance by utilizing the Hilbert Schmidt Independence Criterion to explore the complementary information of different views, and the Multi-View Subspace Clustering (MVSC) [8] uses a shared common cluster structure of all views to obtain clustering results by exploring the consensus information among views; Iterative Views Agreement [27] is a multi-view subspace clustering approach, which can preserve the local manifold structures of each view during multi-view clustering process. Besides, many spectral clustering based approaches are proposed as well. The co-training approach for multi-view spectral clustering [11] and the co-regularized multi-view spectral clustering [12] process multiple views separately and try to get clustering results that can maximize the agreement among views; Robust Multi-view Spectral Clustering (RMSC) [28] recovers a common transition probability matrix via low-rank and sparse decomposition and implies Markov chain method to obtain clustering results. In addition, several multi-view clustering methods based on the matrix factorization approach [13] are proposed by exploring the consensus information among views [37], [16].

The essential difference among variant discriminative multi-view clustering approaches is the style they use to explore the consensus information and the complementary information of multiple views. And most of existing multi-view clustering approaches process multiple views separately. It is natural to combine multiple views before clustering operation, and some combination approaches have been proposed [6], [4], [?], [9]. Multi-view clustering via Canonical Correlation Analysis (CCA) [6] gets the combination after projection; Methods proposed in [4], [?], [9] use a kernel to combine multiple views. However, these methods may corrupt either the consensus information or the complementary information among views during combination to varying degrees. Since it is difficult to explore effective information among views based on the direct combination of multiple views, multi-view clustering results by applying single-view clustering algorithm to the joint view representation are uncompetitive [33], [3], [12], [28], [5], and few works focus on this kind of combination styles. However, original information contained among multiple views can get maximum preservation by concatenating features of all views directly. It is notable that our proposed is the first method that can get promising clustering performance by utilizing the concatenated features of multiple views straightforward.

III. FEATURE CONCATENATION MULTI-VIEW SUBSPACE CLUSTERING

For convenience, main symbols used throughout this paper are described in the Table. I.

The whole framework of the proposed FCMSC is shown in Fig. 1. Given a multi-view dataset with v views and n

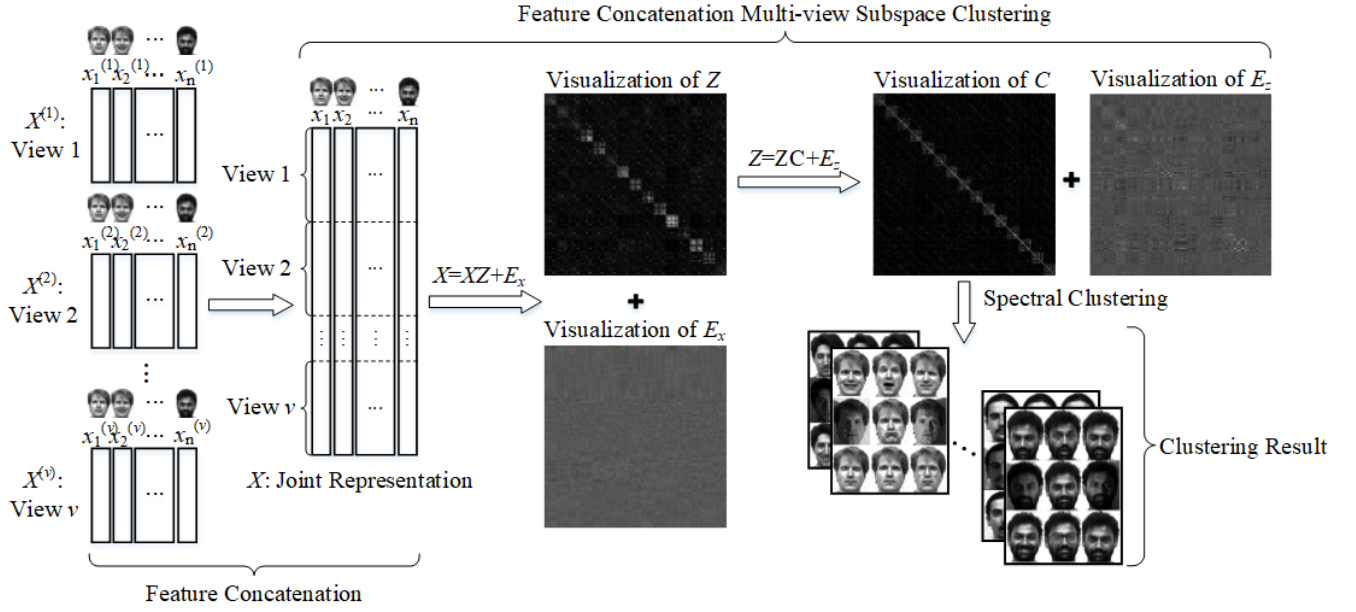


Fig. 1. Illustration of the proposed method. Features of multiple views are concatenated, and then our proposed FCMSC method is implemented. Sample-specific error and cluster-specific error are taken into consideration simultaneously during clustering process.

TABLE I
MAIN SYMBOLS

Symbol	Meaning
n	The number of samples.
v	The number of views.
m	The number of clusters.
d_i	The dimension of features in i -th view.
d	The dimension of the concatenated features, $d = \sum_i d_i$.
$x_k^i \in R^{d_i}$	The features of k -th sample from i -th view.
$X \in R^{d \times n}$	The joint view representation matrix.
$Z \in R^{n \times n}$	The coefficient matrix of X .
$E_x \in R^{n \times n}$	The sample-specific error.
$C \in R^{n \times n}$	The coefficient matrix of Z .
$E_z \in R^{n \times n}$	The cluster-specific error.
$L_i \in R^{n \times n}$	The Laplacian matrix of i -th view.
$\ A\ _1$	The l_1 -norm of matrix A .
$\ A\ _*$	The trace-norm of matrix A .
$\ A\ _{2,1}$	The $l_{2,1}$ -norm of matrix A .
A^T	The transpose of matrix A .
$\text{rank}(\cdot)$	The rank function.
$\text{abs}(\cdot)$	The absolute function.

samples, i.e. $\{x_1^{(i)}, x_2^{(i)}, \dots, x_n^{(i)}\}_{i=1}^v$, data points of which are drawn from m multiple subspaces. In order to obtain a matrix that each column has the same magnitude, data of each view are normalized within the range of 0 1, and then multiple views are concatenated into a joint view representation matrix

X , which is defined as follows,

$$X = \begin{bmatrix} x_1^{(1)} & x_2^{(1)} & \dots & x_n^{(1)} \\ x_1^{(2)} & x_2^{(2)} & \dots & x_n^{(2)} \\ \vdots & \vdots & \ddots & \vdots \\ x_1^{(v)} & x_2^{(v)} & \dots & x_n^{(v)} \end{bmatrix}, \quad (1)$$

where x_k^i denotes the features of i -th sample from k -th view, and each column of X contains features of all views.

In order to explore the mutual information of multiple views preliminarily, we consider the following objective function in the beginning:

$$\begin{aligned} \min_{Z, E_x} & \|E_x\|_{2,1} + \lambda \|Z\|_* \\ \text{s.t.} & X = XZ + E_x, \end{aligned} \quad (2)$$

where Z is a coefficient matrix of X and E_x denotes the sample-specific error of data points, λ is a trade-off parameter. For specifically, The $l_{2,1}$ -norm of E_x enforces columns of E_x to be zero [15]. This is a standard low-rank representation of the concatenated features. However, experimental results presented a little later in this article shows that the multi-view clustering performance obtained by applying the spectral clustering algorithm to Z is uncompetitive. It is reasonable that each view has specific statistical properties, which may be contradictory among views, and it is not suitable to explore the joint views representation by applying single-view clustering algorithm directly.

Since statistic properties of different views are diverse, we assume that Z is accompanied with the cluster-specific error information which is brought from multiple views, and we introduce a constraint that $Z = Z^* + E_z$, where E_z denote the clustering-specific error and Z^* is an exact recovery, which enjoys the low-rank property. As to E_z , we use it to get a better




Fig. 2. Visualization of coefficient matrices. Experiment is conducted on the Yale Face dataset. $(\text{abs}(Z^T) + \text{abs}(Z))/2$ is presented for matrix Z , and the same to matrix C .




Fig. 3. Visualization of E_x and E_z matrices. Experiment is conducted on the Yale Face dataset. It should be known that $E_x \in R^{d \times n}$ and $E_z \in R^{n \times n}$. Due to the length limitation of the paper, we present E_x with the same size to E_z .

exploration of the information among multiple views, and we call it the cluster-specific error, since the following formula can be conducted:

$$X(Z^* + E_z) = XZ^* + XE_z, \quad (3)$$

and the term of XE_z can denote the cluster corrupted information accompanied by multi-view data when the minimization of $l_{2,1}$ -norm constraint is performed on E_z . And this is the reason that we introduce this term E_z so called cluster-specific error.

Inspired by [15] and [22], As for Z , considering the following low-rank representation problem:

$$\begin{aligned} \min_C & \|E_z\|_{2,1} + \lambda \|C\|_* \\ \text{s.t.} & Z = ZC + E_z, \end{aligned} \quad (4)$$

where C is the coefficient matrix that can be applied to spectral clustering to get multi-view clustering results. And it is straightforward to propose the following objective function:

$$\begin{aligned} \min_{Z, C, E_x, E_z} & \|E_x\|_{2,1} + \lambda_1 \|E_z\|_{2,1} + \lambda_2 \|C\|_* \\ \text{s.t.} & X = XZ + E_x, Z = ZC + E_z, \end{aligned} \quad (5)$$

where λ_1 and λ_2 are trade-off parameters. As shown in Fig.2, we provide the visualization of Z and C calculated from the experiments conducted on Yale Face dataset¹. It can be seen that the underlying structure of the coefficient matrix C is much suitable for clustering.

¹The Yale Face database contains 165 grayscale images in GIF format of 15 individuals, and we give the detailed introduction later in this paper.

Obviously, E_x and E_z are different in essence. To be specific, E_x denotes the sample-specific error, which is brought by noise and is shown in Fig.3 (a), and E_x can be used to stand for the cluster-specific error accompanied with multiple views, as shown in Fig.3 (b). And as demonstrated in Fig.4, both the consensus information and the complementary information can be explored during clustering process.

Additionally, to preserve the local nonlinear manifold of multiple views, a graph Laplacian regularizer is introduced in our method:

$$\sum_{i=1}^v \text{Tr}(C^T L_i C), \quad (6)$$

where C^T is the transpose of C , L_i is the graph Laplacian matrix of i -th view, $L_i = D_i - W_i$, and D_i is the degree matrix of i -th view, W_i is the adjacency matrix of i -th view [18]. Moreover, in order to extract the local manifold of data, the sparse constraint of Z , $\|Z\|_1$, is also introduced to preserve the relationship of the local sparse representative neighborhood of each sample discriminatively.

Therefore, the final objective function of FCMSC can be formulated as following:

$$\begin{aligned} \min_{Z, C, E_x, E_z} & \|E_x\|_{2,1} + \lambda_1 \|Z\|_1 + \lambda_2 \|E_z\|_{2,1} \\ & + \lambda_3 \|C\|_* + \beta \sum_{i=1}^v \text{Tr}(C^T L_i C) \\ \text{s.t.} & X = XZ + E_x, Z = ZC + E_z, \end{aligned} \quad (7)$$

where λ_1 , λ_2 , λ_3 , and β are trade-off parameters. Once the coefficient matrix C is learned, we construct the adjacency matrix for spectral clustering as follows:

$$W = \frac{\text{abs}(C) + \text{abs}(C^T)}{2}, \quad (8)$$

where $\text{abs}(\cdot)$ is the absolute function that can deal with a matrix and returns the absolute value of each element in the matrix.

IV. OPTIMIZATION

In this section, we will give the optimization of the objective function in detail, and then analysis the computational complexity and convergence.

A. Algorithm of the FCMSC

We apply Alternating Direction Minimization strategy based on Augmented Lagrangian Multiplier (ALM) [14] to solve the objective function. Moreover, two auxiliary variables, Q and J , are introduced, so that the objective function can be separable, and the objective function is reformulated equivalently as following.

$$\begin{aligned} \min_{Z, C, E_x, E_z} & \|E_x\|_{2,1} + \lambda_1 \|Q\|_1 + \lambda_2 \|E_z\|_{2,1} \\ & + \lambda_3 \|J\|_* + \beta \sum_{i=1}^v \text{Tr}(C^T L_i C) \\ \text{s.t.} & X = XZ + E_x, Z = ZC + E_z, \\ & Z = Q, C = J, \end{aligned} \quad (9)$$

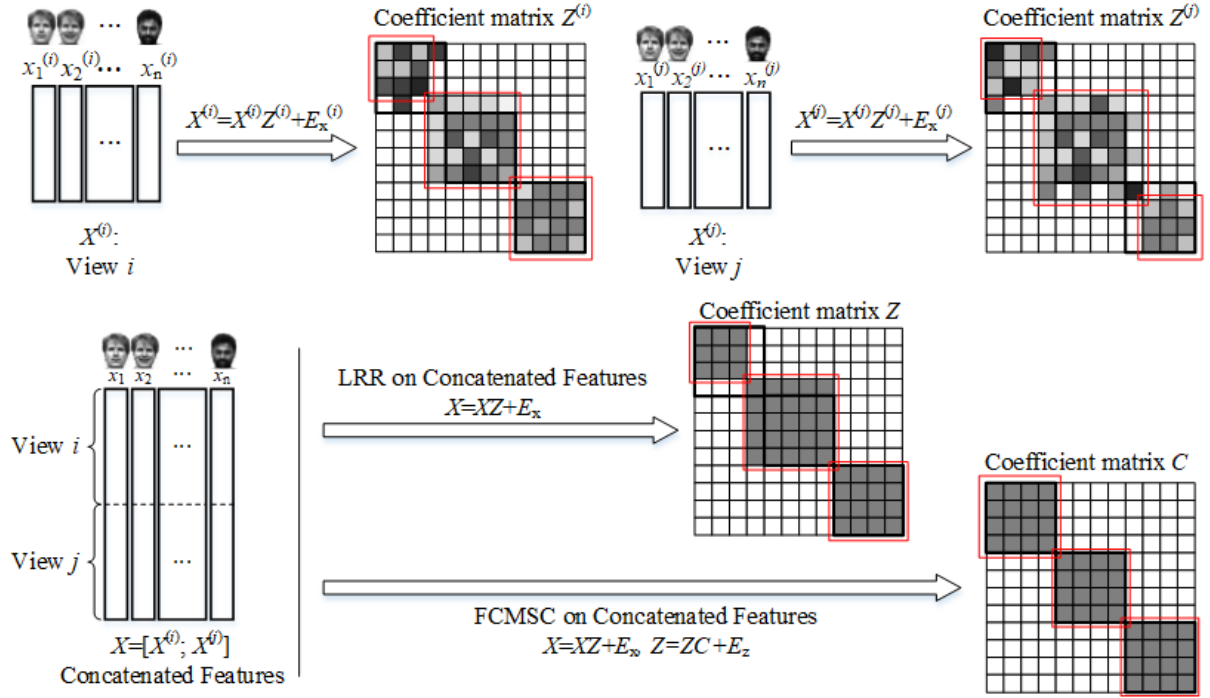


Fig. 4. Comparison of the low-rank representation and our proposed FCMSC. The black rectangle indicates the ground-truth clustering, and the red rectangle indicates the clustering achieved by the corresponding method. As for Concatenated features, the low-rank representation may not ensure to achieve successful clustering results, since the complementary information cannot be explored well. In contrast, by introducing both E_x and E_z , our proposed FCMSC can explore both the consensus information and complementary information effectively and obtain the promising clustering performance.

The corresponding ALM problem is:

$$\begin{aligned}
 & L(Z, Q, C, J, E_x, E_z, Y_1, Y_2, Y_3, Y_4, \mu) \\
 & = \|E_x\|_{2,1} + \lambda_1 \|Q\|_1 + \lambda_2 \|E_z\|_{2,1} \\
 & \quad + \lambda_3 \|J\|_* + \beta \sum_{i=1}^v \text{Tr}(C^T L_i C) \\
 & \quad + \langle Y_1, X - XZ - E_x \rangle + \frac{\mu}{2} \|X - XZ - E_x\|_F^2 \\
 & \quad + \langle Y_2, Z - ZC - E_z \rangle + \frac{\mu}{2} \|Z - ZC - E_z\|_F^2 \\
 & \quad + \langle Y_3, Z - Q \rangle + \frac{\mu}{2} \|Z - Q\|_F^2 \\
 & \quad + \langle Y_4, C - J \rangle + \frac{\mu}{2} \|C - J\|_F^2
 \end{aligned} \quad (10)$$

where Y_1, Y_2, Y_3 and Y_4 are Laplacian multipliers, μ is a positive adaptive penalty parameter, $\langle A, B \rangle$ denotes the trace of $A^T B$.

Alternating Direction Minimization strategy is employed to the minimization of ALM problem, thus, the whole problem is decomposed into several subproblems, which can be optimized effectively.

1) Updating E_x

To update E_x with other variable fixed, we solve the following problem:

$$\min_{E_x} \|E_x\|_{2,1} + \frac{\mu}{2} \left\| E_x - (X - XZ - \frac{Y_1}{\mu}) \right\|_F^2 \quad (11)$$

which can be optimized in a closed form.

Specifically, the solution of the above subproblem is supposed as E_x^* , that we can get the following formulation:

$$[E_x^*]_{:,j} = \begin{cases} \frac{\| [T_E]_{:,j} \|_2 - \frac{1}{\mu}}{\| [T_E]_{:,j} \|_2} [T_E]_{:,j}, & \text{if } \| [T_E]_{:,j} \|_2 - \frac{1}{\mu} > 0 \\ 0, & \text{otherwise} \end{cases} \quad (12)$$

where $[A]_{:,j}$ denotes the j -th column of the matrix A , and $T_E = X - XZ - \frac{Y_1}{\mu}$.

2) Updating E_z

The subproblem of updating E_z , in which other variables are all fixed, can be written as follows:

$$\min_{E_z} \lambda_2 \|E_z\|_{2,1} + \frac{\mu}{2} \left\| E_z - (Z - ZC - \frac{Y_2}{\mu}) \right\|_F^2 \quad (13)$$

The optimization is similar to the subproblem of updating E_x .

3) Updating J

With other variables being fixed, we solve the following problem to update variable J :

$$\min_J \lambda_3 \|J\|_* + \frac{\mu}{2} \left\| C - J + \frac{Y_3}{\mu} \right\|_F^2, \quad (14)$$

which can be optimized by applying the singular value threshold approach [14]. To be specific, by setting $T_J = C + Y_3/\mu$ and performing singular value decomposition on T_J , i.e. $T_J = U\Sigma V^T$, we can obtain the optimization of J :

$$J = US_{\lambda_3/\mu}(\Sigma)V^T, \quad (15)$$

where S_ε is a soft-thresholding operator as following and can be extended to matrices by applying it element-wise.

$$S_\varepsilon(x) = \begin{cases} x - \varepsilon, & \text{if } x - \varepsilon > 0 \\ x + \varepsilon, & \text{if } x - \varepsilon < 0 \\ 0, & \text{otherwise} \end{cases} \quad (16)$$

4) Updating Q

The auxiliary variable Q can be updated by solving the following problem:

$$\min_Q \lambda_1 \|Q\|_1 + \frac{\mu}{2} \left\| Z - Q + \frac{Y_4}{\mu} \right\|_F^2, \quad (17)$$

and the optimization of which can be written as follows:

$$Q = S_{\lambda_1/\mu}(Z + \frac{Y_4}{\mu}). \quad (18)$$

5) Updating C

When other variables are fixed, the subproblem with respect to C can be written as

$$\begin{aligned} \min_C \langle Y_2, Z - ZC - E_z \rangle + \frac{\mu}{2} \|Z - ZC - E_z\|_F^2 \\ + \langle Y_3, Z - Q \rangle + \frac{\mu}{2} \|Z - Q\|_F^2 + \beta \sum_{i=1}^v \text{Tr}(C^T L_i C), \end{aligned} \quad (19)$$

In order to get the optimization, we take the derivative of above function with respect to C and then let the derivative to be 0. The optimization of C is

$$\begin{aligned} C &= T_{CA}^{-1} T_{CB}, \\ T_{CA} &= \mu(I + Z^T Z) + \beta \sum_{i=1}^v (L_i + L_i^T), \\ T_{CB} &= \mu J - Y_3 + Z^T Y_2 + \mu(Z^T Z - Z^T E_z), \end{aligned} \quad (20)$$

where I is an identity matrix with proper size. It is noteworthy that the local structure of multiple views are taken into consideration when updating C .

6) Updating Z

With other variables being fixed, the subproblem of updating Z can be written as follows:

$$\begin{aligned} \min_Z \langle Y_1, X - XZ - E_x \rangle + \frac{\mu}{2} \|X - XZ - E_x\|_F^2 \\ + \langle Y_2, Z - ZC - E_z \rangle + \frac{\mu}{2} \|Z - ZC - E_z\|_F^2 \\ + \langle Y_4, C - J \rangle + \frac{\mu}{2} \|C - J\|_F^2. \end{aligned} \quad (21)$$

Accordingly, taking derivative with respect to Z and then let the derivate to be 0, we obtain the following equivalent equation, solution of which is the optimization of this subproblem:

$$T_{ZA}Z + ZT_{ZB} = T_{ZC}, \quad (22)$$

where T_{ZA} , T_{ZB} , and T_{ZC} can be written as follows:

$$\begin{aligned} T_{ZA} &= X^T X + Z, \\ T_{ZB} &= CC^T - C - C^T, \\ T_{ZC} &= \frac{1}{\mu} X^T Y_1 + X^T (X - E_x) + \frac{1}{\mu} Y_2 (C^T - I) \\ &\quad + \frac{1}{2} E_z (I - C^T) - \frac{1}{\mu} Y_4 + Q, \end{aligned} \quad (23)$$

The above equation is a Sylvester equation and can be solved referring to [1].

7) Updating Lagrange multipliers and μ

According to [14], we update Lagrange multipliers and as following:

$$\begin{aligned} Y_1 &= Y_1 + \mu(X - XZ - E_x), \\ Y_2 &= Y_2 + \mu(Z - ZC - E_z), \\ Y_3 &= Y_3 + \mu(Z - Q), \\ Y_4 &= Y_4 + \mu(C - J), \\ \mu &= \min(\rho\mu, \mu_{\max}), \end{aligned} \quad (24)$$

Algorithm 1 Optimization of the proposed FCMSC

INPUT:

Multi-view data $\{x_1^{(i)}, x_2^{(i)}, \dots, x_n^{(i)}\}_{i=1}^v$;
 $E_x = 0, E_z = 0, C = 0, Q = 0, J = 0, Y_1 = 0, Y_2 = 0,$
 $Y_3 = 0, Y_4 = 0, \mu = 10^{-4}, \mu_{\max} = 10^6, \varepsilon = 10^{-6},$
 Initialize Z with random values;

OUTPUT:

$Z, E_x, C, E_z;$

REPEAT

Update variables E_x, Z, E_z, C, Q, J according to the subproblem 1-6;

Update multipliers Y_1, Y_2, Y_3, Y_4 and μ according to the subproblem 7;

UNTIL

$\|X - XZ - E_x\|_{\infty} < \varepsilon, \|Z - ZC - E_z\|_{\infty} < \varepsilon,$
 $\|Z - Q\|_{\infty} < \varepsilon, \text{ and } \|C - J\|_{\infty} < \varepsilon.$

where $\rho > 1$ and the parameter μ is monotonically increased by ρ until reaching the maximum, μ_{\max} .

Algorithm 1 outlines the whole procedure of optimization. It is noteworthy that we random initialize Z in practice to avoid the all zeros solutions.

B. Computational Complexity and Convergence

As shown in Algorithm 1, the main computational burden is composed of six parts, i.e. the six subproblems. The complexity of updating E_x is $O(dn^2 + n^3)$, and the complexity of updating E_z is $O(n^3)$, both of which are matrix multiplication. As for the subproblem of updating J , the complexity is $O(n^3)$. The complexity of updating Q is $O(n^2)$. In the subproblem of updating C , the complexity is $O(n^3)$, since matrix inversion is included during optimization process. For updating Z , Sylvester equation is optimized, and the complexity of this subproblem is $O(d^3 + n^3)$. To sum up, the computational complexity of each iteration is $O(dn^2 + d^3 + n^3)$, and in practice, d is much larger than n , and the complexity is $O(d^3)$.

For convergence analysis, unfortunately, we find that it is difficulty to give any solid proof on the convergence of the proposed algorithm. However, extensive experimental results on the real-world datasets show that our algorithm can converge effectively with all-zero initialization except for variable Z , which is initialized with random information.

V. EXPERIMENTS

In this section, comprehensive experiments are conducted and results are analyzed. All the experiments are implemented under the following environments: Matlab R2018b running on a PC with Windows 64bit OS, Intel 3.60GHz CPU, and 8GB RAM.

A. Experimental Settings

In order to evaluate the performance of proposed method, we employ six real-world datasets in experiments, including

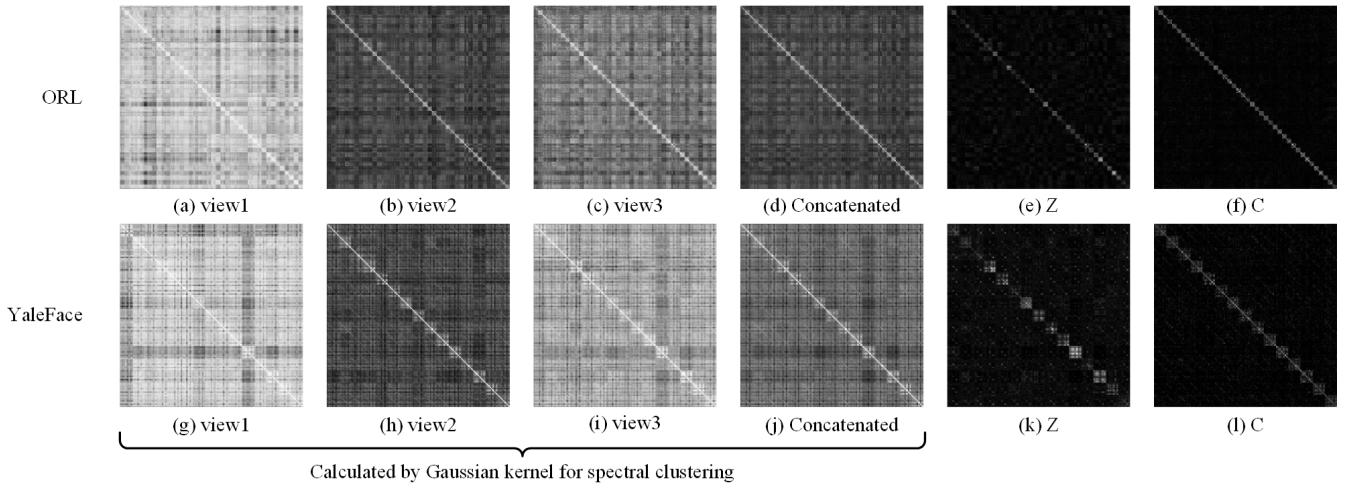


Fig. 5. Visualization of affinity matrices (a, b, c, d, g, h, i, and j) and coefficient matrices (e, f, k, and l). And $(\text{abs}(Z^T) + \text{abs}(Z))/2$ is presented for matrix Z , $(\text{abs}(C^T) + \text{abs}(C))/2$ is presented for matrix C . Obviously, coefficient matrix C is the most suitable for clustering.

Mfeatures¹, Movies 617², MSRCV1³, Olympics⁴, ORL⁵, and Yale Face⁶. Specifically, as shown in Table , the number of samples and classed are listed, as well as the dimensions of each view.

To demonstrate the effectiveness and competitiveness of proposed FCMSC, following approaches are conducted on the six benchmark datasets:

- 1) SC_{BSV} : Spectral Clustering of Best Single View. Spectral clustering is conducted on each single view and we report the results of the view with the best clustering performance.
- 2) SC_{FC} : Spectral Clustering on Concatenated Features. Features of multiple views are concatenated, and then spectral clustering algorithm is applied on the joint view representation.
- 3) LRR_{BSV} : Low-Rank Representation of Best Single View. Similar to the SC_{BSV} , low-rank representation algorithm is conducted on each view, and the results of the view with best clustering performance are reported.
- 4) LRR_{FC} : Low-Rank Representation of Concatenated Features. We apply the low-rank representation algorithm to the joint view representation to get multi-view clustering results.
- 5) Kernel Addition: This approach combines information of all view by averaging the sum of kernel matrices of all views, then the standard spectral clustering is used to obtain the clustering results.
- 6) Co-reg: Co-regularized multi-view spectral clustering [12]. This approach pursuits consistent of all views during clustering procedure.
- 7) RMSC: Robust Multi-view Subspace Clustering [28]. RMSC recovers a shared low-rank transition probability

matrix via low-rank and sparse decomposition, and then applies the spectral clustering via Markov chains to obtain clustering performance.

- 8) LMSC: Latent Multi-view Subspace Clustering [34]. LMSC learns a latent multi-view latent representation and performs data reconstruction based on the learned representation simultaneously.

Additionally, three most used metrics are employed in this paper to evaluate the clustering performance, including NMI (normalized mutual information), ACC (accuracy), and F-score. And a higher value means of each metric means a better clustering performance. All parameters of the compared methods are fine-tuned, and the results of LMSC conducted on the ORL and MSRCV1 datasets are provided by the author of LSMC. It is notable that 30 times runs are performed on each dataset for all algorithms and we present results with the mean value, as well as the standard deviation.

B. Experimental Results

We report all the experimental results in metrics of NMI, ACC and F-score, as shown in Table . It can be seen clearly that the proposed FCMSC achieves the best performance on all benchmark datasets with respect to all the clustering metrics. For example, the clustering results on the MSRCV1 dataset are higher 13.07%, 5.61%, and 8.06% with respect to NMI, ACC, and F-score respectively compared with the corresponding second best clustering results. And the clustering performance on the Yale Face dataset achieve 14.07%, 17.30%, and 30.65% improvement compared with the second best clustering performance with respect to NMI, ACC, and F-score respectively. In general, the experimental results presented in this paper demonstrate the effectiveness and competitiveness of our method.

Specifically, for the joint view representation, clustering results achieved by running spectral clustering algorithm or low-rank representation method directly are not good enough, even worse than the clustering performance of single view, taking MSRCV1, Olympics, and Yale Face datasets for example

¹<http://archive.ics.uci.edu/ml/datasets/Multiple+Features>

²<http://lig-membres.imag.fr/grimal/data/movies617.tar.gz>

³<http://research.microsoft.com/en-us/projects/objectclassrecognition/>

⁴<http://mlg.ucd.ie/aggregation/>

⁵<https://www.cl.cam.ac.uk/research/dtg/attarchive/facedatabase.html>

⁶<http://cvc.cs.yale.edu/cvc/projects/yalefaces/yalefaces.html>

TABLE II
DETAILS OF BENCHMARK DATASETS

View	Mfeatures	Movies 617	MSRCV1	Olympics	ORL	Yale Face
1	FAC(216)	Keywords(1878)	CENT(1302)	Followedby(464)	Intensity(4096)	Intensity(4096)
2	FOU(76)	Actors(1398)	CMT(48)	Followes(464)	LBP(3304)	LBP(3304)
3	KAR(64)	-	GIST(512)	Listmerrged(3097)	Gabor(6750)	Gabor(6750)
4	MOR(6)	-	HOG(100)	List(4942)	-	-
5	PIX(260)	-	LBP(256)	Mentionedby(464)	-	-
6	ZER(47)	-	SIFT(210)	Mensions(464)	-	-
7	-	-	-	Retweets(464)	-	-
8	-	-	-	Retweetedby(464)	-	-
9	-	-	-	Tweets(18455)	-	-
# samples	2000	617	210	464	400	165
# cluster	10	17	7	28	40	15

Since each view has its own specific properties that may be contrary to other views, it is difficult to acquire the consensus and complementary information of all views by performing some existing single-view clustering approaches on the concatenated features. Taking experiments on ORL and Yale Face databases as example, as shown in Fig.5, the visualization of affinity matrices, which are calculated by Gaussian kernel for spectral clustering, are accompanied with corrupted information. For the comprehensive comparison, the coefficient matrices Z calculated by the low-rank representation and the coefficient matrix C calculated in the proposed FCMSC are both shown in Fig.5. It can be seen clearly that the underlying clustering structure of the coefficient matrix C is much better than others.

C. Parameters Sensitivity

In our approach, there are four parameters to be fine-tuned, i.e. λ_1 , λ_2 , λ_3 and β . The clustering results of the proposed FCMSC are stable on a large scale of all parameters. Taking MSRCV1 dataset for example, we applying grid search to find the best choices for all parameters with respect to ACC and NMI. We first fix λ_2 , λ_3 and β to be 0.1, 0.05 and 0.1, respectively, and then fine-tune λ_1 from 0.01 to 1, as shown in Fig.6, and Fig.7 gives the clustering performance based on different λ_2 and λ_3 , with λ_1 fixed to be 1 and β fixed to be 0.1. Moreover, Fig.8 present the clustering results via variant β . It is clearly that we can obtain promising multi-view clustering performance on MSRCV1 dataset when λ_1 and λ_2 are no smaller than 0.5, λ_3 is no bigger than 0.05, and β equals to 0.1.

VI. CONCLUSION

In this paper, a feature concatenation multi-view subspace clustering method, termed FCMSC, is proposed. Different from the most existing multi-view clustering, we perform a novel clustering strategy on the concatenated features to explore both the consensus information and complementary information among multiple views. By taking both specific-error and cluster-specific error into consideration, the coefficient matrix can be recovered from concatenated features for

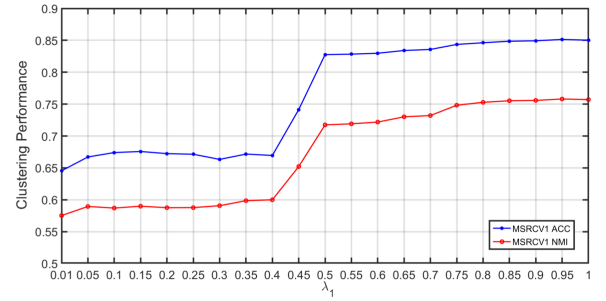


Fig. 6. Parameters study of λ_1 for proposed FCMSC on MSRCV1 dataset.

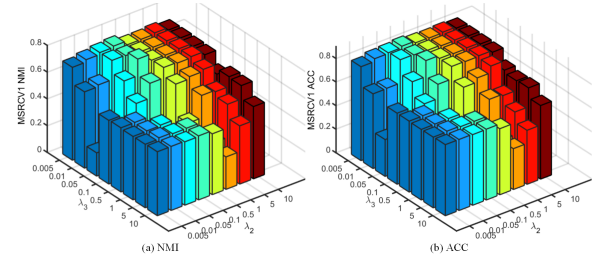


Fig. 7. Parameters study of λ_2 and λ_3 for proposed FCMSC on MSRCV1 dataset.

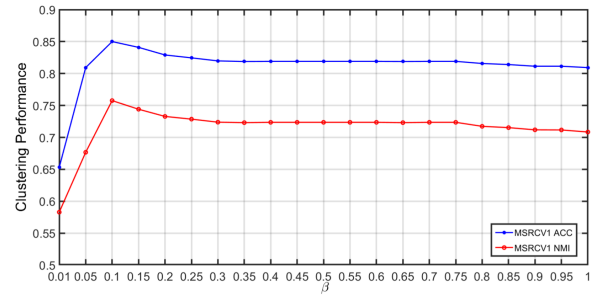


Fig. 8. Parameters study of β for proposed FCMSC on MSRCV1 dataset.

clustering with super performance. Extensive experiments on several real-world datasets compared with some state-of-the-art multi-view clustering approaches demonstrate the superiority of our method.

TABLE III
COMPARISON RESULTS OF DIFFERENT METHODS ON SIX BENCHMARK DATASETS

Dataset	Method	NMI	ACC	F-SCORE
Mfeatures	SC _{BSV}	0.6506(0.0076)	0.6969(0.0143)	0.6001(0.0108)
	SC _{FC}	0.6900(0.0029)	0.7077(0.0081)	0.6373(0.0048)
	LRR _{BSV}	0.6971(0.0028)	0.7601(0.0071)	0.6626(0.0043)
	LRR _{FC}	0.7381(0.0009)	0.7951(0.0006)	0.7089(0.0010)
	Kernel Addition	0.7730(0.0082)	0.7942(0.0185)	0.7247(0.0129)
	Co-reg	0.7273(0.0079)	0.7690(0.0158)	0.6919(0.0122)
	RMSC	0.7412(0.0062)	0.7662(0.0178)	0.6867(0.0111)
	LMSC	0.8106(0.0186)	0.8212(0.0550)	0.7739(0.0364)
	FCMSC	0.8330(0.0014)	0.8943(0.0016)	0.8120(0.0023)
Movies 617	SC _{BSV}	0.2606(0.0020)	0.2579(0.0035)	0.1481(0.0025)
	SC _{FC}	0.2668(0.0017)	0.2604(0.0033)	0.1542(0.0019)
	LRR _{BSV}	0.2667(0.0059)	0.2747(0.0071)	0.1545(0.0047)
	LRR _{FC}	0.2839(0.0075)	0.2824(0.0135)	0.1813(0.0063)
	Kernel Addition	0.2917(0.0026)	0.2901(0.0049)	0.1764(0.0033)
	Co-reg	0.2454(0.0018)	0.2396(0.0017)	0.1381(0.0016)
	RMSC	0.2957(0.0032)	0.2971(0.0040)	0.1810(0.0028)
	LMSC	0.2813(0.0098)	0.2747(0.0094)	0.1606(0.0068)
	FCMSC	0.3195(0.0085)	0.3108(0.0101)	0.1932(0.0064)
MSRCV1	SC _{BSV}	0.6047(0.0112)	0.6826(0.0171)	0.5724(0.0122)
	SC _{FC}	0.4398(0.0021)	0.5073(0.0077)	0.3978(0.0032)
	LRR _{BSV}	0.5704(0.0054)	0.6732(0.0091)	0.5368(0.0076)
	LRR _{FC}	0.0667(0.0035)	0.1851(0.0056)	0.2363(0.0026)
	Kernel Addition	0.6176(0.0087)	0.7102(0.0130)	0.5973(0.0097)
	Co-reg	0.6583(0.0106)	0.7674(0.0169)	0.6459(0.0128)
	RMSC	0.6696(0.0064)	0.7819(0.0125)	0.6614(0.0093)
	LMSC	0.6534(0.0105)	0.8055(0.0128)	0.6517(0.0171)
	FCMSC	0.7571(0.0043)	0.8507(0.0023)	0.7420(0.0029)
Olympics	SC _{BSV}	0.7617(0.0046)	0.6288(0.0112)	0.5178(0.0134)
	SC _{FC}	0.5625(0.0038)	0.4610(0.0078)	0.3194(0.0085)
	LRR _{BSV}	0.8674(0.0038)	0.7830(0.0093)	0.7112(0.0088)
	LRR _{FC}	0.1762(0.0133)	0.1669(0.0078)	0.1036(0.0025)
	Kernel Addition	0.7245(0.0038)	0.6093(0.0073)	0.5189(0.0071)
	Co-reg	0.8308(0.0027)	0.7341(0.0071)	0.6707(0.0079)
	RMSC	0.7573(0.0063)	0.6372(0.0108)	0.5687(0.0117)
	LMSC	0.8902(0.0065)	0.8043(0.0140)	0.7814(0.0154)
	FCMSC	0.8925(0.0056)	0.8279(0.0157)	0.7953(0.0209)
ORL	SC _{BSV}	0.8868(0.0069)	0.7459(0.0121)	0.6805(0.0159)
	SC _{FC}	0.8084(0.0027)	0.6323(0.0061)	0.5236(0.0069)
	LRR _{BSV}	0.8477(0.0096)	0.7192(0.0200)	0.6114(0.0235)
	LRR _{FC}	0.8497(0.0085)	0.7178(0.0190)	0.6119(0.0218)
	Kernel Addition	0.8028(0.0033)	0.6349(0.0074)	0.5224(0.0061)
	Co-reg	0.8277(0.0040)	0.6653(0.0080)	0.5672(0.0092)
	RMSC	0.8885(0.0056)	0.7482(0.0128)	0.6866(0.0139)
	LMSC	0.9310(0.0116)	0.8194(0.0171)	0.7583(0.0091)
	FCMSC	0.9329(0.0077)	0.8374(0.0307)	0.7885(0.0299)
Yale Face	SC _{BSV}	0.6229(0.0354)	0.5715(0.0497)	0.4319(0.0472)
	SC _{FC}	0.5761(0.0335)	0.5145(0.0460)	0.3653(0.0420)
	LRR _{BSV}	0.6920(0.0212)	0.6634(0.0256)	0.4964(0.0337)
	LRR _{FC}	0.6917(0.0190)	0.6667(0.0236)	0.4941(0.0303)
	Kernel Addition	0.5872(0.0320)	0.5352(0.0397)	0.3823(0.0390)
	Co-reg	0.6146(0.0084)	0.5638(0.0108)	0.4208(0.0110)
	RMSC	0.6590(0.0108)	0.6091(0.0161)	0.4773(0.0133)
	LMSC	0.7073(0.0105)	0.6758(0.0116)	0.5138(0.0172)
	FCMSC	0.8068(0.0129)	0.7927(0.0264)	0.6713(0.0236)

Despite effective the FCSMC is, the algorithm involved in the proposed method is time consuming when the dimension of joint view representation is large, since matrix inversion

and SVD decomposition are employed during optimization. Further work will focus on the improvement of proposed method for large-scale data, by employing the dimensionality

reduction and binary representation [36] strategies.

REFERENCES

- [1] Richard H Bartels and G. W Stewart. Solution of the matrix equation $ax+xb=c$ [f4] (algorithm 432). *Communications of the Acm*, 15(9):820–826, 1972.
- [2] Maria Brbić and Ivica Kopriva. Multi-view low-rank sparse subspace clustering. *Pattern Recognition*, 73:247–258, 2018.
- [3] Xiaochun Cao, Changqing Zhang, Huazhu Fu, Si Liu, and Hua Zhang. Diversity-induced multi-view subspace clustering. In *Proceedings of the IEEE conference on computer vision and pattern recognition*, pages 586–594, 2015.
- [4] Guoqing Chao and Shiliang Sun. Multi-kernel maximum entropy discrimination for multi-view learning. *Intelligent Data Analysis*, 20(3):481–493, 2016.
- [5] Guoqing Chao, Shiliang Sun, and Jinbo Bi. A survey on multi-view clustering. *arXiv preprint arXiv:1712.06246*, 2017.
- [6] Kamalika Chaudhuri, Sham M Kakade, Karen Livescu, and Karthik Sridharan. Multi-view clustering via canonical correlation analysis. In *Proceedings of the 26th annual international conference on machine learning*, pages 129–136. ACM, 2009.
- [7] Ehsan Elhamifar and René Vidal. Sparse subspace clustering: Algorithm, theory, and applications. *IEEE transactions on pattern analysis and machine intelligence*, 35(11):2765–2781, 2013.
- [8] Hongchang Gao, Feiping Nie, Xuelong Li, and Heng Huang. Multi-view subspace clustering. In *Proceedings of the IEEE international conference on computer vision*, pages 4238–4246, 2015.
- [9] Dongyan Guo, Jian Zhang, Xinwang Liu, Ying Cui, and Chunxia Zhao. Multiple kernel learning based multi-view spectral clustering. In *International Conference on Pattern Recognition*, 2014.
- [10] Han Hu, Zhouchen Lin, Jianjiang Feng, and Jie Zhou. Smooth representation clustering. In *Proceedings of the IEEE Conference on Computer Vision and Pattern Recognition*, pages 3834–3841, 2014.
- [11] Abhishek Kumar and Hal Daumé. A co-training approach for multi-view spectral clustering. In *Proceedings of the 28th International Conference on Machine Learning (ICML-11)*, pages 393–400, 2011.
- [12] Abhishek Kumar, Piyush Rai, and Hal Daume. Co-regularized multi-view spectral clustering. In *Advances in neural information processing systems*, pages 1413–1421, 2011.
- [13] Daniel D Lee and H Sebastian Seung. Learning the parts of objects by non-negative matrix factorization. *Nature*, 401(6755):788, 1999.
- [14] Zhouchen Lin, Risheng Liu, and Zhixun Su. Linearized alternating direction method with adaptive penalty for low-rank representation. In *Advances in neural information processing systems*, pages 612–620, 2011.
- [15] Guangcan Liu, Zhouchen Lin, Shuicheng Yan, Ju Sun, Yong Yu, and Yi Ma. Robust recovery of subspace structures by low-rank representation. *IEEE transactions on pattern analysis and machine intelligence*, 35(1):171–184, 2013.
- [16] Jialu Liu, Chi Wang, Jing Gao, and Jiawei Han. Multi-view clustering via joint nonnegative matrix factorization. In *Proceedings of the 2013 SIAM International Conference on Data Mining*, pages 252–260. SIAM, 2013.
- [17] David G Lowe. Distinctive image features from scale-invariant keypoints. *International journal of computer vision*, 60(2):91–110, 2004.
- [18] Ulrike Von Luxburg. A tutorial on spectral clustering. *Statistics and Computing*, 17(4):395–416, 2007.
- [19] Timo Ojala, Matti Pietikainen, and Topi Maenpää. Multiresolution gray-scale and rotation invariant texture classification with local binary patterns. *IEEE Transactions on pattern analysis and machine intelligence*, 24(7):971–987, 2002.
- [20] Aude Oliva and Antonio Torralba. Modeling the shape of the scene: A holistic representation of the spatial envelope. *International journal of computer vision*, 42(3):145–175, 2001.
- [21] Vishal M Patel, Hien Van Nguyen, and René Vidal. Latent space sparse and low-rank subspace clustering. *IEEE Journal of Selected Topics in Signal Processing*, 9(4):691–701, 2015.
- [22] Wei Siming and Lin Zhouchen. Analysis and improvement of low rank representation for subspace segmentation. *arXiv preprint arXiv:1107.1561*, 2011.
- [23] Shiliang Sun and Guoqing Chao. Multi-view maximum entropy discrimination. In *IJCAI*, pages 1706–1712, 2013.
- [24] Grigorios F Tzortzis and Aristidis C Likas. Multiple view clustering using a weighted combination of exemplar-based mixture models. *IEEE Transactions on neural networks*, 21(12):1925–1938, 2010.
- [25] René Vidal. Subspace clustering. *IEEE Signal Processing Magazine*, 28(2):52–68, 2011.
- [26] René Vidal and Paolo Favaro. Low rank subspace clustering (lrscl). *Pattern Recognition Letters*, 43:47–61, 2014.
- [27] Yang Wang, Wenjie Zhang, Lin Wu, Xuemin Lin, Meng Fang, and Shirui Pan. Iterative views agreement: An iterative low-rank based structured optimization method to multi-view spectral clustering. *arXiv preprint arXiv:1608.05560*, 2016.
- [28] Rongkai Xia, Yan Pan, Lei Du, and Jian Yin. Robust multi-view spectral clustering via low-rank and sparse decomposition. In *AAAI*, pages 2149–2155, 2014.
- [29] Chang Xu, Dacheng Tao, and Chao Xu. A survey on multi-view learning. *arXiv preprint arXiv:1304.5634*, 2013.
- [30] Yu-Meng Xu, Chang-Dong Wang, and Jian-Huang Lai. Weighted multi-view clustering with feature selection. *Pattern Recognition*, 53:25–35, 2016.
- [31] Xing Yi, Yunpeng Xu, and Changshui Zhang. Multi-view em algorithm for finite mixture models. In *International Conference on Pattern Recognition and Image Analysis*, pages 420–425. Springer, 2005.
- [32] Kun Zhan, Chaoxi Niu, Changlu Chen, Feiping Nie, Changqing Zhang, and Yi Yang. Graph structure fusion for multiview clustering. *IEEE Transactions on Knowledge and Data Engineering*, 2018.
- [33] Changqing Zhang, Huazhu Fu, Si Liu, Guangcan Liu, and Xiaochun Cao. Low-rank tensor constrained multiview subspace clustering. In *Proceedings of the IEEE international conference on computer vision*, pages 1582–1590, 2015.
- [34] Changqing Zhang, Qinghua Hu, Huazhu Fu, Pengfei Zhu, and Xiaochun Cao. Latent multi-view subspace clustering. In *2017 IEEE Conference on Computer Vision and Pattern Recognition (CVPR)*, pages 4333–4341. IEEE, 2017.
- [35] Tong Zhang, Alexandrin Popescul, and Byron Dom. Linear prediction models with graph regularization for web-page categorization. In *Proceedings of the 12th ACM SIGKDD international conference on Knowledge discovery and data mining*, pages 821–826. ACM, 2006.
- [36] Zheng Zhang, Li Liu, Fumin Shen, Heng Tao Shen, and Ling Shao. Binary multi-view clustering. *IEEE Transactions on Pattern Analysis and Machine Intelligence*, PP(99):1–1, 2018.
- [37] Handong Zhao, Zhengming Ding, and Yun Fu. Multi-view clustering via deep matrix factorization. In *AAAI*, pages 2921–2927, 2017.
- [38] Jing Zhao, Xijiong Xie, Xin Xu, and Shiliang Sun. Multi-view learning overview: Recent progress and new challenges. *Information Fusion*, 38:43–54, 2017.
- [39] Zhi-Hua Zhou. *Ensemble methods: foundations and algorithms*. Chapman and Hall/CRC, 2012.