

ENHANCING QUALITY FOR VVC COMPRESSED VIDEOS BY JOINTLY EXPLOITING SPATIAL DETAILS AND TEMPORAL STRUCTURE

Xiandong Meng¹, Xuan Deng², Shuyuan Zhu² and Bing Zeng²

¹Hong Kong University of Science and Technology

²University of Electronic Science and Technology of China

ABSTRACT

In this paper, we propose a quality enhancement network for Versatile Video Coding (VVC) compressed videos by jointly exploiting spatial details and temporal structure (SDTS). The network consists of a temporal structure prediction subnet and a spatial detail enhancement subnet. The former subnet is used to estimate and compensate the temporal motion across frames, and the spatial detail subnet is used to reduce the compression artifacts and enhance the reconstruction quality of the VVC compressed video. Experimental results demonstrate the effectiveness of our SDTS-based approach. It offers over 7.82% BD-rate saving on the common test video sequences and achieves the state-of-the-art performance. Code is available at <https://github.com/mengab/Versatile-Video-Coding>

Index Terms— Versatile video coding, spatial-temporal information, motion compensation, quality enhancement.

1. INTRODUCTION

Versatile Video Coding (VVC)[1] achieves a higher compression performance compared with High Efficiency Video Coding (HEVC) [2]. Similar to previous video coding standards, VVC also employs a hybrid scheme which includes the block-based prediction and transform coding to compress video signals. Due to the quantization of the transform coefficients in each block, the compression artifacts, such as the blocking artifacts and the ringing effects, usually exist in the compressed videos, especially at the low bit-rate. Therefore, the quality enhancement technique becomes very attractive and promising, which can significantly reduce the compression artifacts at a specific bit-rate to improve the compression performance.

In this work, we focus on the quality enhancement for the compressed video signals based on the latest convolutional neural network (CNN) approach. The video quality enhancement may be regarded as the extension of the image quality enhancement in the temporal dimension. Such an extension introduces more prior information which can be used to potentially improve the quality of each individual frame. However, there still exist some challenges to utilize these information to construct an efficient CNN-based solution. First,

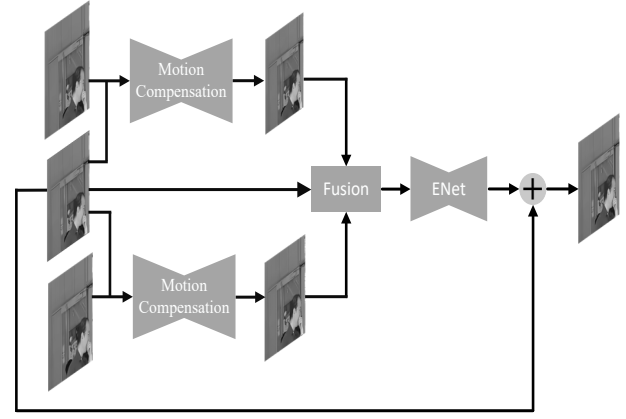


Fig. 1. Our proposed quality enhancement network.

removing compression artifacts from videos requires the understanding of not only the spatial context of the single frame but also the motion information across frames. Second, although it is possible to find missing content of the same scene or object in adjacent frames, the interference information will be introduced to the target frame if the adjacent frames are directly input to network. Third, due to the existence of the quality fluctuation across compressed video frames, it is very difficult to enhance all video frames with a single model.

We propose a novel end-to-end deep learning architecture to tackle the above issues. Our proposed network is shown in Fig. 1, which consists of a temporal structure prediction subnet and a spatial detail enhancement subnet. The first subnet is utilized to estimate and compensate the temporal motion across frames, and the second one is employed to reduce the compression artifacts. Meanwhile, as pointed out in [3, 4, 5, 6] that the low-quality frames may be enhanced using the adjacent high-quality frames, we also employ the adjacent High-Quality Frames (HQF) as reference to enhance the Low-Quality Frames (LQF). The experimental results demonstrate the performance of our proposed method, which achieves a better quality enhancement for the compressed videos compared with the state-of-the-art approaches.

2. RELATED WORK

Deep learning has been successfully applied to video super-resolution [7], deblurring [8] and inpainting [9], and can also be employed to enhance the quality of compressed image/video [6, 10, 11, 12, 13, 14, 15, 16, 17]. Particularly, Dong *et al.* [11] firstly proposed ARCNN to reduce the JPEG artifacts of images. Later on, DnCNN [16] and MemNet [12] were proposed for image restoration, including the image quality enhancement. For the quality enhancement of compressed video, VRCNN [10] was proposed as a variable-filter-size residue-learning network [18] for the post-processing of HEVC intra coding. Wang *et al.* [13] developed a Deep CNN-based Auto Decoder (DCAD), which contains 10 CNN layers to reduce the distortion of compressed video. These methods were proposed just based on the prior information of single video frame, the enhancement performance is still limited. To tackle this problem, Yang *et al.* [6] proposed a MFQE model with multi-frame input for quality enhancement of HEVC compressed video in which the information of neighboring key frames was considered. Meanwhile, Meng *et al.* [15] designed a multi-frame guided attention network by jointly taking advantage of the intra-frame prior information and multi-frame information to enhance the quality of the HEVC compressed video. The experimental results of [6] and [15] have demonstrated that utilizing the multi-frame information to build up the network for video quality enhancement can achieve excellent performance.

3. OUR PROPOSED APPROACH

In this section, we focus on the design of the three key components, i.e., the motion compensation module, the multi-frame fusion mode and the quality enhancement subnet, of our proposed SDTS-based approach.

3.1. Motion Compensation Module

The multi-frame video processing networks are normally built upon the fact that different observations of the same object or scene are probably available across frames of a video. As a result, content or scene, which are lost due to certain processing on the target frame, may be found in adjacent frames. Therefore, an intuitive idea is to enhance the compression quality of target frame by directly inputting multiple frames to the network. However, due to inter-frame motion, the interference information may be introduced to the network, especially for those scenes with drastic motion. To tackle this problem, we firstly employ a subnet to estimate and compensate the temporal motion across frames. Then, the compensated adjacent frames are used to enhance the quality of target frame.

In [7], Caballero *et al.* proposed the spatial transformer motion compensation (STMC) for video super-resolution. The basic idea of STMC is to predict the optical flow of ad-




Fig. 2. Top: flow map estimated relating the original frame. Bottom: the consecutive frames without and with motion compensation (No MC and MC).

jacent frames to current frame by multi-scale downsampling network. Suppose I_t and I_{t+1} are two consecutive frames, the optical flow related to adjacent frame I_{t+1} , whose reference frame is I_t , is a function of motion parameter $\theta_{\Delta,t+1}$. This optical flow can be represented by two feature maps corresponding to displacements of the x and y dimensions, i.e., Δ_{t+1}^x and Δ_{t+1}^y , as $\Delta_{t+1} = (\Delta_{t+1}^x, \Delta_{t+1}^y; \theta_{\Delta,t+1})$. Then, the compensated frame I'_{t+1} can be expressed as

$$I'_{t+1}(x, y) = \mathcal{I} \{ I_{t+1}(x + \Delta_{t+1}^x, y + \Delta_{t+1}^y) \}, \quad (1)$$

where \mathcal{I} denotes the bilinear interpolation. Moreover, STMC consists of a coarse ($\times 4$) optical flow estimation and a fine ($\times 2$) flow estimation module.

We make several modifications on STMC to adapt it to our proposed SDTS. First, we employ the coarse-to-fine ($\times 4$ and $\times 2$) flow estimation modules to handle large scale motion. Also, we develop a flow estimation module without downsampling process to deal with still scenes in the video. Therefore, the final motion compensated frame I'_{t+1} is obtained by warping the target frame with the total flow

$$I'_{t+1} = \mathcal{I} \left\{ I_{t+1} \left(\Delta_{t+1}^c, \Delta_{t+1}^f, \Delta_{t+1}^s \right) \right\}, \quad (2)$$

where Δ_{t+1}^c , Δ_{t+1}^f and Δ_{t+1}^s denote the coarse flow, fine flow and still scenes flow, respectively. Second, we find that motion compensation operation relies to a large extent on the accuracy of motion estimation. Therefore, the proposed motion compensation module is firstly trained under the supervision of the raw frames to get a more accurate motion estimation, then all models are fine-tuned based on this motion compensation module.

To verify the effectiveness of our proposed motion compensation (MC) method, we present the error maps between two consecutive frames I_t and I_{t+1} in Fig. 2. One can see from Fig. 2 that using the proposed MC operation induces less error in the compensated frame, and our proposed MC method can well eliminate interference in the adjacent frame.

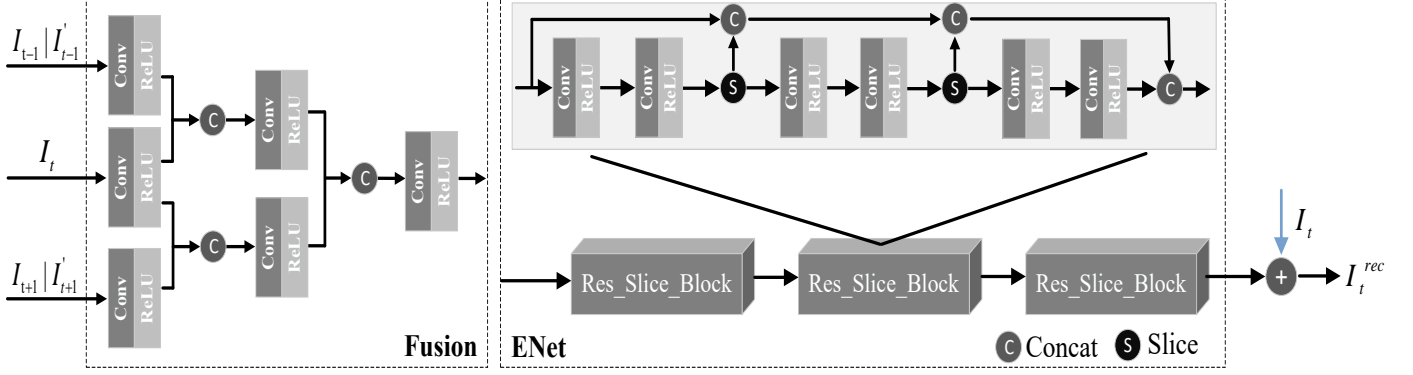


Fig. 3. The temporal fusion unit and spatial quality enhancement sub-network.

3.2. Multi-frame Fusion Mode

The CNN-based temporal information fusion methods have been proposed for various applications, which are mainly classified into early fusion [19], slow fusion [20] and 3D convolutions [21]. Early fusion is one of the most straightforward fusion approaches, which collapses all temporal information in the first layer. Slow fusion partially merges temporal information in a hierarchical structure and it is slowly fused as information progresses through the network. This fusion approach has shown better performance than early fusion for some video applications [7, 20]. Therefore, we adopt the slow fusion mode as temporal information fusion step in our SDTS approach and more details can be found in Fig. 3,

3.3. Enhancement subnet (ENet)

The quality enhancement subnet (ENet) is used to reduce the compression artifacts and enhance the reconstruction effect of target frame in our work. The experimental results in [22] and [23] demonstrate that adaptively recalibrating the responses of channel-wise features with coarse-to-fine structure can improve the representation of the network. Therefore, we construct our ENet with a series of coarse-to-fine residual slice blocks (Res_Slice_Block), as shown in Fig. 3. Specifically, only a part of the previous features are delivered to the following modules in each Res_Slice_Block to extract useful information progressively. The local short-path information and the local long-path information are aggregated by concat operation. The slice and concat operators in the Res_Slice_Block are used to control how much the useful information in current state will be reserved and delivered to the next unit. When the weights of both the operators are close to zeros, the information delivered from the previous state will be ignored by the current state. Conversely, more useful information in previous state will be delivered to current state.

3.4. Training Strategy

Phase 1 The motion compensation module is firstly trained under the supervision of the raw frames I_0^R to get more accurate optical flow information. The loss function of motion compensation module can be written as

$$\mathcal{L}_{ME} = \sum_{i=-T}^T \|\mathcal{I}(I_{0 \rightarrow i}^R; \Delta_i^R) - I_0^R\|^2. \quad (3)$$

Phase 2 We use Euclidean loss between the reconstructed reference frame I_0^{Rec} and the ground truth I_0^H to train the quality enhancement subnet,

$$\mathcal{L}_{ENet} = \sum_{i=-T}^T \|I_0^H - I_0^{Rec(i)}\|^2. \quad (4)$$

Phase 3 We jointly tune the whole system with total loss as

$$\mathcal{L} = \mathcal{L}_{ME} + \lambda_2 \mathcal{L}_{ENet}, \quad (5)$$

where λ_2 is the weighting factor balancing two losses.

4. EXPERIMENT

We implement our SDTS framework on TensorFlow platform [24]. To make fair comparisons, we conduct all experiments on the same dataset with the same training configuration. All the experiments are conducted on a PC with Intel Xeon E5 CPU and Nvidia GeForce GTX 1080Ti GPU. With our un-optimized codes, it takes about 37ms to process 3 input frames of size 416×240 for one high-quality output frame.

Data Preparation We randomly collect 80 training videos from the Derfs collection¹ as training data set. For the test dataset, 16 video sequences of Classes B~E are used in our experiments. The training and test sequences are compressed in the common test conditions (CTCs) [25] by the latest VVC reference software, VTM3.0, under Low-Delay P (LD) configuration. We specify the Quantization Parameters

¹<http://media.xiph.org/video/derf/>

(QPs) to 22, 27, 32 and 37, respectively. When training the SDTS models, in each video clip, we randomly select the raw frame, its corresponding decoded target frame and the adjacent frames to form the training pairs.

In recent popular video coding standards, such as H.264, HEVC and VVC, the distance between two HQFs is approximately or less than 5 frames. Such a short distance between two HQFs indicates that there are high correlations among neighboring frames. This correlation appears since the physical characteristics (brightness and color, etc.) are similar among neighboring frames. The background usually does not change in such short time intervals, and only some objects may have few changes in position. Therefore, similar to MFQE approach, we train two models to enhance the quality of HQFs and LQFs, respectively. For LQFs, our SDTS is proposed to enhance the quality that takes advantage of the nearest HQFs. The quality of HQFs can be directly enhanced by the ENet in Fig. 3, which is a single-frame approach for video quality enhancement.

Model Training All the proposed models are trained following the same protocol and share similar hyperparameters. Filter sizes are set to 3×3 , and all non-linearities are rectified linear units except for the output layer, which uses a linear activation. During training, we use a mini-batch size of 8. To minimize the loss functions of (5), λ_2 is empirically set as 0.01, we employ Adam optimizer [26] with a start learning rate of $1e-4$, decay the learning rate with a power of 10 at the 10^{th} epochs, and terminate training at 30 epochs. To save training time, we first train the model at QP 37 from scratch and network models at other QPs are fine-tuned from it.

4.1. Quantitative Evaluation

To verify the performance of the proposed SDTS approach, we evaluate the performance of our SDTS in terms of Δ PSNR, which measures the PSNR difference between the enhanced and the original compressed frame. We compare our SDTS approach with some state-of-the-art algorithms, that is, VRCNN [10], DCAD [13] and MFQE [6]. Specifically, VRCNN and DCAD are single frame approaches, while MFQE is a multi-frame video quality enhancement approach. In addition, we provide a model with only Slow Fusion (SF) and no motion compensation as a comparison. We randomly test consecutive 10 frames of each test video and then average the performances over them as the final result.

Table 1 presents the Δ PSNR results for each test sequence at QP= 37. It can be seen from Table 1 that our SDTS method outperforms (on average) the other approaches for the test sequences. Specifically, the highest Δ PSNR of our SDTS reaches 0.4882dB for MC model, and the averaged Δ PSNR of our SDTS approach are 0.3262 dB and 0.2664 dB for MC and SF modes, respectively, which are much higher than that of MFQE (0.1939 dB), the state-of-the-art method.

Table 1. Comparisons of different methods on Δ PSNR (dB) over VTM3.0 baseline at QP 37

Class	Sequence	VRCNN [10]	DCAD [13]	MFQE [6]	SDTS (SF)	SDTS (MC)
B	Kimono1	0.0656	0.0358	0.1609	0.1793	0.2687
	ParkScene	0.1013	0.0606	0.2404	0.2485	0.3664
	Cactus	0.0832	0.0311	0.1548	0.2232	0.2799
	BasketballDrive	0.0452	0.0436	-0.0421	-0.0571	-0.0376
	BQTerrace	0.1249	0.0850	0.1953	0.2375	0.2882
C	RaceHorses	0.0671	0.0321	0.0583	0.0738	0.1412
	BQMall	0.1029	0.0478	0.2155	0.3396	0.3835
	PartyScene	0.0634	0.0244	0.1820	0.2600	0.3044
	BasketballDrill	0.0704	0.0603	0.1056	0.1705	0.1984
D	RaceHorses	0.1407	0.0923	0.2192	0.2071	0.3567
	BQSquare	0.1893	0.1179	0.1895	0.4081	0.4460
	BlowingBubbles	0.0833	0.0419	0.2371	0.3031	0.3754
	BasketballPass	0.1251	0.0655	0.3027	0.3866	0.4882
E	FourPeople	0.2185	0.0962	0.2997	0.4593	0.4761
	Johnny	0.2029	0.1100	0.2906	0.3957	0.4256
	KristenAndSara	0.1943	0.1091	0.2934	0.4272	0.4577
Overall		0.1174	0.0659	0.1939	0.2664	0.3262

4.2. Rate-Distortion Performance Evaluation

We further compare the overall BD-rate saving [27] of different methods on the VVC test model (VTM3.0). One can see from Table 2 that: First, our SDTS approach achieves the best performance overall the compared methods. Specifically, it can obtain over 7.82% BD-rate reduction from standard VVC and about 1.8% BD-rate reduction compared with the state-of-the-art method, i.e., MFQE. Second, VRCNN and DCAD are less effective in terms of BD-rate saving than MFQE and SDTS, this indicates that the multi-frame model is more efficient than the single-frame model. In a nutshell, both the spatial details and temporal structure information of video are very important to enhance the quality of compressed video.

4.3. Quality Fluctuation

We also compare the quality fluctuation of compressed video between different methods. As shown in Fig. 4, we provide the Δ PSNR results for 15 consecutive frames of the test video “BlowingBubbles”. One can see from Fig. 4 that the Δ PSNR curve of our SDTS approach is always over the Δ PSNR curves of comparison approaches, which indicates that our method can better remove the compression artifacts of consecutive frames and achieve better reconstructed video quality. In summary, our SDTS approach is effective to mitigate the quality fluctuation of compressed video, as well as enhancing the quality of compressed video.

Table 2. Comparisons of different methods on BD-rate (Y, %) saving over VTM3.0 baseline

Class	Sequence	VRCNN [10]	DCAD [13]	MFQE [6]	SDTS (MC)
B	KimonoI	-4.13%	-2.33%	-2.42%	-5.42%
	ParkScene	-2.33%	-2.49%	-5.02%	-6.36%
	Cactus	-6.60%	-3.84%	-6.84%	-9.12%
	BasketballDrive	-3.88%	-3.44%	-2.38%	-3.26%
	BQTerrace	-7.49%	-7.37%	-10.70%	-14.34%
C	BasketballDrill	-1.66%	-1.93%	-2.36%	-3.38%
	BQMall	-2.12%	-2.25%	-4.68%	-6.61%
	PartyScene	-1.15%	-1.78%	-3.70%	-5.34%
	RaceHorses	-2.20%	-1.89%	-2.59%	-3.53%
D	BasketballPass	-2.89%	-3.02%	-5.78%	-7.10%
	BQSquare	-4.94%	-5.39%	-7.21%	-10.30%
	BlowingBubbles	-2.17%	-2.97%	-6.38%	-8.23%
	RaceHorses	-2.90%	-2.58%	-4.23%	-5.29%
E	FourPeople	-5.67%	-4.76%	-7.74%	-9.98%
	Johnny	-10.81%	-10.14%	-13.71%	-15.86%
	KristenAndSara	-6.51%	-6.33%	-9.16%	-11.07%
Class B		-4.54%	-3.89%	-5.81%	-7.70%
Class C		-1.78%	-1.98%	-3.32%	-4.71%
Class D		-3.22%	-3.49%	-5.90%	-7.73%
Class E		-7.66%	-7.08%	-10.20%	-12.30%
Overall		-4.11%	-3.91%	-6.03%	-7.82%

5. CONCLUSIONS

We propose a novel CNN-based approach to enhance the VVC compressed videos by jointly exploiting spatial details and temporal structure. Our proposed approach, i.e. the SDTS network, consists of a temporal structure prediction subnet and a spatial detail enhancement subnet. The former subnet is utilized to estimate and compensate the temporal motion across frames, and the latter one is employed to enhance the reconstruction quality of the VVC compressed video. Experimental results demonstrate our proposed approach achieves the state-of-the-art performance.

6. REFERENCES

- [1] J.-R. Ohm and G. J. Sullivan, "Versatile video coding-towards the next generation of video compression," in *PCS*, 2018.
- [2] G. J. Sullivan, J. R. Ohm, W.-J. Han, and T. Wiegand, "Overview of the high efficiency video coding (hevc) standard," *IEEE Trans. on Circuits and Systems for Video Technology*, vol. 22, no. 12, pp. 1649–1668, 2012.
- [3] F. Brandi, R. de Queiroz, and D. Mukherjee, "Super resolution of video using key frames," in *ISCAS*, 2008, pp. 1608–1611.
- [4] E. M. Hung, R. L. de Queiroz, F. Brandi, K. F. de Oliveira, and D. Mukherjee, "Video super-resolution using codebooks derived from key-frames," *IEEE Transactions on Circuits and Systems for Video Technology*, vol. 22, no. 9, pp. 1321–1331, 2012.
- [5] B. C. Song, S.-C. Jeong, and Y. Choi, "Video super-resolution algorithm using bi-directional overlapped block motion compensation and on-the-fly dictionary training," *IEEE Trans. on Circuits and Systems for Video Technology*, vol. 21, pp. 274–285, 2011.
- [6] R. Yang, M. Xu, Z. Wang, and T. Li, "Multi-frame quality enhancement for compressed video," in *CVPR*, 2018, pp. 6664 – 6673.
- [7] J. Caballero, C. Ledig, A. Aitken, A. Acosta, J. Totz, Z. Wang, and W. Shi, "Real-time video super-resolution with spatio-temporal networks and motion compensation," in *CVPR*, 2017.
- [8] X. Tao, H. Gao, Y. Wang, X. Shen, J. Wang, and J. Jia, "Scale-recurrent network for deep image deblurring," in *CVPR*, 2018.
- [9] C. Wang, H. Huang, X. Han, and J. Wang, "Video inpainting by jointly learning temporal structure and spatial details," *preprint arXiv:1806.08482*, 2018.
- [10] Y. Dai, D. Liu, and F. Wu, "A convolutional neural network approach for post-processing in hevc intra coding," in *MMM*, 2017, pp. 28 – 39.
- [11] C. Dong, Y. Deng, C. C. Loy, and X. Tang, "Compression artifacts reduction by a deep convolutional network," in *ICCV*, 2015, pp. 576 – 584.
- [12] Y. Tai, J. Yang, X. Liu, and C. Xu, "Memnet: A persistent memory network for image restoration," in *ICCV*, 2017.
- [13] T. Wang, M. Chen, and H. Chao, "A novel deep learning-based method of improving coding efficiency from the decoder-end for hevc," in *DCC*, 2017.

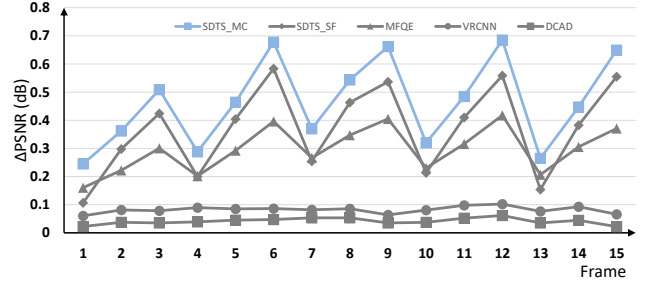


Fig. 4. Comparisons of quality fluctuation for “BlowingBubbles” at QP=37.

- [14] Z. Wang, D. Liu, S. Chang, Q. Ling, Y. Yang, and T. S. Huang, "D3: Deep dual-domain based fast restoration of jpeg-compressed images," in *CVPR*, 2016, pp. 2764 – 2772.
- [15] X. Meng, X. Deng, S. Zhu, S. Liu, C. Wang, C. Chen, and B. Zeng, "Mganet: A robust model for quality enhancement of compressed video," *arXiv:1811.09150*, pp. 1–12, 2018.
- [16] K. Zhang, W. Zuo, Y. Chen, D. Meng, and L. Zhang, "Beyond a gaussian denoiser: Residual learning of deep cnn for image denoising," *IEEE Transactions on Image Processing*, vol. 26, no. 7, pp. 3142 – 3155, 2017.
- [17] X. He, Q. Hu, X. Zhang, C. Zhang, W. Lin, and X. Han, "Enhancing hevc compressed videos with a partition-masked convolutional neural network," in *ICIP*, 2018, pp. 216–220.
- [18] K. He, X. Zhang, S. Ren, and J. Sun, "Deep residual learning for image recognition," in *CVPR*, 2016, pp. 770 – 778.
- [19] A. Kappeler, S. Yoo, Q. Dai, and A. K. Katsaggelos, "Video super-resolution with convolutional neural networks," *IEEE Transactions on Computational Imaging*, vol. 2, no. 2, pp. 109 – 122, 2016.
- [20] A. Karpathy, G. Toderici, S. Shetty, T. Leung, R. Sukthankar, and L. Fei-Fei, "Large-scale video classification with convolutional neural networks," in *CVPR*, 2014.
- [21] D. Tran, L. Bourdev, R. Fergus, L. Torresani, and M. Paluri, "Learning spatiotemporal features with 3d convolutional networks," in *CVPR*, 2015, pp. 4489–4497.
- [22] J. Hu, L. Shen, and G. Sun, "Squeeze-and-excitation networks," in *CVPR*, 2018, pp. 7132 – 7141.
- [23] Z. Hui, X. Wang, and X. Gao, "Fast and accurate single image super-resolution via information distillation network," in *CVPR*, 2018.
- [24] M. Abadi, A. Agarwal, and Paul Barham et al., "Tensorflow: Large-scale machine learning on heterogeneous systems," 2015.
- [25] J. Boyce, K. Suehring, X. Li, and V. Seregin, "Jvet common test conditions and software reference configurations," *JVET-J1010, ITU-T SG16*, 2018.
- [26] D. Kingma and B. Jimmy, "Adam: A method for stochastic optimization," in *ICLR*, 2014.
- [27] G. Bjontegaard, "Calculation of average psnr differences between rd-curves," in *ITU-T Q. 6/SG16 VCEG, 15th Meeting*, 2001.