

---

# Faster Boosting with Smaller Memory

---

**Julaiti Alafate**

University of California, San Diego  
jalafate@eng.ucsd.edu

**Yoav Freund**

University of California, San Diego  
yfreund@ucsd.edu

## Abstract

The two state-of-the-art implementations of boosted trees: XGBoost and LightGBM, can process large training sets extremely fast. However, this performance requires that memory size is sufficient to hold a 2-3 multiple of the training set size. This paper presents an alternative approach to implementing boosted trees, which achieves a significant speedup over XGBoost and LightGBM, especially when memory size is small. This is achieved using a combination of two techniques: early stopping and stratified sampling, which are explained and analyzed in the paper. We describe our implementation and present experimental results to support our claims.

## 1 Introduction

Boosting [1, 2], and in particular gradient boosted trees [3] are some of the most popular learning algorithms used in practice.

In recent years several highly optimized implementations of boosting have been developed. The two most recent implementations, which define the state of the art, are **XGBoost** [4] and **LightGBM** [5]. These implementations can train models with hundreds of trees using millions of training examples in a matter of minutes.

However, a significant limitation of these methods is that they require that all of the training data be stored in main memory. For **LightGBM** this requirement is strict. **XGBoost** can operate in disk-mode which makes it possible to use machines with smaller memory than the training set size. However, this mode comes with a penalty in running time.

The main contribution of this paper is a new implementation of gradient-boosted-trees, called **Sparrow**, which can run efficiently on machines whose memory is much smaller than the training set, with no penalty in accuracy and at a speed that is 10-100 times faster than XGBoost in disk mode.

**Sparrow** is based on the realization that each boosting step corresponds to an estimation of a gradient along the axis defined by the weak rules. The common approach to performing this estimation is to scan *all* of the training examples so as to minimize the estimation error. This becomes time consuming when the training data does not fit in memory.

We minimize the number of examples scanned while controlling the estimation error by combining three ideas from statistics: *early stopping*, the *effective number of examples* and *stratified weighted sampling*. The first of these ideas was studied in previous work. The second and third are, to the best of our knowledge, novel. We now give a high level explanation of these ideas. Details are provided in the body of the paper.

**Effective number of examples** Boosting assigns different weights to different examples. The weight represents the magnitude of the gradient at the term corresponding to the example and is correct in that it ensures an unbiased estimate of the gradient. However, when the weights of the examples

is dominated by a small number of “heavy” examples the variance of the estimator of the gradient is high. The result is an effective decrease of the memory-resident training set and an increase the chance for over-fitting. We quantify this reduction in terms of the *effective number of examples*  $n_{\text{eff}}$ . The definition and analysis of  $n_{\text{eff}}$  is the first contribution of this paper. When  $n_{\text{eff}}/n$  is small, **Sparrow** flushes the current training set and using *weighted sampling* to load to memory a new training set of size  $n$  in which all of the weights are equal.

**Stratified Weighted Sampling** While there are well known methods for weighted sampling. All of the existing methods (that we know of) are inefficient when the weights are highly skewed. In such cases most of the examples scanned are rejected, leading to very slow sampling. Our second contribution is a technique we call *stratified weighted sampling* which generates the same sampled distribution while guaranteeing that the fraction of rejected examples is no large than  $1/2$ .

**Early Stopping** Our third contribution is in reducing the number of examples that are read from memory into the CPU by the boosting algorithm. This idea is that instead of scanning all of the examples in memory to decide which is the *best* split to add to current decision tree, it is enough to only read as many examples as are needed to identify a split that is *significantly better than random guessing*. Doing so without increasing the chance for over-fitting requires the careful tuning of stopping rules. This tuning is based on methods of *sequential analysis* and *early stopping* from statistics [6].

**Implementation and experiments** We implemented **Sparrow** using the Rust programming language [7]. We compared its performance to the performance of **XGBoost** and **LightGBM** on two large datasets: one with 50 Million examples (the human acceptor splice site dataset [8, 9]), the other with over 600M examples (the bathymetry dataset [10]). We show that **Sparrow** can achieve 10-20x speed-up over **LightGBM** and **XGBoost** especially in the limited memory settings.

The rest of the paper is organized as follows. In Section 2 describe the statistical theory we bring to bear in the design of **Sparrow**. In Section 3 we describe **Sparrow**. In Section 4 we describe the experiments comparing **Sparrow** to XGBoost and LightGBM. We conclude in Section 5 with future work directions.

## 2 Theory

We start with a brief description of the confidence-rated boosting algorithm (Algorithm 9.1 on the page 274 of [2]).

Let  $\vec{x} \in X$  be the feature vectors and let the output be  $y \in Y = \{-1, +1\}$ . The target is defined as a joint distribution  $\mathcal{D}$  over  $X \times Y$ , our goal is to find a classifier  $c : X \rightarrow Y$  with small error:

$$\text{err}_{\mathcal{D}}(c) \doteq P_{(\vec{x}, y) \sim \mathcal{D}} [c(\vec{x}) \neq y]$$

We are given a set  $\mathcal{H}$  of base classifiers  $h : X \rightarrow [-1, +1]$ .<sup>1</sup>

The *score function* generated by AdaBoost is a weighted sum of  $T$  rules from  $\mathcal{H}$

$$S_T(\vec{x}) = \left( \sum_{t=1}^T \alpha_t h_t(\vec{x}) \right)$$

The strong classifier is the sign of the score function:  $H_T = \text{sign}(S_T)$ .

AdaBoost can be viewed as a coordinate-wise gradient descent algorithm [11]. The algorithm iteratively finds the direction (base rule) which maximizes the decrease of the average potential function and adds this base rule to  $S_T$  with weight that is a function of the gradient. The potential function used in AdaBoost is  $e^{-S_t(\vec{x})y}$ . Other potential functions have been studied. In this work we focus on the potential function used in AdaBoost.

We distinguish between two types of potential averages. The expected potential or true potential:

$$\Phi(S_t) = E_{(\vec{x}, y) \sim \mathcal{D}} \left[ e^{-S_t(\vec{x})y} \right]$$

---

<sup>1</sup>The base classifiers can output any number between -1 and +1. In the application to decision trees we use *specialists* i.e. experts whose output is in  $\{-1, 0, +1\}$

and the average potential or empirical potential.

$$\hat{\Phi}(S_t) = \frac{1}{n} \sum_{i=1}^n e^{-S_t(\vec{x}_i)y_i}$$

The ultimate goal of any boosting algorithm is to minimize the expected potential, which determines the true error rate. However, most boosting algorithms, including **XGBoost** and **LightGBM** focus on minimizing the empirical potential  $\hat{\Phi}(S_t)$  and rely on the limited capacity of the weak rules to guarantee that the true potential is also small. **Sparrow** takes a different approach, the algorithm uses an estimator to identify rules which reduce the *true* potential.

Consider adding a single base rule  $h_t$  to the score function  $S_{t-1}$ :  $S_t = S_{t-1} + \alpha_t h_t$  and taking the partial derivative of the potential with respect to  $\alpha_t$  we get:

$$\left. \frac{\partial}{\partial \alpha_t} \right|_{\alpha_t=0} \Phi(S_{t-1} + \alpha_t h) = E_{(\vec{x}, y) \sim \mathcal{D}_{t-1}} [h(\vec{x})y] \quad (1)$$

Where

$$\mathcal{D}_{t-1} = \frac{\mathcal{D}}{Z_{t-1}} \exp(-S_{t-1}(\vec{x})y) \quad (2)$$

and  $Z_{t-1}$  is a normalization factor that makes  $\mathcal{D}_{t-1}$  a distribution.

Boosting algorithms performs coordinate-wise gradient descent on the average potential where each coordinate corresponds to one base rule. Using equation 1 we can express the gradient with respect to base rule  $h$  as a correlation, which we call the *true edge*:

$$\gamma_t(h) \doteq \text{corr}_{\mathcal{D}_{t-1}}(h) \doteq E_{(\vec{x}, y) \sim \mathcal{D}_{t-1}} [h(\vec{x})y] \quad (3)$$

The true edge is not directly measurable. An unbiased estimator for the true edge is the *empirical edge*:

$$\hat{\gamma}_t(h) \doteq \widehat{\text{corr}}_{\mathcal{D}_{t-1}}(h) \doteq \sum_{i=1}^n \frac{w_i}{Z_{t-1}} h(\vec{x}_i)y_i \quad (4)$$

where  $w_i = e^{-S_{t-1}(\vec{x}_i)}$  and  $Z_{t-1} = \sum_{i=1}^n w_i$ .

The goal of all boosting algorithms is to minimize a potential function. **XGBoost** and **LightGBM** do this by finding the base rule with the largest *empirical edge*. **Sparrow** finds a base rule which, with high probability, has a large *true edge*.

The novelty of **Sparrow** is in the way it uses samples of the training data to identify rules whose true edge is significant. Several statistical techniques are used to minimize the number of examples needed to compute the estimates, which we will explain next.

## 2.1 Effective Sample Size

Equation 4 defines  $\hat{\gamma}(h)$ , which is an unbiased estimate of  $\gamma(h)$ . How accurate is this estimate? A standard quantifier is the variance of the estimator:

$$\text{Var}(\hat{\gamma}) = \frac{\sum_{i=1}^n w_i^2}{(\sum_{i=1}^n w_i)^2} \quad (5)$$

If all of the weights are equal  $\text{Var}(\hat{\gamma}) = 1/n$  which corresponds to a standard deviation of  $1/\sqrt{n}$  which is the expected relation between the sample size and the error.

If the weights are not equal then the variance is larger and the estimate is less accurate. We define the *effective sample size*  $n_{\text{eff}}$  to be

$$n_{\text{eff}} \doteq \frac{(\sum_{i=1}^n w_i)^2}{\sum_{i=1}^n w_i^2} \quad (6)$$

So that  $\text{Var}(\hat{\gamma}) = 1/n_{\text{eff}}$ .

To see that the name “effective sample size” makes sense, consider  $n$  weights where  $w_1 = \dots, w_k = 1/k$  and  $w_{k+1} = \dots = w_n = 0$ . It is easy to verify that in this case  $n_{\text{eff}} = k$  which agrees with our intuition that examples with zero weight have no effect on the estimate.

Suppose memory is only large enough to store  $n$  examples. If  $n_{\text{eff}} \ll n$  then we are wasting valuable memory space on examples with small weights. Which can significantly increase overfitting. We can fix this problem by using weighted sampling. This repopulates memory with  $n$  equally weighted examples, and makes it possible to learn without over-fitting.

## 2.2 Weighted Sampling

When **Sparrow** detects that  $n_{\text{eff}}$  is much smaller than the memory size  $n$ . **Sparrow** clears the memory and collects a new sample using weighted sampling. This increases  $n_{\text{eff}}$  back to  $n$  and decreases over-fitting.

**Sparrow** samples examples from disk to memory using *minimal variance weighted sampling* [12]. This method reads from disk one example  $(\vec{x}, y)$  at a time, calculates the weight for that example  $w_i$  and accepts the example with probability proportional to it's weight. Accepted examples are stored in memory with initial weight of 1.<sup>2</sup> This increases the effective number of examples from  $n_{\text{eff}}$  back to  $n$ . Thereby reducing over-fitting.

To gain some intuition regarding this effect consider the following common setup. Suppose that the training set size is  $N = 100,000$  examples, of which  $0.01N$  are positive and  $0.99N$  are negative. Suppose we can store  $n = 2,000$  examples in memory. The number of memory resident examples  $0.01n = 20$ . Clearly, with such a small number of negative examples there is a danger of overfitting. However, the all negative rule is 99% correct. If we reweigh the examples using the AdaBoost rule we will give half the weight to the positive and hold the weight to the negative and the value of  $n_{\text{eff}}$  will drop to 40. This would cause a resampling step. which will result in a training set with 1000 positive and 1000 negative, based on which we can find additional base rules with little danger of overfitting.

This process continues as long as **Sparrow** is making progress and the weights are becoming increasingly skewed. When the skew is large,  $n_{\text{eff}}$  is small and **Sparrow** resamples a new sample with uniform weights.

## 2.3 Sequential analysis

As explained above **Sparrow** achieves Disk-to-Memory efficiency by using weighted resampling that is triggered when  $n_{\text{eff}}$  is too small.

**Sparrow** achieves high Memory-to-CPU efficiency by reading from memory the minimal number of examples that are necessary to establish that a particular weak rule has a significant edge. This is done using Sequential Analysis and Early Stopping.

Sequential analysis (SA) was introduced by Wald [6] in the 1940s. Here we give a short illustration. Suppose we want to estimate the expected loss of a model. In the standard large deviation analysis we assume that the loss is bounded in some range, say  $[-M, +M]$  and that the size of the training set is  $n$ . This implies that the standard deviation of the training loss is at most  $M/\sqrt{n}$ . In order to make this standard deviation be smaller than some  $\epsilon > 0$  we need that  $n > (M/\epsilon)^2$ . While this analysis is optimal in the worst case, it can be improved if we have additional information about the standard deviation. We can glean such information from the observed losses by using the following sequential analysis method. Instead of choosing  $n$  ahead of time, the algorithm computes the loss of one example at a time. A *stopping rule* is used to decide whether, conditioned on the sequence of losses seen so far, there is very small probability that the difference between the average loss and the true loss is larger than  $\epsilon > 0$ . The result is that when the standard deviation is significantly smaller than  $M$  the number of examples that need to be used in the estimate is much smaller than  $n = (M/\epsilon)^2$ .

Domingo and Watanabe [13] and Bradley and Schapire [14] have previously studied using stopping rules to accelerate boosting. Our contribution is in using a tighter stopping rule. Our stopping rule is tighter because it takes into account the dependence of the example weights on the variance.

Note that the choice of stopping rule has a direct impact on the performance of the algorithm. In other words, we want to use a stopping rule that is as tight as possible, including constants.

---

<sup>2</sup>LightGBM also uses sampling, but the sampling method used there is biased.

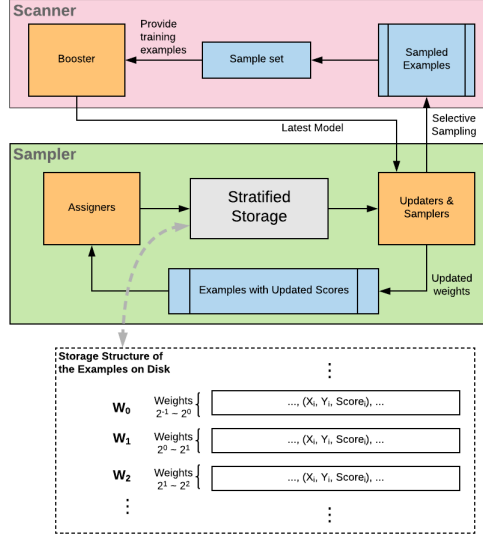


Figure 1: The **Sparrow** system architecture.

We base our stopping rule is based on Theorem 4 of [15] (see appendix A).

The stopping rule we depends on both the mean and the variance of weighted correlation. Fixing the current strong rule  $H$  defines the a (unnormalized) weight for each example which we denote  $w(\vec{x}, y) = e^{-H(\vec{x})y}$ . Considering a particular candidate base rule  $h$  and a sequence of labeled examples  $(\vec{x}_1, y_1), (\vec{x}_2, y_2), \dots$  and assuming we are looking for a rule which true correlation is at east  $\gamma$  we define two cumulative quantities:

$$M_t \doteq \sum_{i=1}^t w(\vec{x}, y)(h(\vec{x})y - \gamma) \quad , \quad V_t \doteq \sum_{i=1}^t w(\vec{x}, y)^2 \quad (7)$$

$M_t$  is an estimate of the difference between the difference between the correlation of  $h$  and  $\gamma$ . The goal of the stopping rule is to identify a base rule  $h$  whose correlation is larger than  $\gamma$ .

The stopping rule is defined to be

$$t > t_0 \text{ and } M_t > C \sqrt{V_t (\log \log \frac{V_t}{M_t} + B)} \quad (8)$$

Where  $t_0, C$  and  $B$  are parameters.

Note that our stopping rule depends on the cumulative variance  $V_t$  which is basically the same as  $1/n_{\text{eff}}$ . When a new sample is placed in memory, all of the weights are equal to one,  $n_{\text{eff}} = n$  and the stopping rule stops quickly. When the weights diverge, the effective number of examples  $n_{\text{eff}}$  becomes smaller than  $n$  and the stopping rule requires proportionally more examples before stopping.

### 3 System Design and Algorithms

In this section we give a verbal description of **Sparrow**. Pseudo-code is available in Appendix B.

The task of the main procedure of **Sparrow** is to generate a sequence of base rules  $h_1, \dots, h_k$  and combine them into a strong rule  $H_k$ .

It calls two subroutines: that execute in parallel: a **Scanner** (d) and a **Sampler** (b). We describe each subroutine in turn.

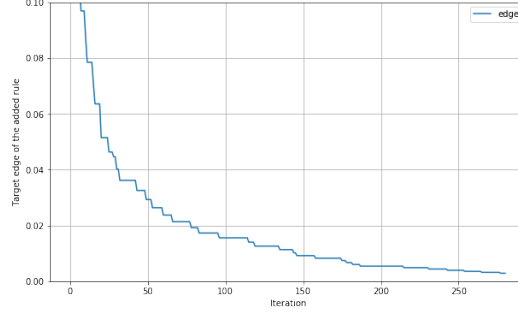


Figure 2: The edge of the rules being added to the strong rule (trained on the splice site dataset). New rules are being added to the ensemble with a weight calculated using the value of the threshold  $\gamma$  at the time of their detection until no rule with an advantage over  $\gamma$  can be detected. At that time **Sparrow** shrinks the value of the target edge  $\gamma$ , and restarts the scanner.

### Scanner

The task of a scanner (element **(d)** in Figure 1) is to read training examples sequentially and stop when it has identified one of the rules to be a *good* rule. More specifically, at any time point the scanner stores the current strong rule  $H_t$ , a set of candidate weak rules  $\mathcal{W}$  (which define the candidate strong rules), and a target edge  $\gamma_t$ . The scanner scans the training examples stored in memory sequentially, one at a time. It computes the weight of the examples using  $H_t$  and then updates a running estimate of the edge of each weak rule  $h \in \mathcal{W}$ .

The scan stops when the stopping rule fires. The design of the stopping rule is such that if it fires for  $h_t$ , then the true edge of a particular weak rule  $\gamma(h_t)$  is, with high probability, larger than a threshold  $\gamma_t$ . The worker then adds the identified weak rule  $h_t$  (**(f)**) to the current strong rule  $H_t$  to create a new strong rule  $H_{t+1}$  (**(g)**). The weight of the added rule is calculated based on the target edge  $\gamma_t$ .

The scanner falls into the *Failed* status if after exhausting all examples in the current sample set, no weak rule with an advantage larger than the threshold  $\gamma$  is detected. When it happens, **Sparrow** shrinks the value of the target advantage threshold  $\gamma$  and restart the scanner. More precisely, **Sparrow** keeps track of the empirical edges  $\hat{\gamma}(h)$  of all weak rules  $h$ . When the failure status happens, it resets the threshold  $\gamma$  to be just below the value of the current maximum empirical edge of all weak rules (Figure 2).

### Sampler

Our assumption is that the entire training dataset does not fit into main memory and is therefore stored in external storage (**(a)**). As boosting progresses, the weights of the examples become increasingly skewed, making the dataset in memory effectively smaller. To counteract that skew, **Sampler** prepares a *new* training set, in which all of the examples have equal weight, by using selective sampling. When the effective sample size associated with the old training set becomes too small, the scanner stops using the old training set and starts using the new one.<sup>3</sup>

The sampler uses selective sampling by which we mean that the probability that an example  $(x, y)$  is added to the sample is proportional to  $w(x, y)$ . Each added example is assigned an initial **weight** of 1. There are several known algorithms for selective sampling. The best known one is rejection sampling where a biased coin is flipped for each example. We use a method known as *minimal variance sampling* [12] because it produces less variation in the sampled set.

### Stratified Sampling and Stratified Storage

The standard approach to sampling reads examples one by one, calculates the weight of the example and accepts the example into memory with probability proportional to its weight otherwise the

<sup>3</sup>The sampler and scanner can run in parallel on separate cores. However in our current implementation the worker alternates between scanning and sampling.

Training time until reaching the threshold

Memory	Sparrow	XGBoost	LightGBM
8 GB	<b>4942</b> (d)	OOM	OOM
15 GB	<b>25734</b> (d)	-	OOM
30 GB	<b>8225</b> (d)	33303 (d)	OOM
61 GB	4628 (d)	16530 (d)	<b>1215</b> (m)
244 GB	1793 (d)	1190 (m)	<b>538</b> (m)

Training time until convergence

Memory	Sparrow	XGBoost	LightGBM
8 GB	<b>10328</b> (d)	OOM	OOM
15 GB	<b>30071</b> (d)	> 180K (d)	OOM
30 GB	<b>37590</b> (d)	121923 (d)	OOM
61 GB	15768 (d)	46059 (d)	<b>4197</b> (m)
244 GB	4816 (d)	3934 (m)	<b>1831</b> (m)
Converged Loss	0.057	0.055	<b>0.053</b>

Table 1: Comparison of the training time on the 39 GB splice site detection task (seconds) when it achieves similar threshold 0.06 for the exponential loss. The (m) suffix denotes the package loads all training data to memory. The (d) suffix denotes the package does not load all training data to memory and uses disk as the external memory. OOM means the package crashed after running out of memory. XGBoost can train on 15 GB memory in the external memory mode, but the training time was too long thus we didn’t include it in the comparison.

example is rejected. Let the largest weight be  $w_{\max}$  and the average weight be  $w_{\text{mean}}$ , then the maximal rate at which examples are accepted is  $w_{\text{mean}}/w_{\max}$ . If the weights are highly skewed, then this ratio can be arbitrarily small, which means that only a small fraction of the evaluated are then accepted. As evaluation is time consuming, this represents a computation bottleneck.

We proposed a stratified-based sampling mechanism to address this issue (Figure 1). It applies incremental update to reduce the computational cost of making prediction using a large model, and uses a stratified data organization to reduce the rejection rate.

To implement incremental update we store for each example, whether it is on disk or in memory, the results of the latest update. Specifically, we designed a store for each training example the tuple  $(x, y, w_s, w_l, H_l)$ , Where  $x, y$  are the feature vector and the label,  $H_l$  is the strong rule last used to calculate the weight of the example.  $w_l$  is the weight last calculated, and  $w_s$  is example’s weight when it was last sampled by the sampler. In this way **Scanner** and **Sampler** only calculate the additional change to the model since the last time it was used to make prediction on examples.

To reduce the rejection rate, we want the sampler to avoid reading examples that it will likely to reject. Stratum  $k$  contains examples whose weights are in  $[2^k, 2^{k+1})$ . This limits the skew in each stratum so that  $w_{\text{mean}}/w_{\max} \leq 1/2$ . The result is that the reject rate within each stratum is at most  $1/2$ , greatly improving the speed of sampling.

In addition to keeping the up to date weight for each example, **sampler** maintains an (estimate of) the total weight of the examples in each strata. The normalization of these total weights to 1 associates a probability with each stratum.

Iteratively, **Sampler** first samples the next stratum to read, then it reads the next example from the selected stratum. After the weights of the read example is updated, **Sampler** decides which stratum it belongs to according to its updated weight, and append it to that stratum.

The strata contain all of the examples. Therefore the strata are managed as a disk data structure, and only small buffers are maintained in memory.

## 4 Experiments

In this section we describe the results of experiments comparing the run time and model accuracy of **Sparrow** with two leading implementations of boosted trees: XGBoost and LightGBM.

Training time until reaching the threshold

Memory	Sparrow	XGBoost	LightGBM
15 GB	<b>3618</b> (d)	OOM	OOM
30 GB	<b>2105</b> (d)	150232 (d)	OOM
61 GB	<b>2097</b> (d)	138157 (d)	OOM
244 GB	<b>551</b> (d)	60878 (m)	11765 (m)

Training time until convergence

Memory	Sparrow	XGBoost	LightGBM
15 GB	<b>8831</b> (d)	OOM	OOM
30 GB	<b>6943</b> (d)	150232 (d)	OOM
61 GB	<b>4345</b> (d)	138840 (d)	OOM
244 GB	<b>1360</b> (d)	71937 (m)	14517 (m)
Converged Loss	<b>0.046</b>	0.054	0.054

Table 2: Comparison of the training time on the 100 GB bathymetry dataset (seconds) when it achieves similar threshold 0.06 for the exponential loss. The (m) suffix denotes the package loads all training data to memory. The (d) suffix denotes the package does not load all training data to memory and uses disk as the external memory. OOM means the package crashed after running out of memory.

#### 4.1 Setup

We use two large datasets for evaluation.

The first dataset is used in other studies of large scale learning on detecting human acceptor splice site [8, 9]. We use the same training dataset of 50 M samples as in the other work, and validate the model on the testing data set of 4.6 M samples. The training dataset on disk takes over 39 GB in size. The second dataset is for detecting the human mislabeling in the bathymetry data [10]. We use a training dataset of 623M samples, and validate the model on the testing dataset of 83M samples. The training dataset takes 100 GB on disk. Both learning tasks are binary classification.

Like XGBoost and LightGBM, **Sparrow** generates trees as weak rules. There are two popular tree-growth algorithms: depth-wise and leaf-wise [16]. For **Sparrow** it is natural to grow trees leaf-wise, which is also the choice of the tree-growth algorithm in LightGBM. XGBoost uses the depth-wise method to grow trees by default. In all experiments, we set **Sparrow** and LightGBM to grow at most 4 leaves, and set XGBoost to generate two-level trees.

Both XGBoost and LightGBM are highly optimized, and support multiple tree construction algorithms. For XGBoost, we chose approximate greedy algorithm which is its fastest training method. LightGBM supports using sampling in the training, which they called *Gradient-based One-Side Sampling* (GOSS). GOSS keeps a fixed percentage of examples with large gradients, and then randomly sample from remaining examples with small gradients. We selected GOSS as the tree construction algorithm for LightGBM.

All algorithms in this comparison optimize the exponential loss as defined in AdaBoost. We also evaluated the final model by calculating its area under the receiver operating characteristic curve (AUROC) on the testing dataset.

Finally, the experiments are all conducted on EC2 instances from Amazon Web Services. We ran the evaluations on five different instance types with increasing memory capacities, specifically 8 GB (c5d.xlarge, costs \$0.192 hourly), 15.25 GB (i3.large, costs \$0.156 hourly), 30.5 GB (i3.xlarge, costs \$0.312 hourly), 61 GB (i3.2xlarge, costs \$0.624 hourly), and 244 GB (i3.8xlarge, costs \$2.496 hourly). Since the instance storage disks comes with c5d.xlarge are too small to fit the bathymetry dataset, we skipped training models on the bathymetry datasets under 8 GB settings. The memory requirement of **Sparrow** is decided by the sample size, which is a configurable parameter. XGBoost supports external memory training when the memory is too small to fit the training dataset. Unlike XGBoost, LightGBM does not support external memory execution.



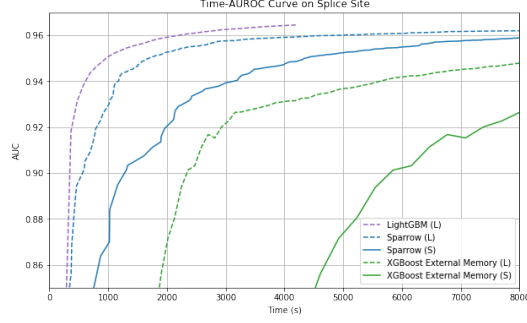


Figure 3: Comparing the testing AUROC on the 39 GB splice site detection dataset using **Sparrow**, XGBoost, and LightGBM, higher is better, clipped on right and bottom. On this dataset, LightGBM is faster than **Sparrow** when the memory is sufficient to load all training examples, but crashes due to OOM otherwise. The (S) suffix denotes the model is trained on a small memory machine (30.5 GB). The (L) suffix denotes that the model is trained on a large memory machine (61 GB).

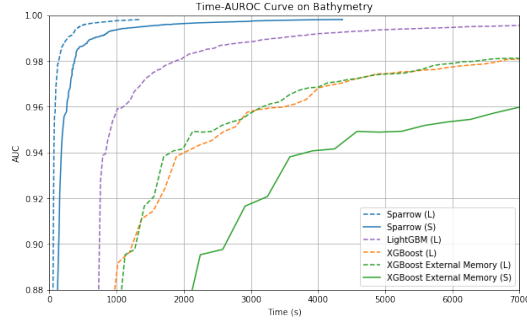


Figure 4: Comparing the testing AUROC on the 100 GB bathymetry dataset using **Sparrow**, XGBoost, and LightGBM, higher is better, clipped on right and bottom. Note that LightGBM crashes due to running out of memory (OOM) with 61GB or less memory. The (S) suffix denotes the model is trained on a small memory machine (61 GB). The (L) suffix denotes that the model is trained on a large memory machine (244 GB).

## 4.2 Evaluation

We compare Sparrow, XGBoost, and LightGBM. The comparison was done in terms of the reduction in the exponential loss which is what boosting minimizes directly and in terms of a AUROC which is often more relevant for practice.

We summarize the experiments results in Table 1 and Table 2 by using the training time to reduce the exponential loss. Note that the in-memory version of XGBoost is used for training whenever possible. If it runs out of memory on the instances with smaller memory sizes, we trained the model using the external memory version of XGBoost instead.

Performance of each of the algorithm in terms of the AUROC as a function of time on the testing dataset is given in Figure 3 and Figure 4.

On the splice site dataset, **Sparrow** is able to run on the instances with as small as 8 GB memory. The external memory version of XGBoost can execute with reasonable amount of memory (but still needs to be no smaller than 15 GB) but takes about 3x longer training time. However, we also noticed that **Sparrow** does not have an advantage over other two boosting implementations when the memory size is large enough to load in the entire training dataset.

On the bathymetry dataset, **Sparrow** consistently performs better than XGBoost and LightGBM, even when the memory size is larger than the dataset size. In extreme cases, we see that **Sparrow** takes 10x-20x shorter training time and achieves better accuracy.

We observed that properly initializing the value of  $\gamma$  and setting a reasonable sample set size can have great impact on the performance of **Sparrow**. If stopping rule frequently failed to fire, it can introduce a significant overhead to the training process. Specific to boosting, one heuristic we find useful is to initialize  $\gamma$  to the maximum advantage of the tree nodes in the previous tree. A more systematic approach for deciding  $\gamma$  and sample set size is left as future work.

## 5 Future Work

Our preliminary results show that early stopping and selective sampling can dramatically speed up boosting algorithms on large real-world datasets.

The source code for **Sparrow** will be released with the final version of the paper.

We have several directions for future work.

First, the choice of  $\gamma$  is using an heuristic in current version of **Sparrow**. We would like to find a more systematic approach for initializing  $\gamma$ .

Second, using stopping rule to do model update relaxes the necessity for communication between multiple processors especially when training on large datasets, which can be a better parallel learning paradigm. We are working on a parallelized version of **Sparrow** which uses a novel type of asynchronous communication protocol.

## References

- [1] Yoav Freund and Robert E Schapire. A Decision-Theoretic Generalization of On-Line Learning and an Application to Boosting. *Journal of Computer and System Sciences*, 55(1):119–139, August 1997.
- [2] Robert E. Schapire and Yoav Freund. *Boosting: Foundations and Algorithms*. MIT Press, 2012.
- [3] Jerome H. Friedman. Greedy Function Approximation: A Gradient Boosting Machine. *The Annals of Statistics*, 29(5):1189–1232, 2001.
- [4] Tianqi Chen and Carlos Guestrin. XGBoost: A Scalable Tree Boosting System. In *Proceedings of the 22Nd ACM SIGKDD International Conference on Knowledge Discovery and Data Mining*, KDD ’16, pages 785–794, New York, NY, USA, 2016. ACM.
- [5] Guolin Ke, Qi Meng, Thomas Finley, Taifeng Wang, Wei Chen, Weidong Ma, Qiwei Ye, and Tie-Yan Liu. LightGBM: A Highly Efficient Gradient Boosting Decision Tree. In I. Guyon, U. V. Luxburg, S. Bengio, H. Wallach, R. Fergus, S. Vishwanathan, and R. Garnett, editors, *Advances in Neural Information Processing Systems 30*, pages 3146–3154. Curran Associates, Inc., 2017.
- [6] Abraham Wald. *Sequential Analysis*. Courier Corporation, 1973.
- [7] Nicholas D Matsakis and Felix S Klock II. The rust language. In *ACM SIGAda Ada Letters*, volume 34, pages 103–104. ACM, 2014.
- [8] Soeren Sonnenburg and Vojtech Franc. COFFIN: A Computational Framework for Linear SVMs. In *Proceedings of the 27th International Conference on International Conference on Machine Learning*, ICML’10, pages 999–1006, USA, 2010. Omnipress.
- [9] Alekh Agarwal, Olivier Chapelle, Miroslav Dudík, and John Langford. A Reliable Effective Terascale Linear Learning System. *Journal of Machine Learning Research*, 15:1111–1133, 2014.
- [10] Japan Agency for Marine-Earth Science and Technology JAMSTEC. Data and sample research system for whole cruise information in jamstec (darwin). <http://web.archive.org/web/20080207010024/http://www.808multimedia.com/winnt/kernel.htm>, 2016.
- [11] Llew Mason, Jonathan Baxter, Peter Bartlett, and Marcus Frean. Boosting Algorithms As Gradient Descent. In *Proceedings of the 12th International Conference on Neural Information Processing Systems*, NIPS’99, pages 512–518, Cambridge, MA, USA, 1999. MIT Press.
- [12] Genshiro Kitagawa. Monte Carlo Filter and Smoother for Non-Gaussian Nonlinear State Space Models. *Journal of Computational and Graphical Statistics*, 5(1):1–25, 1996.

- [13] Carlos Domingo and Osamu Watanabe. Scaling Up a Boosting-Based Learner via Adaptive Sampling. In *Knowledge Discovery and Data Mining. Current Issues and New Applications*, Lecture Notes in Computer Science, pages 317–328. Springer, Berlin, Heidelberg, April 2000.
- [14] Joseph K. Bradley and Robert E. Schapire. FilterBoost: Regression and Classification on Large Datasets. In *Proceedings of the 20th International Conference on Neural Information Processing Systems*, NIPS’07, pages 185–192, USA, 2007. Curran Associates Inc.
- [15] Akshay Balsubramani. Sharp Finite-Time Iterated-Logarithm Martingale Concentration. *arXiv:1405.2639 [cs, math, stat]*, May 2014.
- [16] Haijian Shi. *Best-first decision tree learning*. PhD thesis, The University of Waikato, 2007.

## A Stopping rule analysis

Our algorithm is based on the following theorem

**Theorem 1 (based on [15] Theorem 4)** *Let  $M_t$  be a martingale  $M_t = \sum_i^t X_i$ , and suppose there are constants  $\{c_k\}_{k \geq 1}$  such that for all  $i \geq 1$ ,  $|X_i| \leq c_i$  w.p. 1. For  $\forall \sigma > 0$ , with probability at least  $1 - \sigma$  we have*

$$\forall t : |M_t| \leq C \sqrt{\left( \sum_{i=1}^t c_i^2 \right) \left( \log \log \left( \frac{\sum_{i=1}^t c_i^2}{|M_t|} \right) + \log \frac{1}{\sigma} \right)},$$

where  $C$  is a universal constant.

## B Appendix: Pseudocode for Sparrow

---

### Algorithm 1 Main Procedure of Sparrow

---

```

Initialize  $H_0 = 0$ 
Create initial sample  $S$  by calling SAMPLE
for  $k := 1 \dots K$  do
  Call Scanner on sample  $S$  generate weak rule  $h_k, \gamma_k$ 
   $H_k \leftarrow H_{k-1} + \frac{1}{2} \log \frac{1/2+\gamma}{1/2-\gamma} h_k$ 
  if  $n_{\text{eff}}/n < \theta$  then
    Receive a new sample  $S \leftarrow$  from Sampler
    Set  $S \leftarrow S'$ 
  end if
end for

```

---



---

### Algorithm 2 Scanner

---

```

Input An iterator over in-memory sampled set  $S$ 
       Initial advantage target  $\gamma_0 \in (0.0, 0.5)$ 

static variable  $\gamma = \gamma_0$ 
loop
  if sample  $S$  is scanned without firing stopping rule then
     $h \leftarrow \arg \max_h [r[h]/W]$ 
     $\hat{\gamma} \leftarrow r[h]/w[h]$ 
     $\gamma \leftarrow 0.9 \hat{\gamma}$ 
    return  $h, \hat{\gamma}$ 
  end if
   $(x, y, w_l) \leftarrow S.next()$ 
   $w \leftarrow \text{UPDATEWEIGHT}(x, y, w_l, H)$ 
  for  $h \in \mathcal{W}$  do
    Compute  $h(\vec{x})y$ 
    Update  $M_t, V_t$  (Eqn 7)
    if Stopping Rule (Eqn 8) fires then
      return  $h, \gamma$ 
    end if
  end for
end loop

```

---

---

**Algorithm 3** Sampler

---

**Input** Randomly permuted, disk-resident training-set

Disk-resident stratified structure  $D \leftarrow \{\}$

Weights of the strata  $W \leftarrow \{\}$

Construct new sample  $S \leftarrow \{\}$

**loop**

    With the probability proportional to  $W$ ,

**sample** a strata  $R$

$(x, y, w_l) \leftarrow R.next()$

**Delete**  $(x, y, w_l)$  from  $R$ , **update**  $W$

    Receive new model  $H$  from MAINPROCEDURE

$w \leftarrow \text{UPDATEWEIGHT}(x, y, w_l, H)$

    With the probability proportional to  $w$ ,

$S \leftarrow S + \{(x, y, w)\}$ .

**Append**  $(x, y)$  to the right stratum with regard to  $w$ ,

$D \leftarrow D + \{(x, y, w)\}$

**Update**  $W$

**if**  $S$  is full **then**

**Send**  $S$  to MAINPROCEDURE

$S \leftarrow \{\}$

**end if**

**end loop**

---