

Self-Supervised Generalisation with Meta Auxiliary Learning

Shikun Liu¹ Andrew J. Davison¹ Edward Johns¹

Abstract

Learning with auxiliary tasks has been shown to improve the generalisation of a primary task. However, this comes at the cost of manually-labelling additional tasks which may, or may not, be useful for the primary task. We propose a new method which automatically learns labels for an auxiliary task, such that any supervised learning task can be improved without requiring access to additional data. The approach is to train two neural networks: a label-generation network to predict the auxiliary labels, and a multi-task network to train the primary task alongside the auxiliary task. The loss for the label-generation network incorporates the multi-task network's performance, and so this interaction between the two networks can be seen as a form of meta learning. We show that our proposed method, Meta Auxiliary Learning (MAXL), outperforms single-task learning on 7 image datasets by a significant margin, without requiring additional auxiliary labels. We also show that MAXL outperforms several other baselines for generating auxiliary labels, and is even competitive when compared with human-defined auxiliary labels. The self-supervised nature of our method leads to a promising new direction towards automated generalisation. The source code is available at <https://github.com/lorenmt/maxl>.

1. Introduction

Auxiliary learning is a method to improve the generalisation ability of a primary task, by training on additional auxiliary tasks alongside this primary task. If the auxiliary tasks and the primary task are based on similar representations of data, then the sharing of learned features across the tasks results in additional relevant features, which otherwise would not have been learned from training only on the primary task. The broader support of these features, across new interpretations of input data, allows for better

¹Department of Computing, Imperial College London. Correspondence to: Shikun Liu <shikun.liu17@imperial.ac.uk>.

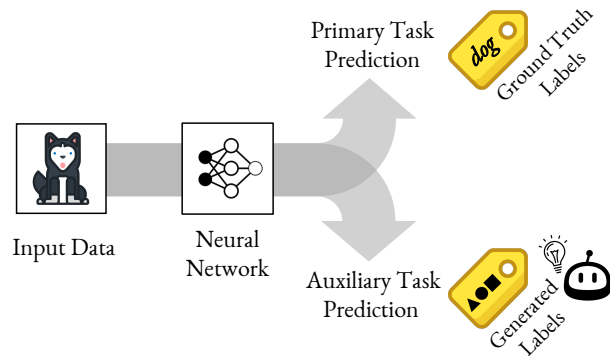


Figure 1. Illustration of our proposed MAXL framework. We aim to automatically generate auxiliary task labels which maximise the performance of a primary task.

generalisation of the primary task to unseen data. Auxiliary learning is similar to multi-task learning (Caruana, 1998), except that only the performance of the primary task is of importance, and the auxiliary tasks are included purely to assist the primary task.

We now rethink this generalisation by considering that, for a particular primary task, not all auxiliary tasks are created equal. In supervised auxiliary learning (Liebel & Körner, 2018; Toshniwal et al., 2017), auxiliary tasks can be manually chosen to complement the primary task. However, this requires both domain knowledge to choose the auxiliary tasks, and labelled data to train the auxiliary tasks. Unsupervised auxiliary learning (Flynn et al., 2016; Zhou et al., 2017; Zhang et al., 2018; Jaderberg et al., 2017) removes the need for labelled data, but at the expense of a limited set of auxiliary tasks which may not be beneficial for the primary task. By combining the merits of both supervised and unsupervised auxiliary learning, the ideal framework would be one with the flexibility to automatically determine the optimal auxiliary tasks, but without the requirement of manually-labelled data for these auxiliary tasks.

In this paper, we propose to achieve such a framework with a simple and general meta-learning algorithm, which we call Meta Auxiliary Learning (MAXL). We first observe that in supervised learning, defining a task can equate to defining the labels for that task. Therefore, for a given primary task, an optimal auxiliary task is one which has optimal labels. The goal of MAXL is to automatically discover

these auxiliary labels using only the labels for the primary task, by progressively refining the labels to maximise the performance of the primary task.

The approach is to train two neural networks. First, a multi-task network, which trains the primary task and the auxiliary task, as in standard auxiliary learning, and second, a label-generation network, which predicts the labels for the auxiliary task. The key idea behind MAXL is to then use the performance of the primary task, when trained alongside the auxiliary labels in one iteration, to improve the auxiliary labels for the next iteration. This is achieved by defining the loss for the label-generation network as a function of the multi-task network’s performance on primary task training data. The two networks are therefore tightly coupled and trained end-to-end, and since the learning of the auxiliary labels is guided by the learning performance of the primary task, the interaction between the two networks can be seen as a form of meta learning.

In our experiments on image classification, we show three key results. First, MAXL outperforms single-task learning across seven image datasets, without requiring manually-defined auxiliary labels. Second, MAXL outperforms a number of baseline methods for creating auxiliary labels. Third, when the manually-defined hierarchical labels of CIFAR-100 are used as auxiliary labels (e.g. if the primary task predicts “Dog”, the auxiliary task predicts “Labrador”), MAXL is at least as competitive, despite using no human knowledge to create its auxiliary labels. This last result is the most important, and shows that MAXL is able to remove the need for manual-labelling of auxiliary tasks. This brings the advantages of auxiliary learning to new datasets previously not compatible with auxiliary learning, due to the lack of auxiliary labels.

2. Related Work

This work brings together ideas from a number of related areas of machine learning.

Multi-task & Transfer Learning The aim of multi-task learning (MTL) is to achieve shared representations by simultaneously training a set of related learning tasks. In this case, the learned knowledge used to share across domains is encoded into the feature representations to improve performance of each individual task, since knowledge distilled from related tasks are interdependent. The success of deep neural networks has led to some recent methods advancing the multi-task architecture design, such as applying a linear combination of task-specific features (Misra et al., 2016; Doersch & Zisserman, 2017; Kokkinos, 2017). (Liu et al., 2018) applied soft-attention modules as feature selectors, allowing learning of both task-shared and task-specific features in an end-to-end manner. Transfer learning is an

other common approach to improve generalisation, by incorporating knowledge learned from one or more related domains. Pre-training a model with a large-scale dataset such as ImageNet (Deng et al., 2009) has become a standard practise in many vision-based applications.

Auxiliary Learning Whilst in multi-task learning the goal is high test accuracy across all tasks, auxiliary learning differs in that high test accuracy is only required for a single primary task, and the role of the auxiliary tasks is to assist in generalisation of this primary task. Applying related learning tasks is one straightforward approach to assist primary tasks. (Toshniwal et al., 2017) applied auxiliary supervision with phoneme recognition at intermediate low-level representations to improve the performance of conversational speech recognition. (Liebel & Körner, 2018) chose auxiliary tasks which can be obtained with low effort, such as global descriptions of a scene, to boost the performance for single scene depth estimation and semantic segmentation. By carefully choosing a pair of learning tasks, we may also perform auxiliary learning without ground truth labels, in an unsupervised manner. (Jaderberg et al., 2017) introduced a method for improving the learning agents in Atari games, by building unsupervised auxiliary tasks to predict the onset of immediate rewards from a short historical context. (Flynn et al., 2016; Zhou et al., 2017) proposed image synthesis networks to perform unsupervised monocular depth estimation by predicting the relative pose of multiple cameras. A concurrent work from (Du et al., 2018) proposed to use cosine similarity as an adaptive task weighting to determine when a defined auxiliary task is useful. Differing from these works which require prior knowledge to manually define suitable auxiliary tasks, our proposed method requires no additional task knowledge, since it generates useful auxiliary knowledge in a purely unsupervised fashion. The most similar work to ours is (Zhang et al., 2018), in which meta learning was used in auxiliary data selection. However, this still requires manually-labelled data from which these selections are made, whilst our method is able to generate auxiliary data from scratch.

Meta Learning Meta learning (or learning to learn) aims to induce the learning algorithm itself. Early works in meta learning explored automatically learning update rules for neural models (Bengio et al., 1990; 1992; Schmidhuber, 1992). Recent approaches have focussed on learning optimisers for deep networks based on LSTMs (Ravi & Larochelle, 2016) or synthetic gradients (Andrychowicz et al., 2016; Jaderberg et al., 2016). Meta learning has also been studied for finding optimal hyper-parameters (Li et al., 2017) and a good initialisation for few-shot learning (Finn et al., 2017). (Santoro et al., 2016) also investigated few shot learning via an external memory module. (Vinyals et al., 2016; Snell et al., 2017) realised few shot learning

in the instance space via a differentiable nearest-neighbour approach. Related to meta learning, our framework is designed to learn to generate useful auxiliary labels, which themselves are used in another learning procedure.

3. Meta Auxiliary Learning

We now introduce our method for automatically generating optimal labels for an auxiliary task, which we call Meta AuXiliary Learning (MAXL). In this paper, we only consider a single auxiliary task, although our method is general and could be modified to include several auxiliary tasks. We only focus on classification tasks for both the primary and auxiliary tasks, but the overall framework could also be extended to regression. As such, the auxiliary task is defined as a sub-class labelling problem, where each primary class is associated with a number of auxiliary classes, in a two-level hierarchy. For example, if manually-defined labels were used, a primary class could be “Dog”, and one of the auxiliary classes could be “Labrador”.

3.1. Problem Setup

The goal of MAXL is to generate labels for the auxiliary task which, when trained alongside a primary task, improve the performance of the primary task. To accomplish this, we train two networks: a *multi-task network*, which trains on the primary and auxiliary task in a standard multi-task learning setting, and a *label-generation network*, which generates the labels for the auxiliary task.

We denote the multi-task network as a function $f_{\theta_1}(x)$ with parameters θ_1 which takes an input x , and the label-generation network as a function $g_{\theta_2}(x)$ with parameters θ_2 which takes the same input x . Parameters θ_1 are updated by losses of both the primary and auxiliary tasks, as is standard in auxiliary learning. However, θ_2 is updated only by the performance of the primary task.

In the multi-task network, we apply a hard parameter sharing approach (Ruder, 2017) in which we predict both the primary and auxiliary classes using the shared set of features θ_1 . At the final feature layer, $f_{\theta_1}(x)$, we then further apply task-specific layers to output the corresponding prediction for each task, using a SoftMax function. We denote the primary task predictions by $f_{\theta_1}^{\text{pri}}(x)$, and the auxiliary task predictions by $f_{\theta_1}^{\text{aux}}(x)$. And we denote the ground-truth primary task labels by y^{pri} , and the generated auxiliary task labels by y^{aux} .

In the label-generation network, we define a hierarchical structure ψ which determines the number of auxiliary classes for each primary class. We found during experiments that sharing auxiliary classes across all primary classes did not allow enough flexibility to learn optimal auxiliary labels. Therefore, we assign each primary class

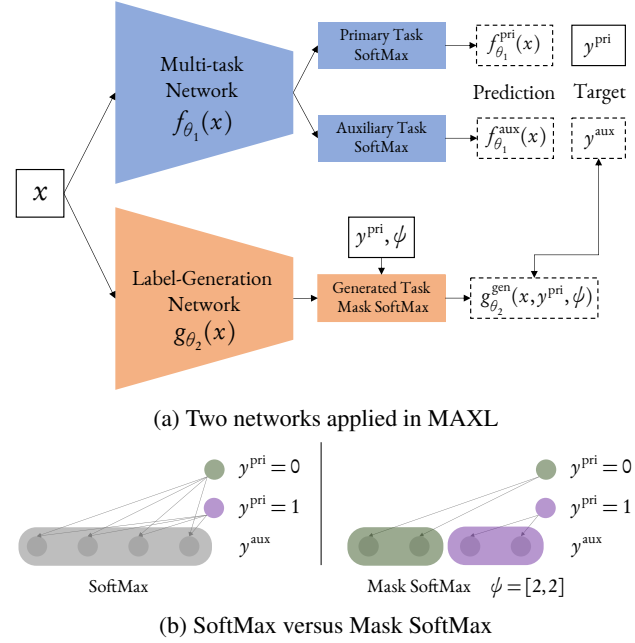


Figure 2. (a) Illustration of the two networks which make up MAXL. Dashed white boxes represent data generated by neural networks, solid white boxes represent given data, and coloured boxes represent functions. The double arrow represents equivalence. (b) Illustration of vanilla SoftMax and Mask SoftMax with 2 primary classes. Vanilla SoftMax outputs over all 4 auxiliary classes, whereas Mask SoftMax outputs over a balanced hierarchical structure $\psi = [2, 2]$ to constrain the corresponding prediction space by each primary class.

its own set of auxiliary classes, or nodes at the network’s output. This is achieved by use of a masked SoftMax function to ensure that each output node represents an auxiliary class corresponding to only one primary class, as described further in Section 3.3. Given input data x , the label-generation network then takes in the hierarchy ψ together with the ground-truth primary task label y^{pri} , and applies Mask SoftMax to predict the auxiliary labels, denoted by $y^{\text{aux}} = g_{\theta_2}^{\text{gen}}(x, y^{\text{pri}}, \psi)$. A visualisation of the overall MAXL framework is shown in Figure 2. Note that we allow soft assignment for the generated auxiliary labels, rather than enforcing one-hot encoding, which we found during experiments enables greater flexibility to learn optimal auxiliary labels.

3.2. Model Objectives

The multi-task network is trained in a tightly-coupled manner with the label-generation network, with two stages per epoch. In the first stage, the multi-task network is trained using the auxiliary labels from the label-generation network. In the second stage, the label-generation network is updated by computing its gradients with respect to the primary task prediction performance of the multi-task net-

work. We train both networks in an iterative manner until convergence.

In the first stage of each epoch, given target auxiliary labels as determined by the label-generation network, the multi-task network is trained to predict these labels for the auxiliary task, alongside the ground-truth labels for the primary task. For both the primary and auxiliary tasks, we apply the focal loss (Lin et al., 2017) with a focusing parameter $\gamma = 2$, defined as:

$$\mathcal{L}(\hat{y}, y) = -y(1 - \hat{y})^\gamma \log(\hat{y}), \quad (1)$$

where \hat{y} is the predicted label and y is the ground-truth label. The focal loss helps to focus on the incorrectly predicted labels, which we found improved performance during our experimental evaluation compared with the regular cross-entropy log loss.

To update parameters θ_1 of the multi-task network, we define the multi-task objective as follows:

$$\arg \min_{\theta_1} \left(\mathcal{L}(f_{\theta_1}^{\text{pri}}(x_{(i)}), y_{(i)}^{\text{pri}}) + \mathcal{L}(f_{\theta_1}^{\text{aux}}(x_{(i)}), y_{(i)}^{\text{aux}}) \right) \quad (2)$$

where (i) represents the i^{th} batch from the training data, and $y_{(i)}^{\text{aux}} = g_{\theta_2}^{\text{gen}}(x_{(i)}, y_{(i)}^{\text{pri}}, \psi)$ is generated by the label-generation network.

In the second stage of each epoch, the label-generation network is then updated by encouraging auxiliary labels to be chosen such that, if the multi-task network were to be trained using these auxiliary labels, the performance of the primary task would be maximised on this same training data. Leveraging the performance of the multi-task network to train the label-generation network can be considered as a form of meta learning. Therefore, to update parameters θ_2 of the label-generation network, we define the meta objective as follows:

$$\arg \min_{\theta_2} \mathcal{L}(f_{\theta_1^+}^{\text{pri}}(x_{(i)}), y_{(i)}^{\text{pri}}). \quad (3)$$

Here, θ_1^+ represents the weights of the multi-task network, were it to be trained with one gradient update using the multi-task loss defined in Equation 2:

$$\theta_1^+ = \theta_1 - \alpha \nabla_{\theta_1} \left(\mathcal{L}(f_{\theta_1}^{\text{pri}}(x_{(i)}), y_{(i)}^{\text{pri}}) + \mathcal{L}(f_{\theta_1}^{\text{aux}}(x_{(i)}), y_{(i)}^{\text{aux}}) \right), \quad (4)$$

where α is the learning rate.

The trick in this meta objective is that we perform a derivative over a derivative (a Hessian matrix) to update θ_2 , by using a retained computational graph of θ_1^+ in order to compute derivatives with respect to θ_2 . This second derivative trick was also proposed in several other meta-learning

frameworks such as (Finn et al., 2017) and (Zhang et al., 2018).

However, we found that the generated auxiliary labels can easily collapse, such that the label-generation network always generates the same auxiliary label. This leaves parameters θ_2 in a local minimum without producing any extra useful knowledge. Therefore, to encourage the network to learn more complex and informative auxiliary tasks, we further apply an entropy loss $\mathcal{H}(y^{\text{aux}})$ as a regularisation term in the meta objective. A detailed explanation of the entropy loss and the collapsing label problem is given in Section 3.4.

Finally, the entire MAXL algorithm is defined as follows:

Algorithm 1 The MAXL algorithm

Initialise: Network parameters: θ_1, θ_2 ; Hierarchical structure: ψ

Initialise: Learning rate: α, β ; Entropy weighting: λ

while not converged do

for each training iteration i do

 # fetch one batch of training data

$(x_{(i)}, y_{(i)}) \in (x, y)$

 # training step

 Compute: $y_{(i)}^{\text{aux}} = g_{\theta_2}(x_{(i)}, y_{(i)}^{\text{pri}}, \psi)$

 Compute: $\mathcal{L}^{\text{pri}} = \mathcal{L}(f_{\theta_1}^{\text{pri}}(x_{(i)}), y_{(i)}^{\text{pri}})$

 Compute: $\mathcal{L}^{\text{aux}} = \mathcal{L}(f_{\theta_1}^{\text{aux}}(x_{(i)}), y_{(i)}^{\text{aux}})$

 Update: $\theta_1 \leftarrow \theta_1 - \alpha \nabla_{\theta_1} (\mathcal{L}^{\text{pri}} + \mathcal{L}^{\text{aux}})$

end

for each training iteration i do

 # fetch one batch of training data

$(x_{(i)}, y_{(i)}) \in (x, y)$

 # retain multi-task training computational graph

 Compute: $y_{(i)}^{\text{aux}} = g_{\theta_2}(x_{(i)}, y_{(i)}^{\text{pri}}, \psi)$

 Compute: $\mathcal{L}^{\text{pri}} = \mathcal{L}(f_{\theta_1}^{\text{pri}}(x_{(i)}), y_{(i)}^{\text{pri}})$

 Compute: $\mathcal{L}^{\text{aux}} = \mathcal{L}(f_{\theta_1}^{\text{aux}}(x_{(i)}), y_{(i)}^{\text{aux}})$

 Compute: $\theta_1^+ = \theta_1 - \alpha \nabla_{\theta_1} (\mathcal{L}^{\text{pri}} + \mathcal{L}^{\text{aux}})$

 # meta-training step (second derivative trick)

 Compute: $\mathcal{L}_+^{\text{pri}} = \mathcal{L}(f_{\theta_1^+}^{\text{pri}}(x_{(i)}), y_{(i)}^{\text{pri}})$

 Update: $\theta_2 \leftarrow \theta_2 - \beta \nabla_{\theta_2} (\mathcal{L}_+^{\text{pri}} + \lambda \mathcal{H}(y_{(i)}^{\text{aux}}))$

end

end

3.3. Mask SoftMax for Hierarchical Predictions

For the output layer of the multi-task and label-generation networks, one solution is to share all auxiliary classes across all primary classes. As such, the label-generation network would predict labels across all auxiliary classes, regardless of the ground-truth primary class. However, during experiments we found that the learned auxiliary labels did not improve primary task generalisation, and auxiliary label learning was trapped in a local minimum. To solve this, we assign each primary class its own distinct set of auxiliary classes, such that the label-generation network

only predicts labels for this set, and outputs zeros for all other auxiliary classes. This allows the labelling of each auxiliary class to target performance of a specific primary class, rather than the more difficult task of targeting all primary classes. The relationship between a primary class and its set of auxiliary classes can be considered a hierarchy which we denote ψ , which defines the number of auxiliary classes per primary class.

To implement this, we designed a modified SoftMax function, which we call Mask SoftMax, to predict auxiliary labels only for certain auxiliary classes. This takes ground-truth primary task label y , and the hierarchy ψ , and creates a binary mask $M = \mathcal{B}(y, \psi)$. The mask is zero everywhere, except for ones across the set of auxiliary classes associated with y . For example, consider a primary task with 2 classes $y = 0, 1$, and a hierarchy of $\psi = [2, 2]$ as in Figure 2b. In this case, the binary masks are $M = [1, 1, 0, 0]$ for $y = 0$, and $[0, 0, 1, 1]$ for $y = 1$.

Applying this mask element-wise to the standard SoftMax function then allows the label-prediction network to assign auxiliary labels only to relevant auxiliary classes:

$$\text{SoftMax: } p(\hat{y}_i) = \frac{\exp \hat{y}_i}{\sum_i \exp \hat{y}_i} \quad (5)$$

$$\text{Mask SoftMax: } p(\hat{y}_i) = \frac{\exp M \odot \hat{y}_i}{\sum_i \exp M \odot \hat{y}_i}, \quad (6)$$

where $p(\hat{y}_i)$ represents the probability of the generated auxiliary label \hat{y} over class i , and \odot represents element-wise multiplication.

Note that no domain knowledge is required to define the hierarchy, and MAXL performs well across a range of values for ψ as shown in Section 4.2.

3.4. The Collapsing Class Problem

During experiments, we found that the label-generation network would often predict close to zero for some auxiliary classes, regardless of the input. This collapsing class problem is a local minima in learning, and results in no additional features being learned from the auxiliary labels. We found that this phenomenon is particularly apparent when we either have a large learning rate for training the label-generation network, or a large auxiliary class prediction space ψ .

To avoid this, we introduced an additional regularisation loss, which we call the entropy loss $\mathcal{H}(\hat{y}_{(i)})$. This encourages high entropy across the auxiliary class prediction space, which in turn encourages the label-prediction network to fully utilise all auxiliary classes. The entropy loss calculates the KL divergence between the predicted auxiliary label space $\hat{y}_{(i)}$, and a uniform distribution \mathcal{U} , for each i^{th} batch. This is equivalent to calculating the entropy of

the predicted label space, and is defined as:

$$\mathcal{H}(\hat{y}_{(i)}) = \sum_{k=1}^K \bar{y}_k \log \bar{y}_k, \quad \bar{y}_k = \frac{1}{N} \sum_{i=1}^N \hat{y}_{(i)}. \quad (7)$$

where K is the total number of auxiliary classes, and N is the training batch size.

4. Experiments

In this section, we present experimental results to evaluate MAXL with respect to several baselines and datasets on image classification.

4.1. Experimental Setup

Datasets We evaluated on seven different datasets, with varying sizes and complexities. One of these, CIFAR-100 (Krizhevsky & Hinton, 2009), contains a manually-defined 2-level hierarchical structure, which we expanded into a 4-level hierarchy by manually assigning data for the new levels (see Appendix A), to create a hierarchy of $\{3, 10, 20, 100\}$ classes. This hierarchy was then used to generate human-defined auxiliary labels. For the other six datasets, MNIST (LeCun et al., 1998), SVHN (Goodfellow et al., 2013), CIFAR-10 (Krizhevsky & Hinton, 2009), STL-10 (Coates et al., 2011), CINIC-10 (Darlow et al., 2018) and PASCAL VOC-2012 (Everingham et al.), in which a hierarchy is either not available or difficult to access, we then ran an ablative analysis of MAXL by studying its performance across a range of hierarchical structures $\psi[i] = 2, 3, 5, 10, 20, \forall i$.

Baselines We compared MAXL to a number of baselines. *Single Task* trains only with the primary class label and does not employ auxiliary learning. *Random* uses auxiliary learning, and assigns each training image to random auxiliary classes in a randomly generated well-balanced hierarchy. *Nearest Neighbour* is a differentiable, nearest-neighbour clustering method (Snell et al., 2017). First, 10% of training images are randomly selected, together with their manually-defined auxiliary labels, and embedded using a pre-trained ImageNet network (Deng et al., 2009). Clustering then creates a prototype for each auxiliary class, and the auxiliary label for all other training image is defined by the most similar prototype in this embedding. Similar to MAXL, the performance of the clustering on the primary task performance is then used to refine the clustering over training epochs. Finally, *Human* also uses auxiliary learning, but the auxiliary labels are assigned using the human-defined hierarchy of CIFAR-100, where the auxiliary classes are at a lower (finer-grained) level than the primary classes. Note that due to the need for a manually-defined hierarchy, Nearest Neighbour and

Human were only evaluated on CIFAR-100. For CIFAR-100, we use the VGG-16 network architecture (Simonyan & Zisserman, 2014) for all baselines, and both the multi-task and label-generation networks in MAXL. For the other six datasets, the backbone network architectures are indicated in Table 1.

Training For all experiments, we used a learning rate of 0.01 for the multi-task network. For MAXL’s label-generation network, we found that a smaller learning rate of 10^{-3} was necessary to help prevent the class collapsing problem. For all training, we dropped the learning rate by half after every 50 epochs, and trained for a total of 200 epochs, using vanilla stochastic gradient descent. For the label-generation network, we applied an L_1 norm weight decay of $5 \cdot 10^{-4}$ on the label-generation network, with no regularisation on the multi-task network. We chose the weighting of the entropy regularisation loss term to be $\lambda = 0.2$ based on empirical performance.

4.2. Comparison to Single Task Learning

First, we compare MAXL to a single-task learning baseline, to determine whether MAXL performs better despite neither method using manually-defined auxiliary labels. Since the power of MAXL lies in its ability to work without domain knowledge, we tested MAXL across a range of hierarchies ψ , to study if it works well without needing to tune this hierarchy for each dataset. Here, the hierarchies are well balanced such that $\psi[i]$ is the same for all i (for all primary classes). Table 1 shows the test accuracy of MAXL across several hierarchies, together with test accuracy for single-task learning, where only the primary task labels are used. We see that MAXL consistently outperforms single-task learning across all six datasets, despite both methods using the same training data. We also see that MAXL outperforms single-task learning across all tested values of ψ , showing the robustness of our method without needing domain knowledge or hyperparameter search to select an optimal ψ .

Datasets	Backbone	Single	MAXL, $\psi[i] =$				
			2	3	5	10	20
MNIST	2-layer NN	97.78	97.89	98.04	97.99	97.81	97.95
SVHN	2-layer NN	84.28	84.56	85.15	84.77	84.46	84.30
CIFAR-10	VGG-16	84.14	88.12	88.37	88.79	88.32	88.53
STL-10	VGG-16	66.85	70.11	70.21	70.35	71.87	72.86
CINIC-10	ResNet-50	71.77	72.43	72.91	73.03	73.20	73.18
PASCAL-VOC12S	ResNet-50	30.47	33.52	34.96	34.67	34.24	33.91

Table 1. Comparison of MAXL with single-task learning, across a range of hierarchies. The best performance for each dataset is marked with bold. Note that ‘PASCAL-VOC12S’ represents a smaller size version of the standard ‘PASCAL-VOC12’ dataset with the resolution reduced to $[96 \times 96]$ for faster training.

4.3. Comparison to Auxiliary Learning Baselines

Next, we compare MAXL to a number of baseline methods for generating auxiliary labels using CIFAR-100. This dataset has a manually-defined hierarchy, which is used in the *Human* and *Nearest Neighbour* baselines. However, MAXL and the *Random* baseline do not require any human knowledge to generate auxiliary labels. Instead, as in Section 4.2, a hierarchy ψ is defined, by splitting all auxiliary classes into sets, with one set per primary class. We create a well-balanced hierarchy by assigning an equal number of auxiliary classes per primary class. If the number of primary classes divided by the total number of auxiliary classes is not an integer, then we allow some primary classes to be assigned one more or less auxiliary classes than other primary classes. We run each experiment three times and average the results, and for cases when the hierarchy is unbalanced by one auxiliary class, we randomly choose which primary classes are assigned each number of auxiliary classes in ψ .

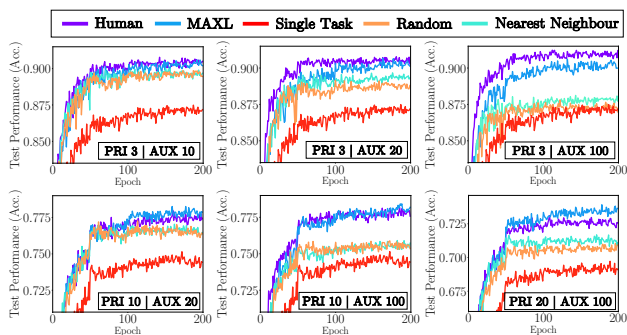


Figure 3. Learning curves for the CIFAR-100 test dataset, comparing MAXL with baseline methods for generating auxiliary labels. Our version of CIFAR-100 has a four-level hierarchy of $\{3, 10, 20, 100\}$ classes per level, and we use this to create the hierarchy ψ for auxiliary learning. Learning curves show the mean accuracy over the last 10 epochs.

Test accuracy curves are presented in Figure 3, using all possible combinations in the numbers of primary classes and total auxiliary classes in CIFAR-100. We observe that MAXL outperforms both *Single Task* and *Random*, with all three methods using the same training data (no ground-truth auxiliary labels). We also observe that MAXL outperforms *Nearest Neighbour*, despite this baseline using 10% of the manually-defined auxiliary labels from the dataset. We therefore see that MAXL is able to learn auxiliary tasks effectively by tightly coupling the auxiliary label generation and the primary task training, in a superior manner than when these auxiliary labels are assigned independently. Finally, we observe that MAXL performs similarly to *Human*, despite this baseline using manually-defined auxiliary labels for the entire training dataset. With performance of MAXL similar to that of a system using a

human-defined auxiliary labels, we see a strong evidence that MAXL is able to learn to generalise effectively in a self-supervised manner.

4.4. Understanding the Utility of Auxiliary Labels

In (Du et al., 2018), the cosine similarity between gradients produced by the auxiliary and primary losses was used to determine the task weighting in the overall loss function. We use this same idea to visualise the utility of a set of auxiliary labels for improving the performance of the primary task. Intuitively, a cosine similarity of -1 indicates that the auxiliary labels work against the primary task. A cosine similarity of 0 indicates that the auxiliary labels have no impact on the primary task. And a cosine similarity of 1 indicates that the auxiliary labels are learning the same features as the primary task and so offer no useful information. Therefore, the cosine similarity for the gradient produced from optimal auxiliary labels should be between 0 and 1 to ensure that they assist the primary task.

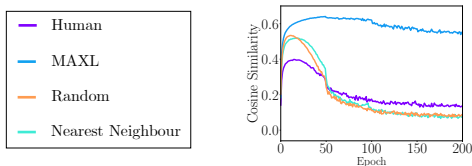


Figure 4. Cosine similarity measurement between the auxiliary loss gradient and primary loss gradient, on the shared representation in the multi-task network. These results are for a hierarchy of 20 primary classes and 100 total auxiliary classes.

In Figure 4, we show the cosine similarity measurements of gradients in the shared layers of the multi-task network, trained on 20 primary classes and 100 total auxiliary classes from CIFAR-100. We observe that all baseline methods reach their maximal similarity at around 20 epochs, which then drops significantly afterwards. In comparison, MAXL produces auxiliary gradients with high similarity throughout the entire training period. Whilst we cannot say what the optimal cosine similarity should be, it is clear that MAXL producing auxiliary labels affect primary task performance in a very different way to the other baselines. Similar trends across all six hierarchies of Figure 3 are shown in Appendix B.

4.5. Visualisations of Generated Knowledge

In Figure 5, we visualise 2D embeddings of examples from the CIFAR-100 test dataset, on two different hierarchies. The visualisations are computed using t-SNE (Maaten & Hinton, 2008) on the final feature layer of the multi-task network, and compared across three methods: our MAXL method, the *Human* baseline, and the *Single Task* baseline.

This visualisation shows the separability of primary classes

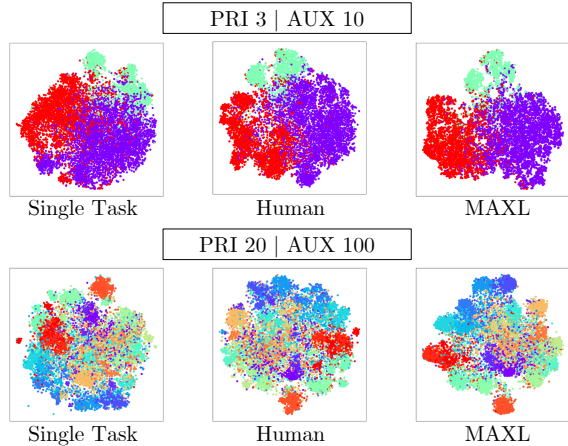


Figure 5. t-SNE visualisation of the learned final layer of the multi-task network, trained on CIFAR-100 with two different hierarchies. Colours represent the primary classes.

after being trained with the multi-task network. We see that both MAXL and Human show better separation of the primary classes than with Single Task, owing to the generalisation effect of the auxiliary learning. It again shows the effectiveness of MAXL whilst requiring no additional human knowledge.

We also show examples of images assigned to the same auxiliary class through MAXL’s label-generation network. Figure 6 shows example images with the highest prediction probabilities for three random auxiliary classes from CIFAR-100, using the hierarchy of 20 primary classes and 100 total auxiliary classes (5 auxiliary classes per primary class), which showed the best performance of MAXL in Figure 3. In addition, we also present examples on MNIST, in which 3 auxiliary classes were used for each of the 10 primary classes.

To our initial surprise, only part of the generated auxiliary labels visualised in both dataset show human-understandable knowledge. For example, we can observe that the auxiliary classes #1 and #2 of digit nine are clustered by the direction of the ‘tail’; auxiliary classes #2 and #3 of digit seven are clustered by the distinction of the ‘horizontal line’. But in most cases, there are no obvious similarities within each auxiliary class in terms of shape, colour, style, structure or semantic meaning. However, this makes more sense when we re-consider the role of the label-generation network, which is to assign auxiliary labels which assist the primary task, rather than grouping images in terms of semantic or visual similarity. The label-generation network would therefore be more effective if it were to group images in terms of a shared aspect of reasoning which the primary task data does not include. If the multi-task network is then able to improve its ability to determine the auxiliary class of an image in such a cluster, then the learned features will help in overcoming this chal-

Auxiliary Class #1	Auxiliary Class #2	Auxiliary Class #3	Primary Class
			<i>aquatic mammals</i>
			<i>household furnitures</i>
			<i>invertebrates</i>
			<i>nature scenes</i>
			<i>flowers</i>
			<i>digit 0</i>
			<i>digit 3</i>
			<i>digit 5</i>
			<i>digit 7</i>
			<i>digit 9</i>

Figure 6. Visualisation of 5 test examples with the highest prediction probability, for each of 3 randomly selected auxiliary classes, for different primary classes. We present the visualisation for CIFAR-100 (top) when trained with 20 primary classes and 5 auxiliary classes per primary class, and for MNIST (bottom) when trained with 10 primary classes and 3 auxiliary classes per primary class.

lenging aspect of reasoning. It therefore makes sense that the examples within an auxiliary class do not share semantic or visual similarity, but instead share a more complex underlying property.

Further, we discovered that the generated auxiliary knowledge is not deterministic, since the top predicted candidates are different when we re-train the network from scratch. We therefore speculate that using a human-defined hierarchy is just one out of a potentially infinite number of local optima, and on each run of training the label-generation network produces another of these local optima.

5. Conclusion & Future Work

In this paper, we have presented Meta AuXiliary Learning (MAXL) for generating optimal auxiliary labels which, when trained alongside a primary task in a multi-task setup, improve the performance of the primary task. Rather than employing domain knowledge and human-defined auxiliary tasks as is typically required, MAXL is self-supervised and, combined with its general nature, has the potential to automate the process of generalisation to new levels.

Our evaluation on multiple datasets has shown the performance of MAXL in an image classification setup, where the auxiliary task is to predict sub-class, hierarchical labels for an image. We have shown that MAXL significantly outperforms other baselines for generating auxiliary labels, and even when human-defined knowledge is used to manually construct the auxiliary labels, MAXL is competitive.

The general nature of MAXL also opens up questions about how self-supervised auxiliary learning may be used to learn generic auxiliary tasks, beyond sub-class image classification. During our experiments, we also ran preliminary experiments on predicting arbitrary vectors such that the auxiliary task becomes a regression, but results so far have been inconclusive. However, the ability of MAXL to potentially learn flexible auxiliary tasks which can automatically be tuned for the primary task, now offers an exciting direction towards automated generalisation across a wide range of more complex tasks.

Acknowledgements

We would like to thank Michael Bloesch, Fabian Falck and Stephen James for insightful discussions.

References

- Andrychowicz, M., Denil, M., Gomez, S., Hoffman, M. W., Pfau, D., Schaul, T., Shillingford, B., and De Freitas, N. Learning to learn by gradient descent by gradient descent. In *Advances in Neural Information Processing Systems*, pp. 3981–3989, 2016.
- Bengio, S., Bengio, Y., Cloutier, J., and Gecsei, J. On the optimization of a synaptic learning rule. In *Preprints Conf. Optimality in Artificial and Biological Neural Networks*, pp. 6–8. Univ. of Texas, 1992.
- Bengio, Y., Bengio, S., and Cloutier, J. *Learning a synaptic learning rule*. Université de Montréal, Département d’informatique et de recherche opérationnelle, 1990.
- Caruana, R. Multitask learning. In *Learning to learn*, pp. 95–133. Springer, 1998.
- Coates, A., Ng, A., and Lee, H. An analysis of single-layer networks in unsupervised feature learning. In *Proceedings of the fourteenth international conference on artificial intelligence and statistics*, pp. 215–223, 2011.
- Darlow, L. N., Crowley, E. J., Antoniou, A., and Storkey, A. J. Cinic-10 is not imagenet or cifar-10. *arXiv preprint arXiv:1810.03505*, 2018.
- Deng, J., Dong, W., Socher, R., Li, L.-J., Li, K., and Fei-Fei, L. Imagenet: A large-scale hierarchical image database. In *Computer Vision and Pattern Recognition, 2009. CVPR 2009. IEEE Conference on*, pp. 248–255. Ieee, 2009.
- Doersch, C. and Zisserman, A. Multi-task self-supervised visual learning. In *The IEEE International Conference on Computer Vision (ICCV)*, Oct 2017.
- Du, Y., Czarnecki, W. M., Jayakumar, S. M., Pascanu, R., and Lakshminarayanan, B. Adapting auxiliary losses using gradient similarity. *arXiv preprint arXiv:1812.02224*, 2018.
- Everingham, M., Van Gool, L., Williams, C. K. I., Winn, J., and Zisserman, A. The PASCAL Visual Object Classes Challenge 2012 (VOC2012) Results. <http://www.pascal-network.org/challenges/VOC/voc2012/workshop/index.html>.
- Finn, C., Abbeel, P., and Levine, S. Model-agnostic meta-learning for fast adaptation of deep networks. In *International Conference on Machine Learning*, pp. 1126–1135, 2017.
- Flynn, J., Neulander, I., Philbin, J., and Snavely, N. Deep-stereo: Learning to predict new views from the world’s imagery. In *Proceedings of the IEEE Conference on Computer Vision and Pattern Recognition*, pp. 5515–5524, 2016.
- Goodfellow, I. J., Bulatov, Y., Ibarz, J., Arnoud, S., and Shet, V. Multi-digit number recognition from street view imagery using deep convolutional neural networks. *arXiv preprint arXiv:1312.6082*, 2013.
- Jaderberg, M., Czarnecki, W. M., Osindero, S., Vinyals, O., Graves, A., Silver, D., and Kavukcuoglu, K. Decoupled neural interfaces using synthetic gradients. *arXiv preprint arXiv:1608.05343*, 2016.
- Jaderberg, M., Mnih, V., Czarnecki, W. M., Schaul, T., Leibo, J. Z., Silver, D., and Kavukcuoglu, K. Reinforcement learning with unsupervised auxiliary tasks. *International Conference on Learning Representations*, 2017.
- Kokkinos, I. Ubertnet: Training a universal convolutional neural network for low-, mid-, and high-level vision using diverse datasets and limited memory. In *The IEEE Conference on Computer Vision and Pattern Recognition (CVPR)*, July 2017.
- Krizhevsky, A. and Hinton, G. Learning multiple layers of features from tiny images. Technical report, Citeseer, 2009.
- LeCun, Y., Bottou, L., Bengio, Y., and Haffner, P. Gradient-based learning applied to document recognition. *Proceedings of the IEEE*, 86(11):2278–2324, 1998.
- Li, Z., Zhou, F., Chen, F., and Li, H. Meta-sgd: Learning to learn quickly for few shot learning. *arXiv preprint arXiv:1707.09835*, 2017.
- Liebel, L. and Körner, M. Auxiliary tasks in multi-task learning. *arXiv preprint arXiv:1805.06334*, 2018.
- Lin, T.-Y., Goyal, P., Girshick, R., He, K., and Dollár, P. Focal loss for dense object detection. *arXiv preprint arXiv:1708.02002*, 2017.
- Liu, S., Johns, E., and Davison, A. J. End-to-end multi-task learning with attention. *arXiv preprint arXiv:1803.10704*, 2018.
- Maaten, L. v. d. and Hinton, G. Visualizing data using t-sne. *Journal of machine learning research*, 9(Nov): 2579–2605, 2008.
- Misra, I., Shrivastava, A., Gupta, A., and Hebert, M. Cross-stitch networks for multi-task learning. In *Proceedings of the IEEE Conference on Computer Vision and Pattern Recognition*, pp. 3994–4003, 2016.
- Ravi, S. and Larochelle, H. Optimization as a model for few-shot learning. 2016.
- Ruder, S. An overview of multi-task learning in deep neural networks. *arXiv preprint arXiv:1706.05098*, 2017.
- Santoro, A., Bartunov, S., Botvinick, M., Wierstra, D., and Lillicrap, T. One-shot learning with memory-augmented

- neural networks. *arXiv preprint arXiv:1605.06065*, 2016.
- Schmidhuber, J. Learning complex, extended sequences using the principle of history compression. *Neural Computation*, 4(2):234–242, 1992.
- Simonyan, K. and Zisserman, A. Very deep convolutional networks for large-scale image recognition. *arXiv preprint arXiv:1409.1556*, 2014.
- Snell, J., Swersky, K., and Zemel, R. Prototypical networks for few-shot learning. In *Advances in Neural Information Processing Systems*, pp. 4077–4087, 2017.
- Toshniwal, S., Tang, H., Lu, L., and Livescu, K. Multi-task learning with low-level auxiliary tasks for encoder-decoder based speech recognition. *arXiv preprint arXiv:1704.01631*, 2017.
- Vinyals, O., Blundell, C., Lillicrap, T., Wierstra, D., et al. Matching networks for one shot learning. In *Advances in Neural Information Processing Systems*, pp. 3630–3638, 2016.
- Zhang, Y., Tang, H., and Jia, K. Fine-grained visual categorization using meta-learning optimization with sample selection of auxiliary data. *arXiv preprint arXiv:1807.10916*, 2018.
- Zhou, T., Brown, M., Snavely, N., and Lowe, D. G. Unsupervised learning of depth and ego-motion from video. In *CVPR*, 2017.

A. 4-Level CIFAR-100 Dataset

3 Class	10 Class	20 Class	100 Class
animals	large animals	reptiles	crocodile, dinosaur, lizard, snake, turtle
		large carnivores	bear, leopard, lion, tiger, wolf
		large omnivores and herbivores	camel, cattle, chimpanzee, elephant, kangaroo
	medium animals	aquatic mammals	beaver, dolphin, otter, seal, whale
		medium-sized mammals	fox, porcupine, possum, raccoon, skunk
	small animals	small mammals	hamster, mouse, rabbit, shrew, squirrel
		fish	aquarium fish, flatfish, ray, shark, trout
	invertebrates	insects	bee, beetle, butterfly, caterpillar, cockroach
		non-insect invertebrates	crab, lobster, snail, spider, worm
	people	people	baby, boy, girl, man, woman
vegetations	vegetations	flowers	orchids, poppies, roses, sunflowers, tulips
		fruit and vegetables	apples, mushrooms, oranges, pears, peppers
		trees	maple, oak, palm, pine, willow
objects and scenes	household objects	food containers	bottles, bowls, cans, cups, plates
		household electrical devices	clock, keyboard, lamp, telephone, television
		household furniture	bed, chair, couch, table, wardrobe
	construction	large man-made outdoor things	bridge, castle, house, road, skyscraper
	natural scenes	large natural outdoor scenes	cloud, forest, mountain, plain, sea
	vehicles	vehicles 1	bicycle, bus, motorcycle, pickup truck, train
		vehicles 2	lawn-mower, rocket, streetcar, tank, tractor

Table 2. Building CIFAR-100 dataset in 4-level hierarchy.

B. Cosine Similarity on CIFAR-100 Dataset

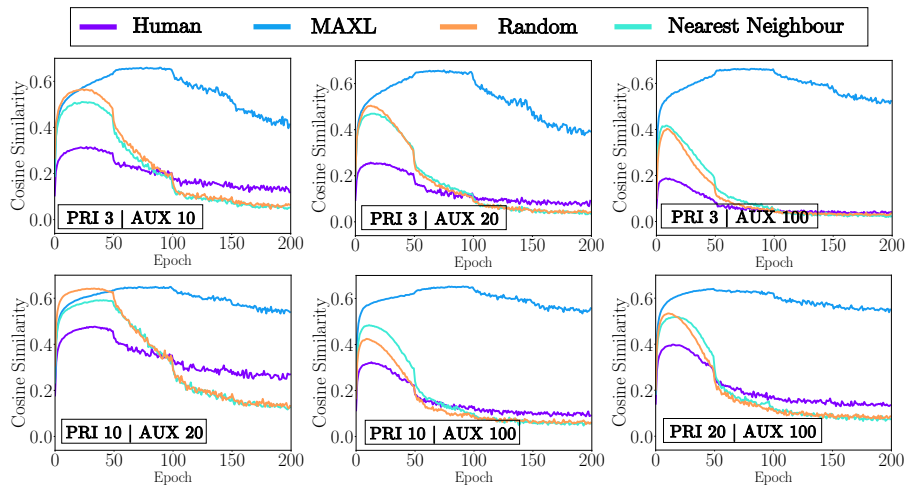


Figure 7. Cosine similarity measurement between the auxiliary loss gradient and primary loss gradient, on the shared representation in the multi-task network. The results are for all six hierarchies defined in CIFAR-100 dataset.