

For which graphs the sages can guess correctly the color of at least one hat

K. Kokhas*, A. Latyshev†

March 31, 2021

Abstract

Several sages wearing colored hats occupy the vertices of a graph. Each sage tries to guess the color of his own hat merely on the basis of observing the hats of his neighbours without exchanging any information. Each hat can have one of *three* colors. A predetermined guessing strategy is winning if it guarantees at least one correct individual guess for every assignment of colors. We completely solve the problem of describing graphs for which the sages win.

1 Introduction

We consider a variant of the well-known hat guessing game, which we call «Hats» for short.

In this variant, there are n sages and a lot of hats of k different colors. The sages sit at the vertices of an undirected graph G . Two sages see each other if they occupy adjacent vertices. The sages participate in the following TEST. The adversary gives them hats in such way that everybody can see his neighbour's hats, but can not see his own hat and does not know its color. Any communication between sages is prohibited. The sages try to guess the colors of their own hats simultaneously (for example, on command from the adversary). We say that sages pass the test (successfully) or win if at least one of them guessed the color correctly.

Before the test, the sages are informed about its rules, and then they have a session at which they should determine a public deterministic strategy (public in the sense that everybody, including the adversary, knows it). A strategy is said to be *winning* if for all possible placements of hats, at least one of the sages guesses the color of his hat correctly. We say that the sages win if they have a winning strategy, and lose otherwise.

The main question of this paper is for which graphs the sages win. We consider the game «Hats» for $k = 3$ only.

The «Hats» game was mentioned for the first time in 1961 in M. Gardner's book [3]. In 1998, T. Ebert considered it in his PhD thesis [2], and the game became very popular. After that, a lot of variants of «Hats», mainly probabilistic, have been discovered. For example, 36 variants of the rules are listed in [4].

Let us list some known results for the «Hats» game.

Lemma 1. *Let G' be a subgraph of a graph G . If the sages have a winning strategy on G' , then they also win on G .*

It is obvious.

*St.Petersburg State University, St.Petersburg, Russia

†ITMO University, St.Petersburg, Russia

Theorem 2 ([1]). *If G is a tree, then the sages lose.*

Theorem 3 ([1]). *Let G be a tree and A be any vertex of G . Then there exist two colors c_1 and c_2 and two losing placements of hats such that in the first placement of hats sage A gets a hat of color c_1 , and in the second placement of hats sage A gets a hat of color c_2 .*

W. Szczechla [5] proved the following difficult theorem.

Theorem 4. *Let G be a cycle on n vertices. Then the sages win if and only if n is divisible by 3 or $n = 4$.*

In the second section we give necessary definitions and describe 3-vertex and 9-vertex models which we use to describe strategies in matrix language. The 9-vertex model is a fundamental tool for the computational approach to the problem. Many of our results were obtained by hard computer calculations. We use the 9-vertex model for “fast”, i. e., relatively simple, checking strategies found by the computer. It is difficult to find a strategy, but whenever it is found, we can prove that it is indeed winning strategy by simple calculations with 9×9 matrices. Unfortunately, only in several cases we can replace these calculations with a “logical” proof.

In the third section we analyze variants of the game in which the sages get some extra information (“a hint”). These variants of the game are of independent interest. Moreover, hints can be used for constructing (difficult) strategies in the general variant of the game.

In the fourth section we prove the following main theorem that describes all graphs where the sages win.

Theorem 20. *The sages lose on a connected graph G if and only if G is a tree or G contains a unique cycle C_n , where n is not divisible by 3, $n \geq 5$.*

2 3-vertex and 9-vertex models

Throughout the paper, let G is an undirected graph without loops and multiple edges. The sages occupy all vertices of G , we will identify often a vertex with the sage sitting in it. Let H be the set of hats colors, $H = \{0, 1, 2\}$. Denote by C_n a cycle with n vertices and by P_n a path with n vertices. If we need to indicate the starting and ending vertices of a path, we write $P_n(AB)$ or $P(AB)$ (for the description of strategies involve oriented paths; in this case, we assume that the vertices of the path are ordered in the direction from A to B).

By the rules of the «Hats» game, the guess of each sage depends only on the hat colors of his neighbors. Therefore, a strategy of the sage in a vertex v is a function $f_v: H^{\deg(v)} \rightarrow H$. It is convenient to describe the strategy f_v by a $\deg(v)$ -dimensional matrix. We put matrices defining strategies into square brackets; matrix entries have indices from 0 to 2 in each coordinate. For example, the sage that occupies a leaf vertex can use the strategy “I say what I see” which corresponds to the matrix $\begin{bmatrix} 0 & 1 & 2 \end{bmatrix}$. If a sage v has two neighbours Left and Right, then one of his possible strategies is

$$\begin{bmatrix} 0 & 1 & 2 \\ 1 & 1 & 1 \\ 1 & 1 & 1 \end{bmatrix},$$

which means that if the color of the Left’s hat is 0 then the sage v calls out the color of the Right’s hat. In all other cases, the sage v calls out color 1. Usually, the sages are given names or numbers; in this case, the matrix entries of the corresponding matrices are ordered lexicographically. The list of all functions $\{f_v, v \in V\}$ will be called the (*collective*) *strategy of the sages*.

Assume that the sages have fixed a collective strategy. A *hat placement* is a function $C: V \rightarrow H$, i. e., it is defined if for each vertex v of the graph G a color $C(v)$ is chosen. We also denote the

color of a vertex v by c_v (when this causes no ambiguity). A hat placement is said to be *losing*, or *disproving*, if no sage makes a correct guess for this placement using the chosen strategy, i. e. for every vertex v

$$f_v(C(u_1), \dots, C(u_k)) \neq C(v),$$

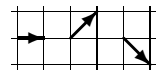
where u_1, \dots, u_k is the list of neighbours of v . If P is a path in graph G (or a cycle), then we say that a hat placement on P a *disproving chain* if no sage in the inner vertices of P makes a correct guess (in the case of the cycle, no sage makes a correct guess).

2.1 3-vertex model

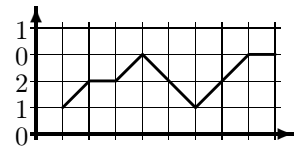
For a graph $G = \langle V, E \rangle$, let $3 * G$ be a graph with vertex set $V \times H$ in which two vertices (u, i) (v, j) are joined by an edge if and only if $uv \in E$. We call the graph $3 * G$ the *3-vertex model* for graph G .

It is convenient to use the graph $3 * G$ when considering hat placements on G . For a hat placement $c = (c_1, c_2, \dots, c_\ell)$ on the vertex set $v = \{v_1, \dots, v_\ell\}$ of graph G , we define the *lifting* of c to the graph $3 * G$. By definition, it is a subgraph G_c of $3 * G$ with vertex set (v_i, c_i) isomorphic to the graph G : vertices $(v_i, c_i), (v_j, c_j)$ are joined by an edge if and only if $v_i v_j$ is an edge of G , see Fig. 2. The 3-vertex model was the main tool in the proof of theorem 4 in [5].

Now describe another method of visualizing disproving chains, which uses Motzkin paths. A *Motzkin path* is an (oriented) lattice path with steps depicted on the figure on the right.



Let the sages sitting at the vertices of a path $A_1 A_2 \dots A_n$ get hats c_1, c_2, \dots, c_n where $c_i \in \{0, 1, 2\}$ for every i . We convert this hat placement into a Motzkin path. The path starts at the point $(1, c_1)$ of the coordinate plane. Observe that in calculations modulo 3 any remainder can be obtained from any other one by adding $-1, 0$ or 1 in \mathbb{Z}_3 . So, we can define a path by applying the following rule: if the i th point of the path has already been defined, then next line is \rightarrow if $c_{i+1} = c_i$, \searrow if $c_{i+1} = c_i - 1 \pmod 3$, and \nearrow if $c_{i+1} = c_i + 1 \pmod 3$. For example, the hat placement 122021200 (for $n = 9$) corresponds to Motzkin path shown in the figure on the right.



2.2 9-vertex model

Given a graph G , let $L(G)$ be the *graph of edges* of G , i. e. every vertex of graph $L(G)$ corresponds to an edge of G , and two vertices of $L(G)$ are joined by an edge if and only if the corresponding edges in G share a common vertex.

First, assume that G is a path $P = P_n$ (or a cycle C_n). Consider the graph $G^{[9]} = L(3 * G)$. Its vertices are pairs of neighbouring sages in the graph G , with possible colors of hats indicated for each sage. We call $G^{[9]}$ the *initial graph of 9-vertex model*. Every path T in the graph $3 * G$ uniquely determines a path \tilde{T} in the graph $G^{[9]}$, which will be called *the lifting* of T . So, a hat placement c on the initial path P gives rise to the lifting P_c in the graph $3 * G$, which, in turn, gives rise to the lifting \tilde{P}_c in the graph $G^{[9]}$. Thus, hat placements on the graphs P and C_n can be interpreted as paths in the graph $G^{[9]}$ (see Fig. 3).

Now we define the graph $G^{[9]}$ in the general case. For an arbitrary graph G , let the *initial graph of 9-vertex model* $G^{[9]}$ be the hypergraph of edges of the graph $3 * G$ defined as follows.

The vertices of the hypergraph $G^{[9]}$ correspond to the edges of graph $3 * G$. Thus, every edge in G determines nine edges in $3 * G$ and nine vertices in $G^{[9]}$. The set of all vertices of $G^{[9]}$ that correspond to the same pair of neighbouring sages i. e. to an edge of G will be called a *layer*. For



Figure 1. A path P and hat placement c on it

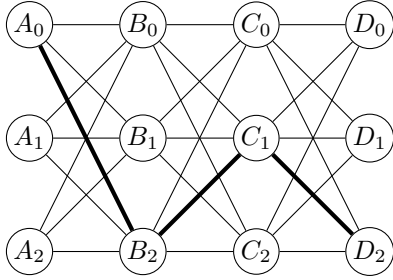


Figure 2. The path P_c is the lifting of hat placement c to graph $3 * P$

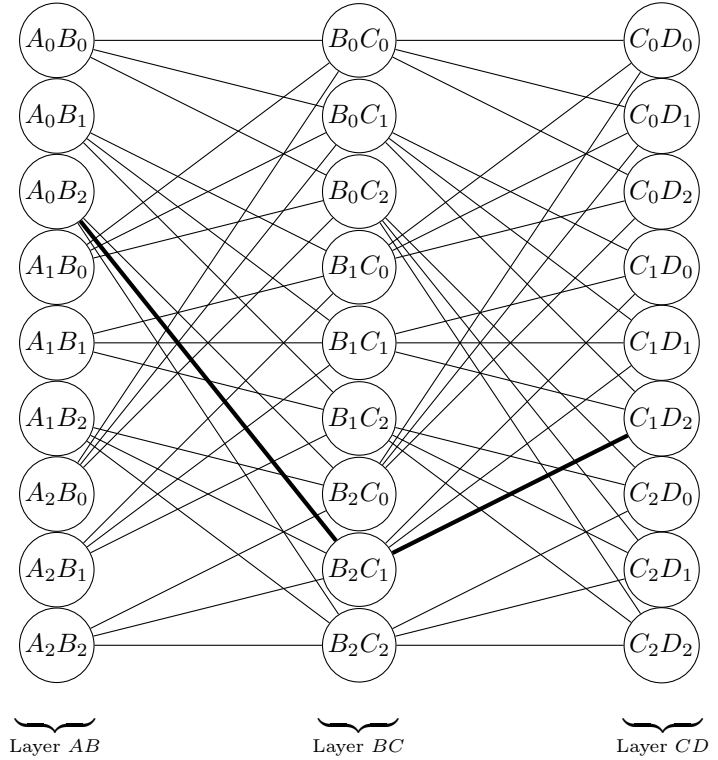


Figure 3. The path \tilde{P}_c in the 9-vertex model $P^{[9]}$

example, nine vertices $A_i B_j$ in the left column of Fig. 3 form the layer corresponding to the pair of sages A and B from Fig. 1.

Now we describe the hyperedges of $G^{[9]}$. Every vertex of the initial graph G determines exactly one hyperedge of graph $G^{[9]}$ in the following manner. Let u be an arbitrary vertex of G , let v_1, v_2, \dots, v_k be the (unordered) set of all its neighbours and $(\alpha, \beta_1, \dots, \beta_k)$ be an arbitrary set of colors. Then the pairs $(u, \alpha), (v_1, \beta_1), \dots, (v_k, \beta_k)$ are vertices of the graph $3 * G$, and the quadruples of the form $((u, \alpha), (v_i, \beta_i))$ are vertices of $G^{[9]}$. By definition, the hyperedge determined by the vertex u is the union of $(k + 1)$ vertices

$$((u, \alpha), (v_1, \beta_1)), \quad ((u, \alpha), (v_2, \beta_2)), \quad \dots, \quad ((u, \alpha), (v_k, \beta_k))$$

of hypergraph $G^{[9]}$. For short, we will write this hyperedge as

$$\left((u, \alpha), \underbrace{(v_1, \beta_1), \dots, (v_k, \beta_k)}_{\text{unordered list of pairs}} \right). \tag{1}$$

Now assume that the sages have chosen a strategy f . We remove some hyperedges from the hypergraph $G^{[9]}$. Namely, let a sage u see a hat of color β_1 on a sage v_1 , a hat of color β_2 on a sage v_2 , \dots , a hat of color β_k on sage v_k , and let his guess according to the chosen strategy be a color $\alpha = f_u(\beta_1, \dots, \beta_k)$. Then we remove the hyperedge $\left((u, \alpha), (v_1, \beta_1), \dots, (v_k, \beta_k) \right)$ from $G^{[9]}$. Perform this operation for each vertex u and each set of colors $(\beta_1, \dots, \beta_k)$. The resulting graph will be called the *9-vertex model of the graph G for the strategy f* and denoted by $G_f^{[9]}$.

Given a disproving hat placement c for a strategy f on a graph G (recall that this means that a color c_v is given for each vertex v so that no sage guesses the color of his own hat using the strategy f), we can define the *lifting* of the graph G to $G_f^{[9]}$ in the following way. First, we lift G to $3 * G$, obtaining a subgraph G_c of the graph $3 * G$. Since we have taken a disproving hat placement, for every vertex v and all its neighbours none of the hyperedges of the form (1) in

$G^{[9]}$ has been removed. Therefore we can lift G_c to $G^{[9]}$: taking the edges of G_c as vertices in $G^{[9]}$ and taking all possible sets of vertices G_c of the form (1) as hyperedges yields a well-defined subhypergraph \tilde{G} of $G_f^{[9]}$, which we call the *lifting* of graph G to $G_f^{[9]}$.

Lemma 5. *A strategy f on graph G is losing if and only if there exists a hat placement that gives rise to a well-defined lifting of G to $G_f^{[9]}$.*

Proof. We have already checked that every disproving hat placement can be lifted to $G_f^{[9]}$. The inverse statement is also true: if the vertices of some subhypergraph \tilde{G} of $G_f^{[9]}$ project bijectively onto the edges of the graph G in such a way that every vertex of G with all its outgoing edges corresponds to exactly one hyperedge in graph $G_f^{[9]}$, then subgraph \tilde{G} uniquely determines a disproving hat placement for strategy f on the graph G . Moreover, in this case the graph \tilde{G} is the lifting of G to $G_f^{[9]}$ constructed from this hats placement. \square

Example. Consider the graph $G = P$ with the hat placement shown in Fig. 1 (the vertices are ordered lexicographically). Let the strategies of the sages B and C be chosen as follows:

$$f_B = \begin{bmatrix} 1 & 0 & 0 \\ 1 & 2 & 1 \\ 2 & 2 & 0 \end{bmatrix}, \quad f_C = \begin{bmatrix} 2 & 1 & 1 \\ 0 & 0 & 0 \\ 2 & 1 & 1 \end{bmatrix}. \quad (2)$$

Then the part of the graph $P_f^{[9]}$ corresponding to the fragment of the graph $L(3 * P)$ in fig. 2 is shown in fig. 4. Since the hat placement in Fig. 1 is winning for the sages (because the sage C guesses color of his hat correctly using the strategy f), this hat placement does not determine the lifting of the initial graph P to $P_f^{[9]}$, in particular, we see that $P_f^{[9]}$ does not contain the edge $(B_2C_1)-(C_1D_2)$, which must belong to such a lifting.

2.3 The adjacency tensor and counting the number of disproving hat placements

Let u be a vertex of graph G , and v_1, v_2, \dots, v_k be the set of its neighbours. Every edge uv_i in G determines the layer V_i consisting of nine vertices of $G_f^{[9]}$ of the form $w_\gamma^{(i)} = (u, \alpha)(v_i, \beta)$, where $\gamma = (\alpha, \beta) \in H \times H$ is a pair of colors. Let us construct the *adjacency tensor*, which describes in which case the point

$$(w_{\gamma_1}^{(1)}, w_{\gamma_2}^{(2)}, \dots, w_{\gamma_k}^{(k)}) \in V_1 \times V_2 \times \dots \times V_k, \quad \text{where } \gamma_i = (\alpha_i, \beta_i) \in H \times H \text{ for all } i,$$

is a hyperedge in $G_f^{[9]}$. By definition, let

$$M_{\gamma_1 \gamma_2 \dots \gamma_k}^{(u)} = \begin{cases} 1, & \text{if } \alpha_1 = \alpha_2 = \dots = \alpha_k \text{ and} \\ & \left((u, \alpha_1), (v_1, \beta_1), \dots, (v_k, \beta_k) \right) \text{ is a hyperedge of } G_f^{[9]}, \\ 0, & \text{otherwise} \end{cases}$$

For example, for $k = 2$ this construction gives the ordinary adjacency matrix of the bipartite subgraph formed by the two neighbouring layers of graph $G_f^{[9]}$. Figure 5 demonstrates the matrix $M^{(B)}$ corresponding to the vertex B of the graph P in Fig. 1 and the strategy f defined by (2). It describes the adjacency of the layers AB and BC of the graph $P_f^{[9]}$ shown in fig. 4.

Observe an important technical detail. In the definition of the tensor $M_{\gamma_1 \gamma_2 \dots \gamma_k}^{(u)}$, the coordinates $\gamma_i = (\alpha_i, \beta_i)$ of the parameters are listed in the order from the vertex u to its neighbours: α_i is a possible color of the vertex u , and β_i is a color of the adjacent vertex v_i . But for matrices it is

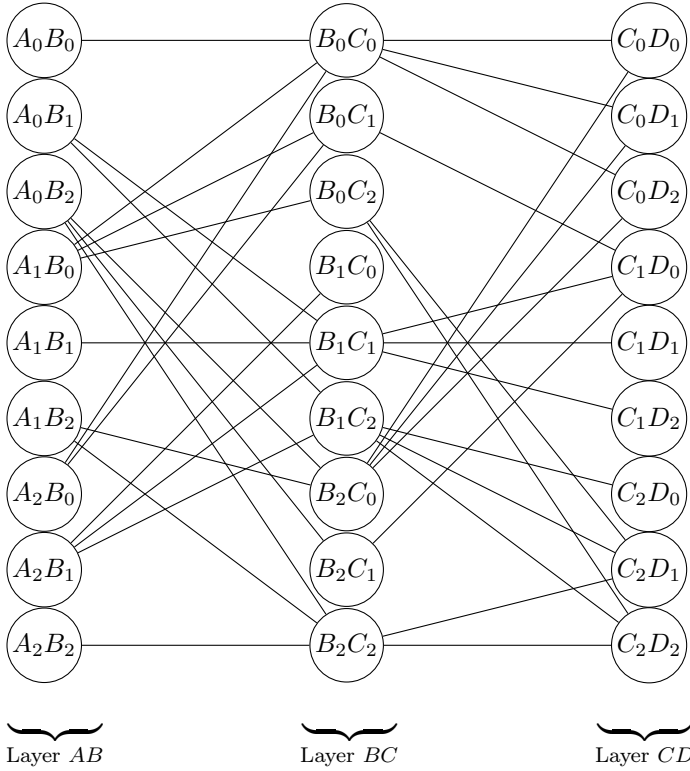


Figure 4. The graph $P_f^{[9]}$ for the strategy f defined by formula (2)

	00	01	02	10	11	12	20	21	22
00	$\begin{pmatrix} 1 & 0 & 0 & 0 & 0 & 0 & 0 & 0 & 0 & 0 \\ 0 & 0 & 0 & 0 & 1 & 1 & 0 & 0 & 0 & 0 \\ 0 & 0 & 0 & 0 & 0 & 0 & 1 & 1 & 1 & 0 \\ 1 & 1 & 1 & 0 & 0 & 0 & 0 & 0 & 0 & 0 \\ 0 & 0 & 0 & 0 & 1 & 0 & 0 & 0 & 0 & 0 \\ 0 & 0 & 0 & 0 & 0 & 0 & 1 & 0 & 1 & 0 \\ 1 & 1 & 0 & 0 & 0 & 0 & 0 & 0 & 0 & 0 \\ 0 & 0 & 0 & 1 & 1 & 1 & 0 & 0 & 0 & 0 \\ 0 & 0 & 0 & 0 & 0 & 0 & 0 & 0 & 0 & 1 \end{pmatrix}$								
01									
02									
10									
11									
12									
20									
21									
22									

Figure 5. The matrix $M^{(B)}$ is the adjacency matrix for the layers AB and BC of the graph $P_f^{[9]}$ (the indices of rows and columns are obtained by erasing letters from the names of vertices in $P_f^{[9]}$)

more convenient to parametrize the rows and columns with pairs of colors $\gamma = (\alpha, \beta) \in H \times H$ as in fig. 5, i. e., with the coordinates of the first parameter $\gamma_1 = (\alpha_1, \beta_1)$ is written in the opposite order: from a neighbouring vertex to the vertex u (as in fig. 5, where the order is from the vertex A to the vertex B). For an index $\gamma = (\alpha, \beta)$ we write $\gamma^* = (\beta, \alpha)$.

If we have the adjacency tensors $M_{\gamma_1\gamma_2\dots\gamma_k}^{(u)}$ and $M_{\gamma'_1\gamma'_2\dots\gamma'_\ell}^{(v)}$ for two adjacent vertices u and v of G , then there are two indices $\gamma_j = (\alpha_u, \beta_v)$ and $\gamma'_j = (\beta_v, \alpha_u) = \gamma_j^*$, that correspond to the edge uv . We say that such indices are *repeated*.

The main idea of using adjacency tensors can be illustrated as follows. Consider the matrix $M^{(C)}$ describing the adjacency of the layers BC and CD in fig. 4. Contracting the product $M_{\gamma_1, \gamma_2}^{(B)} M_{\gamma_2^*, \gamma_3}^{(C)}$ on repeated index γ_2 , i. e. calculating the matrix product $M^{(B)} M^{(C)}$, we obtain a matrix whose elements count the number of paths in the graph $G_f^{[9]}$ from the layer AB to the layer CD . Every such path is, in fact, a disproving chain for the graph $G = P$ shown in Fig. 1, i. e., a hat placement for which both sages do not guess the color of their hats correctly.

In the general case, contractions of adjacency tensors provide a technique for counting the disproving hat placements. For instance, let us write the products of the adjacency tensors over all vertices and all possible sets of indices:

$$M_{\gamma_1\gamma_2\dots\gamma_k}^{(u)} M_{\gamma'_1\gamma'_2\dots\gamma'_\ell}^{(v)} \dots$$

Assume that each bottom index is repeated twice. (By definition, repeated indices γ are indices of vertices connected by edge that describe the same hat arrangement on this edge.) Summing over all repeated indices (every index runs over the set $H \times H$), we obtain the *full contraction* of the adjacency tensors.

$$\sum M_{\gamma_1\gamma_2\dots\gamma_k}^{(u)} M_{\gamma'_1\gamma'_2\dots\gamma'_\ell}^{(v)} \dots$$

Theorem 6. *Let u, v, \dots be the list of all vertices of a graph G . Let a strategy f of sages be fixed, and assume that for every vertex u the adjacency tensor $M_{\gamma_1\gamma_2\dots\gamma_k}^{(u)}$ in hypergraph $G_f^{[9]}$ is given. Consider the full contraction of the adjacency tensors*

$$N = \sum M_{\gamma_1\gamma_2\dots\gamma_k}^{(u)} M_{\gamma'_1\gamma'_2\dots\gamma'_\ell}^{(v)} \dots \quad (3)$$

In this expression, every index is repeated twice, and the sum is over all repeated indices (each repeated index runs over the set $H \times H$). Then N equals the number of disproving hat placements for the strategy f .

Proof. In fact, this is a tautology: disproving hat placements correspond bijectively to the nonzero summands (and each nonzero summand in this sum is equal to 1). Indeed, every disproving hat placement determines a unique assignment of colors to the vertices of G . By the definitions of a hyperedge in $G_f^{[9]}$ and the adjacency tensor, for every vertex u we have $M_{\gamma_1\gamma_2\dots\gamma_k}^{(u)} = 1$. Therefore, every disproving hat placement determines a summand in which all the factors are equal to 1. And vice versa, if we assign colors to each vertex u and its neighbours in such a way that $M_{\gamma_1\gamma_2\dots\gamma_k}^{(u)} = 1$, then this color assignment determines a well-defined hat placement. Obviously this hat placement is disproving. \square

Let us give an example of calculations in the 9-vertex model.

Lemma 7. *Let G be a cycle $AS_1S_2\dots S_k$. Let the sage A use the strategy \mathbf{A} , and all the other sages use the strategy \mathbf{S} , where*

$$\mathbf{A} = \begin{bmatrix} 0 & 1 & 1 \\ 0 & 1 & 0 \\ 1 & 1 & 1 \end{bmatrix}, \quad \mathbf{S} = \begin{bmatrix} 2 & 1 & 1 \\ 0 & 0 & 0 \\ 2 & 1 & 1 \end{bmatrix}. \quad (4)$$

Then there exist exactly $k + 1$ disproving chains in G , and all of them assign a hat of color 2 to the sage A .

Proof. The strategies \mathbf{A} и \mathbf{S} are written for the cyclic order of sages, i. e., we assume that S_k is the left neighbour of A and S_1 is the right neighbour of A ; while A is the left neighbour of S_1 and S_2 is the right neighbour of S_1 , and so on, S_{k-1} is the left neighbour of S_k and A is the right neighbour of S_k . The strategies \mathbf{A} и \mathbf{S} can be described in the 9-vertex model by the following matrices

$$\mathcal{A} = \begin{pmatrix} 0 & 1 & 1 & 0 & 0 & 0 & 0 & 0 & 0 \\ 0 & 0 & 0 & 1 & 0 & 0 & 0 & 0 & 0 \\ 0 & 0 & 0 & 0 & 0 & 0 & 1 & 1 & 1 \\ 0 & 1 & 0 & 0 & 0 & 0 & 0 & 0 & 0 \\ 0 & 0 & 0 & 1 & 0 & 1 & 0 & 0 & 0 \\ 0 & 0 & 0 & 0 & 0 & 0 & 1 & 1 & 1 \\ 1 & 1 & 1 & 0 & 0 & 0 & 0 & 0 & 0 \\ 0 & 0 & 0 & 0 & 0 & 0 & 0 & 0 & 0 \\ 0 & 0 & 0 & 0 & 0 & 0 & 1 & 1 & 1 \end{pmatrix}, \quad \mathcal{S} = \begin{pmatrix} 1 & 1 & 1 & 0 & 0 & 0 & 0 & 0 & 0 \\ 0 & 0 & 0 & 1 & 0 & 0 & 0 & 0 & 0 \\ 0 & 0 & 0 & 0 & 0 & 0 & 0 & 1 & 1 \\ 0 & 0 & 0 & 0 & 0 & 0 & 0 & 0 & 0 \\ 0 & 0 & 0 & 1 & 1 & 1 & 0 & 0 & 0 \\ 0 & 0 & 0 & 0 & 0 & 0 & 1 & 1 & 1 \\ 1 & 1 & 1 & 0 & 0 & 0 & 0 & 0 & 0 \\ 0 & 0 & 0 & 1 & 0 & 0 & 0 & 0 & 0 \\ 0 & 0 & 0 & 0 & 0 & 0 & 0 & 1 & 1 \end{pmatrix}.$$

The elements of the matrix \mathcal{S}^k satisfy the linear recurrent equation. One can check by induction

that for $k \geq 3$

$$\mathcal{S}^k = \begin{pmatrix} 1 & 1 & 1 & k-1 & 0 & 0 & 0 & k-1 & k-1 \\ 0 & 0 & 0 & 0 & 0 & 0 & 0 & 0 & 0 \\ 0 & 0 & 0 & 1 & 0 & 0 & 0 & 1 & 1 \\ 0 & 0 & 0 & 0 & 0 & 0 & 0 & 0 & 0 \\ k-2 & k-2 & k-2 & \frac{k^2-3k+4}{2} & 1 & 1 & 1 & \frac{k^2-3k+4}{2} & \frac{k^2-3k+4}{2} \\ 1 & 1 & 1 & k-1 & 0 & 0 & 0 & k-1 & k-1 \\ 1 & 1 & 1 & k-1 & 0 & 0 & 0 & k-1 & k-1 \\ 0 & 0 & 0 & 0 & 0 & 0 & 0 & 0 & 0 \\ 0 & 0 & 0 & 1 & 0 & 0 & 0 & 1 & 1 \end{pmatrix}.$$

Then

$$\mathcal{AS}^k = \begin{matrix} & \begin{matrix} 00 & 01 & 02 & 10 & 11 & 12 & 20 & 21 & 22 \end{matrix} \\ \begin{matrix} 00 \\ 01 \\ 02 \\ 10 \\ 11 \\ 12 \\ 20 \\ 21 \\ 22 \end{matrix} & \begin{pmatrix} \boxed{0} & 0 & 0 & 1 & 0 & 0 & 0 & 1 & 1 \\ 0 & \boxed{0} & 0 & 0 & 0 & 0 & 0 & 0 & 0 \\ 1 & 1 & \underline{1} & k & 0 & 0 & 0 & k & k \\ 0 & 0 & 0 & \boxed{0} & 0 & 0 & 0 & 0 & 0 \\ 1 & 1 & 1 & k-1 & \boxed{0} & 0 & 0 & k-1 & k-1 \\ 1 & 1 & 1 & k & 0 & 0 & 0 & k & k \\ 1 & 1 & 1 & k & 0 & 0 & \boxed{0} & k & k \\ 0 & 0 & 0 & 0 & 0 & 0 & 0 & \boxed{0} & 0 \\ 1 & 1 & 1 & k & 0 & 0 & 0 & k & k \end{pmatrix} \end{matrix} \quad (5)$$

(for clarity, we index the rows and columns of the matrix with the parameters $\gamma = (\alpha, \beta) \in H \times H$).

The indexing of the rows in the product \mathcal{AS}^k “inherited” from the matrix A : an index (α, β) of a row is a possible collection of hat colors on the edge going from A to the left, i. e., on the edge $S_k A$ (where α is a color of S_k , and β is a color of A). The indexing of the columns in \mathcal{AS}^k is inherited from the matrix S corresponding to the last sage S_k . Here, an index (α, β) of a column is a possible collection of hat colors on the edge going from S_k to the right, i. e., on the edge $S_k A$, too. Thus, the diagonal elements of the matrix \mathcal{AS}^k give the number of cyclic disproving chains on the graph C_{k+1} for the given strategies.

For example, 1 in the position $\gamma_1 = (0, 2)$, $\gamma_2 = (0, 2)$ on the diagonal (it is underlined in (5)) means that there exists only one chain that assigns color 2 to sage A and color 0 to the neighbouring sage S_k (such a chain must begin with the edge $(S_k)_0 A_2$ in the sense of the 3-vertex model and, making a full cycle, end with the same edge). The other nonzero element on the diagonal is number k in the position $(22)(22)$; it also corresponds to chains that assign color 2 to the sage A . \square

2.4 SAT applying

Theorem 6 allows us to reduce the question about the existence of winning strategies on graphs to the Boolean satisfiability problem (SAT). Note that formula (3) involves nonnegative integers, and the result is compared with zero: if $N = 0$, then the sages win, otherwise they lose.

Now we replace the arithmetic calculations with logical ones. Assume that we try to find the strategy f for the sages. For each vertex u and all its neighbours v_1, \dots, v_k in the graph G , for each color α , and for each list of colors $\beta = (\beta_1, \dots, \beta_k)$, we create a Boolean variable $m_{\alpha, \beta}^{(u)}$. Let the value of this variable be FALSE if and only if the sage in vertex u guesses his color correctly for this arrangement of colors, i. e., if $f(\beta) = \alpha$ (using α and β instead of γ we cut off the manifestly zero part of the adjacency tensor). For the values of these variables to correspond to a real strategy,

we require that for every list of colors β exactly one of the variables $m_{0,\beta}^{(u)}$, $m_{1,\beta}^{(u)}$, $m_{2,\beta}^{(u)}$ takes the value FALSE. For this, we require that the expression

$$\bigwedge_{u,\beta} \left((\neg m_{0,\beta}^{(u)} \vee \neg m_{1,\beta}^{(u)} \vee \neg m_{2,\beta}^{(u)}) \wedge (m_{0,\beta}^{(u)} \vee m_{1,\beta}^{(u)}) \wedge (m_{0,\beta}^{(u)} \vee m_{2,\beta}^{(u)}) \wedge (m_{1,\beta}^{(u)} \vee m_{2,\beta}^{(u)}) \right) \quad (6)$$

is always true. The logical analogue of formula (3)

$$\bigvee \left(m_{\alpha,\beta_1,\dots,\beta_k}^{(u)} \wedge m_{\alpha',\beta'_1,\dots,\beta'_l}^{(v)} \wedge \dots \right) \quad (7)$$

has the value TRUE if for at least one hat placement at least one factor $m_{\alpha,\beta_1,\dots,\beta_k}^{(u)}$ in each conjunction is FALSE. In this case, there are no disproving hat placements, and the strategy is winning.

Thus, the question about the existence of a winning strategy is reduced to the question of whether one can simultaneously set the values of all the variables in such a way that both (6) and the negation of (7) are TRUE. So, the original question is reduced to the Boolean satisfiability problem (SAT). It is in this way we have found all concrete strategies presented in this paper. In calculations we use the SAT solver Lingeling (<http://fmv.jku.at/lingeling/~>) developed by a team headed by A. Biere (Institute for Formal Models and Verification, Austria).

This approach is very efficient compared with the naive brute-force search. For example, a strategy on the cycle C_n is determined for each vertex by a 3×3 matrix as in (4). There exist 3^9 variants for one matrix, and, therefore, the brute-force approach in this case requires considering 3^{9n} variants. For the SAT approach, we define $3^3 = 27$ variables $m_{\alpha,\beta}^{(u)}$ for each vertex u and obtain a formula with 3^{3n} variables.

3 The theory of hints

3.1 Hints

In this section, we study different “hints”, i. e., public ways to help the sages. A *hint* is a rule that restricts the range of possible configurations hat colors or changes the procedure of the test. The hint is reported to the sages before the session. It means that everybody (the sages and the adversary) knows about the hint during the session.

Consider the following hints.

Hint notation	The information given (to everybody) by the hint
$2A$	The sage A can make two guesses about his hat color
$A - 1$	The sage A gets a hat of one of two colors, and these colors are explicitly known
$A = B$	The sages A and B get hats of the same color
$A \neq B$	The sages A and B get hats of the different colors
A^*	The sage A get hat of one of only two colors; these colors will be known (to him only) in the moment when he puts on the hat

For $i \in \{0, 1, 2\}$ we denote the hint $A - 1$ by $A - \{i\}$ if the sage A will not get a hat of color i .

Additionally, we agree that the adversary is always plays against the sages, i. e., if he can choose a hat placement or give a hint complying with rules in such a way that the sages lose, he does this.

In the case of hint A^* , during the session the sages fix strategies for everybody except A . For A , they determine three strategies which he will use depending on the missing color.

3.2 Examples of concrete strategies in the ‘‘Hats’’ game with hints

The fact that the sages can win with the hints $A \neq B$, $A = B$ or $A - 1$ is established in the following lemmas (for some concrete graphs). The strategies in this lemmas were found by computer search. Although finding strategies is a difficult problem, checking that these strategies win is almost trivial, and in some cases we can even suggest a ‘‘logical proof’’.

Lemma 8. *On the graph $P_n(AB)$ with $n \geq 2$, the sages win with the hint $A \neq B$ or $A = B$.*

Proof. We will present a strategy for the sages on the graph $P_n(AB)$ with the hint $A \neq B$, $n \geq 2$. Let the sages A and B use the strategy $\mathbf{A} = \mathbf{B} = \begin{bmatrix} 1 & 2 & 0 \end{bmatrix}$. It is easy to see that for $n = 2$, it is a winning strategy. For $n > 2$, let each of the other $n - 2$ sages use the strategy

$$\mathbf{S} = \begin{bmatrix} 1 & 1 & 0 \\ 1 & 2 & 2 \\ 0 & 2 & 0 \end{bmatrix}.$$

We will represent possible hat placements as Motzkin paths. The hint $A \neq B$ implies that a Motzkin path that begins at the point $(1, c_1)$ cannot end at the point $(n, c_1 + 3k)$ for any k . Below we will use only the fact that such a path cannot end at the point (n, c_1) .

It is easy to check that the sage A acting according to the chosen strategy always guesses the color of his hat correctly if the Motzkin path begins with a descending step \searrow . Similarly, the sage B guesses the color of his hat correctly if the Motzkin path ends with an ascending step \nearrow . As to the other sages, their strategies are quite symmetric, and each of them guesses right if the path contains one of the following fragments:

$$\begin{array}{|c|} \hline \diagup \\ \hline \end{array}, \quad \begin{array}{|c|} \hline \diagdown \\ \hline \end{array} \quad \text{or} \quad \begin{array}{|c|} \hline \diagup \quad \diagdown \\ \hline \end{array}. \quad (8)$$

To verify the last claim, we just need to check all matrix elements of \mathbf{S} one by one. We describe only one example: 0 in the bottom left corner of \mathbf{S} means that the chain of hats colors 2, 0, 0 is winning for the sages. This chain corresponds to the first fragment in (8).

We claim that every Motzkin path from $(1, c_1)$ to (n, c_n) , where $c_1 \neq c_n$, either begins with a descending step \searrow , or ends with an ascending step \nearrow , or has a fragment of the form (8). It is obvious. Indeed, if the path begins with an ascending step \nearrow and does not contain fragments (8), then all the other steps of the path must also be ascending, but then the last step is also ascending, as required. If the the path begins with the horizontal step \rightarrow , then either all the other steps of the path are horizontal (but a strictly horizontal path is not appropriate for us), or one of the steps is ascending, and then all the subsequent steps are ascending, too.

Thus, in the case of the hint $A \neq B$, there are no disproving hat placements for the presented strategy.

In case of the hint $A = B$, the sages, obviously, win for $n = 2$. For $n > 2$, denote the unique neighbour of the sage B by D . Then the sages win if B acts according to the strategy ‘‘I say what I see’’ and the other sages play on the path $P(A, D)$ according to a winning strategy for the hint $A \neq D$. \square

Lemma 9. *On the cycle C_n with $n \geq 3$, the sages win with the hint $A - 1$.*

Proof. Assume that the sages are given the hint $A - \{2\}$. Let the sage A use the strategy \mathbf{A} , and all the other sages use the strategy \mathbf{S} from lemma 7. It is proved in lemma 7 that all the disproving chains assign a hat of color 2 to the sage A , but this is prohibited by the hint. \square

Denote by G^A a graph G with a labeled vertex A . By the *sum of labeled graphs* G_1^A and G_2^B we mean the graph obtained as the union of G_1 and G_2 in which vertices A and B are merged. The sum of labeled graphs G_1^A and G_2^A will be called the *sum of the graphs* G_1 and G_2 with respect to the vertex A and denoted by $G_1 \dot{+}_A G_2$.

The next lemma claims that if a sage B in a leaf vertex of a graph G' gets the hint $B - 1$, then he can use a simple trick to “pass” this hint to his unique neighbour (denoted by A), i. e., “push” the hint inside the graph. This allows us to construct a winning strategy of the sages on G' if there exists a winning strategy on the graph $G = G' \setminus \{B\}$ with hint $A - 1$.

Lemma 10 («pushing» a hint). *Let G be a graph on which the sages win with the hint $A - 1$ for some A . Then the sages win on the graph $G' = G \dot{+}_A P_2(AB)$ with the hint $B - 1$.*

Proof. Let f be a winning strategy of the sages on the graph G with the hint $A - \{2\}$. We will construct a strategy F for the sages on the graph G' with the hint $B - \{2\}$. Let the sage B use the strategy $[0, 0, 1]$, and the sages from $G \setminus \{A, B\}$ use the strategy f . We construct a strategy for the sage A as follows: for every hat placement $c = (c_B, C_G)$ on the neighbours of A (where c_B is a hat color of B and C_G is a list of hat colors of all other neighbours of A in the graph G), set

$$F_A(c_B, C_G) = \begin{cases} 2, & \text{if } c_B = 0, \\ f_A(C_G), & \text{if } c_B = 1. \end{cases}$$

If $c_B = 0$, then A guesses right in the case $c_A = 2$ and B guesses right in the case $c_A \neq 2$. If $c_B = 1$, then B guesses right if $c_A = 2$. So, if the sage A sees that $c_B = 1$, then he must guarantee that the sages win for all hat placements in which the hat color of A is not 2. This can be achieved if the sages on the graph G use the strategy f . \square

3.3 The hint $A - 1$ on the sum of graphs

Theorem 11. *Assume that on graphs G_0^A , G_1^A and G_2^A there exist winning strategies with the hint $A - 1$. Then on the graph $G = G_0 \dot{+}_A G_1 \dot{+}_A G_2 \dot{+}_A P_2(AB)$ the sages win without any hints.*

Proof. Denote a winning strategy on the graph G_i^A with the hint $A - \{i\}$ by f_i . We will construct a winning strategy for the graph G . Let the sage B always call out the hat color of the sage A . Let all sages from $G_i \setminus \{A\}$ act according to the strategy f_i . Finally, let the sage A act in the following way: if he sees that the hat of B has color j , then he uses the strategy f_j (we may think at this moment that only the sages on the subgraph G_j^A are really trying to guess the colors of their hats). This is a winning strategy, because if $c_A = c_B$ then B guesses right and if $c_A \neq c_B$ then somebody from subgraph $G_{c_B}^A$ guesses right. \square

Theorem 11 allows to construct nontrivial examples of graphs where the sages win.

Example. For all positive integers n, m, k (with $n, m, k \geq 3$) the sages win on the sum of graphs $C_n \dot{+}_A C_m \dot{+}_A C_k \dot{+}_A P_2(AB)$ (see Fig. 6). This is obvious by lemma 9 and theorem 11.

Another example of the similar technique is given in lemma 17.

3.4 Theorems on the “Hats” game with hints

Theorem 12. *For any graph G , the sages lose with the hint $2A$ if and only if A is an isolated vertex of graph G .*

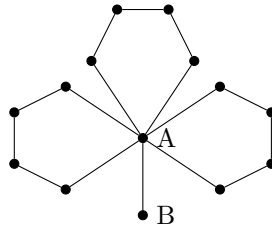


Figure 6. The graph $C_5 +_A C_5 +_A C_5 +_A P_2(AB)$

Proof. It follows from the fact that the sages win with the hint $2A$ even on the graph $P_2(AB)$: the sage B verifies the conjecture that the hat colors coincide, while the sage A verifies the conjecture that hat colors are different. \square

Obviously, the hint $A - 1$ cannot give additional advantage to sages outside the connected component of the vertex A .

Theorem 13. *Let G be a connected graph and A be a vertex of G . Then the sages lose on the graph G with the hint $A - 1$ if and only if G is a tree.*

Proof. Let us prove that if G is a tree, then the sages lose. Assume that they win, so they have a winning strategy on the graph G^A . Take three copies of the tree G . By theorem 11, the sages have a winning strategy in game without hints on the tree $G' = G +_A G +_A G +_A P_2(AB)$. But this is impossible by lemma 2, a contradiction.

Let us prove that if G contains a cycle, then the sages win. If the vertex A belongs to the cycle, then the sages can use the strategy from lemma 9. If it lies outside the cycle, then consider the subgraph consisting of the cycle and a path that joins the vertex A with this cycle. The sages can “push” the hint from A to the cycle by lemma 10, and win on the cycle using lemma 9. \square

An interesting feature of the hints $A = B$ and $A \neq B$ is that these hints can help the sages even if A and B belong to different connected components!

Theorem 14. *For every graph G , the sages win with the hint $A = B$ if and only if*

- 1) *the vertices A and B belong to the same connected component, or*
- 2) *the connected component of the vertex A or the component of the vertex B is not a tree.*

Proof. 1) On the path $P(AB)$, the sages win if they use the strategy from lemma 8.

2) Let us prove that if, say, the connected component of A contains a cycle C_n , then the sages win. Let the sage B always call out color 2, and all the sages from the connected component of A use a winning strategy for the hint $A - \{2\}$, which exists by theorem 13. Then in the case $c_B = c_A = 2$ sage B guesses right, and in the case $c_B = c_A \neq 2$ somebody from the connected component of A guesses right.

If both components of the vertices A and B are trees, then, by theorem 3, there exist two colors c_A^1, c_A^2 and two losing (for the game without hints) hat placements in the connected component of A in which A gets a hat of colors c_A^1 and c_A^2 , respectively. There exist also analogous colors c_B^1 and c_B^2 for the vertex B . But $\{c_A^1, c_A^2\} \cap \{c_B^1, c_B^2\} \neq \emptyset$, since the number of possible hat colors in the game is 3. So, we can choose losing hat placements in both components of A and B in such a way that the sages A and B get hats of the same color. Then none of the sages guesses right. \square

Theorem 15. 1) *The sages win with hint $A \neq B$ on every connected graph.*

2) *Let sages A and B be in the different connected components of graph G . Let both of these components be graphs on which the sages lose in the game without hints. Then the sages win on graph G if and only if both connected components of vertices A and B are not trees.*

Proof. 1) On the path $P(AB)$, the sages can win using the strategy from lemma 8.

2) Let us prove that if both connected components of the vertices A and B contain a cycle, then the sages win. Indeed, by theorem 13, in this case the sages have winning strategies on the connected component of A with the hint $A - \{2\}$ and on the connected component of B with the hint $B - \{2\}$. Let all the sages act according to these strategies. Because of the hint $A \neq B$, one of the sages A or B does indeed have a hat not of color 2, which means that the sages win.

Now assume that one of the connected components, say that of A , is a tree. Consider an arbitrary losing hat placement for the game without hints on the connected component of B . Let the vertex B have color c_B in this game. By theorem 3, there exist two colors the sage A can have in a disproving hat placement, and at least one of them does not coincide with c_B . Take a disproving hat placement in the connected component of A that assigns this color to A . We obtain a disproving hat placement for the whole graph that satisfies the restriction $A \neq B$, so the sages lose. \square

Thus, theorem 14 provide a complete analysis of the ‘‘Hats’’ game with the hint $A = B$. Theorem 15 establishes an important result for the hint $A \neq B$, but for a complete analysis of the game with this hint (on nonconnected graphs) we need the result of our main theorem 20 (its proof, of course, does not use theorem 15).

Theorem 16. *The hint A^* does not affect the result of the ‘‘Hats’’ game.*

Proof. Assume that the sages win with the hint A^* . For all sages except A , fix their strategies in the game with the hint A^* ; we will construct a strategy of the sage A in such way that the sages win without hints.

Assume that the adversary gives to A a hat of color x , and after that there exists a hat placement in which A gets a hat of color x , his neighbours get hats of colors u, v, w, \dots , the other sages also get hats of some colors, and nobody (except A) guesses right. In this case, we want the sage A to guess the color of his hat correctly, i. e., his strategy must satisfy the requirement $f_A(u, v, w, \dots) = x$.

These requirements for different hat placements do not contradict each other. Indeed, if there exists another hat placement where the neighbours still have colors u, v, w, \dots and the sage A gets another color y , then the sages can not win with the hint A^* , because the adversary can inform A that he has a hat of color x or y and then choose one of these two hat placements for which sage A does not guess his color correctly. \square

Corollary 16.1. *Let AB be an edge of a graph G with B being a leaf vertex. If the sages lose (without hints) on the graph $G \setminus \{B\}$, then they lose also on the graph G .*

Proof. Assume that the sages have found a winning strategy on the graph G and the strategy of the sage B is $[c_0 \ c_1 \ c_2]$. Observe that c_0, c_1, c_2 are the three different colors. Indeed, if this set does not contain, say, color 2, then consider hat placements where B gets a hat of color 2. In fact, the strategies of all sages except A work on the graph $G \setminus \{B\}$. When the sage A sees a hat of color 2 on the sage B , then his strategy on the graph $G \setminus \{B\}$ is also well defined. Choose a disproving hat placement on $G \setminus \{B\}$ for this collective strategy and add a hat of color 2 on the sage B . We obtain a disproving hat placement on the graph G .

So, the strategy f_B of the sage B must be designed in such way that each of the three colors can be his guess for a suitable color of his neighbor’s hat. Therefore, if he was given a hat of color c^* , there is a uniquely determined color c^{**} such that $f_B(c^{**}) = c^*$. Then for the hat placements that assign to A a hat of color c^{**} (and only for them), the sage B guesses right. Hence for hat placements in which the hat color of A is not c^{**} , somebody from the graph $G \setminus \{B\}$ must guess right. But this means that the sages win with the hint A^* on the graph $G \setminus \{B\}$ (this hint will be

given at the moment when A sees the color c^* of B 's hat). But this is impossible by theorem 16: if the sages lose on the graph $G \setminus \{B\}$ without hints, then they also lose on this graph with the hint A^* . A contradiction. \square

4 Analysis of the game on arbitrary graphs

Now, we deal with the general variant of the game for an arbitrary graph G without hints. First, consider several special cases.

Lemma 17. *Let G be a connected graph that contains two cycles without common vertices. Then the sages win.*

Proof. Choose two neighboring vertices A and B on a path that connects the cycles and consider disjoint connected subgraphs G_A and G_B such that the vertex A and the first cycle are contained in G_A , the vertex B and the second cycle are contained in G_B . By theorem 13, the sages win on the graph G_A with the hint $A - 1$ and also the sages win on the graph G_B with the hint $B - 1$.

We will describe a winning strategy for the sages on G .

Let the sages on $G_A \setminus \{A\}$ use the strategy for the game with the hint $A - \{2\}$, and the sages on $G_B \setminus \{B\}$ use the strategy for the game with the hint $B - \{2\}$. Let the strategy of A be as follows: if $c_B = 2$ then A makes his guess according to the strategy on G_A with the hint $A - \{2\}$, otherwise (when $c_B \neq 2$) he says "2". Let the strategy of B be as follows: if $c_A = 2$ then B says "2", and if $c_A \neq 2$ then B uses the strategy for G_B with the hint $B - \{2\}$.

In the following table we consider all possible hat placements for A and B and demonstrate who wins.

c_A	0	0	0	1	1	1	2	2	2
c_B	0	1	2	0	1	2	0	1	2
Who wins	G_B	G_B	G_A	G_B	G_B	G_A	A	A	B

\square

Lemma 18. *Let G be a graph containing two cycles that have only one common vertex. Then the sages win.*

Proof. We have only a technical proof. The strategies were found by a computer search, the proof that they are winning was performed in the computer algebra system Maple. It suffices to consider the case $G = C_{k+1} +_A C_{m+1}$.

We present the following almost stationary strategy. Let the sage A use the strategy **A**, the sages B_{k+1} and D_1 use the strategy **T**, and all the other sages use the strategy **S**. (see fig. 7, we mark the sages with the letters denoting their strategies).

The following matrices describe the strategies **T** and **S** in the 9-vertex model

$$\mathcal{T} = \begin{pmatrix} 0 & 1 & 1 & 0 & 0 & 0 & 0 & 0 & 0 \\ 0 & 0 & 0 & 1 & 0 & 0 & 0 & 0 & 0 \\ 0 & 0 & 0 & 0 & 0 & 0 & 1 & 1 & 1 \\ 0 & 1 & 0 & 0 & 0 & 0 & 0 & 0 & 0 \\ 0 & 0 & 0 & 1 & 0 & 1 & 0 & 0 & 0 \\ 0 & 0 & 0 & 0 & 0 & 0 & 1 & 1 & 1 \\ 1 & 1 & 1 & 0 & 0 & 0 & 0 & 0 & 0 \\ 0 & 0 & 0 & 0 & 0 & 0 & 0 & 0 & 0 \\ 0 & 0 & 0 & 0 & 0 & 0 & 1 & 1 & 1 \end{pmatrix}, \quad \mathcal{S} = \begin{pmatrix} 1 & 1 & 1 & 0 & 0 & 0 & 0 & 0 & 0 \\ 0 & 0 & 0 & 1 & 0 & 0 & 0 & 0 & 0 \\ 0 & 0 & 0 & 0 & 0 & 0 & 0 & 1 & 1 \\ 0 & 0 & 0 & 0 & 0 & 0 & 0 & 0 & 0 \\ 0 & 0 & 0 & 1 & 1 & 1 & 0 & 0 & 0 \\ 0 & 0 & 0 & 0 & 0 & 0 & 1 & 1 & 1 \\ 1 & 1 & 1 & 0 & 0 & 0 & 0 & 0 & 0 \\ 0 & 0 & 0 & 1 & 0 & 0 & 0 & 0 & 0 \\ 0 & 0 & 0 & 0 & 0 & 0 & 0 & 1 & 1 \end{pmatrix}.$$

By a routine induction or using a computer, one can calculate

$$\mathcal{S}^k \mathcal{T} = \begin{pmatrix} 0 & k & 1 & k & 1 & k-1 & k-1 & 0 & \frac{k^2-k+2}{2} \\ 0 & 1 & 0 & 1 & 0 & 1 & 1 & 0 & k-1 \\ 0 & 0 & 0 & 0 & 0 & 0 & 0 & 1 & 1 \\ \mathbf{0} & \boxed{0} & 0 & 0 & \boxed{0} & 0 & \boxed{0} & 0 & 1 \\ 0 & 1 & 0 & 1 & \boxed{0} & 1 & 1 & \boxed{0} & k-1 \\ 0 & k & 1 & k & 1 & k-1 & k-1 & \boxed{0} & \frac{k^2-k+2}{2} \\ \mathbf{0} & k & 1 & k & 1 & k-1 & k-1 & 0 & \frac{k^2-k+2}{2} \\ 0 & 1 & \mathbf{0} & 1 & 0 & 1 & 1 & 0 & k-1 \\ 0 & 0 & \mathbf{0} & 0 & \mathbf{0} & 0 & 0 & 0 & 1 \end{pmatrix}, \quad (9)$$

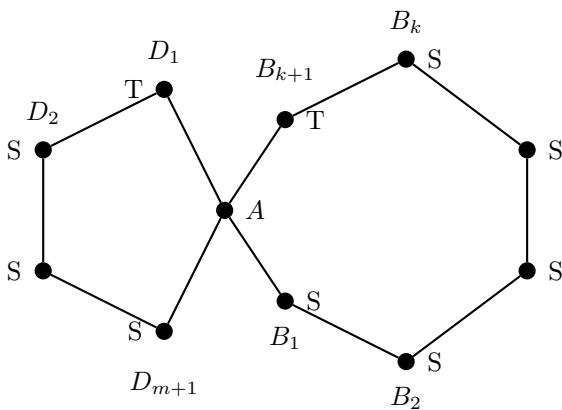
$$\mathcal{T} \mathcal{S}^m = \begin{pmatrix} 0 & 0 & 1 & 1 & 1 & 0 & 0 & 0 & m-1 \\ 0 & 0 & 1 & 1 & 1 & 0 & 0 & 0 & m-1 \\ 1 & 1 & m-1 & m-1 & m-1 & 0 & 0 & 0 & \frac{m^2-3m+6}{2} \\ 0 & 0 & 1 & 1 & 1 & 0 & 0 & 0 & m-2 \\ 1 & 1 & m-1 & m-1 & m-1 & 0 & 0 & 0 & \frac{m^2-3m+6}{2} \\ 1 & 1 & m & m & m & 0 & 0 & 0 & \frac{m^2-m+2}{2} \\ 1 & 1 & m & m & m & 0 & 0 & 0 & \frac{m^2-m+2}{2} \\ 0 & 0 & 1 & 1 & 1 & 0 & 0 & 0 & m-1 \\ 0 & 0 & 0 & 0 & 0 & 0 & 0 & 0 & 1 \end{pmatrix}.$$

To find the number of disproving hat placements, it remains to calculate the contraction of the tensor \mathcal{A} corresponding to the strategy \mathbf{A} with the matrices $\mathcal{S}^k \mathcal{T}$ and $\mathcal{T} \mathcal{S}^m$. It is equal to 0.

The last claim can be checked directly without computer. For this, observe that if on the left cycle $AD_1D_2 \dots D_m$ the sage D_1 uses the strategy \mathbf{T} , the sages D_2, \dots, D_m use the same strategy \mathbf{S} , and the sage A use the strategy

$$\mathbf{A}_{(00)(00)} = \begin{bmatrix} 2 & 0 & 2 \\ 2 & 0 & 2 \\ 0 & 0 & 2 \end{bmatrix},$$

then, in fact, the sages on this cycle act according to a winning strategy for the hint $A - \{1\}$. Indeed, the only two nonvanishing diagonal elements of the product $\mathcal{A}' \mathcal{T} \mathcal{S}^m$ correspond to disproving hat placements that assign color 1 to the hat of A (here \mathcal{A}' is the matrix for the strategy



$$\mathbf{A} = \begin{bmatrix} \begin{bmatrix} 2 & 0 & 2 \\ 2 & 0 & 2 \\ 0 & 0 & 2 \end{bmatrix} & \begin{bmatrix} 2 & 0 & 2 \\ 2 & 0 & 2 \\ 0 & 0 & 2 \end{bmatrix} & \begin{bmatrix} 2 & 0 & 2 \\ 2 & 0 & 2 \\ 0 & 0 & 2 \end{bmatrix} \\ \begin{bmatrix} 1 & 1 & 1 \\ 1 & 1 & 1 \\ 1 & 1 & 1 \end{bmatrix} & \begin{bmatrix} 2 & 0 & 2 \\ 2 & 0 & 2 \\ 0 & 0 & 2 \end{bmatrix} & \begin{bmatrix} 2 & 0 & 2 \\ 2 & 0 & 2 \\ 0 & 0 & 2 \end{bmatrix} \\ \begin{bmatrix} 1 & 1 & 1 \\ 1 & 1 & 1 \\ 1 & 1 & 1 \end{bmatrix} & \begin{bmatrix} 1 & 1 & 1 \\ 1 & 1 & 1 \\ 1 & 1 & 1 \end{bmatrix} & \begin{bmatrix} 2 & 0 & 2 \\ 2 & 0 & 2 \\ 0 & 0 & 2 \end{bmatrix} \end{bmatrix},$$

$$\mathbf{T} = \begin{bmatrix} 0 & 2 & 1 \\ 0 & 1 & 0 \\ 2 & 2 & 1 \end{bmatrix}, \quad \mathbf{S} = \begin{bmatrix} 2 & 2 & 1 \\ 0 & 0 & 1 \\ 2 & 2 & 1 \end{bmatrix}$$

Figure 7. The strategies for $C_{k+1} \uparrow_A C_{m+1}$ ($k = 5, m = 3$)

$(\mathbf{A}_{(00)(00)})^t$ in the 9-vertex model, the transpose is needed to correctly take into account the repeated index). Thus, depending on the hat colors of the sages B_1 and B_{k+1} , the sage A either always says “1” or acts on the second cycle according to the strategy $A - \{1\}$. It remains to check that if no sage on the second cycle (including A) guesses right, then some sage on the first cycle does. These cases are listed in the following table:

c_A	0	0	0	2	2	2	1	1	1	1	1	1
c_{B_1}	1	2	2	1	2	2	0	1	2	0	0	1
c_{B_k}	0	0	1	0	0	1	0	1	2	1	2	2

The number of disproving chains for the path $B_1 \dots B_{k+1}$ in each of these cases is “encoded” by a suitable matrix element of $\mathcal{S}^k \mathcal{T}$, see. (9), and for each case this matrix element vanishes. For example, the first column of the table corresponds to zero element $(\mathcal{S}^k \mathcal{T})_{(01)(00)}$ (we use the indexing rule shown in Fig. 5). For a convenience, we bold the zeroes that correspond to the left half of the table, and frames the zeroes for the right half. So, in all the cases under consideration disproving chains do not exist. Hence the sages win. \square

Lemma 19. *Let G be a connected graph that contain vertices A and B joined by 3 nonintersecting paths. Then the sages win.*

Proof. We have only a technical proof. Consider two cases:

- 1) each of the 3 paths contains at least one (inner) vertex; a strategy for this case is presented in Fig. 8,
- 2) one of the paths is degenerate and consists of the edge AB ; a strategy for this case is presented in Fig. 9.

The three paths are shown in the left parts of both figures, each vertex is marked by the letter denoting the strategy, the strategies themselves are presented in the right parts of the figures. We assume that the neighboring vertices for A and B are ordered from top to bottom. Thus, the matrix $\mathbf{A}[0]$ describes the actions of the sage A if his topmost neighbor has a hat of color 0. We have checked that the strategies are winning by calculations in the 9-vertex model analogous to the calculations of lemma 18.

Remarkably, these strategies are universal: they work on paths AB of arbitrary length with only two exceptions. For the strategy in Fig. 9, we must assume that one of the paths $P(AB)$ (we may think that it is the lower one) contains at least two vertices. Besides, the strategy does not work if two of the paths (the middle and the lower one) both contain exactly one inner vertex. In these exceptional cases the sages win by theorem 4.

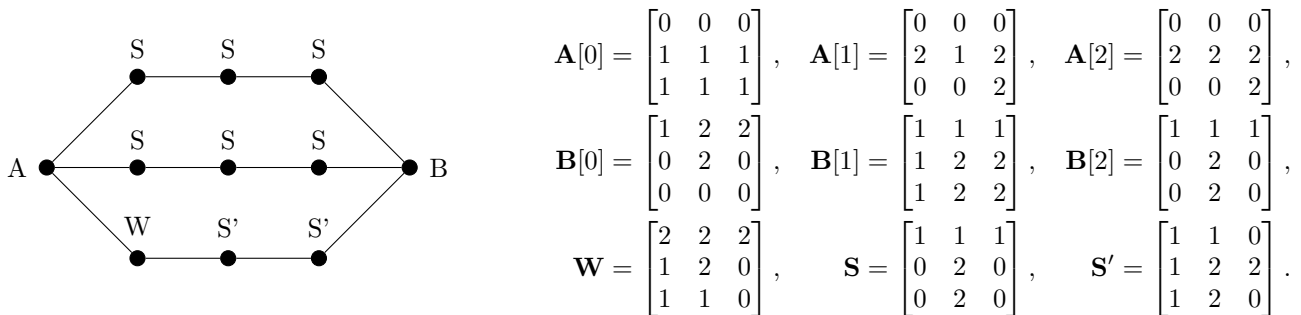


Figure 8. The upper and middle paths have at least one inner vertex, the lower path has at least two vertices. The strategy S is written for the ordering of vertices from left to right for the upper path, and from right to left for the middle path.

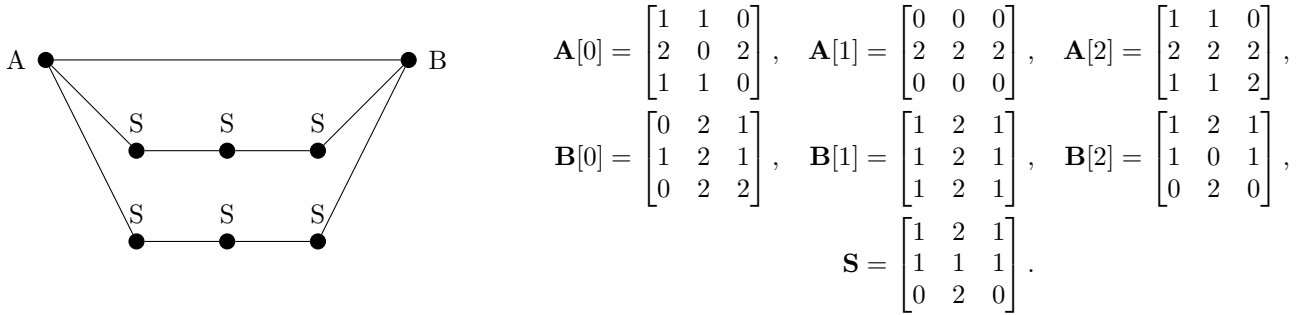


Figure 9. The strategy for the case where one of the paths is the edge AB itself, and other paths are arbitrary. The strategy S is written for the ordering of vertices from left to right for the middle path, and from right to left for the lower path.

This universality is explained by the fact that, as in formula (5) of lemma 7, the distribution of zero and nonzero elements in the powers \mathcal{S}^k stabilizes for large k . This rule can be violated only for small k . \square

Now we will prove the main theorem.

Theorem 20. *The sages lose on a connected graph G if and only if either G is a tree or it contains a unique cycle C_n where n is not divisible by 3, $n \geq 5$.*

Proof. If G is a tree, then the sages lose by theorem 2. If G is a cycle C_n where n is not divisible by 3, $n \geq 5$, then the sages lose by theorem 4. Each graph containing a unique cycle can be obtained from the cycle by successively applying the operation “appending a leaf”. By corollary 16.1 this operation does not affect the property “the sages lose”. Thus, the sages lose for all graphs mentioned in the statement of the theorem.

Now we will prove that the sages win for all the other graphs. If G contains a unique cycle C_n where $n = 4$ or n is divisible by 3, then the sages win by theorem 4.

Let G contain at least two cycles. If it contains two nonintersecting cycles, then the sages win by lemma 17. If it contains two cycles with one common vertex, then the sages win by lemma 18. In all the other graphs containing two cycles, one can choose two vertices A и B joined with 3 pairwise disjoint paths (and hence the sages win by lemma 19). Indeed, let the graph contain two cycles with (at least) two common vertices. Consider two cycles with minimum sum of lengths. The two common vertices split the cycles onto “arcs”. Choose the shortest arc AB . Then this arc AB and the two paths from A to B along the complementary arc and along the second cycle form a set of three nonintersecting paths. \square

References

- [1] Butler S., Hajiaghayi M. T., Kleinberg R. D., Leighton T. *Hat guessing games* // SIAM review. Vol. 51. 2009. P. 399–413.
- [2] Ebert T. *Applications of Recursive Operators to Randomness and Complexity*. University of California, Santa Barbara, 1998.
- [3] Gardner M. *The Scientific American book of mathematical puzzles & diversions*. Simon and Schuster, 1959.
- [4] Krzywkowski M. *On the hat problem, its variations, and their applications* // Annales Universitatis Paedagogicae Cracoviensis Studia Mathematica. Vol. 9. 2010. No. 1. P. 55–67.
- [5] Szczechla W. W. *The three-colour hat guessing game on the cycle graphs* // Electronic J. of Combinatorics. 2017. Vol. 24. No. 1. Paper #P1.37.