

On Compression of Unsupervised Neural Nets by Pruning Weak Connections

Zhiwen Zuo¹ Lei Zhao¹ Liwen Zuo² Feng Jiang¹ Wei Xing¹ Dongming Lu¹

Abstract

Unsupervised neural nets such as Restricted Boltzmann Machines (RBMs) and Deep Belief Networks (DBNs), are powerful in automatic feature extraction, unsupervised weight initialization and density estimation. In this paper, we demonstrate that the parameters of these neural nets can be dramatically reduced without affecting their performance. We describe a method to reduce the parameters required by RBM which is the basic building block for deep architectures. Further we propose an unsupervised sparse deep architecture selection algorithm to form sparse deep neural networks. Experimental results show that there is virtually no loss in either generative or discriminative performance.

1. Introduction

Unsupervised neural networks assume unlabeled data to be generated from a neural network structure, and have been applied extensively to pattern analysis and recognition. The most basic one is the Restricted Boltzmann Machine (RBM) (Smolensky, 1986; Freund & Haussler, 1992; Hinton, 2002), an energy-based model with a layer of hidden neurons and a layer of visible neurons. With such a basic structure, multiple layers of RBMs can be stacked to create an unsupervised deep neural network structure, such as the Deep Belief Network (DBN) (Hinton et al., 2006) or the Deep Boltzmann Machine (DBM) (Salakhutdinov & Hinton, 2009). These models can be calibrated with a combination of the Stochastic Gradient Descent (SGD) and the Contrastive Divergence (CD) algorithm (Hinton, 2002) or the Persistent Contrastive Divergence (PCD) algorithm (Tieleman, 2008). Once the parameters of a model is learned, the values of the hidden units can be inferred from the visible units, thus applying unsupervised neural networks for feature selection. Alternatively, we may consider applying the parameters obtained

from an unsupervised deep neural network to initialize a deep feedforward neural network, thus improving supervised learning.

Fully-connected deep neural networks suffer from millions or even billions of parameters and are hard to train. Sparsity is one of the key characters that deep neural networks desire. Apart from the main building blocks for deep architectures, RBMs are also powerful models in their own right. They have been successfully applied in collaborative filtering (Salakhutdinov et al., 2007), information and image retrieval (Gehler et al., 2006), multi-class classification (Larochelle & Bengio, 2008) and time series modeling (Taylor et al., 2007). Therefore, the performance of RBMs is crucial to not only themselves but also the deep architectures build upon them. Reducing the parameters of RBMs while keep their generative performance can help accelerate the inference and reduce the memory footprint for themselves and those deep models based on them. Moreover, it can provide a reasonable way to choose sparse architectures for deep neural networks.

The main contribution of this paper is that we empirically show that redundancy exists in RBMs fully-connected architectures, which means RBMs have many useless connections that can be discarded. By using iterative pruning method, the parameters needed to model the data distribution can be dramatically reduced. Further, by applying the pruning method in each layer of the unsupervised pretraining procedure while keep its generative performance, we can build sparse architectures for deep neural networks. Experimental results show that there is virtually no loss in discriminative performance.

The remaining of this paper is organized as follows. In next section, we briefly present background knowledge of RBMs and DBNs. After that we describe the method that we use to reduce the parameters in RBMs and propose an unsupervised sparse deep architecture selection algorithm. Then we present our experimental results on several datasets. Finally we conclude the paper.

¹College of Computer Science and Technology, Zhejiang University, Hangzhou, China ²China Mobile (Hangzhou) Information Technology Co., Ltd, Hangzhou, China. Correspondence to: Lei Zhao <cszh1@zju.edu.cn>.

2. Background knowledge

2.1. Restricted Boltzmann Machines

A restricted Boltzmann machine is a probabilistic model consisting of a set of *visible units* \mathbf{v} and a set of *hidden units* \mathbf{h} which form a bipartite graph; there are no connections between pairs of visible units or pairs of hidden units, but every visible unit is connected to every hidden unit. Here for simplicity we assume that both the visible and hidden units are binary units. RBMs are energy-based models and the basic RBM has the following energy function:

$$E(v, h) = - \sum_{ij} v_i w_{ij} h_j - \sum_i v_i a_i - \sum_j h_j b_j \quad (1)$$

where v_i and h_j denote the states of i th visible and j th hidden unit, while w_{ij} represents the weight between i th visible and j th hidden unit. In addition, a_i and b_j represent the bias on i th visible unit and j th hidden unit respectively. The joint distribution of (v, h) can then be defined as:

$$p(v, h) = \frac{e^{-E(v, h)}}{Z} \quad (2)$$

$$Z = \sum_{v, h} e^{-E(v, h)} \quad (3)$$

where Z is the partition function. Given the observed data, the states of the hidden units are conditionally independent. This means that each hidden unit learns to represent the data independently. Their activation probabilities are

$$p(h_j|v) = \frac{1}{1 + e^{-W_{\cdot j}^T v - b_j}} \quad (4)$$

where $w_{\cdot j}$ denotes the j th column of W , which is the weight matrix between the visible and hidden layer. The set of weights that connect a single hidden unit to all visible units is called a filter.

The maximum likelihood learning in a RBM is intractable because of its partition function. However, Hinton (Hinton, 2002) proposes that we can get very good approximations to the gradient when running the Gibbs sampler only k steps, initialized from the training data. This training algorithm called **Contrastive Divergence** has become the standard way of training RBMs. The Contrastive Divergence gradient is like below:

$$- \sum_h p(h|v) \frac{\partial E(v, h)}{\partial \theta} + \sum_h p(h|v^-) \frac{\partial E(v^-, h)}{\partial \theta} \quad (5)$$

where v is the training data and v^- is the sample that yielded by run a Gibbs chain initialized from v after k steps. We can see that for Contrastive Divergence if the sample v^- is identical to the training data v , then the gradient disappears and the training stops.

2.2. Deep Belief Network

RBMs can be stacked to form Deep Belief Networks (DBNs). DBNs are graphical models which learn to extract a deep hierarchical representation of the training data. The joint distribution of a DBN is as follows:

$$P(v, h^1, \dots, h^n) = \left(\prod_{k=0}^{n-2} P(h^{k+1}|h^k) \right) P(h^{n-1}, h^n) \quad (6)$$

where $v = h^0$ is the training data, $P(h^k|h^{k+1})$ is a conditional distribution for k th hidden layer conditioned on the layer above it. $P(h^{n-1}, h^n)$ is the joint distribution of the top two layers. Algorithm 1 shows the greedy layer-wise unsupervised training (Hinton & Salakhutdinov, 2006; Bengio et al., 2007) for the DBNs. The trained DBN can be used as a generative model directly, also we can extract weights from the DBN to define a Multilayer Perceptron (MLP) for supervised tasks.

Algorithm 1 Recursive Greedy Learning Procedure for the DBN

- 1: Fit parameters W_1 of a 1-layer RBM to data.
 - 2: Freeze the parameter vector W^1 and use samples from $p(h^1|v, W^1)$ as the data for training the next layer of binary features with an RBM.
 - 3: Proceed recursively for as many layers as desired.
-

3. Reduce the parameters in RBMs

There are typically many weights which are of little importance in a neural network. In network pruning, such unimportant weights are discarded, and the network is retrained. This process can be conducted iteratively (Reed, 1993). Recently, Han et al. (Han et al., 2015) describe an iterative pruning framework to prune the deep convolutional neural networks (the main process is illustrated in Figure 1). However, such pruning work is only conducted on deep convolutional neural networks. And they prune the network in a greedy way. The differences and similarities between the method we used and Han et al. will be discussed below.

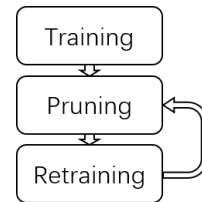


Figure 1. Obtain sparse deep architecture by our algorithm.

3.1. Iterative Pruning

Our pruning method shares the same framework with Han *et al.*. The pruning framework consists of three phases, which are training, pruning and retraining. In the training phase, because RBMs only have one hidden layer, we can easily train RBMs to the final configurations and learn which connections are important. And then in pruning phase, we prune all the parameters under the threshold T . We have tried two different ways to prune. One is conducted in the probabilistic way, and the other is the method Han *et al.* (Han *et al.*, 2015) used. In the probability way, we prune the certain percentage p of the remaining weights \hat{W} . Which equals to implement a mask

$$m_{ij} = 1_{|\hat{w}_{ij}| \geq T}, T = Q_{100p\%}|\hat{W}| \quad (7)$$

where T is the threshold and Q is the 100 $p\%$ -th left percentile of the remaining weights \hat{W} based on their absolute value. When showing the pruning results in experiments section, we denote the pruned models by this method as *ours*. In the second way, the threshold is defined as a quality parameter multiplied by the weight \hat{W} 's standard deviation. Which equals to implement a mask

$$m_{ij} = 1_{|\hat{w}_{ij}| \geq T}, T = \lambda \cdot \sigma \quad (8)$$

where λ is the quality parameter and σ is the standard deviation of the weight \hat{W} . When showing the pruning results, we denote the pruned models by this method as Han *et al.*'s. Without retraining, the pruning will result in huge generative performance loss. So the pruning phase is followed by the retraining phase. This pruning and retraining process is conducted iteratively.

The main difference between the method we used and Han *et al.*'s is that we prune the parameters in a probabilistic way and Han *et al.*'s controls the parameters reduced by the variance in weight distribution. The probabilistic way can get the exact sparsity percentage of weights we want but it requires sorting the weights first. While Han *et al.*'s can avoid sorting process but it needs to run several pruning process to determine the suitable hyper-parameter λ . And described in their paper (Han *et al.*, 2015), their pruning process is conducted in a greedy search way. While we try to slightly reduce the parameters of the model to test their performance. The most important one is that such pruning work is only conducted in deep convolutional neural networks before. To the best of our knowledge, there is no pruning work on unsupervised neural nets so far.

3.2. Regularization

Choosing the correct regularization impacts the performance of pruning and retraining. In training phase, we have tried different regularization methods like Dropout, DropConnect and Sparse RBM. Dropout, which is usually used on the

fully-connected layers in CNNs has also been applied in RBMs (Srivastava *et al.*, 2014). It drops out each hidden unit in RBMs independently with probability p . In addition, DropConnect (Wan *et al.*, 2013) was also proposed to regularize deep CNNs which drops each connection independently with probability p . While Sparse RBM (Lee *et al.*, 2008) was introduced to force hidden units to activate on only a small proportion of the training set. So it can learn discriminative features to help supervised tasks. But we find that all of them result in bad generative models. And then we experimented with L1 and L2 regularization. L1 regularization penalizes non-zero parameters resulting in more parameters near zero. This gives better generative performance after pruning without retraining. Also we observed L1 regularization is better after a single aggressive pruning with retraining. But L2 regularization outperforms L1 regularization slightly in iteratively pruning on MNIST dataset. Thus, in the following experiments, we combine L2 regularization to train RBMs. This is further discussed in the experiment section.

3.3. Unsupervised Sparse Deep Architecture Selection Algorithm

Reducing the connections in RBM without significantly affecting its performance, which means we therefore are able to obtain a sparse architecture for RBM that models, represents or reconstructs the data almost equally well as the fully-connected one. Applying RBM as the unsupervised feature extractor combined with the pruning method, then we can build sparse deep architecture based on that. We propose an unsupervised sparse deep architecture selection algorithm in Algorithm 2. This algorithm unsupervisedly form sparse deep architectures as a prior in architectures for visual recognition tasks. The effect of this algorithm is illustrated in Figure 2.

The method **m** denoted in the Algorithm 2 can be replaced by any other method that can reduce the parameters without significantly affecting the generative performance in RBMs. In this paper, we use the pruning method described above to replace **m** to test the generative and discriminative performance of the deep neural nets.

Algorithm 2 Unsupervised Sparse Deep Architecture Selection Algorithm

- 1: Fit parameters W_1 of a 1-layer RBM to data.
 - 2: Use the method **m** to reduce the connections of a 1-layer RBM while keep its generative performance. In turn, we get sparse weight parameters W'_1 .
 - 3: Freeze the parameter vector W'_1 and use samples from $p(h^1|v, W'_1)$ as the data for training the next layer of binary features with an RBM.
 - 4: Proceed recursively for as many layers as desired.
-

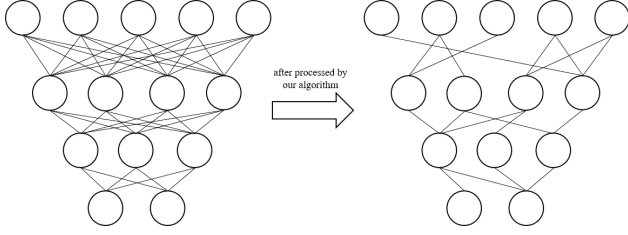


Figure 2. Obtain sparse deep architecture by our algorithm.

4. Experiments

We have conducted experiments on three different datasets to test the pruning methods. Since the maximum likelihood learning in RBMs is to raise the probabilities of the model assigned to the training data, the generative performance of RBMs can be evaluated by the average log-probabilities on the test dataset. In order to do that, we have to confront the partition function in RBMs, which is intractable. If the hidden units of the RBM is small enough, we can get the exact number of partition function. So we conducted two sets of experiments in each dataset. One is using 20 hidden units where the partition function can be calculated in a brute-force way, the other is using realistic number of hidden units to model the data distribution where we use Annealed Importance Sampling (AIS) (Neal, 2001; Salakhutdinov & Murray, 2008) method to obtain estimates of the models' partition functions.

After the experiments on RBMs, we build sparse deep architectures based on the pruned RBMs on two datasets. We evaluate the generative and discriminative performance on them and show that there is virtually no loss in both of them.

4.1. MNIST dataset

The MNIST digits dataset is widely used to assess the performance of novel machine learning algorithms. The dataset contains 60000 images for training and 10000 images for testing, each image being a variant of a digit represented by a 28×28 binary matrix. The results are depicted in Table 1. The models in the Table denoted as RBM are all trained with weight decay. The sparsity in the Table 1 refers to the percentage of pruned weights compared to the RBM and the two numbers behind the models denote the CD steps for learning and the hidden units of the model respectively. The CD steps 25 means that the model is trained with the CD steps gradually increased from 1 to 25. Note that the average test log-probabilities for RBM and pruned RBM with 20 hidden units are true values and the ones with 500 hidden units are estimates averaged on 100 AIS runs. The settings of the tables depicted below are the same.

We can see from the results that even with not enough hid-

Models	No. of weights (sparsity%)	Average Test log-probabilities
RBM(1-20)	15680(N/A)	-157.70
Han <i>et al.</i> (1-20)	5283(66.31%)	-159.36
Ours(1-20)	5379(66.70%)	-159.51
RBM(1-500)	392000(N/A)	-111.54
Han <i>et al.</i> (1-500)	41457(89.42%)	-111.09
Ours(1-500)	46120(88.24%)	-106.57
RBM(25-500)	392000(N/A)	-86.34
Han <i>et al.</i> (25-500)	30888(91.49%)	-86.93
Ours(25-500)	32284(91.76%)	-86.12

Table 1. The parameter reduction results on MNIST dataset. The result of RBM with CD25(variable) is from (Salakhutdinov & Murray, 2008).

den units where the training in RBM is clearly underfitting, there is still redundancy and nearly **66%** connections can be pruned with little loss of performance. When the number of hidden units increases to a realistic number of 500, the percentage of weights can be reduced increases to nearly **90%**. To the best of our knowledge, the result in (Salakhutdinov & Murray, 2008) is the best published result of RBM on MNIST. So we apply the pruned methods on it and get the most compressed rate on MNIST without loss in generative performance. The trade-off between the parameter reduction and the generative performance loss is depicted in Figure 3. The baseline in Figure 3 is the result reported in (Salakhutdinov & Murray, 2008).

The left panel in Figure 3 shows that without retraining, RBM's generative performance drops dramatically. It is also interesting to see that RBM trained with L1 regularization can have the "free lunch" of nearly 70% parameters reduction without generative performance loss.

In the right panel of Figure 3, all of the pruning curves are conducted in the probability way we described above except Han *et al.*'s. One of the good quality of pruning in a probability way is that it can reach any parameter reduction point (say if we want to prune exactly some percentage of weights). It is interesting to find that when the parameter reduction rate is under about **90%**, the models even perform better than the original fully-connected one. This empirically shows that pruned models can sometimes reduce the overfitting and gain better performance.

We also present the samples from the original model (Salakhutdinov & Murray, 2008) and our pruned model in Figure 4. The samples are obtained by running Gibbs chains initialized from the same test images and each line shows images after running the chains for 1000 steps. The first 100 receptive fields of the original model and our pruned model are depicted in Figure 5. We can see that the pruned one has features like strokes while the original one has much noise.

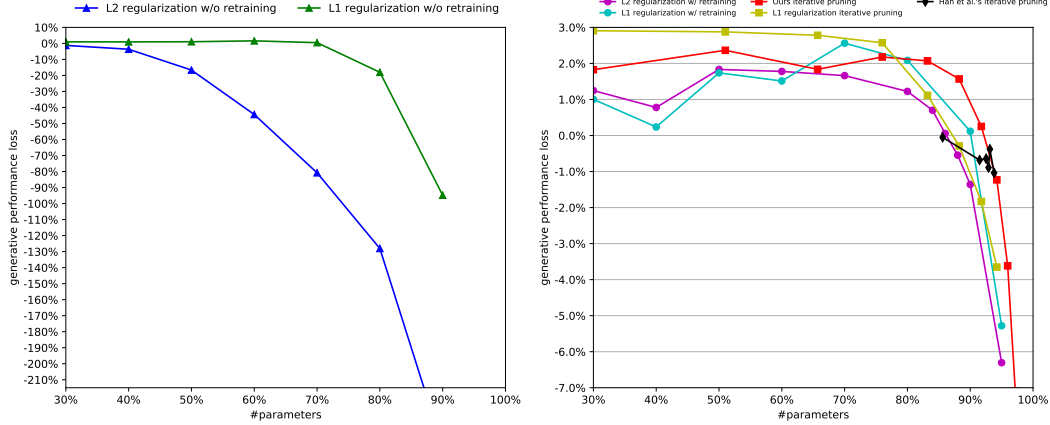


Figure 3. Trade-off curve for parameters reduction and generative performance loss on MNIST dataset. The left shows the results pruned without retraining. The right shows the results pruned with retraining.




Figure 4. Samples from the original model(left) and our pruned model(right).




Figure 5. Samples from the original model(left) and our pruned model(right).

The histogram of weight distribution before and after pruning is shown in Figure 6. We can find that the weight distribution changes from the unimodal distribution peaks around zero with tails dropping off quickly to a bimodal distribution. The weight value's range spreads from $[-1, 1]$ to

$[-3, 3]$ after pruning. This means that the remaining important weights are strengthened after the retraining.

4.2. OCR letters dataset

OCR letters dataset contains 52152 16×8 images. Following the code provided by Larochelle¹, we split the dataset into 42152 training set, and 10000 test set. Results on this dataset are depicted in Table 2. As our goal is to investigate the redundancy in RBMs, the RBM models denoted in the Table 2 may not be fine tuned to reach their best generative performance.

Trained with 1000 hidden units and gradually increased CD steps from 1 to 25, the model's parameters can be reduced by a factor of $8 \times$ with no loss in generative performance. The trade-off between the parameter reduction and the generative performance loss is also depicted in Figure 7. It can also be observed that when the parameter reduction rate is under about 90%, the pruned models sometimes even perform better than the original fully-connected one. The baseline in the Figure 7 is the RBM trained with CD steps gradually increased from 1 to 25 in Table 2.

4.3. CalTech 101 Silhouettes dataset

CalTech 101 Silhouettes dataset contains silhouettes of objects extracted from the CalTech 101 image dataset. In total it has 101 classes and two datasets. One with binary images of 28×28 pixels split in a training set of 4100 samples and a testing set of 2307 samples, and one with binary images of 16×16 pixels split in a training set of 4082 samples and a

¹http://www.dmi.usherb.ca/~larocheh/mlpython/_modules/datasets/ocr_letters.html

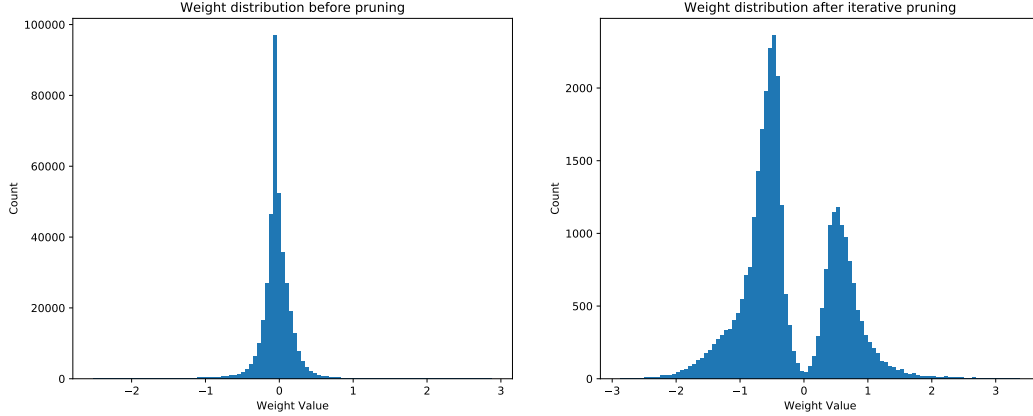


Figure 6. The weight distribution before and after pruning.

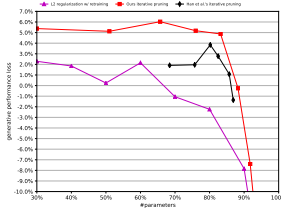


Figure 7. Trade-off curve for parameters reduction and generative performance loss on OCR letters dataset.

testing set of 2302 samples. We report results on these two datasets respectively in Table 3 and Table 4. Also we declare the baselines of RBMs in the tables may not be fine tuned to reach their best generative performance, but this does not affect the results as our goal is to show that the redundancy exists in RBMs. The parameters of RBM trained with 1 CD step and 500 hidden units can be reduced by a factor of $8\times$ with no loss in generative performance in the 28×28 dataset. And the parameters of RBM trained with the same setting can be reduced by a factor of $11\times$ with no loss in generative performance in the 16×16 dataset.

4.4. Deep Belief Network's performance on MNIST and OCR letters datasets

One of the important applications of RBM is to use them as building blocks to pretrain deep networks (Hinton & Salakhutdinov, 2006). We use Algorithm 2 to obtain sparse deep architectures by applying our pruning method to prune each layer and keep its generative performance. This algorithm helps to form sparse deep neural networks as feature detector part for visual recognition tasks. We show

Models	No. of weights (sparsity%)	Average Test log-probabilities
RBM(1-20)	2560(N/A)	-46.86
Han <i>et al.</i> (1-20)	912(65.86%)	-47.74
<i>Ours</i> (1-20)	879(65.70%)	-47.93
RBM(1-1000)	128000(N/A)	-31.65
Han <i>et al.</i> (1-1000)	35717(72.10%)	-34.16
<i>Ours</i> (1-1000)	30733(75.99%)	-34.84
RBM(25-1000)	128000(N/A)	-27.63
Han <i>et al.</i> (25-1000)	15200(88.13%)	-27.13
<i>Ours</i> (25-1000)	15060(88.23%)	-27.42

Table 2. The parameter reduction results on OCR letters dataset.

that compared to the fully-connected architectures there is virtually no loss in their capabilities. We conducted the experiments on the MNIST dataset and the OCR letters dataset. We set the CD step to 1 in all experiments. On the MNIST dataset, to make the comparison with the previous result (Hinton & Salakhutdinov, 2006) fair, we pretrain a 784-500-500-2000 network which has the same architecture to the deep network described in (Hinton & Salakhutdinov, 2006). After pretraining, the multilayer network is fine-tuned using SGD². The network achieves an error rate of 1.23%. All the reported error rate in this section is averaged over ten trials. Then we use our pruning method in every layer of the pretraining while keeping their generative performance. As a result, we reduce 91.76% connections of each layer and obtain a sparse architecture of deep neural network. After that, the sparse architecture is fine-tuned by SGD, and achieves an error rate of 1.25%. We do the same

²In (Hinton & Salakhutdinov, 2006) Conjugate Gradient was used and achieved error rate of 1.2%.

Models	No. of weights (sparsity)	Average Test log-probabilities
RBM(1-20)	15680(N/A)	-374.69
Han <i>et al.</i> (1-20)	5513(64.84%)	-375.62
<i>Ours</i> (1-20)	5379(65.70%)	-374.73
RBM(1-500)	392000(N/A)	-162.82
Han <i>et al.</i> (1-500)	45043(88.51%)	-161.59
<i>Ours</i> (1-500)	46119(88.23%)	-161.27

Table 3. The parameter reduction results on CalTech 101 Silhouettes 28×28 datasets.

Models	No. of weights (sparsity)	Average Test log-probabilities
RBM(1-20)	5120(N/A)	-100.52
Han <i>et al.</i> (1-20)	544(89.38%)	-98.70
<i>Ours</i> (1-20)	422(91.76%)	-100.84
RBM(1-500)	128000(N/A)	-56.66
Han <i>et al.</i> (1-500)	11264(91.20%)	-56.66
<i>Ours</i> (1-500)	15066(88.23%)	-56.40

Table 4. The parameter reduction results on CalTech 101 Silhouettes 16×16 datasets.

experiment on the OCR letters dataset, we use a 128-1000-1000 network architecture. The fully-connected one achieves an error rate of **9.68%**. While the sparse architecture we obtained by Algorithm 2 achieves an error rate of **9.26%** which outperforms the fully-connected one and each layer's **76%** connections are reduced. The experiments show that the unsupervised sparse deep architectures selection algorithm that we propose in Algorithm 2 works well and finds good sparse deep architectures for feature extraction.

5. Conclusion

In this paper, we describe a pruning method to reduce the parameters of RBM which is the basic building block for deep architectures with virtually no loss in their generative performance. We empirically show that pruning can sometimes even help to improve the model's generative performance. And based on that we propose an unsupervised sparse deep architecture selection algorithm to form sparse deep neural networks which verified by our experiments have virtually no loss or even perform better in discriminative performance. Future research directions include detailed analysis on this sparse deep architectures and different visible unit type like Gaussian RBM.

References

Bengio, Y., Lamblin, P., Popovici, D., and Larochelle, H. Greedy layer-wise training of deep networks. In *Advances*

in neural information processing systems, pp. 153–160, 2007.

Freund, Y. and Haussler, D. Unsupervised learning of distributions on binary vectors using two layer networks. In *Advances in neural information processing systems*, pp. 912–919, 1992.

Gehler, P. V., Holub, A. D., and Welling, M. The rate adapting poisson model for information retrieval and object recognition. In *Proceedings of the 23rd international conference on Machine learning*, pp. 337–344. ACM, 2006.

Han, S., Pool, J., Tran, J., and Dally, W. Learning both weights and connections for efficient neural network. In *Advances in neural information processing systems*, pp. 1135–1143, 2015.

Hinton, G. E. Training products of experts by minimizing contrastive divergence. *Neural computation*, 14(8):1771–1800, 2002.

Hinton, G. E. and Salakhutdinov, R. R. Reducing the dimensionality of data with neural networks. *science*, 313(5786):504–507, 2006.

Hinton, G. E., Osindero, S., and Teh, Y.-W. A fast learning algorithm for deep belief nets. *Neural computation*, 18(7):1527–1554, 2006.

Larochelle, H. and Bengio, Y. Classification using discriminative restricted boltzmann machines. In *Proceedings of the 25th international conference on Machine learning*, pp. 536–543. ACM, 2008.

Lee, H., Ekanadham, C., and Ng, A. Y. Sparse deep belief net model for visual area v2. In *Advances in neural information processing systems*, pp. 873–880, 2008.

Neal, R. M. Annealed importance sampling. *Statistics and computing*, 11(2):125–139, 2001.

Reed, R. Pruning algorithms-a survey. *IEEE transactions on Neural Networks*, 4(5):740–747, 1993.

Salakhutdinov, R. and Hinton, G. E. Deep boltzmann machines. pp. 448–455, 2009.

Salakhutdinov, R. and Murray, I. On the quantitative analysis of deep belief networks. In *Proceedings of the 25th international conference on Machine learning*, pp. 872–879. ACM, 2008.

Salakhutdinov, R., Mnih, A., and Hinton, G. Restricted boltzmann machines for collaborative filtering. In *Proceedings of the 24th international conference on Machine learning*, pp. 791–798. ACM, 2007.

Smolensky, P. Information processing in dynamical systems: Foundations of harmony theory. Technical report, COLORADO UNIV AT BOULDER DEPT OF COMPUTER SCIENCE, 1986.

Srivastava, N., Hinton, G., Krizhevsky, A., Sutskever, I., and Salakhutdinov, R. Dropout: a simple way to prevent neural networks from overfitting. *The Journal of Machine Learning Research*, 15(1):1929–1958, 2014.

Taylor, G. W., Hinton, G. E., and Roweis, S. T. Modeling human motion using binary latent variables. In *Advances in neural information processing systems*, pp. 1345–1352, 2007.

Tieleman, T. Training restricted boltzmann machines using approximations to the likelihood gradient. pp. 1064–1071, 2008.

Wan, L., Zeiler, M., Zhang, S., Le Cun, Y., and Fergus, R. Regularization of neural networks using dropconnect. In *International Conference on Machine Learning*, pp. 1058–1066, 2013.