

Optimal Asynchronous Dynamic Policies in Energy-Efficient Data Centers

Jing-Yu Ma^a, Quan-Lin Li^b, Li Xia^c

^aSchool of Economics and Management
Yanshan University, Qinhuangdao 066004, China

^bSchool of Economics and Management
Beijing University of Technology, Beijing 100124, China

^cCenter for Intelligent and Networked Systems(CFINS)
Department of Automation and TNList
Tsinghua University, Beijing 100084, China

December 15, 2024

Abstract

In this paper, we use a Markov decision process to find optimal asynchronous policy of an energy-efficient data center with two groups of heterogeneous servers, a finite buffer, and a fast setup process at sleep state. Servers in Group 1 always work. Servers in Group 2 may either work or sleep, and a fast setup process occurs when server's states are changed from sleep to work. In such a data center, an asynchronous dynamic policy is designed as two sub-policies: The setup policy and the sleep policy, which determine the switch rule between the work and sleep states for the servers in Group 2. To analyze the optimal asynchronous dynamic policy, we apply the Markov decision process to establish a policy-based Poisson equation, which provides expression for the unique solution of the performance potential by means of the RG-factorization. Based on this, we can characterize the monotonicity and optimality of the long-run average profit of the data center with respect to the asynchronous dynamic policy under different service prices. Furthermore, we prove that the bang-bang control is always optimal for this optimization problem, and supports a threshold-type dynamic control in the energy-efficient data center. We hope that the methodology and results

derived in this paper can shed light to the study of more general energy-efficient data centers.

Keywords: Energy-efficient data center; Asynchronous dynamic policy; Markov decision process; Sensitivity-based optimization; RG-factorization.

1 Introduction

During the last two decades considerable attention has been paid to studying energy-efficient data centers. On one hand, as the number and size of data centers increase rapidly, energy consumption becomes one main part of operating costs of data centers. On the other hand, data centers have become a fundamental part of the IT infrastructure in today's Internet services, in which a huge number of servers are deployed in each data center such that the data centers can provide cloud computing environment. Therefore, finding optimal energy-efficient policies and designing optimal energy-efficient mechanism are always interesting, difficult and challenging in energy management of data centers. Readers may refer to recent excellent survey papers, such as, Çavdar and Alagoz [7], Gandhi [10], Hammadi and Mhamdi [19], Uddin et al. [48], Dayarathna et al. [8], Shuja et al. [46] and Li et al. [30].

Barroso and Hölzle [2] demonstrated that a lot of data centers were designed to be able to handle the peak loads effectively, but it directly caused that a significant number of servers (about 20%) in the data centers are often idle because no work is done in the off-peak period. Although the idle servers do not provide any services, they still continue to consume a notable amount of energy, which is approximately 70% of the servers working in the on-peak period. Therefore, it is necessary and useful to design an energy-efficient mechanism for specifically dealing with the idle servers. In this case, a key technique: Energy-efficient state 'Sleep' or 'Off' was introduced such that the idle servers can take the sleep or off state which always consumes a lesser amount of energy. Note that the sleep state consumes very little energy, while the energy consumption of the off state is zero. See Gandhi et al. [15] and Kuehn and Mashaly [27] for more interpretation. So far some queueing systems either with server energy-efficient states (e.g., work, idle, sleep and off) or with server control policies (e.g., vacation, setup, and N -policy) have been developed in the study of energy-efficient data centers. Important examples include the survey papers by Gandhi [10] and Li et al. [30], and the research papers by Gandhi et al. [11, 12, 14],

Gandhi and Harchol-Balter [13], Mazzucco et al. [35, 36], Schwartz et al. [45], Maccio and Down [33, 34], Phung-Duc [39, 41] and Phung-Duc and Kawanishi [40].

It is always necessary to design optimal energy-efficient mechanism of data centers. To do this, so far several static optimization methods are developed from two basic points: The first one is to construct a suitable utility function for performance-energy tradeoff or performance cost with respect to synchronous optimization of different performance measures, for example, reducing energy consumption, reducing system response time, and improving quality of service. The second one is to minimize performance cost by means of some optimal methods including linear programming, nonlinear programming and integer programming. Gandhi et al. [12] provided two classes of performance-energy tradeoffs: **(a) ERWS**, the weighted sum $\beta_1 E[R] + \beta_2 E[E]$ of the mean response time $E[R]$ and the mean power cost $E[E]$, where $\beta_1, \beta_2 \geq 0$ are weighted coefficients; and **(b) ERP**, the product $E[R]E[E]$ of the mean response time and the mean power cost. See Gandhi et al. [12] and Gandhi [10] for a systematical research. Maccio and Down [33] generalized the **ERP** to a more general performance cost function

$$f(\beta, w) = \sum_{i=1}^M \beta_i (E[R])^{w_{R,i}} (E[E])^{w_{E,i}} (E[C])^{w_{C,i}},$$

where $E[C]$ is the expected cycle rate and is added to the performance-energy tradeoff for the first time; and $\beta_i, w_{R,i}, w_{E,i}$ and $w_{C,i}$ for $1 \leq i \leq M$ are nonnegative weighted coefficients, $\beta = (\beta_i : 1 \leq i \leq M)$ and $w = (w_{R,i}, w_{E,i}, w_{C,i} : 1 \leq i \leq M)$. Gebrehiwot et al. [16] made some interesting generalization of the **ERP** and **ERWS** through introduction of multiple intermediate sleep states. Also, Gebrehiwot et al. [17, 18] generalized the FCFS queue of the data center with multiple intermediate sleep states to the processor-sharing discipline and the shortest remaining processing time (SRPT) discipline, respectively. In addition, Mitrani [37, 38] provided another interesting method to discuss the data center of N identical servers which contain m reserves, while the idle or work of the servers is controlled by an up threshold U and a down threshold D . He established a new performance cost: $C = c_1 L + c_2 S$, and provided expressions for the average numbers L and S so that the performance cost C can be optimized with respect to the three key parameters m, U and D .

So far little work has been done on applications of Markov decision processes to finding optimal dynamic control policies of energy-efficient data centers. Readers may refer to

recent publications for details, among which, Kamitsos et al. [22–24] constructed a discrete-time Markov decision process and proved that the optimal sleep energy-efficient policy is simply hysteretic so that it is a double threshold structure. Note that the optimal hysteretic policy follows Hipp and Holzbaur [20] and Lu and Serfozo [31]. For policy optimization and dynamic power management for electronic systems or equipments, the Markov decision processes and stochastic network optimization were developed from five different perspectives: (a) The discrete-time Markov decision processes by Benini et al. [3, 4] and Yang et al. [59]; (b) the continuous-time Markov decision processes by Qiu and Pedram [43] and Qiu et al. [44]; (c) stochastic network optimization by Yao et al. [60] and Huang and Neely [21]; (d) the sensitivity-based optimization by Xia and Shihada [57], Xia et al. [55] and Ma et al. [32]; and (e) the event-driven power management by Šimunić et al. [47]. For the event-driven optimal techniques of Markov decision processes, readers may refer to, for example, Becker et al. [5], Cao [6], Koole [26] and Engel and Etzion [9].

The purpose of this paper is to apply continuous-time Markov decision processes to set up optimal dynamic energy-efficient policies for data centers, in which the sensitivity-based optimization is developed to find the optimal solution. Note that the sensitivity-based optimization is greatly refined from the Markov decision processes through dealing with the Poisson equation by means of some novel tools, for instance, performance potential and performance difference. Up to now, the sensitivity-based optimization has also been sufficiently related to the Markov reward processes (e.g., see Li [28] and Li and Cao [29]), thus it is an effective method for performance optimization of many practical systems. See an excellent book by Cao [6] for more details. For performance optimization of queueing systems, important examples include an excellent overview by Xia and Cao [51]; the MAP/M/1 queue by Xia et al. [53]; the closed queueing networks by Xia and Shihada [56] and Xia [49, 54]; and the open queueing networks by Xia [50] and Xia and Chen [58].

The main contributions of this paper are twofold. The first one is about *Model Extension*: We generalize and extend the energy-efficient data center analyzed in Ma et al. [32] to a more practical case with more key factors, for example, a finite buffer, a fast setup process, the jobs in the closing servers in Group 2 to the sleep state are transferred not only to the idle servers in Group 1 but also to the finite buffer. On a surface observation, such a model extension is simple and easy. However, these new added factors cause many substantial difficulties and challenging when modelling and analyzing the Markov decision process of the energy-efficient data center. We use the perspective of dynamic control

and sensitivity-based optimization to set up energy-efficient optimization and mechanism design in the data center with the added practical factors, in which it is a key that we can show that the optimal energy-efficient policy is threshold type. The second contribution is to *form an asynchronous dynamic policy*: When two groups of servers in the data center have the setup actions from the sleep state to the work state and the close actions from the work state to the sleep state, we need to establish an asynchronous dynamic policy which is formed by two sub-policies: The setup policy (or the setup action) and the sleep policy (or the close action). For the asynchronous dynamic policy, we propose an effective Markov decision process method to find the optimal asynchronous dynamic policy in the energy-efficient data center by means of the sensitivity-based optimization. We show the monotonicity of the long-run average profit with respect to the setup and sleep policies, and further to the asynchronous policy as a simple summarization. Also, we indicate that the optimal control is a bang-bang control, and the optimal energy efficient policy is threshold type. Note that the optimality of threshold-type policy can realize large reduction of the searching space, which is of great significance to solve the mechanism design problem of energy-efficient data centers. Therefore, the methodology and results given in this paper gives new highlight on understanding energy efficient policy optimization and mechanism design in more general data centers in practice.

The organization of this paper is as follows. In Section 2, we give problem description for setting up the optimal asynchronous dynamic policy in an energy-efficient data center with more practical factor. In Section 3, we establish a continuous-time policy-based Markov process and define a suitable reward function with respect to both states and policies of the Markov process. In Section 4, we set up a Poisson equation and provide expression for its unique solution by means of the RG-factorization. In Section 5, we study the perturbation realization factor of the continuous-time policy-based Markov process for the asynchronous dynamic policy, and analyze how the service price impacts on the perturbation realization factor. In Section 6, we discuss monotonicity and optimality of the long-run average profit of the energy-efficient data center with respect to the setup and sleep policies and further to the asynchronous policy. Based on this, we can give the optimal asynchronous dynamic policy of the energy-efficient data center. In Section 7, if the optimal asynchronous dynamic policy is threshold type, then we can compute the maximal long-run average profit of the energy-efficient data center. In Section 8, we give some concluding remarks. Finally, two appendices are given both for the state

transition relation figure of the continuous-time policy-based Markov process and for the block entries of its infinitesimal generator.

2 Model Description

In this section, we give a problem description for setting up the optimal asynchronous dynamic policy in an energy-efficient data center with two groups of different servers, a finite buffer, and a fast setup process for switching the states of servers of Group 2 from sleep to work. Also, we provide systems structure, operational mode and mathematical notations in the energy-efficient data center.

Server groups: The data center contains two server groups: Groups 1 and 2, each of which is also one interactive subsystem of the data center. Groups 1 and 2 have m_1 and m_2 servers, respectively. Servers in the same group are homogeneous and in different groups are heterogeneous. Note that Group 1 is viewed as a base-line group whose servers are always at the work state, the purpose of which is to guarantee a necessary service capacity in the data center. Hence, each server in Group 1 always works regardless of whether it has a job or not, so that it must consume an amount of energy at any time. By contrast, Group 2 is regarded as a reserved group whose servers may either work or sleep so that each of the m_2 servers can switch its state between work and sleep. If one server in Group 2 is at the sleep state, then it consumes a smaller amount of energy than the work state, and such a little energy is used to maintain the sleep state only.

A finite buffer: The data center has a finite buffer of size m_3 . Jobs must first enter the buffer, and then they are assigned uniformly to the groups and further to the servers. To guarantee that the float service capacity of Group 2 can be fully utilized when some jobs are taken from the buffer to Group 2, we assume that $m_3 \geq m_2$, i.e., the capacity of buffer must be no less than the server number of Group 2.

Arrival processes: The arrivals of jobs at the data center are a Poisson process with arrival rate λ . If the buffer is full, then any arriving job has to be lost immediately. This leads to an opportunity cost C_5 per unit of time for each lost job due to the full buffer.

Service processes: The service times provided by each server of Groups 1 and 2 are i.i.d. and exponential with the service rate μ_1 and μ_2 , respectively. We assume that $\mu_1 \geq \mu_2$, which makes the prior use of servers in Group 1. The service discipline of each server in the data center is First Come First Serve (FCFS). If a job finishes its service at

a server, then it immediately leaves the system. At the same time, the data center can obtain a fixed service reward (or service price) R from the served job.

Once a job enters the data center for its service, it has to pay a holding cost per unit of time $C_2^{(1)}$, $C_2^{(2)}$ and $C_2^{(3)}$ in Group 1, Group 2 and the buffer, respectively. We assume that $C_2^{(1)} \leq C_2^{(2)}$, which also guarantees the prior use of servers in Group 1. Therefore, it is seen that to support the service priority each server in Group 1 are not only faster but also cheaper than that in Group 2.

Switching between work and sleep: To save energy, the servers in Group 2 can switch between the work and sleep states. On one hand, if there are more jobs waiting in the buffer, then Group 2 sets up and turns on some sleep servers. This process usually involves a setup cost $C_3^{(1)}$, but the setup time is very short due to the sleep state and thus it can be ignored. On the other hand, if the number of jobs in Group 2 is smaller, then the working servers are switched to the sleep state, while the incomplete-service jobs are transferred to the buffer and are served as the arriving ones again.

Transfer rules: (1) To Group 1. Based on the prior use of servers in Group 1, if a server in Group 1 becomes idle and there is no job in the buffer, then an incomplete-service job (if exists) in Group 2 must be transferred to the idle server in Group 1. Also, the data center needs to pay a transferred cost C_4 to the transferred jobs.

(2) To the buffer. If some servers in Group 2 are closed to the sleep state, then those jobs in the closed servers to the sleep state are transferred to the buffer, and a transferred cost $C_3^{(2)}$ is paid by the data center.

To keep the transferred jobs to be able to enter the buffer, we need to control the new jobs arriving at the buffer. If the sum of the job numbers in the buffer and the job numbers in the Group 2 is equal to m_3 , then the new arriving jobs must be lost immediately.

Power Consumption: The power consumption rates $P_{1,W}$ and $P_{2,W}$ are for the work states in Groups 1 and 2, respectively; and $P_{2,S}$ only for the sleep state in Group 2 due to the fact that each server of Group 1 has not the sleep state. We assume that $0 < P_{2,S} < P_{2,W}$. There is no power consumption for keeping the jobs in the buffer. C_1 is the power consumption price per unit of power consumption rate and per unit of time.

Independence: We assume that all the random variables in the data center defined above are independent.

Remark 1 Compared to our previous paper [32], this work introduces a finite buffer, a

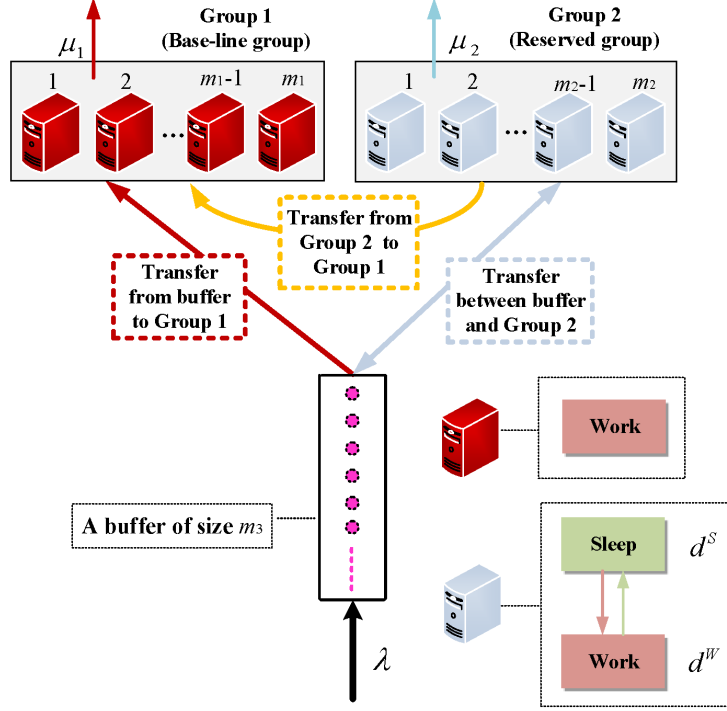


Figure 1: Energy-efficient management of a data center

fast setup process and the setup cost and so forth, thus it become more practical and useful in the study of data centers. However, existence of the finite buffer and the fast setup processes make the cost and dynamic decision structure of this model more complicated so that it is more difficult and challenging to find the optimal energy-efficient policy. In addition, this paper is the first one to introduce and consider the asynchronous dynamic policy in energy-efficient data center. We highlight the impact of the two asynchronous sub-policies: The setup and sleep policies on the long-run average profit of the energy-efficient data center.

Finally, for understanding of readers, the data center, together with its operational mode and mathematical notations, are simply depicted in Fig. 1.

Table 1 summarizes some notations, this will help us with an easy understanding in our later study.

Table 1: Cost notation in the data center

Cost	Necessary interpretation
C_1	The power consumption price
$C_2^{(1)}$	The holding cost for a job in Group 1 per unit of sojourn time
$C_2^{(2)}$	The holding cost for a job in Group 2 per unit of sojourn time
$C_2^{(3)}$	The holding cost for a job in the buffer per unit of sojourn time
$C_3^{(1)}$	The setup cost for a server switching from the sleep state to the work state
$C_3^{(2)}$	The transferred cost for a incomplete-service job returning to the buffer
C_4	The transferred cost for a job in Group 2 is transferred to Group 1
C_5	The opportunity cost for each lost job
R	The service price from the served job

3 Optimization Model Formulation

In this section, for the energy-efficient data center, we first establish a continuous-time policy-based Markov process with finite block structure. Then, we define a suitable reward function with respect to both states and policies of the Markov process. Note that this will be helpful for setting up a Markov decision process to find the optimal asynchronous policy in the energy-efficient data center.

3.1 A continuous-time policy-based Markov process

By observing the data center from Fig. 1, there are Group 1 of m_1 servers, Group 2 of m_2 servers and a buffer of size m_3 , we need to introduce both ‘states’ and ‘policies’ to express stochastic dynamics of this data center. Let $N_1(t)$, $N_2(t)$ and $N_3(t)$ be the numbers of jobs in Group 1, Group 2 and the buffer, respectively. Therefore, $(N_1(t), N_2(t), N_3(t))$ is regarded as a state of the data center at time t . Let all the cases of such states $(N_1(t), N_2(t), N_3(t))$ form a set as follows:

$$\Omega = \Omega_0 \cup \Omega_1 \cup \Omega_2 \cup \cdots \cup \Omega_{m_2} \cup \Omega_{m_2+1} \cup \Omega_{m_2+2},$$

where

$$\begin{aligned}
\Omega_0 &= \{(0, 0, 0), (1, 0, 0), \dots, (m_1, 0, 0)\}, \\
\Omega_1 &= \{(m_1, 0, 1), (m_1, 0, 2), \dots, (m_1, 0, m_3)\}, \\
\Omega_2 &= \{(m_1, 1, 0), (m_1, 1, 1), \dots, (m_1, 1, m_3 - 1)\}, \\
&\vdots \\
\Omega_{m_2} &= \{(m_1, m_2 - 1, 0), (m_1, m_2 - 1, 1), \dots, (m_1, m_2 - 1, m_3 - m_2 + 1)\}, \\
\Omega_{m_2+1} &= \{(m_1, m_2, 0), (m_1, m_2, 1), \dots, (m_1, m_2, m_3 - m_2)\}, \\
\Omega_{m_2+2} &= \{(m_1, m_2, m_3 - m_2 + 1), (m_1, m_2, m_3 - m_2 + 2), \dots, (m_1, m_2, m_3)\}.
\end{aligned}$$

For a state (n_1, n_2, n_3) , it is seen from the model description that there are four different cases: (a) By using the transfer rules, if $n_1 = 0, 1, \dots, m_1 - 1$, then $n_2 = n_3 = 0$; if either $n_2 \neq 0$ or $n_3 \neq 0$, then $n_1 = m_1$. (b) If $n_1 = m_1$ and $n_2 = 0$, then the jobs in the buffer can increase until the waiting room is full, i.e. $n_3 = 1, 2, \dots, m_3$. (c) If $n_1 = m_1$ and $n_2 = 1, 2, \dots, m_2 - 1$, then the total numbers of jobs in Group 2 and the buffer are no more than the buffer size, i.e. $n_2 + n_3 \leq m_3$. (d) If $n_1 = m_1$ and $n_2 = m_2$, then the jobs in the buffer also can increase until the waiting room is full, i.e. $n_3 = 1, 2, \dots, m_3$.

Now, for Group 2, we introduce an asynchronous dynamic policy, which is related to two dynamic actions (or sub-policies): From work to sleep (close); and from sleep to work (setup). Let d_{n_1, n_2, n_3}^W and d_{n_1, n_2, n_3}^S be the numbers of the working servers and of the sleeping servers in Group 2 at State (n_1, n_2, n_3) , respectively. By observing the state set Ω , we call \mathbf{d}^W and \mathbf{d}^S the setup policy (i.e. from sleep to work) and the sleep policy (i.e. from work to sleep), respectively. For the sub-policies \mathbf{d}^W and \mathbf{d}^S , we provide an interpretation on four different cases as follows:

(1) In Ω_0 , if $n_1 = 0, 1, \dots, m_1 - 1$, then $n_2 = n_3 = 0$ due to the transfer rule. Thus there are not any job both in Group 2 and in the buffer so that no policy in Group 2 is used.

(2) In Ω_1 , the states will affect *setting up the setup policy*. If $n_1 = m_1$, $n_2 = 0$, $n_3 = 1, 2, \dots, m_3$, then $d_{m_1, 0, n_3}^W$ is the number of working servers in Group 2 at State $(m_1, 0, n_3)$ for $n_3 = 1, 2, \dots, m_3$, it is clear that $d_{m_1, 0, n_3}^W \in \{0, 1, \dots, m_2\}$.

(3) From Ω_2 to Ω_{m_2+1} , the states will affect *setting up the sleep policy*. If $n_1 = m_1$, $n_2 = 1, 2, \dots, m_2$, $n_3 = 0, 1, \dots, m_3 - n_2$, then d_{m_1, n_2, n_3}^S is the number of sleeping servers in Group 2 at State (m_1, n_2, n_3) . We assume that the number of sleeping servers is no

less than $m_2 - n_2$. Note that the sleep policy is independent of the work policy. Once the sleep policy is used, the servers without jobs must enter the sleep state; at the same time, some working servers with jobs are also closed to the sleep state and the jobs in those working servers are transferred to the buffer. It is easy to see that $d_{m_1, n_2, n_3}^S \in \{m_2 - n_2, m_2 - n_2 + 1, \dots, m_2\}$.

(4) In Ω_{m_2+2} , $n_1 = m_1$, $n_2 = m_2$, and n_3 may be any element in the set $\{m_3 - m_2 + 1, m_3 - m_2 + 2, \dots, m_3\}$, it is clear that $n_2 + n_3 > m_3$.

To determine when or on what conditions an optimal number of servers in Group 2 switch between the sleep state and the work state such that the long-run average profit of the data center is maximal. From the state space Ω , we define an asynchronous dynamic policy \mathbf{d} as

$$\mathbf{d} = \mathbf{d}^W \boxtimes \mathbf{d}^S, \quad (1)$$

where \mathbf{d}^W and \mathbf{d}^S are the setup and sleep policies, respectively; ‘ \boxtimes ’ denotes that the policies \mathbf{d}^W and \mathbf{d}^S occur asynchronously, and

$$\begin{aligned} \mathbf{d}^W &= (d_{m_1, 0, 1}^W, d_{m_1, 0, 2}^W, \dots, d_{m_1, 0, m_3}^W), \\ \mathbf{d}^S &= (d_{m_1, 1, 0}^S, d_{m_1, 1, 1}^S, \dots, d_{m_1, 1, m_3-1}^S; d_{m_1, 2, 0}^S, d_{m_1, 2, 1}^S, \dots, d_{m_1, 2, m_3-2}^S; \dots; \\ &\quad d_{m_1, m_2, 0}^S, d_{m_1, m_2, 1}^S, \dots, d_{m_1, m_2, m_3-m_2}^S). \end{aligned}$$

Note that \mathbf{d}^W is related to the fact that there is not any job in Group 2 at the initial time so that all the servers in Group 2 are at the sleep state. Once there are jobs in the buffer, we fast set up some servers in Group 2 to enter the work state for serving the jobs. Similarly, we can understand the sleep policy \mathbf{d}^S . In the state subset $\bigcup_{i=2}^{m_2+2} \Omega_i$, it is seen that the setup policy \mathbf{d}^W will not be needed because some servers are keeping at the work state.

For all the possible cases of the policy \mathbf{d} given in (1), we compose a policy space as follows:

$$\begin{aligned} \mathcal{D} &:= \{\mathbf{d} = \mathbf{d}^W \boxtimes \mathbf{d}^S : d_{m_1, 0, n_3}^W \in \{0, 1, \dots, m_2\} \text{ for } 1 \leq n_3 \leq m_3; \\ &\quad d_{m_1, n_2, n_3}^S \in \{m_2 - n_2, m_2 - n_2 + 1, \dots, m_2\} \\ &\quad \text{for } (m_1, n_2, n_3) \in \Omega_2 \cup \Omega_3 \cup \dots \cup \Omega_{m_2+1}\}. \end{aligned}$$

Let $\mathbf{X}^{(\mathbf{d})}(t) = (N_1(t), N_2(t), N_3(t))^{(\mathbf{d})}$ for any given policy $\mathbf{d} \in \mathcal{D}$. Then $\{\mathbf{X}^{(\mathbf{d})}(t) : t \geq 0\}$ is a continuous-time policy-based Markov process on the state space Ω whose state

transition relations is given in Fig. 6 in Appendix B. Based on this, the infinitesimal generator of the Markov process $\{\mathbf{X}^{(d)}(t) : t \geq 0\}$ is given by

$$\mathbf{Q}^{(d)} = \begin{pmatrix} Q_{0,0} & Q_{0,1} & & & & & \\ Q_{1,0} & Q_{1,1} & Q_{1,2} & Q_{1,3} & Q_{1,4} & \cdots & Q_{1,m_2+1} \\ Q_{2,0} & Q_{2,1} & Q_{2,2} & & & & \\ & Q_{3,1} & Q_{3,2} & Q_{3,3} & & & \\ & Q_{4,1} & Q_{4,2} & Q_{4,3} & Q_{4,4} & & \\ & \vdots & \vdots & \vdots & \vdots & \ddots & \\ & & & & & & \\ Q_{m_2+1,1} & Q_{m_2+1,2} & Q_{m_2+1,3} & Q_{m_2+1,4} & \cdots & Q_{m_2+1,m_2+1} & Q_{m_2+1,m_2+2} \\ & & & & & & \\ & & & & & & Q_{m_2+2,m_2+1} & Q_{m_2+2,m_2+2} \end{pmatrix}, \quad (2)$$

where every block element $Q_{i,j}$ depends on the policy \mathbf{d} (for simplification of description, here we omit “ \mathbf{d} ”) and it is expressed in Appendix B.

It is easy to see that the infinitesimal generator $\mathbf{Q}^{(d)}$ has finite states, and it is irreducible with $\mathbf{Q}^{(d)}\mathbf{e} = \mathbf{0}$, thus the Markov process $\mathbf{Q}^{(d)}$ is positive recurrent. In this case, we write the stationary probability vector of the Markov process $\{\mathbf{X}^{(d)}(t) : t \geq 0\}$ as

$$\boldsymbol{\pi}^{(d)} = \left(\pi_0^{(d)}, \pi_1^{(d)}, \dots, \pi_{m_2+2}^{(d)} \right), \quad \mathbf{d} \in \mathcal{D}, \quad (3)$$

where

$$\begin{aligned} \pi_0^{(d)} &= \left(\pi^{(d)}(0, 0, 0), \pi^{(d)}(1, 0, 0), \dots, \pi^{(d)}(m_1, 0, 0) \right), \\ \pi_1^{(d)} &= \left(\pi^{(d)}(m_1, 0, 1), \pi^{(d)}(m_1, 0, 2), \dots, \pi^{(d)}(m_1, 0, m_3) \right), \\ \pi_2^{(d)} &= \left(\pi^{(d)}(m_1, 1, 0), \pi^{(d)}(m_1, 1, 1), \dots, \pi^{(d)}(m_1, 1, m_3 - 1) \right), \\ &\vdots \\ \pi_{m_2}^{(d)} &= \left(\pi^{(d)}(m_1, m_2 - 1, 0), \pi^{(d)}(m_1, m_2 - 1, 1), \dots, \right. \\ &\quad \left. \pi^{(d)}(m_1, m_2 - 1, m_3 - m_2 + 1) \right), \\ \pi_{m_2+1}^{(d)} &= \left(\pi^{(d)}(m_1, m_2, 0), \pi^{(d)}(m_1, m_2, 1), \dots, \pi^{(d)}(m_1, m_2, m_3 - m_2) \right), \\ \pi_{m_2+2}^{(d)} &= \left(\pi^{(d)}(m_1, m_2, m_3 - m_2 + 1), \pi^{(d)}(m_1, m_2, m_3 - m_2 + 2), \dots, \right. \\ &\quad \left. \pi^{(d)}(m_1, m_2, m_3) \right). \end{aligned}$$

Note that the stationary probability vector $\boldsymbol{\pi}^{(d)}$ can be obtained by means of solving the system of linear equations $\boldsymbol{\pi}^{(d)}\mathbf{Q}^{(d)} = \mathbf{0}$ and $\boldsymbol{\pi}^{(d)}\mathbf{e} = 1$, where \mathbf{e} is a column vector of

ones with suitable size. To this end, the RG-factorizations play an important role in our later computation, its computational detail is given in Chapter 2 in Li [28].

Now, we use UL-type RG-factorization to compute the stationary probability vector $\pi^{(d)}$ as follows. For $0 \leq i, j \leq k$ and $0 \leq k \leq m_2 + 2$, we write

$$Q_{i,j}^{[\leq k]} = Q_{i,j} + \sum_{n=k+1}^{m_2+2} Q_{i,n}^{[\leq n]} \left\{ -Q_{n,n}^{[\leq n]} \right\}^{-1} Q_{n,j}^{[\leq n]}.$$

Clearly, $Q_{i,j}^{[\leq m_2+2]} = Q_{i,j}$ and $Q_{i,j}^{[\leq 0]} = Q_{i,j}^{[0]}$. Let

$$\begin{aligned} U_n^{(d)} &= Q_{n,n}^{[\leq n]}, & 0 \leq n \leq m_2 + 2, \\ R_{i,j}^{(d)} &= Q_{i,j}^{[\leq j]} \left(-U_j^{(d)} \right)^{-1}, & 0 \leq i < j \leq m_2 + 2, \end{aligned}$$

and

$$G_{i,j}^{(d)} = \left(-U_i^{(d)} \right)^{-1} Q_{i,j}^{[\leq i]}, \quad 0 \leq j < i \leq m_2 + 2.$$

Then the UL-type RG-factorization is given by

$$\mathbf{Q}^{(d)} = \left(I - \mathbf{R}_U^{(d)} \right) \left(I - \mathbf{U}_D^{(d)} \right) \left(I - \mathbf{G}_L^{(d)} \right),$$

where

$$\mathbf{R}_U^{(d)} = \begin{pmatrix} 0 & R_{0,1}^{(d)} & R_{0,2}^{(d)} & R_{0,3}^{(d)} & \cdots & R_{0,m_2+1}^{(d)} & R_{0,m_2+2}^{(d)} \\ & 0 & R_{1,2}^{(d)} & R_{1,3}^{(d)} & \cdots & R_{1,m_2+1}^{(d)} & R_{1,m_2+2}^{(d)} \\ & & 0 & R_{2,3}^{(d)} & \cdots & R_{2,m_2+1}^{(d)} & R_{2,m_2+2}^{(d)} \\ & & & \ddots & \ddots & \vdots & \vdots \\ & & & & 0 & R_{m_2,m_2+1}^{(d)} & R_{m_2,m_2+2}^{(d)} \\ & & & & & 0 & R_{m_2+1,m_2+2}^{(d)} \\ & & & & & & 0 \end{pmatrix},$$

$$\mathbf{U}_D^{(d)} = \text{diag} \left(U_0^{(d)}, U_1^{(d)}, \dots, U_{m_2+1}^{(d)}, U_{m_2+2}^{(d)} \right)$$

and

$$\mathbf{G}_L^{(d)} = \begin{pmatrix} 0 & & & & & & \\ G_{1,0}^{(d)} & 0 & & & & & \\ G_{2,0}^{(d)} & G_{2,1}^{(d)} & 0 & & & & \\ G_{3,0}^{(d)} & G_{3,1}^{(d)} & G_{3,2}^{(d)} & 0 & & & \\ G_{4,0}^{(d)} & G_{4,1}^{(d)} & G_{4,2}^{(d)} & G_{4,3}^{(d)} & 0 & & \\ \vdots & \vdots & \vdots & \vdots & \ddots & \ddots & \\ G_{m_2+2,0}^{(d)} & G_{m_2+2,1}^{(d)} & G_{m_2+2,2}^{(d)} & G_{m_2+2,3}^{(d)} & \cdots & G_{m_2+2,m_2+1}^{(d)} & 0 \end{pmatrix}.$$

By using Theorem 2.9 of Chapter 2 in Li [28], the stationary probability vector of the Markov process $\mathbf{Q}^{(d)}$ is given by

$$\begin{cases} \pi_0^{(d)} = \tau^{(d)} x_0^{(d)}, \\ \pi_k^{(d)} = \sum_{i=0}^{k-1} \pi_i^{(d)} R_{i,k}^{(d)}, \quad 1 \leq k \leq m_2 + 2, \end{cases}$$

where $x_0^{(d)}$ is the stationary probability vector of the censored Markov chain $U_0^{(d)}$ to level 0, and the positive scalar $\tau^{(d)}$ is uniquely determined by $\sum_{k=0}^{\infty} \pi_k^{(d)} e = 1$.

The following theorem provides a useful observation on some special policies $\mathbf{d}^W \boxtimes \mathbf{d}^S \in \mathcal{D}$ such that they have no effect on both the infinitesimal generator $\mathbf{Q}^{(\mathbf{d}^W \boxtimes \mathbf{d}^S)}$ and the stationary probability vector $\pi^{(\mathbf{d}^W \boxtimes \mathbf{d}^S)}$.

Theorem 1 *Suppose that two asynchronous policies $\mathbf{d}^{W_1} \boxtimes \mathbf{d}^S, \mathbf{d}^{W_2} \boxtimes \mathbf{d}^S \in \mathcal{D}$ satisfy one of the following two conditions: (a) For each $n_3 = 1, 2, \dots, m_2$, if $d_{m_1,0,n_3}^{W_1} \in \{n_3, n_3 + 1, \dots, m_2\}$, then we take $d_{m_1,0,n_3}^{W_2}$ as any element of the set $\{1, 2, \dots, m_2\}$; (b) For each $n_3 = m_2 + 1, m_2 + 2, \dots, m_3$, if $d_{m_1,0,n_3}^{W_1} \in \{1, 2, \dots, m_2\}$, then we take $d_{m_1,0,n_3}^{W_2} = d_{m_1,0,n_3}^{W_1}$. Under the assumptions, we have*

$$\mathbf{Q}^{(\mathbf{d}^{W_1} \boxtimes \mathbf{d}^S)} = \mathbf{Q}^{(\mathbf{d}^{W_2} \boxtimes \mathbf{d}^S)}, \quad \pi^{(\mathbf{d}^{W_1} \boxtimes \mathbf{d}^S)} = \pi^{(\mathbf{d}^{W_2} \boxtimes \mathbf{d}^S)}.$$

Proof: It is easy to see from (2) that all the levels of the matrix $\mathbf{Q}^{(\mathbf{d}^{W_1} \boxtimes \mathbf{d}^S)}$ are the same as those of the matrix $\mathbf{Q}^{(\mathbf{d}^{W_2} \boxtimes \mathbf{d}^S)}$ except level 1. Thus, we only need to compare the level 1 of the matrix $\mathbf{Q}^{(\mathbf{d}^{W_1} \boxtimes \mathbf{d}^S)}$ with that of the matrix $\mathbf{Q}^{(\mathbf{d}^{W_2} \boxtimes \mathbf{d}^S)}$.

For the two asynchronous policies $\mathbf{d}^{W_1} \boxtimes \mathbf{d}^S, \mathbf{d}^{W_2} \boxtimes \mathbf{d}^S \in \mathcal{D}$ satisfying the conditions (a) and (b), by using $1_{\{d_{m_1,0,n_3}^{W_1} \geq n_3\}}$ in (2), it is clear that for $n_3 = 1, 2, \dots, m_2$,

$$1_{\{d_{m_1,0,n_3}^{W_1} \geq n_3\}} = 1_{\{d_{m_1,0,n_3}^{W_2} \geq n_3\}}, \quad \text{if } d_{m_1,0,n_3}^{W_1}, d_{m_1,0,n_3}^{W_2} \in \{n_3, n_3 + 1, \dots, m_2\}.$$

Thus, it follows from (2) that $Q_{1,k}^{(\mathbf{d}^{W_1} \boxtimes \mathbf{d}^S)} = Q_{1,k}^{(\mathbf{d}^{W_2} \boxtimes \mathbf{d}^S)}, k = 1, 2, \dots, m_2 + 1$. This also gives that $\mathbf{Q}^{(\mathbf{d}^{W_1} \boxtimes \mathbf{d}^S)} = \mathbf{Q}^{(\mathbf{d}^{W_2} \boxtimes \mathbf{d}^S)}$, and thus $\pi^{(\mathbf{d}^{W_1} \boxtimes \mathbf{d}^S)} = \pi^{(\mathbf{d}^{W_2} \boxtimes \mathbf{d}^S)}$. This completes the proof. ■

Note that Theorem 1 will be necessary and useful for analyzing the policy monotonicity and optimality in our later study, for example, the proof of Theorem 4.

3.2 The reward function

For the Markov process $\mathbf{Q}^{(d)}$, now we define a suitable reward function for the energy-efficient data center.

Based on the above cost and price definition in Table 1, a reward function with respect to both states and policies is defined as a profit rate (i.e. the total revenues minus the total costs per unit of time). Therefore, according to the impact of asynchronous dynamic policy on profit rate, the reward function at State (n_1, n_2, n_3) under policy \mathbf{d} is divided into four cases as follows:

Case (a): For $n_1 = 0, 1, \dots, m_1$ and $n_2 = n_3 = 0$, the profit rate isn't affected by any policy, we have

$$f(n_1, 0, 0) = Rn_1\mu_1 - (m_1P_{1,W} + m_2P_{2,S})C_1 - n_1C_2^{(1)}. \quad (4)$$

Note that in Case (a), there is no job both in Group 2 and in the buffer, and each server of Group 2 is at the sleep state.

However, in the following two cases (b) and (c), since there are some jobs either in Group 2 or in the buffer, the policy \mathbf{d} will play a key role in opening (or setup) or closing some servers of Group 2 in order to be able to save energy efficiently.

Case (b): For $n_1 = m_1$, $n_2 = 0$ and $n_3 = 1, 2, \dots, m_3$, the profit rate is affected by the setup policy \mathbf{d}^W , we have

$$\begin{aligned} & f(\mathbf{d}^W)(m_1, 0, n_3) \\ &= Rm_1\mu_1 - [m_1P_{1,W} + d_{m_1,0,n_3}^W P_{2,W} + (m_2 - d_{m_1,0,n_3}^W) P_{2,S}] C_1 \\ & \quad - [m_1C_2^{(1)} + n_3C_2^{(3)}] - d_{m_1,0,n_3}^W C_3^{(1)} - \lambda 1_{\{n_1=m_1, n_2=0, n_3=m_3\}} C_5. \end{aligned} \quad (5)$$

Case (c): For $n_1 = m_1$, $n_2 = 1, 2, \dots, m_2$ and $n_3 = 0, 1, \dots, m_3 - n_2$, the profit rate is affected by the sleep policy \mathbf{d}^S , we have

$$\begin{aligned} & f(\mathbf{d}^S)(m_1, n_2, n_3) \\ &= R [m_1\mu_1 + (m_2 - d_{m_1,n_2,n_3}^S) \mu_2] \\ & \quad - [m_1P_{1,W} + d_{m_1,n_2,n_3}^S P_{2,S} + (m_2 - d_{m_1,n_2,n_3}^S) P_{2,W}] C_1 \\ & \quad - [m_1C_2^{(1)} + n_2C_2^{(2)} + n_3C_2^{(3)}] - [n_2 - (m_2 - d_{m_1,n_2,n_3}^S)] C_3^{(2)} \\ & \quad - m_1\mu_1 \lambda 1_{\{n_2>0, n_3=0\}} C_4 - \lambda 1_{\{n_1=m_1, n_2+n_3=m_3\}} C_5. \end{aligned} \quad (6)$$

Note that $1_{\{\cdot\}}$ is an indicator function whose value is 1 when the event is in $\{\cdot\}$, otherwise its value is 0. Furthermore, the job transfer rate from Group 2 to Group 1 is given by $n_1\mu_1 1_{\{n_2>0, n_3=0\}}$. If $0 \leq n_1 \leq m_1 - 1$, then $n_2 = 0$ and $n_1\mu_1 1_{\{n_2>0, n_3=0\}}C_4 = 0$. If $n_1 = m_1$ and $n_2 = 0$, then $n_1\mu_1 1_{\{n_2>0, n_3=0\}}C_4 = 0$. If $n_1 = m_1, 1 \leq n_2 \leq m_2$ and $n_3 = 0$, then $n_1\mu_1 1_{\{n_2>0, n_3=0\}}C_4 = m_1\mu_1 C_4$.

Case (d): For $n_1 = m_1, n_2 = m_2$ and $n_3 = m_3 - m_2 + 1, m_3 - m_2 + 2, \dots, m_3$, the profit rate isn't affected by any policy as in Case (a), we have

$$\begin{aligned} f(m_1, m_2, n_3) &= R(m_1\mu_1 + m_2\mu_2) - (m_1P_{1,W} + m_2P_{2,W})C_1 \\ &\quad - [m_1C_2^{(1)} + m_2C_2^{(2)} + n_3C_2^{(3)}] \\ &\quad - m_1\mu_1 C_4 - \lambda 1_{\{n_1=m_1, n_2=m_2, n_3=m_3\}}C_5. \end{aligned} \quad (7)$$

We define a column vector composed of the elements $f(n_1, n_2, n_3)$, $f^{(d^W)}(n_1, n_2, n_3)$ and $f^{(d^S)}(n_1, n_2, n_3)$ as

$$\mathbf{f}^{(d)} = \left(\mathbf{f}_0, \mathbf{f}_1^{(d^W)}, \mathbf{f}_2^{(d^S)}, \dots, \mathbf{f}_{m_2+1}^{(d^S)}, \mathbf{f}_{m_2+2} \right)^T, \quad (8)$$

where

$$\begin{aligned} \mathbf{f}_0 &= (f(0, 0, 0), f(1, 0, 0), \dots, f(m_1, 0, 0))^T, \\ \mathbf{f}_1^{(d^W)} &= (f^{(d^W)}(m_1, 0, 1), f^{(d^W)}(m_1, 0, 2), \dots, f^{(d^W)}(m_1, 0, m_3))^T, \\ \mathbf{f}_2^{(d^S)} &= (f^{(d^S)}(m_1, 1, 0), f^{(d^S)}(m_1, 1, 1), \dots, f^{(d^S)}(m_1, 1, m_3 - 1))^T, \\ &\vdots \\ \mathbf{f}_{m_2+1}^{(d^S)} &= (f^{(d^S)}(m_1, m_2, 0), f^{(d^S)}(m_1, m_2, 1), \dots, f^{(d^S)}(m_1, m_2, m_3 - m_2))^T, \\ \mathbf{f}_{m_2+2} &= (f(m_1, m_2, m_3 - m_2 + 1), f(m_1, m_2, m_3 - m_2 + 2), \dots, f(m_1, m_2, m_3))^T. \end{aligned}$$

In the remainder of this section, the long-run average profit of the data center (or the continuous-time policy-based Markov process $\{\mathbf{X}^{(d)}(t) : t \geq 0\}$) under an asynchronous dynamic policy \mathbf{d} is defined as

$$\eta^{\mathbf{d}} = \lim_{T \rightarrow +\infty} E \left\{ \frac{1}{T} \int_0^T f^{(d)}(\mathbf{X}^{(d)}(t)) dt \right\} = \boldsymbol{\pi}^{(d)} \mathbf{f}^{(d)}, \quad (9)$$

where $\boldsymbol{\pi}^{(d)}$ and $\mathbf{f}^{(d)}$ are given by (3) and (8), respectively.

We observe that as the number of working servers in Group 2 decreases, the total revenues and the total costs in the data center will decrease synchronously, vice versa. On

the other hand, as the number of sleeping servers in Group 2 increases, the total revenues and the total costs in the data center will decrease synchronously, vice versa. Thus, there is a tradeoff between the total revenues and the total costs for a suitable number of working and/or sleeping servers in Group 2 by the setup and sleep policies, respectively. This motivates us to study an optimal dynamic control mechanism for the energy-efficient data center. Thus our objective is to find an optimal energy-efficient policy \mathbf{d}^* such that the long-run average profit $\eta^{\mathbf{d}}$ is maximize, that is,

$$\mathbf{d}^* = \arg \max_{\mathbf{d} \in \mathcal{D}} \left\{ \eta^{\mathbf{d}} \right\}, \quad (10)$$

Since the setup and sleep policies \mathbf{d}^W and \mathbf{d}^S occur asynchronously, and they can not interact at any time. Therefore, it is seen that the optimal policy has

$$\mathbf{d}^* = \mathbf{d}^{W*} \boxtimes \mathbf{d}^{S*} = \arg \max_{\mathbf{d}^W \in \mathcal{D}} \left\{ \eta^{\mathbf{d}^W} \right\} \boxtimes \arg \max_{\mathbf{d}^S \in \mathcal{D}} \left\{ \eta^{\mathbf{d}^S} \right\}.$$

In fact, it is difficult and challenging to analyze the properties of the optimal energy-efficient policy $\mathbf{d}^* = \mathbf{d}^{W*} \boxtimes \mathbf{d}^{S*}$, and to provide an effective algorithm for computing the optimal policy \mathbf{d}^* . To do this, in the next section we will introduce the sensitivity-based optimization theory to study this energy-efficient optimization problem.

4 A Poisson Equation

In this section, for the energy-efficient data center, we set up a Poisson equation which provides a useful relation between the sensitivity-based optimization and the Markov decision process. Also, we use the RG-factorization, given in Li [28], to solve the Poisson equation and provide expression for its unique solution.

For $\mathbf{d} \in \mathcal{D}$, it follows from Chapter 2 in Cao [6] that for the continuous-time policy-based Markov process $\{\mathbf{X}^{(\mathbf{d})}(t) : t \geq 0\}$, we define the performance potential as

$$g^{(\mathbf{d})}(n_1, n_2, n_3) = E \left\{ \int_0^{+\infty} \left[f^{(\mathbf{d})}(\mathbf{X}^{(\mathbf{d})}(t)) - \eta^{\mathbf{d}} \right] dt \middle| \mathbf{X}^{(\mathbf{d})}(0) = (n_1, n_2, n_3) \right\}, \quad (11)$$

where $\eta^{\mathbf{d}}$ is defined in (9). It is seen from Cao [6] that for any policy $\mathbf{d} \in \mathcal{D}$, $g^{(\mathbf{d})}(n_1, n_2, n_3)$ quantifies the contribution of the initial state (n_1, n_2, n_3) to the long-run average profit of the data center. Here $g^{(\mathbf{d})}(n_1, n_2, n_3)$ is also called the relative value function or the bias in the traditional Markov decision process theory, see, e.g. Puterman [42]. We further

define a column vector $\mathbf{g}^{(d)}$ with elements $g^{(d)}(n_1, n_2, n_3)$ for $(n_1, n_2, n_3) \in \Omega$ as

$$\mathbf{g}^{(d)} = \left(g_0^{(d)}, g_1^{(d)}, g_2^{(d)}, \dots, g_{m_2+1}^{(d)}, g_{m_2+2}^{(d)} \right)^T, \quad (12)$$

where

$$\begin{aligned} g_0^{(d)} &= \left(g^{(d)}(0, 0, 0), g^{(d)}(1, 0, 0), \dots, g^{(d)}(m_1, 0, 0) \right)^T, \\ g_1^{(d)} &= \left(g^{(d)}(m_1, 0, 1), g^{(d)}(m_1, 0, 2), \dots, g^{(d)}(m_1, 0, m_3) \right)^T, \\ g_2^{(d)} &= \left(g^{(d)}(m_1, 1, 0), g^{(d)}(m_1, 1, 1), \dots, g^{(d)}(m_1, 1, m_3 - 1) \right)^T, \\ &\vdots \\ g_{m_2+1}^{(d)} &= \left(g^{(d)}(m_1, m_2, 0), g^{(d)}(m_1, m_2, 1), \dots, g^{(d)}(m_1, m_2, m_3 - m_2) \right)^T, \\ g_{m_2+2}^{(d)} &= \left(g^{(d)}(m_1, m_2, m_3 - m_2 + 1), g^{(d)}(m_1, m_2, m_3 - m_2 + 2), \dots, \right. \\ &\quad \left. g^{(d)}(m_1, m_2, m_3)^T \right). \end{aligned}$$

A similar computation to that in Ma et al. [32], the Poisson equation is given by

$$\mathbf{Q}^{(d)} \mathbf{g}^{(d)} = \eta^d \mathbf{e} - \mathbf{f}^{(d)}, \quad (13)$$

where η^d is defined in (9), $\mathbf{f}^{(d)}$ is given in (8) and $\mathbf{Q}^{(d)}$ is given in (2).

To solve the system of linear equations (13), we note that $\text{rank}(\mathbf{Q}^{(d)}) = m_1 + 3m_2/2 - m_2^2/2 + m_2m_3 + m_3$ and $\det(\mathbf{Q}^{(d)}) = 0$ due to that the size of the matrix $\mathbf{Q}^{(d)}$ is $m_1 + 3m_2/2 - m_2^2/2 + m_2m_3 + m_3 + 1$. Hence, this system of linear equations (13) exists infinitely-many solutions with a free constant of an additive term. Let $\tilde{\mathbf{Q}}$ be a matrix obtained through omitting the first row and the first column vectors of the matrix $\mathbf{Q}^{(d)}$. Then

$$\tilde{\mathbf{Q}}^{(d)} = \begin{pmatrix} \tilde{Q}_{0,0} & \tilde{Q}_{0,1} & & & & & \\ \tilde{Q}_{1,0} & Q_{1,1} & Q_{1,2} & Q_{1,3} & Q_{1,4} & \cdots & Q_{1,m_2+1} \\ \tilde{Q}_{2,0} & Q_{2,1} & Q_{2,2} & & & & \\ & Q_{3,1} & Q_{3,2} & Q_{3,3} & & & \\ & Q_{4,1} & Q_{4,2} & Q_{4,3} & Q_{4,4} & & \\ & \vdots & \vdots & \vdots & \vdots & \ddots & \\ & Q_{m_2+1,1} & Q_{m_2+1,2} & Q_{m_2+1,3} & Q_{m_2+1,4} & \cdots & Q_{m_2+1,m_2+1} & Q_{m_2+1,m_2+2} \\ & & & & & & Q_{m_2+2,m_2+1} & Q_{m_2+2,m_2+2} \end{pmatrix}, \quad (14)$$

where

$$\tilde{Q}_{0,0} = \begin{pmatrix} -(\lambda + \mu_1) & \lambda & & & \\ 2\mu_1 & -(\lambda + 2\mu_1) & \lambda & & \\ & \ddots & \ddots & \ddots & \\ & (m_1 - 1)\mu_1 & -[\lambda + (m_1 - 1)\mu_1] & \lambda & \\ & & m_1\mu_1 & -(\lambda + m_1\mu_1) & \end{pmatrix},$$

$\tilde{Q}_{0,1}$ is obtained by means of omitting the first row vector of $Q_{0,1}$, and $\tilde{Q}_{1,0}$ and $\tilde{Q}_{2,0}$ are obtained from omitting the first column vectors of $Q_{1,0}$ and $Q_{2,0}$, respectively. The other block entries in $\tilde{\mathbf{Q}}^{(d)}$ are the same as the corresponding block entries in the matrix $\mathbf{Q}^{(d)}$.

Note that, $\text{rank}(\tilde{\mathbf{Q}}^{(d)}) = m_1 + 3m_2/2 - m_2^2/2 + m_2m_3 + m_3$ and the size of the matrix $\tilde{\mathbf{Q}}^{(d)}$ is $m_1 + 3m_2/2 - m_2^2/2 + m_2m_3 + m_3$. Hence, the matrix $\tilde{\mathbf{Q}}^{(d)}$ is invertible.

Let $\mathbf{h}^{(d)}$ and $\boldsymbol{\varphi}^{(d)}$ be two column vectors of size $m_1 + 3m_2/2 - m_2^2/2 + m_2m_3 + m_3$ obtained through omitting the first element of the two column vectors $\mathbf{f}^{(d)} - \eta^d \mathbf{e}$ and $\mathbf{g}^{(d)}$ of size $m_1 + 3m_2/2 - m_2^2/2 + m_2m_3 + m_3 + 1$, respectively. Then,

$$\mathbf{h}^{(d)} = \begin{pmatrix} \tilde{\mathbf{f}}_0 - \eta^d \\ \mathbf{f}_1^{(d^w)} - \eta^d \\ \mathbf{f}_2^{(d^s)} - \eta^d \\ \vdots \\ \mathbf{f}_{m_2+1}^{(d^s)} - \eta^d \\ \mathbf{f}_{m_2+2} - \eta^d \end{pmatrix} \stackrel{\text{def}}{=} \begin{pmatrix} \mathbf{h}_0^{(d)} \\ \mathbf{h}_1^{(d)} \\ \mathbf{h}_2^{(d)} \\ \vdots \\ \mathbf{h}_{m_2+1}^{(d)} \\ \mathbf{h}_{m_2+2}^{(d)} \end{pmatrix}, \quad \boldsymbol{\varphi}^{(d)} \stackrel{\text{def}}{=} \begin{pmatrix} \tilde{\mathbf{g}}_0^{(d)} \\ \mathbf{g}_1^{(d)} \\ \mathbf{g}_2^{(d)} \\ \vdots \\ \mathbf{g}_{m_2+1}^{(d)} \\ \mathbf{g}_{m_2+2}^{(d)} \end{pmatrix}, \quad (15)$$

where $\tilde{\mathbf{f}}_0$ and $\tilde{\mathbf{g}}_0^{(d)}$ are the two column vectors, which are obtained through omitting the scale entries $f(0,0,0)$ and $g^{(d)}(0,0,0)$ of \mathbf{f}_0 and $\mathbf{g}_0^{(d)}$, respectively, and

$$\begin{aligned} \mathbf{h}_0^{(d)} &= (h_1, h_2, \dots, h_{l_0})^T, l_0 = m_1; \\ \mathbf{h}_1^{(d)} &= (h_{l_0+1}, h_{l_1+2}, \dots, h_{l_1})^T, l_1 = m_1 + m_3; \\ \mathbf{h}_2^{(d)} &= (h_{l_1+1}, h_{l_2+2}, \dots, h_{l_2})^T, l_2 = m_1 + 2m_3; \\ &\vdots \\ \mathbf{h}_{m_2+1}^{(d)} &= (h_{l_{m_2+1}+1}, h_{l_{m_2+1}+2}, \dots, h_{l_{m_2+1}})^T, l_{m_2+1} = m_1 + m_2/2 - m_2^2/2 + m_2m_3 + m_3; \\ \mathbf{h}_{m_2+2}^{(d)} &= (h_{l_{m_2+1}+1}, h_{l_{m_2+2}+2}, \dots, h_L)^T, L = m_1 + 3m_2/2 - m_2^2/2 + m_2m_3 + m_3. \end{aligned}$$

Therefore, it follows from (13) that

$$-\tilde{\mathbf{Q}}^{(d)}\boldsymbol{\varphi}^{(d)} = \mathbf{h}^{(d)} + \mu_1 \mathbf{e}_1 g^{(d)}(0,0,0), \quad (16)$$

where \mathbf{e}_1 is a column vector with the first element be one and all the others be zero. Note that the matrix $-\tilde{\mathbf{Q}}^{(d)}$ is invertible and $\left(-\tilde{\mathbf{Q}}^{(d)}\right)^{-1} > 0$, thus the system of linear equations (16) always exists one unique solution

$$\boldsymbol{\varphi}^{(d)} = \left(-\tilde{\mathbf{Q}}^{(d)}\right)^{-1} \mathbf{h}^{(d)} + \mu_1 \left(-\tilde{\mathbf{Q}}^{(d)}\right)^{-1} \mathbf{e}_1 \cdot \mathfrak{S}, \quad (17)$$

where $g^{(d)}(0, 0, 0) = \mathfrak{S}$ is any given positive constant. For convenience of computation, we take $g^{(d)}(0, 0, 0) = \mathfrak{S} = 1$. In this case, we have

$$\boldsymbol{\varphi}^{(d)} = \left(-\tilde{\mathbf{Q}}^{(d)}\right)^{-1} \mathbf{h}^{(d)} + \mu_1 \left(-\tilde{\mathbf{Q}}^{(d)}\right)^{-1} \mathbf{e}_1. \quad (18)$$

Note that the expression of the invertible matrix $\left(-\tilde{\mathbf{Q}}^{(d)}\right)^{-1}$ can be obtained by means of the RG-factorization, which is given in Li [28] for general Markov processes.

For convenience of computation, we write

$$\left(-\tilde{\mathbf{Q}}^{(d)}\right)^{-1} = (\mathbb{Q}_0^T, \mathbb{Q}_1^T, \mathbb{Q}_2^T, \dots, \mathbb{Q}_{m_2+1}^T, \mathbb{Q}_{m_2+2}^T)^T,$$

and every element of the matrix \mathbb{Q}_r is written by a scalar $q_{n,l}^{(r)}$, we denote n as the system state under the certain block, and l as the index of element, where $r = 0, 1, \dots, m_2 + 2$, $l = 1, 2, \dots, L$, for $L = m_1 + 3m_2/2 - m_2^2/2 + m_2m_3 + m_3$, and

$$n = \begin{cases} 1, 2, \dots, m_1, & \text{for } r = 0, \\ 1, 2, \dots, m_3, & \text{for } r = 1, \\ 0, 1, \dots, m_3 - r + 1, & \text{for } 2 \leq r \leq m_2 + 1, \\ m_3 - m_2 + 1, m_3 - m_2 + 2, \dots, m_3, & \text{for } r = m_2 + 2. \end{cases}$$

It is easy to check that

$$\begin{aligned} \mathbb{Q}_0 &= \begin{pmatrix} q_{1,1}^{(0)} & q_{1,2}^{(0)} & \cdots & q_{1,L}^{(0)} \\ q_{2,1}^{(0)} & q_{2,2}^{(0)} & \cdots & q_{2,L}^{(0)} \\ \vdots & \vdots & & \vdots \\ q_{m_1,1}^{(0)} & q_{m_1,2}^{(0)} & \cdots & q_{m_1,L}^{(0)} \end{pmatrix}_{L \times m_1}, \\ \mathbb{Q}_1 &= \begin{pmatrix} q_{1,1}^{(1)} & q_{1,2}^{(1)} & \cdots & q_{1,L}^{(1)} \\ q_{2,1}^{(1)} & q_{2,2}^{(1)} & \cdots & q_{2,L}^{(1)} \\ \vdots & \vdots & & \vdots \\ q_{m_3,1}^{(1)} & q_{m_3,2}^{(1)} & \cdots & q_{m_3,L}^{(1)} \end{pmatrix}_{L \times m_3}, \end{aligned}$$

for $2 \leq r \leq m_2 + 1$,

$$\mathbb{Q}_r = \begin{pmatrix} q_{0,1}^{(r)} & q_{0,2}^{(r)} & \cdots & q_{0,L}^{(r)} \\ q_{1,1}^{(r)} & q_{1,2}^{(r)} & \cdots & q_{1,L}^{(r)} \\ \vdots & \vdots & & \vdots \\ q_{m_3-r+1,1}^{(r)} & q_{m_3-r+1,2}^{(r)} & \cdots & q_{m_3-r+1,L}^{(r)} \end{pmatrix}_{L \times (m_3-r+2)},$$

$$\mathbb{Q}_{m_2+2} = \begin{pmatrix} q_{m_3-m_2+1,1}^{(m_2+2)} & q_{m_3-m_2+1,2}^{(m_2+2)} & \cdots & q_{m_3-m_2+1,L}^{(m_2+2)} \\ q_{m_3-m_2+2,1}^{(m_2+2)} & q_{m_3-m_2+2,2}^{(m_2+2)} & \cdots & q_{m_3-m_2+2,L}^{(m_2+2)} \\ \vdots & \vdots & & \vdots \\ q_{m_3,1}^{(m_2+2)} & q_{m_3,2}^{(m_2+2)} & \cdots & q_{m_3,L}^{(m_2+2)} \end{pmatrix}_{L \times m_2}.$$

The following theorem provides an expression for the vector $\varphi^{(d)}$ under a constraint condition $g^{(d)}(0, 0, 0) = \mathfrak{S} = 1$. Note that this expression is very useful for applications of the sensitivity-based optimization theory from Markov decision processes in our later study.

Theorem 2 *If $g^{(d)}(0, 0, 0) = 1$, then for $n_1 = 1, 2, \dots, m_1$,*

$$g^{(d)}(n_1, 0, 0) = \sum_{l=1}^L q_{n_1,l}^{(0)} h_l + \mu_1 q_{n_1,1}^{(0)};$$

for $n_3 = 1, 2, \dots, m_3$,

$$g^{(d)}(m_1, 0, n_3) = \sum_{l=1}^L q_{n_3,l}^{(1)} h_l + \mu_1 q_{n_3,1}^{(1)};$$

for $n_2 = r - 1, n_3 = 0, 1, \dots, m_3 - n_2$, and $2 \leq r \leq m_2 + 1$,

$$g^{(d)}(m_1, n_2, n_3) = \sum_{l=1}^L q_{n_3,l}^{(r)} h_l + \mu_1 q_{n_3,1}^{(r)};$$

for $n_3 = m_3 - m_2 + 1, m_3 - m_2 + 2, \dots, m_3$,

$$g^{(d)}(m_1, m_2, n_3) = \sum_{l=1}^L q_{n_3,l}^{(m_2+2)} h_l + \mu_1 q_{n_3,1}^{(m_2+2)}.$$

Proof: It is seen from (18) that we need to compute two parts: $(-\tilde{\mathbf{Q}})^{-1} \mathbf{h}^{(d)}$ and

$\mu_1 \left(-\tilde{\mathbf{Q}} \right)^{-1} \mathbf{e}_1$. Then,

$$\left(-\tilde{\mathbf{Q}} \right)^{-1} \mathbf{h}^{(d)} = \begin{pmatrix} \sum_{l=1}^L q_{1,l}^{(0)} h_l \\ \vdots \\ \sum_{l=1}^L q_{m_1,l}^{(0)} h_l \\ \vdots \\ \sum_{l=1}^L q_{0,l}^{(r)} h_l \\ \vdots \\ \sum_{l=1}^L q_{m_3-r+1,l}^{(r)} h_l \\ \vdots \\ \sum_{l=1}^L q_{m_3-m_2+1,l}^{(m_2+2)} h_l \\ \vdots \\ \sum_{l=1}^L q_{m_3,l}^{(m_2+2)} h_l \end{pmatrix}_{L \times 1}, \quad \mu_1 \left(-\tilde{\mathbf{Q}} \right)^{-1} \mathbf{e}_1 = \mu_1 \begin{pmatrix} q_{1,1}^{(0)} \\ \vdots \\ q_{m_1,1}^{(0)} \\ \vdots \\ q_{0,1}^{(r)} \\ \vdots \\ q_{m_3-r+1,1}^{(r)} \\ \vdots \\ q_{m_3-m_2+1,1}^{(m_2+2)} \\ \vdots \\ q_{m_3,1}^{(m_2+2)} \end{pmatrix}_{L \times 1}.$$

Therefore, a simple computation for the vector $\boldsymbol{\varphi}^{(d)} = \left(-\tilde{\mathbf{Q}} \right)^{-1} \mathbf{h}^{(d)} + \mu_1 \left(-\tilde{\mathbf{Q}} \right)^{-1} \mathbf{e}_1$ can obtain our desired results. This completes the proof. ■

5 Impact of the Service Price

In this section, we study the perturbation realization factor of the continuous-time policy-based Markov process both for the setup policy and for the sleep policy (i.e., they form the asynchronous policy), and analyze how the service price impacts on the perturbation realization factor. To do this, our analysis includes the following three cases: The setup policy, the sleep policy, and the asynchronous policy for a simple summarization. Note that the results given in this section will be useful for establishing the optimal asynchronous dynamic policy of the energy-efficient data center in the later sections.

It is a key in our present analysis that the setup policy and the sleep policy are asynchronous at any time, thus we can discuss the perturbation realization factor under the asynchronous policy from two different computational steps.

5.1 The setup policy

For the performance potential vector $\varphi^{(d)}$ under a constraint condition $g^{(d)}(0, 0, 0) = 1$, we define a perturbation realization factor as

$$G^{(d)}(\mathbf{n}, \mathbf{n}') \stackrel{\text{def}}{=} g^{(d)}(\mathbf{n}') - g^{(d)}(\mathbf{n}), \quad (19)$$

where $\mathbf{n} = (n_1, n_2, n_3)$, $\mathbf{n}' = (n'_1, n'_2, n'_3)$. We can see that $G^{(d)}(\mathbf{n}, \mathbf{n}')$ quantifies the difference between two performance potentials $g^{(d)}(n_1, n_2, n_3)$ and $g^{(d)}(n'_1, n'_2, n'_3)$. It measures the long-run effect on the average profit of the data center when the system state is changed from $\mathbf{n}' = (n'_1, n'_2, n'_3)$ to $\mathbf{n} = (n_1, n_2, n_3)$. For our next discussion, through observing the state space, it is necessary to define some perturbation realization factors as follows:

$$\begin{aligned} G_1^{(d^W)} &\stackrel{\text{def}}{=} g^{(d)}(m_1, i_1, n_3 - i_1) - g^{(d)}(m_1, i_2, n_3 - i_2), \\ G_2^{(d^W)} &\stackrel{\text{def}}{=} g^{(d)}(m_1, 0, n_3) - g^{(d)}(m_1, i_1, n_3 - i_1), \\ G_3^{(d^W)} &\stackrel{\text{def}}{=} g^{(d)}(m_1, 0, n_3) - g^{(d)}(m_1, i_2, n_3 - i_2), \end{aligned} \quad (20)$$

where $0 \leq i_2 < i_1 \leq m_2$ and $n_3 = 0, 1, \dots, m_3$.

It follows from Theorem 2 that

$$\begin{aligned} g^{(d)}(m_1, 0, n_3) &= \sum_{l=1}^L q_{n_3, l}^{(1)} h_l^{(d)} + \mu_1 q_{n_3, 1}^{(1)}, \\ g^{(d)}(m_1, i_1, n_3 - i_1) &= \sum_{l=1}^L q_{n_3 - i_1, l}^{(i_1+1)} h_l^{(d)} + \mu_1 q_{n_3 - i_1, 1}^{(i_1+1)}, \\ g^{(d)}(m_1, i_2, n_3 - i_2) &= \sum_{l=1}^L q_{n_3 - i_2, l}^{(i_2+1)} h_l^{(d)} + \mu_1 q_{n_3 - i_2, 1}^{(i_2+1)}. \end{aligned}$$

To express the perturbation realization factor by means of the service price R , we write

$$A_0 = 0, \quad B_0 = (m_1 P_{1,W} + m_2 P_{2,S}) C_1 > 0;$$

for $1 \leq l \leq l_0$ and $n_1 = 1, 2, \dots, m_1$, $n_2 = n_3 = 0$,

$$A_l = n_1 \mu_1 > 0, \quad B_l = (m_1 P_{1,W} + m_2 P_{2,S}) C_1 + n_1 C_2^{(1)} > 0;$$

for $l_0 + 1 \leq l \leq l_1$, and $n_1 = m_1$, $n_2 = 0$, $n_3 = 1, 2, \dots, m_3$,

$$A_l = m_1 \mu_1 > 0,$$

$$B_l^{(d^W)} = [m_1 P_{1,W} + d_{m_1,0,n_3}^W P_{2,W} + (m_2 - d_{m_1,0,n_3}^W) P_{2,S}] C_1 \\ + [m_1 C_2^{(1)} + n_3 C_2^{(3)}] + d_{m_1,0,n_3}^W C_3^{(1)} > 0;$$

for $l_1 + 1 \leq l \leq l_{m_2+1}$, and $n_1 = m_1$, $n_2 = 1, 2, \dots, m_2$, $n_3 = 0, 1, \dots, m_3 - n_2$,

$$A_l^{(d^S)} = m_1 \mu_1 + (m_2 - d_{m_1,n_2,n_3}^S) \mu_2 > 0,$$

$$B_l^{(d^S)} = [m_1 P_{1,W} + d_{m_1,n_2,n_3}^S P_{2,S} + (m_2 - d_{m_1,n_2,n_3}^S) P_{2,W}] C_1 \\ + [m_1 C_2^{(1)} + n_2 C_2^{(2)} + n_3 C_2^{(3)}] \\ + [n_2 - (m_2 - d_{m_1,n_2,n_3}^S)] C_3^{(2)} + m_1 \mu C_4 > 0.$$

for $l_{m_2+1} + 1 \leq l \leq L$, and $n_1 = m_1$, $n_2 = m_2$, $n_3 = m_3 - m_2 + 1, m_3 - m_2 + 2, \dots, m_3$,

$$A_l = m_1 \mu_1 + m_2 \mu_2 > 0,$$

$$B_l = (m_1 P_{1,W} + m_2 P_{2,W}) C_1 + [m_1 C_2^{(1)} + m_2 C_2^{(2)} + n_3 C_2^{(3)}] \\ + m_1 \mu_1 C_4 + \lambda 1_{\{n_3=m_3\}} C_5 > 0.$$

Then for $1 \leq l \leq l_0$ and $n_1 = 0, 1, \dots, m_1$, $n_2 = n_3 = 0$,

$$f(n_1, 0, 0) = R A_l - B_l;$$

for $l_0 + 1 \leq l \leq l_1$, and $n_1 = m_1$, $n_2 = 0$, $n_3 = 1, 2, \dots, m_3$,

$$f^{(d^W)}(m_1, 0, n_3) = R A_l - B_l^{(d^W)};$$

for $l_1 + 1 \leq l \leq l_{m_2+1}$, and $n_1 = m_1$, $n_2 = 1, 2, \dots, m_2$, $n_3 = 0, 1, \dots, m_3 - n_2$,

$$f^{(d^S)}(m_1, n_2, n_3) = R A_l^{(d^S)} - B_l^{(d^S)};$$

for $l_{m_2+1} + 1 \leq l \leq L$, and $n_1 = m_1$, $n_2 = m_2$, $n_3 = m_3 - m_2 + 1, m_3 - m_2 + 2, \dots, m_3$,

$$f^{(d)}(m_1, m_2, n_3) = R A_l - B_l.$$

Thus we obtain

$$\begin{aligned}
\eta^{\mathbf{d}} &= \boldsymbol{\pi}^{(\mathbf{d})} \mathbf{f}^{(\mathbf{d})} \\
&= \sum_{n_1=0}^{m_1} \pi^{(\mathbf{d})}(n_1, 0, 0) f(n_1, 0, 0) + \sum_{n_3=1}^{m_3} \pi^{(\mathbf{d})}(m_1, 0, n_3) f^{(\mathbf{d}^W)}(m_1, 0, n_3) \\
&\quad + \sum_{n_3=0}^{m_3-n_2} \sum_{n_2=0}^{m_2} \pi^{(\mathbf{d})}(m_1, n_2, n_3) f^{(\mathbf{d}^S)}(m_1, n_2, n_3) \\
&\quad + \sum_{n_3=m_3-m_2+1}^{m_3} \pi^{(\mathbf{d})}(m_1, m_2, n_3) f(m_1, m_2, n_3) \\
&= RD^{(\mathbf{d})} - F^{(\mathbf{d})},
\end{aligned}$$

where

$$D^{(\mathbf{d})} = \sum_{l=0}^{l_1} \pi_l A_l + \sum_{l=l_1+1}^{l_2} \pi_l A_l + \sum_{l=l_2+1}^{l_{m_2+1}} \pi_l A_l^{(\mathbf{d}^S)} + \sum_{l=l_{m_2+1}+1}^L \pi_l A_l > 0,$$

and

$$F^{(\mathbf{d})} = \sum_{l=0}^{l_1} \pi_l B_l + \sum_{l=l_1+1}^{l_2} \pi_l B_l^{(\mathbf{d}^W)} + \sum_{l=l_2+1}^{l_{m_2+1}} \pi_l B_l^{(\mathbf{d}^S)} + \sum_{l=l_{m_2+1}+1}^L \pi_l B_l > 0.$$

It follows from (15) that

$$\mathbf{h}^{(\mathbf{d})} = \begin{pmatrix} h_1^{(\mathbf{d})} \\ \vdots \\ h_{l_0}^{(\mathbf{d})} \\ h_{l_0+1}^{(\mathbf{d}^W)} \\ \vdots \\ h_{l_1}^{(\mathbf{d}^W)} \\ h_{l_1+1}^{(\mathbf{d}^S)} \\ \vdots \\ h_{l_{m_1+1}}^{(\mathbf{d}^S)} \\ h_{l_{m_1+1}+1}^{(\mathbf{d})} \\ \vdots \\ h_L^{(\mathbf{d})} \end{pmatrix} = \begin{pmatrix} R[A_1 - D^{(\mathbf{d})}] - [B_1 - F^{(\mathbf{d})}] \\ \vdots \\ R[A_{l_0} - D^{(\mathbf{d})}] - [B_{l_0} - F^{(\mathbf{d})}] \\ R[A_{l_0+1} - D^{(\mathbf{d})}] - [B_{l_0+1}^{(\mathbf{d}^W)} - F^{(\mathbf{d})}] \\ \vdots \\ R[A_{l_1} - D^{(\mathbf{d})}] - [B_{l_1}^{(\mathbf{d}^W)} - F^{(\mathbf{d})}] \\ R[A_{l_1+1}^{(\mathbf{d}^S)} - D^{(\mathbf{d})}] - [B_{l_1+1}^{(\mathbf{d}^S)} - F^{(\mathbf{d})}] \\ \vdots \\ R[A_{l_{m_1+1}}^{(\mathbf{d}^S)} - D^{(\mathbf{d})}] - [B_{l_{m_1+1}}^{(\mathbf{d}^S)} - F^{(\mathbf{d})}] \\ R[A_{l_{m_1+1}+1} - D^{(\mathbf{d})}] - [B_{l_{m_1+1}+1} - F^{(\mathbf{d})}] \\ \vdots \\ R[A_L - D^{(\mathbf{d})}] - [B_L - F^{(\mathbf{d})}] \end{pmatrix}.$$

If a job finishes its service at a server and leaves this system immediately, then the data center can obtain a fixed revenue (i.e., the service price) R from such a served job.

Now, we study the influence of the service price R on the perturbation realization factor. Note that all the numbers $q_{n,l}^{(r)}$ are positive and are independent of the service price R , while all the numbers $h_l^{(d)}$ are the linear functions of R . We write

$$W_n^{(r)} = \sum_{l=1}^{l_0} q_{n,l}^{(r)} h_l^{(d)} [A_l - D^{(d)}] + \sum_{l=l_0+1}^{l_1} q_{n,l}^{(r)} h_l^{(d)} [A_l - D^{(d)}] \\ + \sum_{l=l_1+1}^{l_{m_2+1}} q_{n,l}^{(r)} h_l^{(d)} [A_l^{(d^S)} - D^{(d)}] + \sum_{l=l_{m_2+1}+1}^L q_{n,l}^{(r)} h_l^{(d)} [A_l - D^{(d)}] + \mu_1 q_{n,1}^{(r)}$$

and

$$V_n^{(r)} = \sum_{l=1}^{l_0} q_{n,l}^{(r)} h_l^{(d)} [B_l - F^{(d)}] + \sum_{l=l_0+1}^{l_1} q_{n,l}^{(r)} h_l^{(d)} [B_l^{(d^W)} - F^{(d)}] \\ + \sum_{l=l_1+1}^{l_{m_2+1}} q_{n,l}^{(r)} h_l^{(d)} [B_l^{(d^S)} - F^{(d)}] + \sum_{l=l_{m_2+1}+1}^L q_{n,l}^{(r)} h_l^{(d)} [B_l - F^{(d)}],$$

then for $i_1, i_2 = 0, 1, \dots, m_2$, we obtain

$$G_1^{(d^W)} = R [W_{n_3-i_1}^{(i_1+1)} - W_{n_3-i_2}^{(i_2+1)}] - [V_{n_3-i_1}^{(i_1+1)} - V_{n_3-i_2}^{(i_2+1)}], \\ G_2^{(d^W)} = R [W_{n_3}^{(1)} - W_{n_3-i_1}^{(i_1+1)}] - [V_{n_3}^{(1)} - V_{n_3-i_1}^{(i_1+1)}], \\ G_3^{(d^W)} = R [W_{n_3}^{(1)} - W_{n_3-i_2}^{(i_2+1)}] - [V_{n_3}^{(1)} - V_{n_3-i_2}^{(i_2+1)}]. \quad (21)$$

Now, we define

$$G^{(d^W)} = m_1 \mu_1 G_1^{(d^W)} - i_1 \mu_2 (G_2^{(d^W)} + \beta_1) + i_2 \mu_2 (G_3^{(d^W)} + \beta_1),$$

where β_1 is defined as

$$\beta_1 = \frac{(P_{2,W} - P_{2,S}) C_1 + C_3^{(1)}}{\mu_2}.$$

From later discussion in Section 6, we will see that $G^{(d^W)}$ plays a fundamental role in the performance optimization of data centers and the sign of $G^{(d^W)}$ directly determines the selection of decision actions, as shown in (39) later. To this end, we analyze how the service price impacts on $G^{(d^W)}$ as follows.

Substituting (21) into the linear equation $G^{(d^W)} = 0$, we obtain

$$\left[(m_1 \mu_1 + i_1 \mu_2) W_{n_3-i_1}^{(i_1+1)} - (m_1 \mu_1 + i_2 \mu_2) W_{n_3-i_2}^{(i_2+1)} - (i_1 - i_2) \mu_2 W_{n_3}^{(1)} \right] R = \\ (m_1 \mu_1 + i_1 \mu_2) V_{n_3-i_1}^{(i_1+1)} - (m_1 \mu_1 + i_2 \mu_2) V_{n_3-i_2}^{(i_2+1)} - \left[(i_1 - i_2) \mu_2 (V_{n_3}^{(1)} - \beta_1) \right]. \quad (22)$$

Thus the unique solution of the price R in (22) is given by

$$\mathfrak{R}^{(d^W)}(i_1, i_2) = \frac{\varphi(i_1) V_{n_3-i_1}^{(i_1+1)} - \varphi(i_2) V_{n_3-i_2}^{(i_2+1)} - \left[\psi(i_1, i_2) (V_{n_3}^{(1)} - \beta_1) \right]}{\varphi(i_1) W_{n_3-i_1}^{(i_1+1)} - \varphi(i_2) W_{n_3-i_2}^{(i_2+1)} - \psi(i_1, i_2) W_{n_3}^{(1)}}, \quad (23)$$

where $\varphi(i_1) = m_1\mu_1 + i_1\mu_2$, $\varphi(i_2) = m_1\mu_1 + i_2\mu_2$ and $\psi(i_1, i_2) = (i_1 - i_2)\mu_2$.

It is easy to see that (a) if $R \geq \mathfrak{R}^{(d^W)}(i_1, i_2)$, then $G^{(d^W)} \geq 0$; and (b) if $R \leq \mathfrak{R}^{(d^W)}(i_1, i_2)$, then $G^{(d^W)} \leq 0$.

In the energy-efficient data center, we define two critical values, related to the service price, as

$$R_H^W = \max_{d \in \mathcal{D}} \left\{ 0, \mathfrak{R}^{(d^W)}(1, 0), \mathfrak{R}^{(d^W)}(2, 0), \dots, \mathfrak{R}^{(d^W)}(m_2, m_2 - 1) \right\} \quad (24)$$

and

$$R_L^W = \min_{d \in \mathcal{D}} \left\{ \mathfrak{R}^{(d^W)}(1, 0), \mathfrak{R}^{(d^W)}(2, 0), \dots, \mathfrak{R}^{(d^W)}(m_2, m_2 - 1) \right\}. \quad (25)$$

The following proposition uses the two critical values related to the service price to provide a key condition whose purpose is to establish a sensitivity-based optimization framework of the energy-efficient data center in our later study. Also, this proposition will be useful in the next section for studying the monotonicity of the energy-efficient policies.

Proposition 1 (1) If $R \geq R_H^W$, then for any $d \in \mathcal{D}$ and for each couple (i_1, i_2) with $0 \leq i_2 < i_1 \leq m_2$, we have

$$G^{(d^W)} \geq 0. \quad (26)$$

(2) If $0 \leq R \leq R_L^W$, then for any $d \in \mathcal{D}$ and for each couple (i_1, i_2) with $0 \leq i_2 < i_1 \leq m_2$, we have

$$G^{(d^W)} \leq 0. \quad (27)$$

Proof: (1) For any $d \in \mathcal{D}$ and for each couple (i_1, i_2) with $0 \leq i_2 < i_1 \leq m_2$, since $R \geq R_H^W$ and $R_H^W = \max_{d \in \mathcal{D}} \left\{ 0, \mathfrak{R}^{(d^W)}(1, 0), \mathfrak{R}^{(d^W)}(2, 0), \dots, \mathfrak{R}^{(d^W)}(m_2, m_2 - 1) \right\}$, this gives

$$R \geq \mathfrak{R}^{(d)}(i_1, i_2),$$

this makes that $G^{(d^W)} \geq 0$.

(2) For any $d \in \mathcal{D}$ and for each couple (i_1, i_2) with $0 \leq i_2 < i_1 \leq m_2$, if $0 \leq R \leq R_L^W$, we get

$$R \leq \mathfrak{R}^{(d)}(i_1, i_2),$$

this gives that $G^{(d^W)} \leq 0$. This completes the proof. ■

5.2 The sleep policy

The analysis for the sleep policy is similar to that of the setup policy given in the above subsection, hence here we shall provide only a simple discussion.

We define the perturbation realization factor for sleep policy as follows:

$$\begin{aligned} G_1^{(d^S)} &\stackrel{\text{def}}{=} g^{(d)}(m_1, j_2, n_3 + n_2 - j_2) - g^{(d)}(m_1, j_1, n_3 + n_2 - j_1), \\ G_2^{(d^S)} &\stackrel{\text{def}}{=} g^{(d)}(m_1, n_2, n_3) - g^{(d)}(m_1, j_1, n_3 + n_2 - j_1), \\ G_3^{(d^S)} &\stackrel{\text{def}}{=} g^{(d)}(m_1, n_2, n_3) - g^{(d)}(m_1, j_2, n_3 + n_2 - j_2), \end{aligned} \quad (28)$$

where $0 \leq j_2 < j_1 \leq n_2, n_2 = 0, 1, \dots, m_2$ and $n_3 = 0, 1, \dots, m_3$.

It follows from Theorem 2 that

$$\begin{aligned} g^{(d)}(m_1, n_2, n_3) &= \sum_{l=1}^L q_{n_3, l}^{(n_2+1)} h_l^{(d)} + \mu_1 q_{n_3, 1}^{(n_2+1)}, \\ g^{(d)}(m_1, j_1, n_3 + n_2 - j_1) &= \sum_{l=1}^L q_{n_3+n_2-j_1, l}^{(j_1+1)} h_l^{(d)} + \mu_1 q_{n_3+n_2-j_1, 1}^{(j_1+1)}, \\ g^{(d)}(m_1, j_2, n_3 + n_2 - j_2) &= \sum_{l=1}^L q_{n_3+n_2-j_2, l}^{(j_2+1)} h_l^{(d)} + \mu_1 q_{n_3+n_2-j_2, 1}^{(j_2+1)}. \end{aligned}$$

Similarly, to express the perturbation realization factor by means of the service price R , we write

$$G^{(d^S)} = m_1 \mu_1 G_1^{(d^S)} + j_1 \mu_2 \left(G_2^{(d^S)} + \beta_2 \right) - j_2 \mu_2 \left(G_3^{(d^S)} + \beta_2 \right)$$

where

$$\begin{aligned} G_1^{(d^S)} &= R \left[W_{n_3+n_2-j_2}^{(j_2+1)} - W_{n_3+n_2-j_1}^{(j_1+1)} \right] - \left[V_{n_3+n_2-j_2}^{(j_2+1)} - V_{n_3+n_2-j_1}^{(j_1+1)} \right], \\ G_2^{(d^S)} &= R \left[W_{n_3}^{(n_2+1)} - W_{n_3+n_2-j_1}^{(j_1+1)} \right] - \left[V_{n_3}^{(n_2+1)} - V_{n_3+n_2-j_1}^{(j_1+1)} \right], \\ G_3^{(d^S)} &= R \left[W_{n_3}^{(n_2+1)} - W_{n_3+n_2-j_2}^{(j_2+1)} \right] - \left[V_{n_3}^{(n_2+1)} - V_{n_3+n_2-j_2}^{(j_2+1)} \right], \end{aligned} \quad (29)$$

and

$$\beta_2 = -R + \frac{(P_{2,W} - P_{2,S}) C_1 - C_3^{(2)}}{\mu_2}.$$

Now, we analyze how the service price impacts on $G^{(d^S)}$ as follows. Substituting (29) into

the linear equation $G^{(\mathbf{d}^S)} = 0$, we obtain

$$\begin{aligned} & \left[(m_1\mu_1 + j_1\mu_2) W_{n_3+n_2-j_1}^{(j_1+1)} - (m_1\mu_1 + j_2\mu_2) W_{n_3+n_2-j_2}^{(j_2+1)} - (j_1 - j_2) \mu_2 W_{n_3}^{(n_2+1)} \right] R = \\ & (m_1\mu_1 + j_1\mu_2) V_{n_3+n_2-j_1}^{(j_1+1)} - (m_1\mu_1 + j_2\mu_2) V_{n_3+n_2-j_2}^{(j_2+1)} - \left[(j_1 - j_2) \mu_2 \left(V_{n_3}^{(n_2+1)} - \beta_2 \right) \right]. \end{aligned} \quad (30)$$

Then the unique solution of the price R in (30) is given by

$$\mathfrak{R}^{(\mathbf{d}^S)}(j_1, j_2) = \frac{\varphi(j_1) V_{n_3+n_2-j_1}^{(j_1+1)} - \varphi(j_2) V_{n_3+n_2-j_2}^{(j_2+1)} - \left[\psi(j_1, j_2) \left(V_{n_3}^{(n_2+1)} - \beta_2 \right) \right]}{\varphi(j_1) W_{n_3+n_2-j_1}^{(j_1+1)} - \varphi(j_2) W_{n_3+n_2-j_2}^{(j_2+1)} - \psi(j_1, j_2) \mu_2 W_{n_3}^{(n_2+1)}}. \quad (31)$$

It is easy to see that (a) if $R \geq \mathfrak{R}^{(\mathbf{d}^S)}(j_1, j_2)$, then $G^{(\mathbf{d}^S)} \geq 0$; and (b) if $R \leq \mathfrak{R}^{(\mathbf{d}^S)}(j_1, j_2)$, then $G^{(\mathbf{d}^S)} \leq 0$.

In the energy-efficient data center, we relate to the service price and define two critical values as

$$R_H^S = \max_{\mathbf{d}^S \in \mathcal{D}} \left\{ 0, \mathfrak{R}^{(\mathbf{d}^S)}(1, 0), \mathfrak{R}^{(\mathbf{d}^S)}(2, 0), \dots, \mathfrak{R}^{(\mathbf{d}^S)}(m_2, m_2 - 1) \right\} \quad (32)$$

and

$$R_L^S = \min_{\mathbf{d}^S \in \mathcal{D}} \left\{ \mathfrak{R}^{(\mathbf{d}^S)}(1, 0), \mathfrak{R}^{(\mathbf{d}^S)}(2, 0), \dots, \mathfrak{R}^{(\mathbf{d}^S)}(m_2, m_2 - 1) \right\}. \quad (33)$$

The following proposition is similar to Proposition 1, thus its proof is omitted here.

Proposition 2 (1) If $R \geq R_H^S$, then for any $\mathbf{d} \in \mathcal{D}$ and for each couple (j_1, j_2) with $0 \leq j_2 < j_1 \leq n_2$, we have

$$G^{(\mathbf{d}^S)} \geq 0.$$

(2) If $0 \leq R \leq R_L^S$, then for any $\mathbf{d} \in \mathcal{D}$ and for each couple (j_1, j_2) with $0 \leq j_2 < j_1 \leq n_2$, we have

$$G^{(\mathbf{d}^S)} \leq 0.$$

5.3 The asynchronous policy

From the Propositions 1 and 2, we relate to the service price and define two new critical values as

$$\begin{aligned} R_H &= \max \{ R_H^W, R_H^S \}, \\ R_L &= \min \{ R_L^W, R_L^S \}. \end{aligned} \quad (34)$$

The following theory provide a simple summarization from Propositions 1 and 2, and it will be useful for studying monotonicity and optimality of the asynchronous dynamic policy.

Theorem 3 (1) *If $R \geq R_H$, then for any asynchronous policy $\mathbf{d} \in \mathcal{D}$, we have*

$$G^{(\mathbf{d}^W)} \geq 0 \text{ and } G^{(\mathbf{d}^S)} \geq 0.$$

(2) *If $0 \leq R \leq R_L$, then for any asynchronous policy $\mathbf{d} \in \mathcal{D}$, we have*

$$G^{(\mathbf{d}^W)} \leq 0 \text{ and } G^{(\mathbf{d}^S)} \leq 0.$$

6 Monotonicity and Optimality

In this section, we use the Poisson equation to derive a useful performance difference equation, and discuss monotonicity and optimality of the long-run average profit of the energy-efficient data center with respect to the setup policy, the sleep policy, and the asynchronous policy, respectively. Based on this, we can give the optimal asynchronous policy of the energy-efficient data center.

For any given asynchronous policy $\mathbf{d} \in \mathcal{D}$, the continuous-time policy-based Markov process $\{\mathbf{X}^{(\mathbf{d})}(t) : t \geq 0\}$ with infinitesimal generator $\mathbf{Q}^{(\mathbf{d})}$ given in (2) is irreducible, aperiodic and positive recurrent. Therefore, by using a similar analysis to Ma et al. [32], the long-run average profit of the data center is given by

$$\eta^{\mathbf{d}} = \boldsymbol{\pi}^{(\mathbf{d})} \mathbf{f}^{(\mathbf{d})},$$

and the Poisson equation is written as

$$\mathbf{Q}^{(\mathbf{d})} \mathbf{g}^{(\mathbf{d})} = \eta^{\mathbf{d}} \mathbf{e} - \mathbf{f}^{(\mathbf{d})}.$$

For State (n_1, n_2, n_3) , it is seen from (2) that the asynchronous policy \mathbf{d} directly affects not only the elements of the infinitesimal generator $\mathbf{Q}^{(\mathbf{d})}$ but also the reward function $\mathbf{f}^{(\mathbf{d})}$. That is, if the asynchronous policy \mathbf{d} changes, then the infinitesimal generator $\mathbf{Q}^{(\mathbf{d})}$ and the reward function $\mathbf{f}^{(\mathbf{d})}$ will have their corresponding changes. To express such a change mathematically, we take two different asynchronous policies \mathbf{d} and \mathbf{d}' , both of which correspond to their infinitesimal generators $\mathbf{Q}^{(\mathbf{d})}$ and $\mathbf{Q}^{(\mathbf{d}')}$, and to their reward functions $\mathbf{f}^{(\mathbf{d})}$ and $\mathbf{f}^{(\mathbf{d}')}$.

The following lemma provides a useful equation for the difference $\eta^{\mathbf{d}'} - \eta^{\mathbf{d}}$ of the long-run average performances $\eta^{\mathbf{d}}$ and $\eta^{\mathbf{d}'}$ for any two asynchronous policies $\mathbf{d}, \mathbf{d}' \in \mathcal{D}$. Here, we only restate it without proof, while reader may refer to Ma et al. [32] for more details.

Lemma 1 *For any two asynchronous policies $\mathbf{d}, \mathbf{d}' \in \mathcal{D}$, we have*

$$\eta^{\mathbf{d}'} - \eta^{\mathbf{d}} = \pi^{(\mathbf{d}')} \left[\left(\mathbf{Q}^{(\mathbf{d}')} - \mathbf{Q}^{(\mathbf{d})} \right) \mathbf{g}^{(\mathbf{d})} + \left(\mathbf{f}^{(\mathbf{d}')} - \mathbf{f}^{(\mathbf{d})} \right) \right]. \quad (35)$$

Now, we describe the first role played by the performance difference, in which we set up a partial order relation in the policy set \mathcal{D} so that the optimal asynchronous policy in the finite set \mathcal{D} can be found by means of finite comparisons. Based on the performance difference $\eta^{\mathbf{d}'} - \eta^{\mathbf{d}}$ for any two asynchronous policies $\mathbf{d}, \mathbf{d}' \in \mathcal{D}$, we can set up a partial order in the policy set \mathcal{D} as follows. We write $\mathbf{d}' \succ \mathbf{d}$ if $\eta^{\mathbf{d}'} > \eta^{\mathbf{d}}$; $\mathbf{d}' \approx \mathbf{d}$ if $\eta^{\mathbf{d}'} = \eta^{\mathbf{d}}$; $\mathbf{d}' \prec \mathbf{d}$ if $\eta^{\mathbf{d}'} < \eta^{\mathbf{d}}$. Also, we write $\mathbf{d}' \succeq \mathbf{d}$ if $\eta^{\mathbf{d}'} \geq \eta^{\mathbf{d}}$; $\mathbf{d}' \preceq \mathbf{d}$ if $\eta^{\mathbf{d}'} \leq \eta^{\mathbf{d}}$. By using this partial order, our research target is to find an optimal asynchronous policy $\mathbf{d}^* \in \mathcal{D}$ such that $\mathbf{d}^* \succeq \mathbf{d}$ for any asynchronous policy $\mathbf{d} \in \mathcal{D}$, or

$$\mathbf{d}^* = \arg \max_{\mathbf{d} \in \mathcal{D}} \left\{ \eta^{\mathbf{d}} \right\}.$$

Note that the policy set \mathcal{D} and the state space Ω are both finite, thus an enumeration method is feasible for finding the optimal energy-efficient asynchronous policy \mathbf{d}^* in the policy set \mathcal{D} . Since

$$\begin{aligned} \mathcal{D} = \{ & \mathbf{d} = \mathbf{d}^W \boxtimes \mathbf{d}^S : d_{m_1, 0, n_3}^W \in \{0, 1, \dots, m_2\} \text{ for } 1 \leq n_3 \leq m_3; \\ & d_{m_1, n_2, n_3}^S \in \{m_2 - n_2, m_2 - n_2 + 1, \dots, m_2\} \\ & \text{for } (m_1, n_2, n_3) \in \Omega_2 \cup \Omega_3 \cup \dots \cup \Omega_{m_2+1} \}. \end{aligned}$$

It is seen that the policy set \mathcal{D} contains $(m_2 + 1)^{m_3} \times 2^{m_3} \times 3^{m_3-1} \times \dots \times (m_2 + 1)^{m_2+1}$ elements so that the enumeration method find to the optimal policy will require a huge enumeration workload. However, our following work will be able to greatly reduce the number of searching the optimal asynchronous policy \mathbf{d}^* by means of the sensitivity-based optimization theory.

Now, we discuss the monotonicity of the long-run average profit $\eta^{\mathbf{d}}$ with respect to any asynchronous policy \mathbf{d} under the different service prices. Since the setup and sleep policies \mathbf{d}^W and \mathbf{d}^S occur asynchronously and they will not interact at any time, thus we can respectively study impact of the policies \mathbf{d}^W and \mathbf{d}^S on the long-run average profit

$\eta^{\mathbf{d}}$. To this end, in what follows we shall discuss three different cases: $R \geq R_H$, $R \leq R_L$ and $R_L \leq R \leq R_H$.

6.1 The service price $R \geq R_H$

In the case of $R \geq R_H$, we discuss the monotonicity and optimality with respect to three different policies: The setup policy, the sleep policy and the asynchronous policy, respectively.

6.1.1 The setup policy with $R \geq R_H^W$

The following theorem analyzes the right half part of the unimodal structure (see Fig. 2) of the long-run average profit $\eta^{\mathbf{d}}$ with respect to the setup policy either $d_{m_1,0,n_3}^W \in \{n_3, n_3 + 1, \dots, m_2\}$ if $n_3 \leq m_2$ or $d_{m_1,0,n_3}^W = m_2$ if $n_3 > m_2$.

Theorem 4 *For any setup policy \mathbf{d}^W with $\mathbf{d}^W \boxtimes \mathbf{d}^S \in \mathcal{D}$ and for each $n_3 = 1, 2, \dots, m_3$, the long-run average profit $\eta^{\mathbf{d}^W \boxtimes \mathbf{d}^S}$ is linearly increasing with respect to the setup policy either $d_{m_1,0,n_3}^W \in \{n_3, n_3 + 1, \dots, m_2\}$ if $n_3 \leq m_2$ or $d_{m_1,0,n_3}^W = m_2$ if $n_3 > m_2$.*

Proof: For each $n_3 = 1, 2, \dots, m_3$, we consider two interrelated policies $\mathbf{d}^W \boxtimes \mathbf{d}^S, \mathbf{d}^{W'} \boxtimes \mathbf{d}^S \in \mathcal{D}$ as follows.

$$\begin{aligned} \mathbf{d}^W &= \left(d_{m_1,0,1}^W, d_{m_1,0,2}^W, \dots, d_{m_1,0,n_3-1}^W, \underline{d_{m_1,0,n_3}^W}, d_{m_1,0,n_3+1}^W, \dots, d_{m_1,0,m_3}^W \right), \\ \mathbf{d}^{W'} &= \left(d_{m_1,0,1}^W, d_{m_1,0,2}^W, \dots, d_{m_1,0,n_3-1}^W, \underline{n_3 \wedge m_2}, d_{m_1,0,n_3+1}^W, \dots, d_{m_1,0,m_3}^W \right), \end{aligned}$$

where $d_{m_1,0,n_3}^W \leq n_3 \wedge m_2$. It is seen that the two policies $\mathbf{d}^W, \mathbf{d}^{W'}$ have one difference only between their corresponding decision elements $d_{m_1,0,n_3}^W$ and $n_3 \wedge m_2$. In this case, it is seen from Theorem 1 that $\mathbf{Q}(\mathbf{d}^W \boxtimes \mathbf{d}^S) = \mathbf{Q}(\mathbf{d}^{W'} \boxtimes \mathbf{d}^S)$ and $\pi(\mathbf{d}^W \boxtimes \mathbf{d}^S) = \pi(\mathbf{d}^{W'} \boxtimes \mathbf{d}^S)$. Also, it is easy to check from (4) to (7) that

$$\begin{aligned} \mathbf{f}(\mathbf{d}) - \mathbf{f}(\mathbf{d}') &= \\ &= \left(0, 0, \dots, 0, - \underline{(d_{m_1,0,n_3}^W - n_3 \wedge m_2) \left[(P_{2,W} - P_{2,S}) C_1 + C_3^{(1)} \right]}, 0, \dots, 0 \right)^T. \end{aligned}$$

Thus, it follows from Lemma 1 that

$$\begin{aligned}
& \eta^{\mathbf{d}^W \boxtimes \mathbf{d}^S} - \eta^{\mathbf{d}^{W'} \boxtimes \mathbf{d}^S} \\
&= \pi(\mathbf{d}^W \boxtimes \mathbf{d}^S) \left[\left(\mathbf{Q}(\mathbf{d}^W \boxtimes \mathbf{d}^S) - \mathbf{Q}(\mathbf{d}^{W'} \boxtimes \mathbf{d}^S) \right) \mathbf{g}(\mathbf{d}^{W'} \boxtimes \mathbf{d}^S) + \left(\mathbf{f}(\mathbf{d}^W) - \mathbf{f}(\mathbf{d}^{W'}) \right) \right] \\
&= -\pi(\mathbf{d}^W \boxtimes \mathbf{d}^S) (m_1, 0, n_3) (d_{m_1,0,n_3}^W - n_3 \wedge m_2) \left[(P_{2,W} - P_{2,S}) C_1 + C_3^{(1)} \right]
\end{aligned}$$

or

$$\begin{aligned}
\eta^{\mathbf{d}^W \boxtimes \mathbf{d}^S} &= \eta^{\mathbf{d}^{W'} \boxtimes \mathbf{d}^S} - \pi(\mathbf{d}^W \boxtimes \mathbf{d}^S) (m_1, 0, n_3) (d_{m_1,0,n_3}^W - n_3 \wedge m_2) \\
&\quad \times \left[(P_{2,W} - P_{2,S}) C_1 + C_3^{(1)} \right].
\end{aligned} \tag{36}$$

Since $\pi(\mathbf{d}^W \boxtimes \mathbf{d}^S) = \pi(\mathbf{d}^{W'} \boxtimes \mathbf{d}^S)$, it is easy to see that $\pi(\mathbf{d}^W \boxtimes \mathbf{d}^S) (m_1, 0, n_3) = \pi(\mathbf{d}^{W'} \boxtimes \mathbf{d}^S) (m_1, 0, n_3)$ can be determined by $d_{m_1,0,n_3}^{W'} - n_3 \wedge m_2$. This indicates that $\pi(\mathbf{d}^W \boxtimes \mathbf{d}^S) (m_1, 0, n_3)$ is irrelevant to the decision element $d_{m_1,0,n_3}^W$. Also, note that $\eta^{\mathbf{d}^{W'} \boxtimes \mathbf{d}^S}$ is irrelevant to the decision element $d_{m_1,0,n_3}^W$, and $P_{2,W} - P_{2,S}$, C_1 and $C_3^{(1)}$ are all positive constants, thus it is easy to see from (36) that the long-run average profit $\eta^{\mathbf{d}^W \boxtimes \mathbf{d}^S}$ is linearly decreasing with respect to each decision element $d_{m_1,0,n_3}^W$ for $d_{m_1,0,n_3}^W \in \{(n_3 + 1) \wedge m_2, (n_3 + 2) \wedge m_2, \dots, m_2\}$. It's worth noting that if $m_2 \leq n_3 \leq m_3$, then $d_{m_1,0,n_3}^W \in \{m_2, m_2, \dots, m_2\}$. This completes the proof. ■

In what follows we discuss the left half part of the unimodal structure (see Fig. 2) of the long-run average profit $\eta^{\mathbf{d}}$ with respect to each decision element $d_{m_1,0,n_3}^W = 0, 1, \dots, n_3$ if $n_3 < m_2$. Compared to analysis of its right half part, our discussion for the left half part is a little bit complicated.

Let the optimal setup policy $\mathbf{d}^{W*} = \arg \max_{\mathbf{d}^W \boxtimes \mathbf{d}^S \in \mathcal{D}} \left\{ \eta^{\mathbf{d}^W \boxtimes \mathbf{d}^S} \right\}$ be

$$\mathbf{d}^{W*} = \left(d_{m_1,0,1}^{W*}, d_{m_1,0,2}^{W*}, \dots, d_{m_1,0,m_3}^{W*} \right).$$

Then it is seen from Theorem 4 that $d_{m_1,0,n_3}^{W*} \in \{0, 1, \dots, n_3\}$ for $1 \leq n_3 \leq m_2$ and $d_{m_1,0,n_3}^{W*} \in \{0, 1, \dots, m_2\}$ for $m_2 \leq n_3 \leq m_3$.

Hence, Theorem 4 makes the area of finding the optimal setup policy \mathbf{d}^{W*} from a large set $\{0, 1, \dots, m_2\}^{m_3}$ to a greatly shrunken area $\{0, 1\} \times \{0, 1, 2\} \times \dots \times \{0, 1, \dots, m_2 - 1\} \times \{0, 1, \dots, m_2\}^{m_3 - m_2 + 1}$.

To find the optimal setup policy \mathbf{d}^{W*} , we consider two setup policies with an interre-

lated structure as follows.

$$\begin{aligned}\mathbf{d}^W &= \left(d_{m_1,0,1}^W, \dots, d_{m_1,0,n_3-1}^W, \underline{d_{m_1,0,n_3}^W}, d_{m_1,0,n_3+1}^W, \dots, d_{m_1,0,m_2}^W, \dots, d_{m_1,0,m_3}^W \right), \\ \mathbf{d}^{W'} &= \left(d_{m_1,0,1}^W, \dots, d_{m_1,0,n_3-1}^W, \underline{d_{m_1,0,n_3}^{W'}}, d_{m_1,0,n_3+1}^W, \dots, d_{m_1,0,m_2}^W, \dots, d_{m_1,0,m_3}^W \right),\end{aligned}$$

where $d_{m_1,0,n_3}^{W'} = i_1 > d_{m_1,0,n_3}^W = i_2$, and $d_{m_1,0,n_3}^W, d_{m_1,0,n_3}^{W'} \in \{1, 2, \dots, n_3 \wedge m_2\}$. It is easy to check from (2) that

$$\mathbf{Q}(\mathbf{d}^{W'} \boxtimes \mathbf{d}^S) - \mathbf{Q}(\mathbf{d}^W \boxtimes \mathbf{d}^S) = \begin{pmatrix} 0 & & 0 & & 0 & & \\ & \ddots & & \ddots & & \ddots & \\ & & 0 & & 0 & & 0 \\ & & -(i_1 - i_2)\mu_2 & \cdots & -(m_1\mu_1 + i_2\mu_2) & \cdots & m_1\mu_1 + i_1\mu_2 \\ & & 0 & & 0 & & 0 \\ & & & \ddots & & \ddots & \ddots \\ & & & & 0 & & 0 & 0 \end{pmatrix}. \quad (37)$$

On the other hand, from the reward functions given in (5), it is seen that for $n_3 = 1, 2, \dots, m_2$, and $d_{m_1,0,n_3}^W \in \{0, 1, \dots, n_3\}$,

$$\begin{aligned}f(\mathbf{d}^W)(m_1, 0, n_3) &= - \left[(P_{2,W} - P_{2,S}) C_1 + C_3^{(1)} \right] d_{m_1,0,n_3}^W \\ &\quad + Rm_1\mu_1 - (m_1P_{1,W} + m_2P_{2,S}) C_1 - \left[m_1C_2^{(1)} + n_3C_2^{(3)} \right]\end{aligned}$$

and

$$\begin{aligned}f(\mathbf{d}^{W'})(m_1, 0, n_3) &= - \left[(P_{2,W} - P_{2,S}) C_1 + C_3^{(1)} \right] d_{m_1,0,n_3}^{W'} \\ &\quad + Rm_1\mu_1 - (m_1P_{1,W} + m_2P_{2,S}) C_1 - \left[m_1C_2^{(1)} + n_3C_2^{(3)} \right].\end{aligned}$$

Hence, we have

$$\mathbf{f}(\mathbf{d}^{W'}) - \mathbf{f}(\mathbf{d}^W) = (0, 0, \dots, 0, -(i_2 - i_1)\mu_2\beta_1, 0, \dots, 0)^T, \quad (38)$$

We write that

$$\eta^{\mathbf{d}}|_{d_{m_1,0,n_3}^W=i} = \boldsymbol{\pi}^{(\mathbf{d})}|_{d_{m_1,0,n_3}^W=i} \cdot \mathbf{f}^{(\mathbf{d})}|_{d_{m_1,0,n_3}^W=i}.$$

The following theorem discusses the left half part (see Fig. 2) of the unimodal structure of the long-run average profit $\eta^{\mathbf{d}^W \boxtimes \mathbf{d}^S}$ with respect to each decision element $d_{m_1,0,n_3}^W \in \{0, 1, \dots, m_2\}$.

Theorem 5 If $R \geq R_H^W$, then for any setup policy \mathbf{d}^W with $\mathbf{d}^W \boxtimes \mathbf{d}^S \in \mathcal{D}$ and for each $n_3 = 1, 2, \dots, m_2$, the long-run average profit $\eta^{\mathbf{d}^W \boxtimes \mathbf{d}^S}$ is strictly monotone increasing with respect to each decision element $d_{m_1,0,n_3}^W$ for $d_{m_1,0,n_3}^W \in \{0, 1, \dots, n_3\}$ with $1 \leq n_3 \leq m_2$.

Proof: For each $n_3 = 1, 2, \dots, m_2$, we consider two setup policies with an interrelated structure as follows:

$$\begin{aligned}\mathbf{d}^W &= \left(d_{m_1,0,1}^W, \dots, d_{m_1,0,n_3-1}^W, \underline{d_{m_1,0,n_3}^W}, d_{m_1,0,n_3+1}^W, \dots, d_{m_1,0,m_2}^W, \dots, d_{m_1,0,m_3}^W \right), \\ \mathbf{d}^{W'} &= \left(d_{m_1,0,1}^W, \dots, d_{m_1,0,n_3-1}^W, \underline{d_{m_1,0,n_3}^{W'}}, d_{m_1,0,n_3+1}^W, \dots, d_{m_1,0,m_2}^W, \dots, d_{m_1,0,m_3}^W \right),\end{aligned}$$

where $d_{m_1,0,n_3}^{W'} = i_1 > d_{m_1,0,n_3}^W = i_2$, and $d_{m_1,0,n_3}^W, d_{m_1,0,n_3}^{W'} \in \{0, 1, \dots, n_3\}$. Applying Lemma 1, it follows from (37) and (38) that

$$\begin{aligned}& \eta^{\mathbf{d}^{W'} \boxtimes \mathbf{d}^S} - \eta^{\mathbf{d}^W \boxtimes \mathbf{d}^S} \\ &= \pi^{\left(\mathbf{d}^{W'} \boxtimes \mathbf{d}^S\right)} \left[\left(\mathbf{Q}^{\left(\mathbf{d}^{W'} \boxtimes \mathbf{d}^S\right)} - \mathbf{Q}^{\left(\mathbf{d}^W \boxtimes \mathbf{d}^S\right)} \right) \mathbf{g}^{(\mathbf{d})} + \left(\mathbf{f}^{\left(\mathbf{d}^{W'}\right)} - \mathbf{f}^{\left(\mathbf{d}^W\right)} \right) \right] \\ &= \pi^{\left(\mathbf{d}^{W'} \boxtimes \mathbf{d}^S\right)} (m_1, 0, n_3) \left[- (i_1 - i_2) \mu_2 g^{(\mathbf{d})} (m_1, 0, n_3) \right. \\ &\quad \left. - (m_1 \mu_1 + i_2 \mu_2) g^{(\mathbf{d})} (m_1, i_2, n_3 - i_2) \right. \\ &\quad \left. + (m_1 \mu_1 + i_1 \mu_2) g^{(\mathbf{d})} (m_1, i_1, n_3 - i_1) - (i_1 - i_2) \beta_1 \right] \\ &= \pi^{\left(\mathbf{d}^{W'} \boxtimes \mathbf{d}^S\right)} (m_1, 0, n_3) \left[m_1 \mu_1 G_1^{(\mathbf{d}^W)} - i_1 \mu_2 \left(G_2^{(\mathbf{d}^W)} + \beta_1 \right) \right. \\ &\quad \left. + i_2 \mu_2 \left(G_3^{(\mathbf{d}^W)} + \beta_1 \right) \right] \\ &= \pi^{\left(\mathbf{d}^{W'} \boxtimes \mathbf{d}^S\right)} (m_1, 0, n_3) G^{(\mathbf{d}^W)}.\end{aligned}\tag{39}$$

If $R \geq R_H^W$, then it is seen from Proposition 1 that $G^{(\mathbf{d}^W)} \geq 0$. Thus, we get that for the two policies $\mathbf{d}^W \boxtimes \mathbf{d}^S, \mathbf{d}^{W'} \boxtimes \mathbf{d}^S \in \mathcal{D}$ with $d_{m_1,0,n_3}^{W'} > d_{m_1,0,n_3}^W$ and $d_{m_1,0,n_3}^W, d_{m_1,0,n_3}^{W'} \in \{0, 1, \dots, n_3\}$,

$$\eta^{\mathbf{d}^{W'} \boxtimes \mathbf{d}^S} > \eta^{\mathbf{d}^W \boxtimes \mathbf{d}^S}.$$

This shows that

$$\eta^{\mathbf{d}}|_{d_{m_1,0,n_3}^W=1} < \eta^{\mathbf{d}}|_{d_{m_1,0,n_3}^W=2} < \dots < \eta^{\mathbf{d}}|_{d_{m_1,0,n_3}^W=n_3-1} < \eta^{\mathbf{d}}|_{d_{m_1,0,n_3}^W=n_3}.$$

This completes the proof. ■

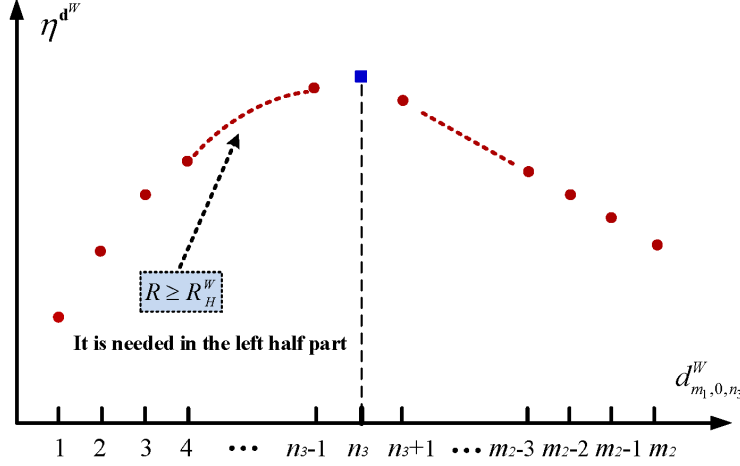


Figure 2: The unimodal structure of the long-run average profit by the setup policy

When $R \geq R_H^W$, now we use Fig. 2 to provide an intuitive summary for the main results given in Theorems 4 and 5. In the right half part of Fig. 2,

$$\begin{aligned} \eta^{d^W \boxtimes d^S} &= \eta^{d^{W'} \boxtimes d^S} - \pi(d^W \boxtimes d^S)(m_1, 0, n_3)(d_{m_1,0,n_3}^W - n_3) \\ &\quad \times \left[(P_{2,W} - P_{2,S})C_1 + C_3^{(1)} \right] \end{aligned}$$

shows that $\eta^{d^W \boxtimes d^S}$ is a linear function of the decision element $d_{m_1,0,n_3}^W$. By contrast, in the right half part of Figure 2, we need to first introduce a restrictive condition: $R \geq R_H^W$, under which

$$\eta^{d^{W'} \boxtimes d^S} - \eta^{d^W \boxtimes d^S} = \pi(d^{W'} \boxtimes d^S)(m_1, 0, n_3)G(d^W).$$

Since $G(d^W)$ also depends on the decision element $d_{m_1,0,n_3}^W$, it is clear that $\eta^{d^W \boxtimes d^S}$ is a nonlinear function of the decision element $d_{m_1,0,n_3}^W$.

6.1.2 The sleep policy with $R \geq R_H^S$

It is different from the setup policy that, for the sleep policy, each decision element $d_{m_1,n_2,n_3}^S \in \{m_2 - n_2, m_2 - n_2 + 1, \dots, m_2\}$. Hence, we just consider the structural properties of the long-run average profit $\eta^{d^W \boxtimes d^S}$ with respect to each decision element d_{m_1,n_2,n_3}^S .

For a given setup policy d^W , we write the optimal sleep policy as $d^{S*} = \arg \max_{d^W \boxtimes d^S \in \mathcal{D}} \left\{ \eta^{d^W \boxtimes d^S} \right\}$, where

$$\begin{aligned} d^{S*} &= \left(d_{m_1,1,0}^{S*}, d_{m_1,1,1}^{S*}, \dots, d_{m_1,1,m_3-1}^{S*}; d_{m_1,2,0}^{S*}, \dots, d_{m_1,2,m_3-2}^{S*}; \dots; \right. \\ &\quad \left. d_{m_1,m_2,1}^{S*}, \dots, d_{m_1,m_2,m_3-m_2}^{S*} \right). \end{aligned}$$

Then, it is seen that

$$\begin{aligned}
d_{m_1,1,0}^{S*} &\in \{m_2 - 1, m_2\}, \dots, d_{m_1,1,m_3-1}^{S*} \in \{m_2 - 1, m_2\}; \\
d_{m_1,2,0}^{S*} &\in \{m_2 - 2, m_2 - 1, m_2\}, \dots, d_{m_1,2,m_3-2}^{S*} \in \{m_2 - 2, m_2 - 1, m_2\}; \\
&\vdots \\
d_{m_1,m_2,1}^{S*} &\in \{0, 1, \dots, m_2\}, \dots, d_{m_1,m_2,m_3-m_2}^{S*} \in \{0, 1, \dots, m_2\}.
\end{aligned}$$

It is easy to see that the area of finding the optimal sleep policy \mathbf{d}^{S*} is $\{m_2 - 1, m_2\}^{m_3} \times \{m_2 - 2, m_2 - 1, m_2\}^{m_3-1} \times \dots \times \{0, 1, \dots, m_2\}^{m_3-m_2}$.

To find the optimal sleep policy \mathbf{d}^{S*} , we consider two sleep policies with an interrelated structure as follows:

$$\begin{aligned}
\mathbf{d}^S &= (d_{m_1,1,0}^S, d_{m_1,1,1}^S, \dots, d_{m_1,n_2,n_3-1}^S, \underline{d_{m_1,n_2,n_3}^S}, d_{m_1,n_2,n_3+1}^S, \dots, d_{m_1,m_2,m_3-m_2}^S), \\
\mathbf{d}^{S'} &= (d_{m_1,1,0}^S, d_{m_1,1,1}^S, \dots, d_{m_1,n_2,n_3-1}^S, \underline{d_{m_1,n_2,n_3}^{S'}}, d_{m_1,n_2,n_3+1}^S, \dots, d_{m_1,m_2,m_3-m_2}^S),
\end{aligned}$$

where $d_{m_1,n_2,n_3}^{S'} = m_2 - j_2 > d_{m_1,n_2,n_3}^S = m_2 - j_1$, $0 \leq j_2 < j_1 \leq n_2$, it is easy to check from (2) that

$$\mathbf{Q}(\mathbf{d}^W \boxtimes \mathbf{d}^{S'}) - \mathbf{Q}(\mathbf{d}^W \boxtimes \mathbf{d}^S) = \begin{pmatrix} 0 & 0 & 0 & & & \\ & \ddots & & \ddots & & \\ & & 0 & 0 & 0 & \\ & & m_1\mu_1 + j_2\mu_2 & \cdots & -(m_1\mu_1 + j_1\mu_2) & \cdots & -(j_2 - j_1)\mu_2 \\ & & 0 & & 0 & & 0 \\ & & & \ddots & & \ddots & \ddots \\ & & & & 0 & 0 & 0 \end{pmatrix}. \quad (40)$$

On the other hand, from the reward functions given in (6), $d_{m_1,n_2,n_3}^S, d_{m_1,n_2,n_3}^{S'}$ is in either $\{m_2 - n_2, m_2 - n_2 + 1, \dots, m_2\}$ for $1 \leq n_2 \leq m_2$ and $0 \leq n_3 \leq m_3 - n_2$ or $\{0, 1, \dots, m_2\}$ for $n_2 = m_2$ and $0 \leq n_3 \leq m_3 - m_2$, we have

$$\begin{aligned}
f(\mathbf{d}^S)(m_1, n_2, n_3) &= - \left[R\mu_2 - (P_{2,W} - P_{2,S})C_1 + C_3^{(2)} \right] d_{m_1,n_2,n_3}^S \\
&\quad + R(m_1\mu_1 + m_2\mu_2) - (m_1P_{1,W} + m_2P_{2,W})C_1 \\
&\quad - \left[m_1C_2^{(1)} + n_2C_2^{(2)} + n_3C_2^{(3)} \right] - (n_2 - m_2)C_3^{(2)} - m_1\mu_1C_4
\end{aligned}$$

and

$$\begin{aligned}
f^{(d^{S'})}(m_1, n_2, n_3) = & - \left[R\mu_2 - (P_{2,W} - P_{2,S}) C_1 + C_3^{(2)} \right] d_{m_1, n_2, n_3}^{S'} \\
& + R(m_1\mu_1 + m_2\mu_2) - (m_1P_{1,W} + m_2P_{2,W}) C_1 \\
& - \left[m_1C_2^{(1)} + n_2C_2^{(2)} + n_3C_2^{(3)} \right] - (n_2 - m_2) C_3^{(2)} - m_1\mu_1 C_4.
\end{aligned}$$

Hence we have

$$f^{(d^{S'})} - f^{(d^S)} = (0, 0, \dots, 0, -(j_2 - j_1)\mu_2\beta_2, 0, \dots, 0)^T, \quad (41)$$

We write

$$\eta^d|_{d_{m_1, n_2, n_3}^S = m_2 - j} = \pi^{(d)}|_{d_{m_1, n_2, n_3}^S = m_2 - j} \cdot f^{(d)}|_{d_{m_1, n_2, n_3}^S = m_2 - j}.$$

The following theorem discusses structure of the long-run average profit η^{d^S} with respect to each decision element d_{m_1, n_2, n_3}^S .

Theorem 6 *If $R \geq R_H^S$, then for any sleep policy d^S with $d^W \boxtimes d^S \in \mathcal{D}$ and for each $n_2 = 1, 2, \dots, m_2$, $n_3 = 0, 1, \dots, m_3 - n_2$, the long-run average profit $\eta^{d^W \boxtimes d^S}$ is strictly monotone decreasing with respect to each decision element d_{m_1, n_2, n_3}^S , where $d_{m_1, n_2, n_3}^S \in \{m_2 - n_2, m_2 - n_2 + 1, \dots, m_2\}$ for $1 \leq n_2 \leq m_2$ and $0 \leq n_3 \leq m_3 - n_2$.*

Proof: For each $n_2 = 1, 2, \dots, m_2$ and $n_3 = 1, 2, \dots, m_3 - n_2$, we consider two sleep policies with an interrelated structure as follows.

$$\begin{aligned}
d^S &= \left(d_{m_1, 1, 0}^S, d_{m_1, 1, 1}^S, \dots, d_{m_1, n_2, n_3 - 1}^S, \underline{d_{m_1, n_2, n_3}^S}, d_{m_1, n_2, n_3 + 1}^S, \dots, d_{m_1, m_2, m_3 - m_2}^S \right), \\
d^{S'} &= \left(d_{m_1, 1, 0}^S, d_{m_1, 1, 1}^S, \dots, d_{m_1, n_2, n_3 - 1}^S, \underline{d_{m_1, n_2, n_3}^{S'}}, d_{m_1, n_2, n_3 + 1}^S, \dots, d_{m_1, m_2, m_3 - m_2}^S \right),
\end{aligned}$$

where $d_{m_1, n_2, n_3}^{S'} = m_2 - j_2 > d_{m_1, n_2, n_3}^S = m_2 - j_1$, $0 \leq j_2 < j_1 \leq n_2$ and $d_{m_1, n_2, n_3}^S, d_{m_1, n_2, n_3}^{S'} \in$

$\{m_2 - n_2, m_2 - n_2 + 1, \dots, m_2\}$. Applying Lemma 1, it follows from (40) and (41) that

$$\begin{aligned}
& \eta^{\mathbf{d}^W \boxtimes \mathbf{d}^{S'}} - \eta^{\mathbf{d}^W \boxtimes \mathbf{d}^S} \\
&= \pi(\mathbf{d}^W \boxtimes \mathbf{d}^{S'}) \left[\left(\mathbf{Q}(\mathbf{d}^W \boxtimes \mathbf{d}^{S'}) - \mathbf{Q}(\mathbf{d}^W \boxtimes \mathbf{d}^S) \right) \mathbf{g}^{(\mathbf{d})} + \left(\mathbf{f}(\mathbf{d}^{S'}) - \mathbf{f}(\mathbf{d}^S) \right) \right] \\
&= \pi(\mathbf{d}^W \boxtimes \mathbf{d}^{S'}) (m_1, n_2, n_3) \left[(m_1 \mu_1 + j_2 \mu_2) g^{(\mathbf{d})}(m_1, j_2, n_3 + n_2 - j_2) \right. \\
&\quad \left. - (m_1 \mu_1 + j_1 \mu_2) g^{(\mathbf{d})}(m_1, j_1, n_3 + n_2 - j_1) \right. \\
&\quad \left. - (j_2 - j_1) \mu_2 g^{(\mathbf{d})}(m_1, n_2, n_3) - (j_2 - j_1) \mu_2 \beta_2 \right] \\
&= \pi(\mathbf{d}^W \boxtimes \mathbf{d}^{S'}) (m_1, n_2, n_3) \left[m_1 \mu_1 G_1^{(\mathbf{d}^S)} + j_1 \mu_2 \left(G_2^{(\mathbf{d}^S)} + \beta_2 \right) \right. \\
&\quad \left. - j_2 \mu_2 \left(G_3^{(\mathbf{d}^S)} + \beta_2 \right) \right] \\
&= \pi(\mathbf{d}^W \boxtimes \mathbf{d}^{S'}) (m_1, n_2, n_3) G^{(\mathbf{d}^S)}. \tag{42}
\end{aligned}$$

It is worth to note that (42) has the same form as (39), since the perturbation of sleep policy, j_1 and j_2 denote the number of working servers. If $R \geq R_H^S$, then it is seen from Proposition 1 that for $j_2 < j_1$, we have $G^{(\mathbf{d}^S)} \geq 0$. Thus, we get that for $j_2 < j_1$ and $j_1, j_2 \in \{0, 1, \dots, n_2\}$,

$$\eta^{\mathbf{d}^W \boxtimes \mathbf{d}^{S'}} > \eta^{\mathbf{d}^W \boxtimes \mathbf{d}^S},$$

this shows that $\eta^{\mathbf{d}^W \boxtimes \mathbf{d}^S}$ is strictly monotone increasing with respect to $m_2 - d_{m_1, n_2, n_3}^S$. Thus we get that for the two policies $\mathbf{d}^W \boxtimes \mathbf{d}^S, \mathbf{d}^W \boxtimes \mathbf{d}^{S'} \in \mathcal{D}$ with $d_{m_1, n_2, n_3}^S > d_{m_1, n_2, n_3}^{S'}$ and $d_{m_1, n_2, n_3}^S, d_{m_1, n_2, n_3}^{S'} \in \{m_2 - n_2, m_2 - n_2 + 1, \dots, m_2\}$,

$$\eta^{\mathbf{d}^W \boxtimes \mathbf{d}^{S'}} < \eta^{\mathbf{d}^W \boxtimes \mathbf{d}^S}.$$

It is easy to see that

$$\eta^{\mathbf{d}}|_{d_{m_1, n_2, n_3}^S = m_2 - n_2} > \eta^{\mathbf{d}}|_{d_{m_1, n_2, n_3}^S = m_2 - n_2 + 1} > \dots > \eta^{\mathbf{d}}|_{d_{m_1, n_2, n_3}^S = m_2},$$

Since from the left to the right

$$m_2 - d_{m_1, n_2, n_3}^S = n_2, m_2 - d_{m_1, n_2, n_3}^S = n_2 - 1, \dots, m_2 - d_{m_1, n_2, n_3}^S = 0.$$

This completes the proof. ■

When $R \geq R_H^S$, now we use Fig. 3 to provide an intuitive summary for the main results given in Theorems 6. According to (42), $G^{(\mathbf{d}^S)}$ depend on d_{m_1, n_2, n_3}^S , it is clear that $\eta^{\mathbf{d}^W \boxtimes \mathbf{d}^S}$ is a nonlinear function of d_{m_1, n_2, n_3}^S .

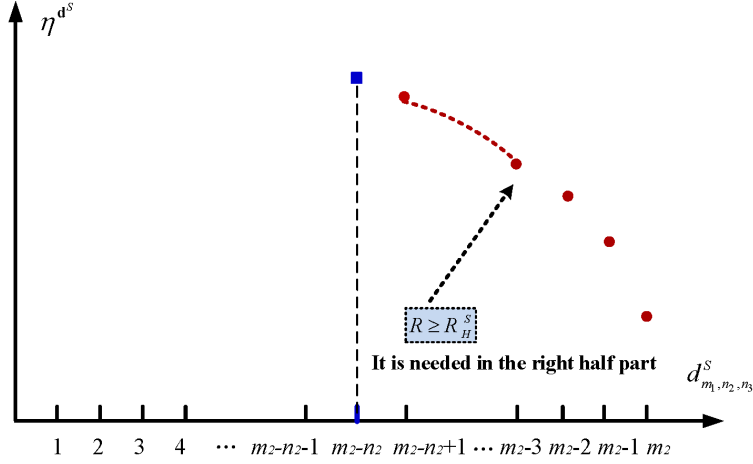


Figure 3: The monotone structure of the long-run average profit by the sleep policy

6.1.3 The asynchronous policy with $R \geq R_H$

As a simple summarization of Theorems 5 and 6, we obtain monotone structure of the long-run average profit η^d with respect to the asynchronous policy, while its proof is easy only from the condition that $R \geq R_H$ makes $R \geq R_H^W$ and $R \geq R_H^S$.

Theorem 7 *If $R \geq R_H$, then for any policy $d \in \mathcal{D}$, the long-run average profit η^d is strictly monotone with respect to each decision element of d^W and of d^S , respectively.*

6.2 The service price $0 \leq R \leq R_L$

A similar analysis to the case $R \geq R_H$, we simply discuss the monotonicity and optimality for three different policies: The setup policy, the sleep policy and the asynchronous policy.

6.2.1 The setup policy with $0 \leq R \leq R_L^W$

Theorem 8 *If $0 \leq R \leq R_L^W$, then for any setup policy d^W with $d^W \boxtimes d^S \in \mathcal{D}$ and for each $n_3 = 1, 2, \dots, m_2$, then the long-run average profit $\eta^{d^W \boxtimes d^S}$ is strictly monotone decreasing with respect to each decision element $d_{m_1, 0, n_3}^W$, for $d_{m_1, 0, n_3}^W \in \{0, 1, \dots, n_3\}$ for $1 \leq n_3 \leq m_2$.*

Proof: This proof is similar to the proof of Theorem 4. For each $n_3 = 1, 2, \dots, m_2$,

we consider two setup policies with an interrelated structure as follows:

$$\begin{aligned} \mathbf{d}^W &= \left(d_{m_1,0,1}^W, \dots, d_{m_1,0,n_3-1}^W, \underline{d_{m_1,0,n_3}^W}, d_{m_1,0,n_3+1}^W, \dots, d_{m_1,0,m_2}^W, \dots, d_{m_1,0,m_3}^W \right), \\ \mathbf{d}^{W'} &= \left(d_{m_1,0,1}^W, \dots, d_{m_1,0,n_3-1}^W, \underline{d_{m_1,0,n_3}^{W'}}, d_{m_1,0,n_3+1}^W, \dots, d_{m_1,0,m_2}^W, \dots, d_{m_1,0,m_3}^W \right), \end{aligned}$$

where $d_{m_1,0,n_3}^{W'} = i_1 > d_{m_1,0,n_3}^W = i_2$, and $d_{m_1,0,n_3}^W, d_{m_1,0,n_3}^{W'} \in \{0, 1, \dots, n_3\}$ for $1 \leq n_3 \leq m_2$.

It is clear that

$$\eta^{\mathbf{d}^{W'}} - \eta^{\mathbf{d}^W} = \pi^{(\mathbf{d}')} (m_1, 0, n_3) G^{(\mathbf{d}^W)}.$$

If $0 \leq R \leq R_L^W$, then it is seen from Proposition 1 that $G^{(\mathbf{d}^W)} \leq 0$. Thus, we get that for the two setup policies with $d_{m_1,0,n_3}^{W'} < d_{m_1,0,n_3}^W$ and $d_{m_1,0,n_3}^W, d_{m_1,0,n_3}^{W'} \in \{0, 1, \dots, n_3\}$,

$$\eta^{\mathbf{d}^{W'}} < \eta^{\mathbf{d}^W}.$$

This shows that for $1 \leq n_3 \leq m_2$

$$\eta^{\mathbf{d}}|_{d_{m_1,0,n_3}^W=1} > \eta^{\mathbf{d}}|_{d_{m_1,0,n_3}^W=2} > \dots > \eta^{\mathbf{d}}|_{d_{m_1,0,n_3}^W=n_3-1} > \eta^{\mathbf{d}}|_{d_{m_1,0,n_3}^W=n_3}.$$

This completes the proof. ■

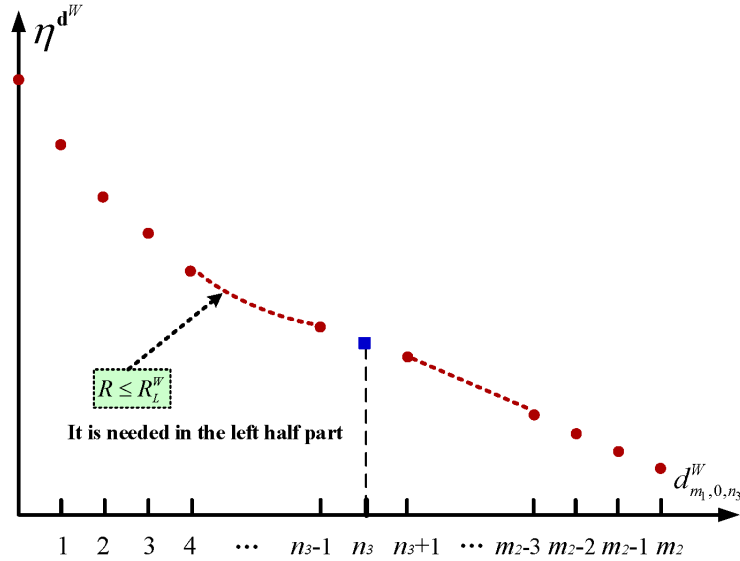


Figure 4: The decreasing structure of the long-run average profit by the setup policy

When $0 \leq R \leq R_L^W$, we also use Fig. 4 to provide an intuitive summary for the main results given in Theorem 8.

6.2.2 The sleep policy with $0 \leq R \leq R_L^S$

Theorem 9 *If $0 \leq R \leq R_L^S$, then for any sleep policy \mathbf{d}^S with $\mathbf{d}^W \boxtimes \mathbf{d}^S \in \mathcal{D}$ and for each $n_2 = 1, 2, \dots, m_2$, $n_3 = 0, 1, \dots, m_3 - n_2$, the long-run average profit $\eta^{\mathbf{d}^W \boxtimes \mathbf{d}^S}$ is strictly monotone increasing with respect to each decision element d_{m_1, n_2, n_3}^S , for $d_{m_1, n_2, n_3}^S \in \{m_2 - n_2, m_2 - n_2 + 1, \dots, m_2\}$.*

Proof: This proof is similar to the proof of Theorem 6. For each $n_2 = 1, 2, \dots, m_2$ and $n_3 = 0, 1, \dots, m_3 - n_2$, we consider two sleep policies with an interrelated structure as follows:

$$\begin{aligned} \mathbf{d}^S &= \left(d_{m_1, 1, 0}^S, d_{m_1, 1, 1}^S, \dots, d_{m_1, n_2, n_3-1}^S, \underline{d_{m_1, n_2, n_3}^S}, d_{m_1, n_2, n_3+1}^S, \dots, d_{m_1, m_2, m_3-m_2}^S \right), \\ \mathbf{d}^{S'} &= \left(d_{m_1, 1, 0}^S, d_{m_1, 1, 1}^S, \dots, d_{m_1, n_2, n_3-1}^S, \underline{d_{m_1, n_2, n_3}^{S'}}, d_{m_1, n_2, n_3+1}^S, \dots, d_{m_1, m_2, m_3-m_2}^S \right), \end{aligned}$$

where $d_{m_1, n_2, n_3}^{S'} = m_2 - j_2 > d_{m_1, n_2, n_3}^S = m_2 - j_1$, $0 \leq j_2 < j_1 \leq n_2$ and $d_{m_1, n_2, n_3}^S, d_{m_1, n_2, n_3}^{S'} \in \{m_2 - n_2, m_2 - n_2 + 1, \dots, m_2\}$. It is clear that

$$\eta^{\mathbf{d}^W \boxtimes \mathbf{d}^{S'}} - \eta^{\mathbf{d}^W \boxtimes \mathbf{d}^S} = \pi(\mathbf{d}^W \boxtimes \mathbf{d}^{S'}) (m_1, n_2, n_3) G(\mathbf{d}^S).$$

By a similar analysis to Theorem 6, if $0 \leq R \leq R_L^S$, then it is seen from Proposition 1 that for $j_2 < j_1$, we have $G(\mathbf{d}^S) \leq 0$. Thus we get that for $j_2 < j_1$ and $j_1, j_2 \in \{0, 1, \dots, n_2\}$, $\eta^{\mathbf{d}^W \boxtimes \mathbf{d}^S}$ is strictly monotone decreasing with respect to $m_2 - d_{m_1, n_2, n_3}^S$, hence it is also strictly monotone increasing with respect to d_{m_1, n_2, n_3}^S . Thus, we get that for the two sleep policies with $d_{m_1, n_2, n_3}^S < d_{m_1, n_2, n_3}^{S'}$ and $d_{m_1, n_2, n_3}^S, d_{m_1, n_2, n_3}^{S'} \in \{m_2 - n_2, m_2 - n_2 + 1, \dots, m_2\}$,

$$\eta^{\mathbf{d}'} > \eta^{\mathbf{d}}.$$

This shows that

$$\eta^{\mathbf{d}}|_{d_{m_1, n_2, n_3}^S = m_2 - n_2} < \eta^{\mathbf{d}}|_{d_{m_1, n_2, n_3}^S = m_2 - n_2 + 1} < \dots < \eta^{\mathbf{d}}|_{d_{m_1, n_2, n_3}^S = m_2}.$$

This completes the proof. ■

When $0 \leq R \leq R_L^S$, we also use Figure 5 to provide an intuitive summary for the main results given in Theorems 9.

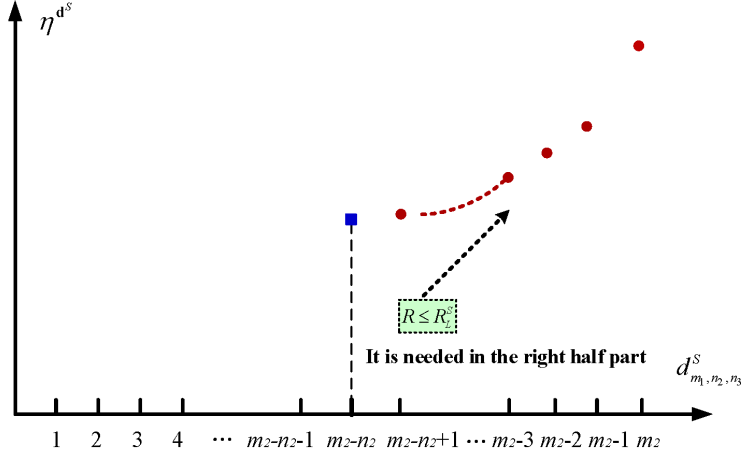


Figure 5: The increasing structure of the long-run average profit by the sleep policy

6.2.3 The asynchronous policy with $0 \leq R \leq R_L$

As a simple summarization of Theorems 8 and 9, the following theorem further describes monotone structure of the long-run average profit $\eta^{\mathbf{d}}$ with respect to the asynchronous policy, while its proof is easy only through using the condition that $0 \leq R \leq R_L$ makes $0 \leq R \leq R_L^W$ and $0 \leq R \leq R_L^S$.

Theorem 10 *If $0 \leq R \leq R_L$, then for any policy $\mathbf{d} \in \mathcal{D}$, the long-run average profit $\eta^{\mathbf{d}}$ is strictly monotone with respect to each decision element of \mathbf{d}^W and of \mathbf{d}^S , respectively.*

In remainder of this section, we discuss a more complicated case with the service price $R < R < R_H$. In this case, we use the bang-bang control and the asynchronous structure of $\mathbf{d} \in \mathcal{D}$ to be able to prove that the optimal asynchronous policies \mathbf{d}^{W*} and of \mathbf{d}^{S*} are all threshold-type.

6.3 The service price $R_L < R < R_H$

For the price $R < R < R_H$, we can further derive the following theorem about the monotonicity of $\eta^{\mathbf{d}}$ with respect to the setup policy, the sleep policy and the asynchronous policy.

6.3.1 The setup policy with $R_L^W < R < R_H^W$

For the price $R_L^W < R < R_H^W$, the following theorem provides the monotonicity of $\eta^{\mathbf{d}^W \boxtimes \mathbf{d}^S}$ with respect to the decision element $d_{m_1,0,n_3}^W$.

Theorem 11 *If $R_L^W < R < R_H^W$, then the long-run average profit $\eta^{\mathbf{d}^W \boxtimes \mathbf{d}^S}$ is monotone (either increasing or decreasing) with respect to the decision element $d_{m_1,0,n_3}^W$, where $n_3 = 1, 2, \dots, m_3$ and $d_{m_1,0,n_3}^W \in \{0, 1, \dots, n_3\}$.*

Proof: Similar to the first part of the proof for Theorem 5, we consider any two setup policies with an interrelated structure as follows.

$$\begin{aligned} \mathbf{d}^W &= \left(d_{m_1,0,1}^W, \dots, d_{m_1,0,n_3-1}^W, \underline{d_{m_1,0,n_3}^W}, d_{m_1,0,n_3+1}^W, \dots, d_{m_1,0,m_2}^W, \dots, d_{m_1,0,m_3}^W \right), \\ \mathbf{d}^{W'} &= \left(d_{m_1,0,1}^W, \dots, d_{m_1,0,n_3-1}^W, \underline{d_{m_1,0,n_3}^{W'}}, d_{m_1,0,n_3+1}^W, \dots, d_{m_1,0,m_2}^W, \dots, d_{m_1,0,m_3}^W \right), \end{aligned}$$

where $d_{m_1,0,n_3}^W, d_{m_1,0,n_3}^{W'} \in \{0, 1, \dots, n_3\}$. Applying Lemma 1, we obtain

$$\eta^{\mathbf{d}^{W'} \boxtimes \mathbf{d}^S} - \eta^{\mathbf{d}^W \boxtimes \mathbf{d}^S} = \pi(\mathbf{d}^{W'} \boxtimes \mathbf{d}^S)(m_1, 0, n_3) G(\mathbf{d}^W). \quad (43)$$

On the other hand, we can similarly obtain the following difference equation

$$\eta^{\mathbf{d}^W \boxtimes \mathbf{d}^S} - \eta^{\mathbf{d}^{W'} \boxtimes \mathbf{d}^S} = -\pi(\mathbf{d}^W \boxtimes \mathbf{d}^S)(m_1, 0, n_3) G(\mathbf{d}^{W'}). \quad (44)$$

By summing (43) and (44), we have

$$\pi(\mathbf{d}^{W'} \boxtimes \mathbf{d}^S)(m_1, 0, n_3) G(\mathbf{d}^W) - \pi(\mathbf{d}^W \boxtimes \mathbf{d}^S)(m_1, 0, n_3) G(\mathbf{d}^{W'}) = 0.$$

Therefore, we have the *sign conservation equation*

$$\frac{G(\mathbf{d}^W)}{G(\mathbf{d}^{W'})} = \frac{\pi(\mathbf{d}^W \boxtimes \mathbf{d}^S)(m_1, 0, n_3)}{\pi(\mathbf{d}^{W'} \boxtimes \mathbf{d}^S)(m_1, 0, n_3)} > 0. \quad (45)$$

The above equation means that the sign of $G(\mathbf{d}^W)$ and $G(\mathbf{d}^{W'})$ are always identical when a particular decision element $d_{m_1,0,n_3}^W$ is changed to any $d_{m_1,0,n_3}^{W'}$. With the sign conservation equation (45) and the performance difference equation (44), we can directly derive that the long-run average profit $\eta^{\mathbf{d}^W \boxtimes \mathbf{d}^S}$ is monotone with respect to $d_{m_1,0,n_3}^W$. This completes the proof. ■

Based on Theorem 11, the following corollary directly derives that the optimal decision element $d_{m_1,0,n_3}^{W*}$ has the bang-bang control form. Hence the optimal setup policy is threshold-type.

Corollary 1 *For the setup policy, the optimal decision element $d_{m_1,0,n_3}^{W*}$ is either 0 or n_3 , i.e., the bang-bang control is optimal.*

With Corollary 1, we should either keep all servers sleep or turn on the servers such that the number of working servers equals the number of waiting jobs in the buffer. We can see that the search space of $d_{m_1,0,n_3}^W$ can be reduced from $\{0, 1, \dots, n_3\}$ to a 2-element set $\{0, n_3\}$, which is a significant reduction of search complexity.

6.3.2 The sleep policy with $R_L^S < R < R_H^S$

For the price $R_L^S < R < R_H^S$, the following theorem provides the monotonicity of $\eta^{d^W \boxtimes d^S}$ with respect to the decision element d_{m_1,n_2,n_3}^S .

Theorem 12 *If $R_L^S < R < R_H^S$, then the long-run average profit $\eta^{d^W \boxtimes d^S}$ is monotone (either increasing or decreasing) with respect to the decision element d_{m_1,n_2,n_3}^S , where $n_2 = 1, 2, \dots, m_2$, $n_3 = 0, 1, \dots, m_3 - n_2$ and $d_{m_1,n_2,n_3}^S = m_2 - n_2, m_2 - n_2 + 1, \dots, m_2$.*

Proof: Similar to the proof for Theorem 11, we consider any two sleep policies with an interrelated structure as follows:

$$\begin{aligned} d^S &= (d_{m_1,1,0}^S, d_{m_1,1,1}^S, \dots, d_{m_1,n_2,n_3-1}^S, \underline{d_{m_1,n_2,n_3}^S}, d_{m_1,n_2,n_3+1}^S, \dots, d_{m_1,m_2,m_3-m_2}^S), \\ d^{S'} &= (d_{m_1,1,0}^S, d_{m_1,1,1}^S, \dots, d_{m_1,n_2,n_3-1}^S, \underline{d_{m_1,n_2,n_3}^{S'}}, d_{m_1,n_2,n_3+1}^S, \dots, d_{m_1,m_2,m_3-m_2}^S), \end{aligned}$$

where $d_{m_1,n_2,n_3}^S, d_{m_1,n_2,n_3}^{S'} \in \{0, 1, \dots, m_2\}$. Applying Lemma 1, we obtain

$$\eta^{d^W \boxtimes d^{S'}} - \eta^{d^W \boxtimes d^S} = \pi^{(d^W \boxtimes d^{S'})}(m_1, n_2, n_3) G(d^S). \quad (46)$$

On the other hand, we can also obtain the following difference equation:

$$\eta^{d^W \boxtimes d^S} - \eta^{d^W \boxtimes d^{S'}} = -\pi^{(d^W \boxtimes d^S)}(m_1, n_2, n_3) G(d^{S'}). \quad (47)$$

Thus the *sign conservation equation* is given by

$$\frac{G(d^S)}{G(d^{S'})} = \frac{\pi^{(d^W \boxtimes d^S)}(m_1, n_2, n_3)}{\pi^{(d^W \boxtimes d^{S'})}(m_1, n_2, n_3)} > 0. \quad (48)$$

This means that the sign of $G(d^S)$ and $G(d^{S'})$ are always identical when a particular decision element d_{m_1,n_2,n_3}^S is changed to any $d_{m_1,n_2,n_3}^{S'}$. We can directly derive that the long-run average profit $\eta^{d^W \boxtimes d^S}$ is monotone with respect to d_{m_1,n_2,n_3}^S . This completes the proof. ■

Corollary 2 *For the sleep policy, the optimal decision element d_{m_1, n_2, n_3}^{S*} is either $m_2 - n_2$ or m_2 , i.e., the bang-bang control is optimal. Hence the optimal sleep policy is threshold-type, no matter the value of R .*

With Corollary 2, we should either keep all sleep or turn off the servers such that the number of sleeping servers equals the number of servers without jobs in Group 2. We can see that the search space of d_{m_1, n_2, n_3}^S can be reduced from $\{m_2 - n_2, m_2 - n_2 + 1, \dots, m_2\}$ to a 2-element set $\{m_2 - n_2, m_2\}$, hence this is a significant reduction of search complexity.

6.3.3 The asynchronous policy with $R_L < R < R_H$

As a summarization of Corollaries 1 and 2, we obtain the monotonicity of the long-run average profit η^d with respect to the asynchronous policy $\mathbf{d} = \mathbf{d}^W \boxtimes \mathbf{d}^S$.

Corollary 3 *For the asynchronous policy $\mathbf{d} = \mathbf{d}^W \boxtimes \mathbf{d}^S$, the bang-bang control is optimal both for \mathbf{d}^W and for \mathbf{d}^S . Hence the optimal asynchronous policy is threshold-type.*

It is seen from Corollaries 1, 2 and 3 that the form of the bang-bang control is very simple and easy to adopt in practice, while the optimality of the bang-bang control guarantees the performance confidence of such simple forms of control. This makes the threshold-type of the optimal asynchronous policy in the energy-efficient data center.

7 The maximal long-run average profit

In this section, we provide the optimal asynchronous policy \mathbf{d}^* of the threshold type in the energy-efficient data center, and further computes the maximal long-run average profit.

We introduce some notation as follows:

$$\begin{aligned}
c_0 &= (P_{2,W} - P_{2,S}) C_1, \\
c_1 &= (m_1 P_{1,W} + m_2 P_{2,W}) C_1, \\
c_2 &= (m_1 P_{1,W} + m_2 P_{2,W}) C_1 + m_1 C_2^{(1)}, \\
c_3 &= (m_1 P_{1,W} + m_2 P_{2,W}) C_1 + m_1 C_2^{(1)} + m_2 C_3^{(1)}, \\
c_4 &= (m_1 P_{1,W} + m_2 P_{2,W}) C_1 + m_1 C_2^{(1)} + m_1 \mu_1 C_4, \\
c_5 &= (m_1 P_{1,W} + m_2 P_{2,W}) C_1 + m_1 C_2^{(1)} + m_2 C_2^{(2)} + m_1 \mu_1 C_4 + \lambda 1_{\{n_3=m_3\}} C_5.
\end{aligned} \tag{49}$$

Now, we express the optimal asynchronous policy \mathbf{d}^* of threshold type, and compute the maximal long-run average profit $\eta^{\mathbf{d}^*}$ under three different service prices as follows:

Case 1. The service price $R \geq R_H$

It follows from Theorem 7 that

$$\mathbf{d}^{W^*} = (1, 2, \dots, n_3, \dots, m_2, \dots, m_2),$$

$$\mathbf{d}^{S^*} = (m_2 - 1, \dots, m_2 - 1; \dots; m_2 - n_2, \dots, m_2 - n_2; \dots; 1, \dots, 1; 0, \dots, 0),$$

thus we have

$$\begin{aligned} \eta^{\mathbf{d}^*} = & \sum_{n_1=0}^{m_1} \pi^{(\mathbf{d})}(n_1, 0, 0) \left[(R\mu_1 - C_2^{(1)}) n_1 - c_1 \right] \\ & + \sum_{n_3=1}^{m_3} \pi^{(\mathbf{d})}(m_1, 0, n_3) \left[Rm_1\mu_1 - c_2 - (c_0 + C_3^{(1)}) (n_3 \wedge m_2) - C_2^{(3)} n_3 \right] \\ & + \sum_{n_3=0}^{m_3-n_2} \sum_{n_2=0}^{m_2} \pi^{(\mathbf{d})}(m_1, n_2, n_3) \left[Rm_1\mu_1 - c_4 + (R\mu_2 - c_0 - C_2^{(2)}) n_2 - C_2^{(3)} n_3 \right] \\ & + \sum_{n_3=m_3-m_2+1}^{m_3} \pi^{(\mathbf{d})}(m_1, m_2, n_3) \left[R(m_1\mu_1 + m_2\mu_2) - c_5 - C_2^{(3)} n_3 \right]. \end{aligned}$$

Case 2. The service price $0 \leq R \leq R_L$

It follows from Theorem 10 that

$$\mathbf{d}^{W^*} = (0, 0, \dots, 0),$$

$$\mathbf{d}^{S^*} = (m_2, m_2, \dots, m_2),$$

thus we have

$$\begin{aligned} \eta^{\mathbf{d}^*} = & \sum_{n_1=0}^{m_1} \pi^{(\mathbf{d})}(n_1, 0, 0) \left[(R\mu_1 - C_2^{(1)}) n_1 - c_1 \right] \\ & + \sum_{n_3=1}^{m_3} \pi^{(\mathbf{d})}(m_1, 0, n_3) \left[Rm_1\mu_1 - c_2 - C_2^{(3)} n_3 \right] \\ & + \sum_{n_3=0}^{m_3-n_2} \sum_{n_2=0}^{m_2} \pi^{(\mathbf{d})}(m_1, n_2, n_3) \left[Rm_1\mu_1 - c_4 - (C_2^{(2)} + C_3^{(2)}) n_2 - C_2^{(3)} n_3 \right] \\ & + \sum_{n_3=m_3-m_2+1}^{m_3} \pi^{(\mathbf{d})}(m_1, m_2, n_3) \left[R(m_1\mu_1 + m_2\mu_2) - c_5 - C_2^{(3)} n_3 \right]. \end{aligned}$$

Remark 2 The above results are intuitive due to the fact that when the service price is suitably high, the number of working servers is equal to a crucial number $(n_2 + n_3) \wedge m_2$

related to waiting jobs both in Group 2 and in the buffer; while when the service price is lower, each server at the work state must pay a high energy consumption cost but it receives only a low revenue. In this case, the profit of the data center cannot increase, and thus all the servers in Group 2 would like to be closed at the sleep state.

Case 3. The service price $R_L \leq R \leq R_H$

In Subsection 6.3, we have respectively proved the optimality of the bang-bang control for the setup and sleep policies and the asynchronous policy, no matter what the service price R will be. However, if $R_L \leq R \leq R_H$, we can not determine the monotone form (i.e., increasing or decreasing) of the optimal asynchronous policy exactly, although we easily show that the optimal asynchronous policy is threshold-type. In fact, such a threshold-type policy also provides us a choice to compute the optimal setup and sleep policies and the optimal asynchronous policy, they not only have a very simple form but also are widely adopted in numerical applications.

In what follows, we focus our study on the threshold-type asynchronous policy, although its optimality is not yet proved in our next analysis.

We define the coupled threshold-type control parameters and introduce two interesting subsets of the policy set \mathcal{D} as follows.

$$\{(\theta_1, \theta_2) : \theta_1, \theta_2 = 0, 1, \dots, m_2\},$$

where θ_1 and θ_2 is a setup and sleep thresholds, respectively. Furthermore, we write $\mathbf{d}_{\theta_1}^W$ as a threshold-type setup policy and $\mathbf{d}_{\theta_2}^S$ as a threshold-type sleep policy. Let

$$\begin{aligned} \mathbf{d}_{\theta_1}^W &\stackrel{\text{def}}{=} \left(\underbrace{0, 0, \dots, 0}_{\theta_1 - 1 \text{ zeros}}, \theta_1, \theta_1 + 1, \dots, m_2, \dots, m_2 \right), \\ \mathbf{d}_{\theta_2}^S &\stackrel{\text{def}}{=} \left(0, 0, \dots, 0; \dots; m_2 - (\theta_2 + 1), \dots, m_2 - (\theta_2 + 1); \right. \\ &\quad \left. m_2 - \theta_2, \dots, m_2 - \theta_2; \underbrace{m_2, \dots, m_2}_{(m_3 - \frac{1}{2}\theta_2)(\theta_2 - 1) \text{ } m_2\text{s}} \right). \end{aligned}$$

Then

$$\mathcal{D}^\Delta = \{\mathbf{d} : \mathbf{d} = \mathbf{d}_{\theta_1}^W \boxtimes \mathbf{d}_{\theta_2}^S, \theta_1, \theta_2 = 0, 1, \dots, m_2\}.$$

It is easy to see that $\mathcal{D}^\Delta \subset \mathcal{D}$.

For a asynchronous policy \mathbf{d} , it follows from (4) to (7) that for $n_1 = 0, 1, \dots, m_1$, $n_2 = n_3 = 0$,

$$f(n_1, 0, 0) = Rn_1\mu_1 - (m_1P_{1,W} + m_2P_{2,S})C_1 - n_1C_2^{(1)};$$

for $n_1 = m_1$, $n_2 = 0$, $n_3 = 1, 2, \dots, \theta_1 - 1$,

$$f(d_{\theta_1}^W)(m_1, 0, n_3) = Rm_1\mu_1 - (m_1P_{1,W} + m_2P_{2,S})C_1 - [m_1C_2^{(1)} + n_3C_2^{(3)}];$$

for $n_1 = m_1$, $n_2 = 0$, $n_3 = \theta_1, \theta_1 + 1, \dots, m_3$,

$$\begin{aligned} f(d_{\theta_1}^W)(m_1, 0, n_3) &= Rm_1\mu_1 - \{m_1P_{1,W} + (n_3 \wedge m_2)P_{2,W} \\ &\quad + [m_2 - (n_3 \wedge m_2)]P_{2,S}\}C_1 \\ &\quad - [m_1C_2^{(1)} + n_3C_2^{(3)}] - (n_3 \wedge m_2)C_3^{(1)}; \end{aligned}$$

for $n_1 = m_1$, $n_2 = 1, 2, \dots, \theta_2 - 1$, $n_3 = 0, 1, \dots, m_3 - n_2$,

$$\begin{aligned} f(d_{\theta_2}^S)(m_1, n_2, n_3) &= Rm_1\mu_1 - (m_1P_{1,W} + m_2P_{2,S})C_1 \\ &\quad - [m_1C_2^{(1)} + n_2C_2^{(2)} + n_3C_2^{(3)}] \\ &\quad - n_2C_3^{(2)} - m_1\mu_1C_4; \end{aligned}$$

for $n_1 = m_1$, $n_2 = \theta_2, \theta_2 + 1, \dots, m_2$, $n_3 = 0, 1, \dots, m_3 - n_2$,

$$\begin{aligned} f(d_{\theta_2}^S)(m_1, n_2, n_3) &= R(m_1\mu_1 + n_2\mu_2) \\ &\quad - [m_1P_{1,W} + (m_2 - n_2)P_{2,S} + n_2P_{2,W}]C_1 \\ &\quad - [m_1C_2^{(1)} + n_2C_2^{(2)} + n_3C_2^{(3)}] - m_1\mu_1C_4; \end{aligned}$$

for $n_1 = m_1$, $n_2 = m_2$ and $n_3 = m_3 - m_2, m_3 - m_2 + 1, \dots, m_3$,

$$\begin{aligned} f(m_1, m_2, n_3) &= R(m_1\mu_1 + m_2\mu_2) - (m_1P_{1,W} + m_2P_{2,W})C_1 \\ &\quad - [m_1C_2^{(1)} + m_2C_2^{(2)} + n_3C_2^{(3)}] - m_1\mu_1C_4 - \lambda 1_{\{n_3=m_3\}}C_5. \end{aligned}$$

Note that

$$\begin{aligned}
\eta^{\mathbf{d}_{(\theta_1, \theta_2)}} &= \sum_{n_1=0}^{m_1} \pi(\mathbf{d}_{(\theta_1, \theta_2)}) (n_1, 0, 0) f(n_1, 0, 0) \\
&+ \sum_{n_3=1}^{m_3} \pi(\mathbf{d}_{\theta_1}^W) (m_1, 0, n_3) f(\mathbf{d}_{\theta_1}^W) (m_1, 0, n_3) \\
&+ \sum_{n_3=0}^{m_3-n_2} \sum_{n_2=0}^{m_2} \pi(\mathbf{d}_{\theta_2}^S) (m_1, n_2, n_3) f(\mathbf{d}_{\theta_2}^S) (m_1, n_2, n_3) \\
&+ \sum_{n_3=m_3-m_2+1}^{m_3} \pi(\mathbf{d}_{(\theta_1, \theta_2)}) (m_1, m_2, n_3) f(m_1, m_2, n_3).
\end{aligned}$$

It follows from (49) that the long-run average profit under policy $\mathbf{d}_{(\theta_1, \theta_2)}$ is given by

$$\begin{aligned}
\eta^{\mathbf{d}_{(\theta_1, \theta_2)}} &= \\
&\sum_{i=0}^n \pi(\mathbf{d}_{(\theta_1, \theta_2)}) (n_1, 0, 0) \left[\left(R\mu_1 - C_2^{(1)} \right) n_1 - c_1 \right] \\
&+ \sum_{n_3=1}^{\theta_1-1} \pi(\mathbf{d}_{\theta_1}^W) (m_1, 0, n_3) \left[Rm_1\mu_1 - c_2 - C_2^{(3)}n_3 \right] \\
&+ \sum_{n_3=\theta_1}^{m_3} \pi(\mathbf{d}_{\theta_1}^W) (m_1, 0, n_3) \left[Rm_1\mu_1 - c_2 - \left(c_0 + C_3^{(1)} \right) (n_3 \wedge m_2) - n_3 C_2^{(3)} \right] \\
&+ \sum_{n_3=0}^{m_3-n_2} \sum_{n_2=1}^{\theta_2} \pi(\mathbf{d}_{\theta_2}^S) (m_1, n_2, n_3) \left[Rm_1\mu_1 - c_4 + \left(R\mu_2 - c_0 - C_2^{(2)} \right) n_2 - C_2^{(3)}n_3 \right] \\
&+ \sum_{n_3=0}^{m_3-n_2} \sum_{n_2=\theta_2+1}^{m_2} \pi(\mathbf{d}_{\theta_2}^S) (m_1, n_2, n_3) \left[Rm_1\mu_1 - c_4 - \left(C_2^{(2)} + C_3^{(2)} \right) n_2 - C_2^{(3)}n_3 \right] \\
&+ \sum_{n_3=m_3-m_2+1}^{m_3} \pi(\mathbf{d}_{(\theta_1, \theta_2)}) (m_1, m_2, n_3) \left[R(m_1\mu_1 + m_2\mu_2) - c_5 - C_2^{(3)}n_3 \right].
\end{aligned}$$

Let

$$(\theta_1^*, \theta_2^*) = \arg \max_{(\theta_1, \theta_2) \in \{0, 1, \dots, m_2\}} \left\{ \eta^{\mathbf{d}_{(\theta_1, \theta_2)}} \right\}.$$

Then, we call $\mathbf{d}_{(\theta_1^*, \theta_2^*)}$ the optimal threshold-type asynchronous policy in the policy set \mathcal{D}^Δ . Since $\mathcal{D}^\Delta \subset \mathcal{D}$, the partially ordered set \mathcal{D} shows that \mathcal{D}^Δ is also partially ordered sets. Based on this, it is easy to see from the two partially ordered sets \mathcal{D} and \mathcal{D}^Δ that

$$\eta^{\mathbf{d}_{(\theta_1^*, \theta_2^*)}} \leq \eta^{\mathbf{d}^*}.$$

For the energy-efficient data center, if $\eta^{\mathbf{d}_{(\theta_1^*, \theta_2^*)}} = \eta^{\mathbf{d}^*}$, then we call $\mathbf{d}_{(\theta_1^*, \theta_2^*)}$ the optimal threshold-type asynchronous policy in the original policy set \mathcal{D} ; if $\eta^{\mathbf{d}_{(\theta_1^*, \theta_2^*)}} < \eta^{\mathbf{d}^*}$, then

we call $\mathbf{d}_{(\theta_1^*, \theta_2^*)}$ the suboptimal threshold-type asynchronous policy in the original policy set \mathcal{D} .

8 Conclusion

In this paper, we highlight understanding on the optimal asynchronous policy of an energy-efficient data center by applying the sensitivity-based optimization theory and the RG-factorization. It is seen that such an asynchronous policy is more important and necessary in the study of energy-efficient data centers, but it largely makes optimal analysis of energy-efficient management more interesting, difficult and challenging. To this end, we consider a more practical model with several basic factors, for example, a finite buffer, a setup process from sleep to work, and a necessary cost of transferring jobs from Group 2 either to Group 1 or to the buffer. To find the optimal asynchronous dynamic policy in the energy-efficient data center, we set up a policy-based Poisson equation and provide expression for its solution by means of the RG-factorization. Based on this, we derive the monotonicity and optimality of the long-run average profit with respect to the asynchronous policy under different service prices. We prove the optimality of the bang-bang control, which significantly reduces the action search space, and also study the threshold-type asynchronous policy. Therefore, the results of this paper give new insights on discussing optimal dynamic control policies of more general energy-efficient data centers.

Along such a line, there are a number of interesting directions for potential future research, for example:

- Analyzing non-Poisson inputs such as Markovian arrival processes (MAPs) and/or non-exponential service times, e.g. the PH distributions;
- discussing the long-run performance is influenced by the concave or convex reward (or cost) function;
- studying individual optimization for energy-efficient management of data centers from a perspective of game theory.

Appendix A: State transition relations

In this appendix, we provide a figure to show the state transition relations of the continuous-time policy-based Markov process $\{\mathbf{X}^{(d)}(t) : t \geq 0\}$. To express the state transition rates, we first introduce some notation as follows:

For the Markov process $\{\mathbf{X}^{(d)}(t) : t \geq 0\}$, the state transition rates have two different types: One is ordinary for the arrival and service rates without any policy, see (a) in Fig. 6; while another is a new version for expressing transitions under the setup and sleep policies, see (b) and (c) in Fig. 6. Clearly, (a) is easy in a Markov process, thus in what follows we only analyze (b) and (c) for how to establish the state transition rates with some policies.

(b) The setup policy: For $k_1 = 1, 2, \dots, m_2$ and $k_2 = k_1, k_1 + 1, \dots, m_3$, we write

$$\begin{aligned} a_{k_1, k_1}^{(1)} &= 1_{\{d_{m_1, 0, k_2}^W \geq k_1\}} (\lambda + m_1 \mu_1 + \mu_2), \quad k_2 = k_1, \\ a_{k_1, k_2}^{(2)} &= 1_{\{d_{m_1, 0, k_2}^W = k_1\}} (\lambda + m_1 \mu_1 + \mu_2), \quad k_2 = k_1 + 1, k_1 + 2, \dots, m_3 - 1, \\ a_{k_1, m_3}^{(3)} &= 1_{\{d_{m_1, 0, k_2}^W = k_1\}} \lambda, \quad k_2 = m_3. \end{aligned}$$

Observing (b) in Fig. 6, what begins a setup policy at State $(m_1, 0, k)$ is the entering Poisson process to State $(m_1, 0, k)$ whose inter-entering times are i.i.d. and exponential with entering rate either $\lambda + m_1 \mu_1 + \mu_2$ for $0 \leq k \leq m_3 - 1$ or λ for $k = m_3$. Such an entering process is easy to see from (a) in Figure. Since the setup and sleep policies are asynchronous, $a_{k_1, k_2}^{(i)}$ will not contain any transition with the sleep policy because the sleep policy can not be followed by the setup policy at the same time. To express the diagonal entries of $Q_{1,1}$ in Appendix B, we introduce

$$\begin{aligned} b_{k_2}^{(1)} &= \lambda + m_1 \mu_1 + a_{k_1, k_2}^{(1)} + \sum_{k_1=1}^{k_2-1} a_{k_1, k_2}^{(2)}, \quad k_2 = 1, 2, \dots, m_2 - 1, \\ b_{k_2}^{(2)} &= \lambda + m_1 \mu_1 + \sum_{k_1=1}^{m_2} a_{k_1, k_2}^{(2)}, \quad k_2 = m_2, m_2 + 1, \dots, m_3 - 1, \\ b_{k_2}^{(3)} &= m_1 \mu_1 + \sum_{k_1=1}^{m_2} a_{k_1, k_2}^{(3)}, \quad k_2 = m_3. \end{aligned} \tag{50}$$

(c) The sleep policy: For $k_3 = 1, 2, \dots, m_2$, $k_4 = 0, 1, \dots, m_3 - k_3$, and $k_5 =$

$0, 1, \dots, m_2,$

$$\begin{aligned}
a_{k_3, k_4, k_5}^{(0)} &= 1_{\{d_{m_1, k_3, k_4}^S = m_2 - k_5\}} [m_1 \mu_1 + (k_3 + 1) \mu_2], \\
a_{k_3, k_4, k_5}^{(1)} &= 1_{\{d_{m_1, k_3, k_4}^S = m_2 - k_5\}} [\lambda + m_1 \mu_1 + (k_3 + 1) \mu_2], \\
a_{k_3, k_4, k_5}^{(2)} &= 1_{\{d_{m_1, k_3, k_4}^S = m_2 - k_5\}} \lambda, \\
a_{k_3, k_4, k_5}^{(3)} &= 1_{\{d_{m_1, k_3, k_4}^S = m_2 - k_5\}} m_1 \mu_1, \\
a_{k_3, k_4, k_5}^{(4)} &= 1_{\{d_{m_1, k_3, k_4}^S = m_2 - k_5\}} (\lambda + m_1 \mu_1), \\
a_{k_3, k_4, k_5}^{(5)} &= 1_{\{d_{m_1, k_3, k_4}^S = m_2 - k_5\}} (\lambda + m_1 \mu_1 + m_1 \mu_2).
\end{aligned}$$

From (c) in Fig. 6, it is seen that there is a difference between the sleep and setup policies: There exist the state transitions with the sleep policy at many State (m_1, i, k) for $1 \leq i \leq m_2$. Clearly, the state transition with the sleep policy from State (m_1, i, k) is the entering poisson processes with rate be the total entering rate to State (m_1, i, k) . Note that the sleep policy can not be followed by the setup policy at the same time. Thus it is easy to check these state transition rates given in the above ones.

To express the diagonal entries of $Q_{i,i}$ for $2 \leq i \leq m_2 + 1$ in Appendix B, we introduce

$$\begin{aligned}
b_{k_3, k_4}^{(0)} &= \lambda + k_3 \mu_2 + \sum_{k_5=0}^{k_3} a_{k_3, k_4, k_5}^{(0)}, \\
b_{k_3, k_4}^{(1)} &= \lambda + m_1 \mu_1 + k_3 \mu_2 + \sum_{k_5=0}^{k_3} a_{k_3, k_4, k_5}^{(1)}, \\
b_{k_3, k_4}^{(2)} &= m_1 \mu_1 + k_3 \mu_2 + \sum_{k_5=0}^{k_3} a_{k_3, k_4, k_5}^{(2)}, \\
b_{k_3, k_4}^{(3)} &= \lambda + m_2 \mu_2 + \sum_{k_5=0}^{k_3} a_{k_3, k_4, k_5}^{(3)}, \\
b_{k_3, k_4}^{(4)} &= \lambda + m_1 \mu_1 + m_2 \mu_2 + \sum_{k_5=0}^{k_3} a_{k_3, k_4, k_5}^{(4)}, \\
b_{k_3, k_4}^{(5)} &= m_1 \mu_1 + m_2 \mu_2 + \sum_{k_5=0}^{k_3} a_{k_3, k_4, k_5}^{(2)},
\end{aligned}$$

Based on these above state transition rates which are related to either the arrival and service processes or the setup and sleep policies, Fig. 6 provides the state transition

relations of the Markov process $\{\mathbf{X}^{(d)}(t) : t \geq 0\}$. Note that the figure is so complicated that we have to decompose it into three different parts (a) for the arrival and service processes, (b) for the setup policy and (c) for the sleep policy. However, we must say that the three parts must be integrated as a whole.

Appendix B: Block elements in $\mathbf{Q}^{(d)}$

This appendix is to write each block in the matrix $\mathbf{Q}^{(d)}$.

(a) For level 0, it is easy to see that

$$Q_{0,0} = \begin{pmatrix} -\lambda & \lambda & & & \\ \mu_1 & -(\lambda + \mu_1) & & \lambda & \\ & \ddots & \ddots & \ddots & \\ & (m_1 - 1)\mu_1 & -[\lambda + (m_1 - 1)\mu_1] & \lambda & \\ & & m_1\mu_1 & -(\lambda + m_1\mu_1) & \end{pmatrix}, \quad Q_{0,1} = \begin{pmatrix} & & & & \\ & & & & \\ & & & & \\ & & & & \\ \lambda & & & & \end{pmatrix}.$$

(b) For level 1, the work policy affects the infinitesimal generator, and $Q_{1,0}$ is given by

$$Q_{1,0} = \begin{pmatrix} m_1\mu_1 \end{pmatrix}, \quad Q_{1,k_1+1} = \begin{pmatrix} \underbrace{\mathbf{0}, \mathbf{0}, \dots, \mathbf{0}}_{(k_1-1) \text{ 0s}}, A_{k_1} \end{pmatrix}^T,$$

where

$$A_{k_1} = \begin{cases} \text{diag} \left(a_{k_1,k_1}^{(1)}, a_{k_1,k_1+1}^{(2)}, \dots, a_{k_1,m_3-1}^{(2)}, a_{k_1,m_3}^{(3)} \right), & \text{if } 1 \leq k_1 \leq m_2 - 1, \\ \text{diag} \left(a_{k_1,k_1}^{(2)}, a_{k_1,k_1+1}^{(2)}, \dots, a_{k_1,m_3-1}^{(2)}, a_{k_1,m_3}^{(3)} \right), & \text{if } k_1 = m_2, \end{cases}$$

and $\mathbf{0}$ is a block of zeros with suitable size. From (50), we have

$$Q_{1,1} = \begin{pmatrix} -b_1^{(1)} & \lambda & & & \\ m_1\mu_1 & -b_2^{(1)} & & \lambda & \\ & \ddots & \ddots & \ddots & \\ & m_1\mu_1 & -b_{m_2-1}^{(1)} & \lambda & \\ & & m_1\mu_1 & -b_{m_2}^{(2)} & \lambda \\ & & & \ddots & \ddots & \ddots \\ & & & m_1\mu_1 & -b_{m_3-1}^{(2)} & \lambda \\ & & & & m_1\mu_1 & -b_{m_3}^{(3)} \end{pmatrix}. \quad (51)$$

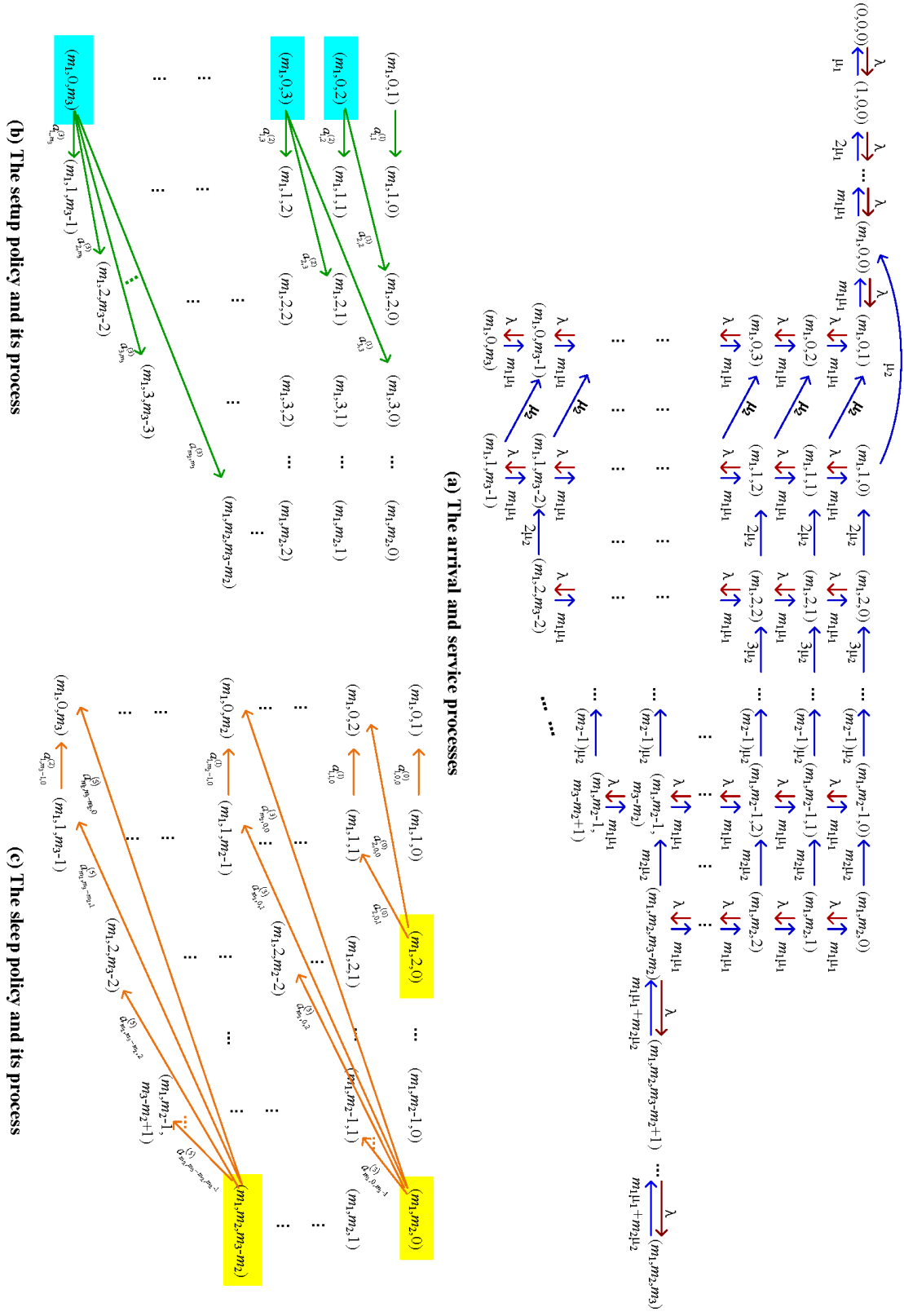


Figure 6: State transition relations of the policy-based Markov process

(c) For level 2, i.e. $k_3 = 1$,

$$Q_{2,0} = \begin{pmatrix} \mu_2 \end{pmatrix}, Q_{2,1} = \begin{pmatrix} a_{1,0,0}^{(0)} & & & & \\ \mu_2 & a_{1,1,0}^{(1)} & & & \\ & \ddots & \ddots & & \\ & & \mu_2 & a_{1,m_3-2,0}^{(1)} & \\ & & & \mu_2 & a_{1,m_3-1,0}^{(2)} \end{pmatrix},$$

and

$$Q_{2,2} = \begin{pmatrix} -b_{1,0}^{(0)} & \lambda & & & \\ m_1\mu_1 & -b_{1,1}^{(1)} & \lambda & & \\ & \ddots & \ddots & \ddots & \\ & & m_1\mu_1 & -b_{1,m_3-2}^{(1)} & \lambda \\ & & & m_1\mu_1 & -b_{1,m_3-1}^{(2)} \end{pmatrix}.$$

(d) For level $k_3 + 1$, $k_3 = 2, 3, \dots, m_2 - 2$.

For $k_5 = 0, 1, \dots, k_3 - 2$,

$$Q_{k_3+1,k_5+1} = \begin{pmatrix} \mathbf{0}, \mathbf{0}, \dots, \mathbf{0}, A_{k_3,k_5} \\ \underbrace{(k_3-k_5) \text{ os}} \end{pmatrix},$$

where

$$A_{k_3,k_5} = \text{diag} \left(a_{k_3,0,k_5}^{(0)}, a_{k_3,1,k_5}^{(1)}, \dots, a_{k_3,m_3-k_3,k_5}^{(1)}, a_{k_3,m_3-k_3,k_5}^{(2)} \right).$$

For $k_5 = k_3 - 1$,

$$Q_{k_3+1,k_3} = \begin{pmatrix} k_3\mu_2 & a_{k_3,0,k_3-1}^{(0)} & & & \\ & k_3\mu_2 & a_{k_3,1,k_3-1}^{(1)} & & \\ & & \ddots & \ddots & \\ & & & k_3\mu_2 & a_{k_3,m_3-k_3-1,k_3-1}^{(1)} \\ & & & & k_3\mu_2 & a_{k_3,m_3-k_3,k_3-1}^{(1)} \end{pmatrix}.$$

For $k_5 = k_3$,

$$Q_{k_3+1,k_3+1} = \begin{pmatrix} -b_{k_3,0}^{(0)} & \lambda & & & \\ m_1\mu_1 & -b_{k_3,1}^{(1)} & \lambda & & \\ & \ddots & \ddots & \ddots & \\ & & m_1\mu_1 & -b_{k_3,m_3-k_3-1}^{(1)} & \lambda \\ & & & m_1\mu_1 & -b_{k_3,m_3-k_3}^{(2)} \end{pmatrix}.$$

(e) For level $m_2 + 1$, i.e. $k_3 = m_2$,

$$Q_{m_2+1,k_5+1} = \begin{pmatrix} \underbrace{\mathbf{0}, \mathbf{0}, \dots, \mathbf{0}}_{(m_2-k_5) \text{ 0s}}, A_{m_2,k_5} \end{pmatrix}, \quad k_5 = 0, 1, \dots, m_2 - 2,$$

where

$$A_{m_2,k_5} = \text{diag} \left(a_{m_2,0,k_5}^{(3)}, a_{m_2,1,k_5}^{(4)}, \dots, a_{m_2,m_3-m_2-1,k_5}^{(4)}, a_{m_2,m_3-m_2,k_5}^{(5)} \right).$$

$$Q_{m_2+1,m_2} = \begin{pmatrix} m_2\mu_2 & a_{m_2,0,m_2-1}^{(3)} & & & \\ & m_2\mu_2 & a_{m_2,1,m_2-1}^{(4)} & & \\ & & \ddots & \ddots & \\ & & & m_2\mu_2 & a_{m_2,m_3-m_2-1,m_2-1}^{(4)} \\ & & & & m_2\mu_2 & a_{m_2,m_3-m_2,m_2-1}^{(5)} \end{pmatrix},$$

$$Q_{m_2+1,m_2+2} = \begin{pmatrix} \\ \\ \lambda \end{pmatrix}.$$

and

$$Q_{m_2+1,m_2+1} = \begin{pmatrix} -b_{m_2,0}^{(3)} & \lambda & & & \\ m_1\mu_1 & -b_{m_2,1}^{(4)} & \lambda & & \\ & \ddots & \ddots & \ddots & \\ & & m_1\mu_1 & -b_{m_2,m_3-m_2-1}^{(4)} & \lambda \\ & & & m_1\mu_1 & -b_{m_2,m_3-m_2}^{(5)} \end{pmatrix}.$$

(f) For level $m_2 + 2$,

$$Q_{m_2+2,m_2+1} = \begin{pmatrix} a \end{pmatrix}, \quad Q_{m_2+2,m_2+2} = \begin{pmatrix} -(\lambda + a) & \lambda & & & \\ a & -(\lambda + a) & \lambda & & \\ \ddots & & \ddots & \ddots & \\ & a & -(\lambda + a) & \lambda & \\ & & a & -a \end{pmatrix},$$

where $a = m_1\mu_1 + m_2\mu_2$.

Acknowledgements

Quan-Lin Li was supported by the National Natural Science Foundation of China under grant No. 71671158 and No. 71471160, and by the Natural Science Foundation of Hebei province under grant No. G2017203277. Li Xia was supported by the National Key Research and Development Program of China (2016YFB0901900, 2017YFC0704100), the National Natural Science Foundation of China under grant No. 61573206 and No. U1301254, the National 111 International Collaboration Project (B06002).

References

- [1] Arjona, A. J., Chatzipapas, A., Fernandez, A. A., & Mancuso, V., A measurement-based analysis of the energy consumption of data center servers, In *The 5th ACM International Conference on Future Energy Systems*, pp. 63–74 (2014)
- [2] Barroso, L. A. & Hölzle, U., The case for energy-proportional computing, *Computer*, 40(12), 33–37 (2007)
- [3] Benini, L., Bogliolo, A., & De Micheli, G., A survey of design techniques for system-level dynamic power management, *IEEE Transactions on Very Large Scale Integration (VLSI) Systems*, 8(3), 299–316 (2000)
- [4] Benini, L., Bogliolo, A., Paleologo, G. A., & De Micheli, G., Policy optimization for dynamic power management, *IEEE Transactions on Computer-Aided Design of Integrated Circuits and Systems*, 18(6), 813–833 (1999)
- [5] Becker, R., Zilberstein, S., & Lesser, V., Decentralized Markov decision processes with event-driven interactions, In *Proceedings of the Third International Joint Conference on Autonomous Agents and Multiagent Systems*, 1, pp. 302–309 (2004)
- [6] Cao, X. R., *Stochastic learning and optimization—A sensitivity-based approach*. New York: Springer (2007)
- [7] Çavdar, D., & Alagoz, F., A survey of research on greening data centers, In *IEEE Global Communications Conference (GLOBECOM)*, pp. 3237–3242 (2012)
- [8] Dayarathna, M., Wen, Y., & Fan, R., Data center energy consumption modeling: a survey, *IEEE Communications Surveys & Tutorials*, 18(1), 732–794 (2016)

- [9] Engel, Y., & Etzion, O., Towards proactive event-driven computing, In *Proceedings of the 5th ACM International Conference on Distributed Event-Based System*, pp. 125–136 (2011)
- [10] Gandhi, A., *Dynamic server provisioning for data center power management*. Ph.D. Thesis, School of Computer Science, Carnegie Mellon University, Pittsburgh, USA (2013)
- [11] Gandhi, A., Doroudi, S., Harchol-Balter, M., & Scheller-Wolf, A., Exact analysis of the M/M/k/setup class of Markov chains via recursive renewal reward, *Queueing Systems*, 77(2), 177–209 (2014)
- [12] Gandhi, A., Gupta, V., Harchol-Balter, M., & Kozuch, M. A., Optimality analysis of energy-performance trade-off for server farm management, *Performance Evaluation*, 67(11), 1155–1171 (2010)
- [13] Gandhi, A., & Harchol-Balter, M., M/G/k with staggered setup, *Operations Research Letters*, 41(4), 317–320 (2013)
- [14] Gandhi, A., Harchol-Balter, M., & Adan, I., Server farms with setup costs, *Performance Evaluation*, 67(11), 1123–1138 (2010)
- [15] Gandhi, A., Harchol-Balter, M., & Kozuch, M. A., Are sleep states effective in data centers? In *International Green Computing Conference (IGCC)*, pp. 1–10 (2012)
- [16] Gebrehiwot, M. E., Aalto, S., & Lassila, P., Optimal energy-aware control policies for FIFO servers, *Performance Evaluation*, 103, 41–59 (2016)
- [17] Gebrehiwot, M. E., Aalto, S., & Lassila, P., Energy-performance trade-off for processor sharing queues with setup delay, *Operations Research Letters*, 44(1), 101–106 (2016)
- [18] Gebrehiwot, M. E., Aalto, S., & Lassila, P., Energy-aware SRPT server with batch arrivals: Analysis and optimization, *Performance Evaluation*, 15, 92–107 (2017)
- [19] Hammadi, A., & Mhamdi, L., A survey on architectures and energy efficiency in Data Center Networks, *Computer Communications*, 40, 1–21 (2014)

- [20] Hipp, S. K., & Holzbaaur, U. D., Decision processes with monotone hysteretic policies, *Operations Research*, 36(4), 585–588 (1988)
- [21] Huang, L., & Neely, M. J., Utility optimal scheduling in energy-harvesting networks, *IEEE/ACM Transactions on Networking*, 21(4), 1117–1130 (2013)
- [22] Kamitsos, I., Andrew, L., Kim, H., & Chiang, M., Optimal sleep patterns for serving delay-tolerant jobs, In *Proceedings of the 1st International Conference on Energy-Efficient Computing and Networking*, pp. 31–40 (2010)
- [23] Kamitsos, I., Andrew, L., Kim, H., & Ha, S., Better energy-delay tradeoff via server resource pooling, In *The International Conference on Computing, Networking and Communications*, pp. 611–616 (2012)
- [24] Kamitsos, I., Ha, S., Andrew, L., Bawa, J., Butnariu, D., Kim, H., & Chiang, M., Optimal sleeping: models and experiments for energy-delay tradeoff, *International Journal of Systems Science: Operations & Logistics*, 4(4), 356–371 (2017)
- [25] Kliazovich, D., Bouvry, P., & Khan, S. U., DENS: data center energy-efficient network-aware scheduling, *Cluster Computing*, 16(1), 65–75 (2013)
- [26] Koole, G., Structural results for the control of queueing systems using event-based dynamic programming, *Queueing Systems*, 30(3–4), 323–339 (1998)
- [27] Kuehn, P. J., & Mashaly, M. E., Automatic energy efficiency management of data center resources by load-dependent server activation and sleep modes, *Ad Hoc Networks*, 25, 497–504 (2015)
- [28] Li, Q. L., *Constructive computation in stochastic models with applications: the RG-factorizations*. Springer (2010)
- [29] Li, Q. L., & Cao, J., Two types of RG-factorizations of quasi-birth-and-death processes and their applications to stochastic integral functionals, *Stochastic Models*, 20(3), 299–340 (2004)
- [30] Li, Q. L., Ma, J. Y., Xie, M. Z., & Xia, L., Group-server queues, In *International Conference on Queueing Theory and Network Applications*, pp. 49–72 (2017)

- [31] Lu, F. V., & Serfozo, R. F., M/M/1 queueing decision processes with monotone hysteretic optimal policies, *Operations Research*, 32(5), 1116–1132 (1984)
- [32] Ma, J. Y., Xia, L., & Li, Q. L., Optimal energy-efficient policies for data centers through sensitivity-based optimization, arXiv preprint, arXiv: 1808.07905 (2018)
- [33] Maccio, V. J., & Down, D. G., On optimal policies for energy-aware servers, *Performance Evaluation*, 90, 36–52 (2015)
- [34] Maccio, V. J., & Down, D. G., Exact analysis of energy-aware multiserver queueing systems with setup times, In *IEEE 24th International Symposium on Modeling, Analysis and Simulation of Computer and Telecommunication Systems*, pp. 11–20 (2016)
- [35] Mazzucco, M., Dyachuk, D., & Deters, R., Maximizing cloud providers revenues via energy aware allocation policies, In *IEEE International Conference on Cloud Computing*, pp. 131–138 (2010)
- [36] Mazzucco, M., Dyachuk, D., & Dikaiakos, M., Profit-aware server allocation for green internet services. In *IEEE International Symposium on Modeling, Analysis and Simulation of Computer and Telecommunication Systems*, pp. 277–284 (2010)
- [37] Mitrani, I., Service center trade-offs between customer impatience and power consumption, *Performance Evaluation*, 68(11), 1222–1231 (2011)
- [38] Mitrani, I., Managing performance and power consumption in a server farm, *Annals of Operations Research*, 202(1), 121–134 (2013)
- [39] Phung-Duc, T., Impatient customers in power-saving data centers. In *International Conference on Analytical and Stochastic Modeling Techniques and Applications*, pp. 185–199 (2014)
- [40] Phung-Duc, T., & Kawanishi, K. I., Energy-aware data centers with s-staggered setup and abandonment, In *International Conference on Analytical and Stochastic Modeling Techniques and Applications*, pp. 269–283 (2016)
- [41] Phung-Duc, T., Exact solutions for M/M/c/setup queues, *Telecommunication Systems*, 64(2), 309–324 (2017)

- [42] Puterman, M. L., *Markov decision processes: discrete stochastic dynamic programming*. John Wiley & Sons (2014)
- [43] Qiu, Q., & Pedram, M., Dynamic power management based on continuous-time Markov decision processes, In *Proceedings of the 36th Annual ACM/IEEE Design Automation Conference*, pp. 555–561 (1999)
- [44] Qiu, Q., Qu, Q., & Pedram, M., Stochastic modeling of a power-managed system-construction and optimization, *IEEE Transactions on Computer-Aided Design of Integrated Circuits and Systems*, 20(10), 1200–1217 (2001)
- [45] Schwartz, C., Pries, R., & Tran-Gia, P., A queuing analysis of an energy-saving mechanism in data centers, In *The International Conference on Information Network (ICOIN)*, pp. 70–75 (2012)
- [46] Shuja, J., Bilal, K., Madani, S. A., Othman, M., Ranjan, R., Balaji, P., & Khan, S. U., Survey of techniques and architectures for designing energy-efficient data centers, *IEEE Systems Journal*, 10(2), 507–519 (2016)
- [47] Šimunić, T., Benini, L., Glynn, P., & De Micheli, G., Event-driven power management, *IEEE Transactions on Computer-Aided Design of Integrated Circuits and Systems*, 20(7), 840–857 (2001)
- [48] Uddin, M., Darabidarabkhani, Y., Shah, A., & Memon, J., Evaluating power efficient algorithms for efficiency and carbon emissions in cloud data centers: A review, *Renewable and Sustainable Energy Reviews*, 51, 1553–1563 (2015)
- [49] Xia, L., Service rate control of closed Jackson networks from game theoretic perspective, *European Journal of Operational Research*, 237(2), 546–554 (2014)
- [50] Xia, L., Event-based optimization of admission control in open queueing networks, *Discrete Event Dynamic Systems: Theory and Applications*, 24(2), 133–151 (2014)
- [51] Xia, L., & Cao, X. R., Performance optimization of queueing systems with perturbation realization, *European Journal of Operational Research*, 218(2), 293–304 (2012)
- [52] Xia, L., & Chen, S., Dynamic pricing control for open queueing networks, *IEEE Transactions on Automatic Control, Online Publication*, 1–11 (2018)

- [53] Xia, L., He, Q. M., & Alfa, A. S., Optimal control of state-dependent service rates in a MAP/M/1 queue, *IEEE Transactions on Automatic Control*, 62(10), 4965–4979 (2017)
- [54] Xia, L., & Jia, Q. S., Parameterized Markov decision process and its application to service rate control, *Automatica*, 54, 29–35 (2015)
- [55] Xia, L., Miller, D., Zhou, Z., & Bambos, N., Service rate control of tandem queues with power constraints, *IEEE Transactions on Automatic Control*, 62(10), 5111–5123 (2017)
- [56] Xia, L., & Shihada, B., Max-min optimality of service rate control in closed queueing networks, *IEEE Transactions on Automatic Control*, 58(4), 1051–1056 (2013)
- [57] Xia, L., & Shihada, B., A Jackson network model and threshold policy for joint optimization of energy and delay in multi-hop wireless networks, *European Journal of Operational Research*, 242(3), 778–787 (2015)
- [58] Xia, L., Zhang, Z. G., Li, Q. L., & Glynn, P. W., A c/μ -rule for service resource allocation in group-server queues, arXiv preprint, arXiv: 1807.05367 (2018)
- [59] Yang, J., Zhang, S., Wu, X., Ran, Y., & Xi, H., Online learning-based server provisioning for electricity cost reduction in data center, *IEEE Transactions on Control Systems Technology*, 25(3), 1044–1051 (2017)
- [60] Yao, Y., Huang, L., Sharma, A. B., Golubchik, L., & Neely, M. J., Power cost reduction in distributed data centers: A two-time-scale approach for delay tolerant workloads, *IEEE Transactions on Parallel and Distributed Systems*, 25(1), 200–211 (2014)