

Evidence for Modified Newtonian Dynamics from Cavendish-type gravitational constant experiments

Norbert Klein, Imperial College London, Department of Materials

South Kensington Campus, London SW7 2AZ, United Kingdom

Abstract: Recent experimental results for the gravitational constant G from Cavendish-type experiments were analysed in the framework of MOND (Modified Newtonian Dynamics). The basic assumption for the analysis is that MOND corrections apply only to the component of the gravitational field which leads to an accelerated motion of the pendulum body according to Newton's second law. The analysis is based on numerical solutions of the MOND corrected differential equation for a linear pendulum at small acceleration magnitudes of the order of Milgrom's fundamental acceleration parameter $a_0 \approx 10^{-10} \text{ m/s}^2$ for the case of a mixed gravitational and electromagnetic pendulum restoring force. The results from the pendulum simulations were employed to fit experimental data from recent Cavendish-type experiments with reported discrepancies between G values determined by different measurement methods for a similar experimental setup, namely time of swing, angular acceleration feedback, electrostatic servo and static deflection methods. The analysis revealed that the reported discrepancies can be explained by MOND corrections with one single fit parameter. In fact, the MOND corrected results from all Cavendish-type experiments published over the last decade were found to be consistent with a value of $G = 6.6742 \cdot 10^{-11} \text{ m}^3\text{kg}^{-1} \text{ s}^{-2}$ within a standard deviation of 14 ppm.

1. Introduction

Gravity is by far the biggest challenge of fundamental physics. Although Einstein's theory of general relativity has successfully passed any experimental test so far, culminating in the recent direct observation of gravitational waves [1], the dynamics of galaxies remains an open issue. Whereas the mainstream explanation for galaxy rotation curves is still cold dark matter (CDM) [2] - a glue which holds galaxies together without violating Newton's law of gravity - it has emerged recently that all galaxy rotation curves follow a universal law [3]. This universal relation between the observed acceleration - determined from galaxy rotation curves - and the calculated acceleration due to baryonic - i.e. visible - matter according to Newton's law is controlled by one fundamental acceleration parameter a_0 , its numerical value is about 10^{-10} m/s^2 . CDM models so far have failed to provide a consistent explanation for this universal relation. Numerous experiments designed to detect potential dark matter particles have produced only null results till date [2]. Keeping in mind the relevance of dark matter for our current understanding of the universe, these difficulties represent a quite substantial crisis of fundamental physics, but at the same time provide a great challenge for new ideas and discoveries in the future.

As an alternative to the dark matter paradigm, modifications of Newton's law have been suggested to explain galaxy rotation curves - as a viable alternative to CDM. The most noticeable approaches are summarized under Modified Newtonian Dynamics (MOND), introduced by Milgrom in 1983 [5,6].

According to the MOND paradigm, which is purely phenomenological, the gravitational acceleration field of an isolated point mass deviates from the Newtonian acceleration a_N according to

$$a_{MOND} = a_N F(|a_N|/a_0) \quad \text{with } F(|a_N|/a_0 \rightarrow \infty) = 1 \quad \text{and } F(|a_N|/a_0 \rightarrow 0) = \sqrt{a_0/|a_N|} \quad \text{Eq. 1}$$

with $a_0 = 1.2 \cdot 10^{-10} \text{ m/s}^2$ denoting the fundamental acceleration parameter of MOND [6]. The so-called MOND interpolation function F depends on the ratio of the magnitude of the Newtonian acceleration a_N to a_0 . The constraints for the choice of F are the Newtonian limit ($|a_N| \gg a_0$) and the so-called “deep MOND limit” ($|a_N| \ll a_0$). In the deep MOND limit the acceleration field of a point mass M is given by $a_{MOND} = (GMa_0)^{1/2}/r$ (G = gravitational constant), which describes the observed “flat” (radius independent) galaxy rotation curves very well. Flat rotation curves are not consistent with Newton’s law – without the assumption of vast amounts of dark matter within a well-matched halo around each galaxy. The $M^{1/2}$ dependence of a_{MOND} in the deep MOND limit illustrates that MOND is a nonlinear theory, which has implications for the dynamical behaviour of moving masses in a gravitational field.

Except its limits, the choice of the interpolation function F is not determined by any physical law. According to the MOND version based on a modified Poisson equation [7] often the functions “MOND simple”

$$F_{MOND\text{simple}}(|a_N|/a_0) = \left[\frac{1}{2} + \sqrt{\frac{1}{4} + \frac{a_0}{|a_N|}} \right] \quad \text{Eq. 2}$$

or “MOND standard”

$$F_{MOND\text{standard}}(|a_N|/a_0) = \sqrt{\frac{1}{2} + \frac{1}{2} \sqrt{1 + \left(\frac{2a_0}{|a_N|} \right)^2}} \quad \text{Eq. 3}$$

have been used to fit galaxy rotation curves. More recently, Mc Gaugh suggested

$$F_{McGaugh}(|a_N|/a_0) = \frac{1}{1 - \exp(-\sqrt{|a_N|/a_0})} \quad \text{Eq. 4}$$

as best choice to fit the plethora of galaxy rotation curves [3,4]. However, as pointed out in [9] the different functions look quite similar for the typical range of galactic acceleration magnitudes between 10^{-12} and 10^{-10} m/s^2 – given the large errors of experimental data. Typical Cavendish type G experiments operate in the range of 10^{-8} to 10^{-7} m/s^2 , therefore any possible extrapolation of galaxy rotation data via MOND crucially depends on the choice of F . As a possible choice which makes a good fit to galaxy rotation curves, but allows to control the smoothness of the transition to the Newtonian regime by one parameter

$$F_{Klein}(|a_N|/a_0) = \left[1 + \left(\frac{a_0}{|a_N|} \right)^\beta \right]^{\frac{1}{2\beta}} \quad \text{Eq. 5}$$

was suggested recently with β to be used as fit parameter [8]. As discussed later (see Fig. 8), β values between ca. 0.8 and 2 cover the “smoothness” range between “MOND simple” and “MOND standard” and allow for reasonable fits to galaxy rotation curves. It is important to note that no particular choice of the MOND interpolation function is outstanding with regards to any possible physical explanation of MOND effects.

The key difference between the different interpretations of the MOND paradigm is determined by the exact meaning of $|a_N|$ in the argument of F , in case of scenarios where more than one point mass is present: According to the MOND version formulated by a modified Poisson equation $|a_N|$ is the magnitude of the total gravitational field [7]. This excludes the observability of MOND effects on earth and even within our solar system. Moreover, it leads to the so-called “external field effect”, which is important for MOND dynamics of satellite galaxies [11].

According to the modified inertia interpretation of MOND [10] $|a_N|$ describes the component of the gravitational field which leads to an accelerated motion of a test mass. In case of an ideal torsion pendulum (see Fig. 1) the plane perpendicular to the pendulum in which the pendulum body rotates represents an approximative two-dimensional inertial frame of reference for the limit of infinite pendulum length. Gravitational fields of moon and sun, the centrifugal acceleration due to the rotation of the earth and local gravitational sources like buildings contribute to the local gravitational field vector ($\mathbf{g}_{\text{local}}$ in Fig. 1) which defines the pendulum alignment. Gravity gradients due to massive objects close to the pendulum centre may lead to a net torque, which is a well-known problem to deal with for high precision G measurements. However, with regards to MOND corrections, which are determined by the magnitude of the acceleration of the pendulum when the source masses are moved between far and near position (see Fig. 1), the effect of these gradients is negligible. As discussed in detail in section 3, in case of the angular acceleration feedback (AAF) method the pendulum rotates on a turntable, which leads to a centripetal acceleration of the pendulum body (ideally composed of two point masses connected by a massless bar, see Fig. 1), which can be larger than the angular acceleration of the pendulum due to the moving source masses. Owing to the equivalence of an enforced accelerated motion and gravity according to General Relativity (rotating spaceship aiming to mimic gravity for astronauts), the centripetal acceleration needs to be considered for MOND corrections.

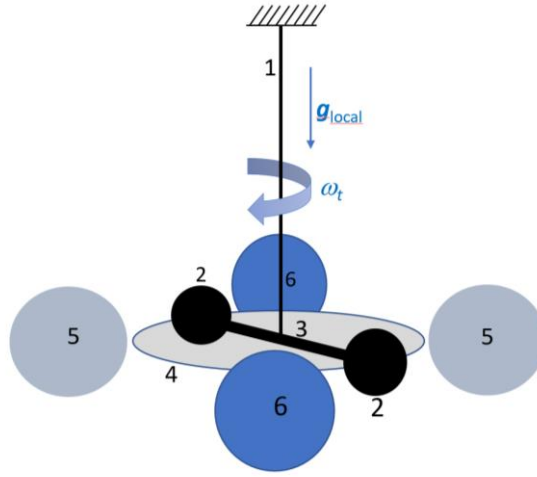


Fig.1: Schematics of a Cavendish type G experiment. A suspended torsion wire or torsion strip (1) is employed as suspension of a test mass, ideally composed of two spherical masses (2) which are connected by a massless rigid bar (3). The plane oriented perpendicular to the local effective gravity vector $\mathbf{g}_{\text{local}}$ (4) represents an approximative 2D inertial frame of reference (4). Two source masses are arranged with their centre-of-mass within this plane (4) and can be moved between near (5) and far position (6) in order to generate a torque to the torsion wire, which is measured via angular deflection of the pendulum in order to determine G . In case of the AFF method (see text) the pendulum is rotated at a constant angular velocity ω_t around its axis.

Torsion pendulum experiments are incredible sensitive and have been used to test violations of Newton's second law at acceleration magnitudes as low as 10^{-13} m/s^2 : According to the results reported by Gundlach et al. [12] deviations from Newton's second law can be excluded for acceleration magnitudes as low as 10^{-13} m/s^2 , but only for electromagnetic forces causing the acceleration of the pendulum body - in his case the restoring torque from the torsion fibre which originates from elastic properties of the fibre material. Based on this experimental constraint any reasonable inertia interpretation of MOND is limited to MOND modifications of the inertia for an acceleration by a gravitational force only. According to this limitation, the MOND inertia interpretation taken as basis for the analysis discussed in this contribution is identical to a MOND correction of the gravitational acceleration which generates an accelerated motion – in case of a torsion pendulum the accelerated motion of the pendulum body. In the context of general relativity this MOND interpretation suggest deviations from Newton's second law just in case of the magnitude of the gradient of the space time curvature in the direction of the pendulum motion being small enough.

In spite of the high sensitivity of torsion balance experiments and the long history going back to Cavendish in 1798, the second big challenge related to gravity is the large scattering of G values determined from different experiments – or even when different modes of operation are applied in one experiment. Fig. 2, which is reproduced from a recent review article by Rothleitner and Schlamming [13], illustrates the current situation:

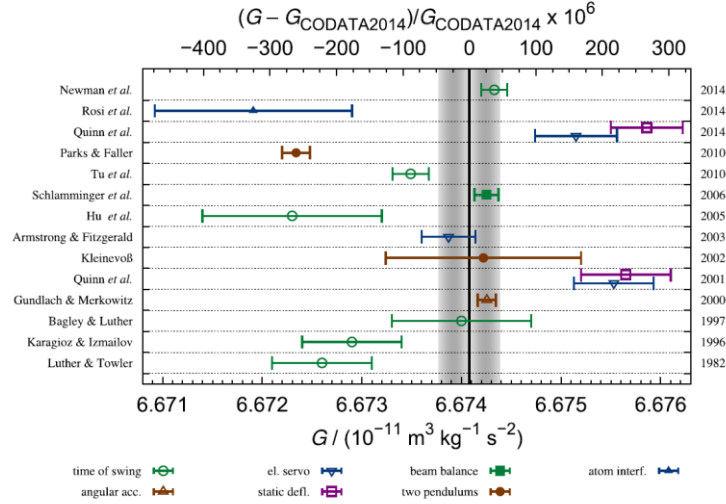


Fig.2 (reproduced from [13]): Recent measurements of G with given uncertainties. The analysis presented in this contribution is restricted to Cavendish torsion pendulum experiments (open symbols) using time-of-swing (circles), static deflection (squares), electric servo (downwards triangles) and angular acceleration (upwards triangles) methods. The 2018 results by Li et al. [14] are not included.

In spite of careful error analysis including “known” systematic errors, the scattering of the data is far bigger than the error bars of individual experiments. Even for the Cavendish experiments alone the scattering around the CODATA value is around ± 200 ppm. Most of the non-Cavendish type experiments employ very large source masses, such that MOND corrections would be in conflict with the observed constraints for deviations from Newtonian gravity within in our solar system (see section 4), and are therefore not considered for the MOND analysis.

In section 3 I will present a data analysis in the framework of MOND for those reported Cavendish experiments where more than one method to determine G was employed. The reported results from the BIPM experiment (BIPM = Bureau International des Poids et Mesures [15]) by Quinn et al [16-18] are outstanding with respect to MOND because this experiment employs a thin torsion strip rather than a torsion wire: in case of a torsion strip any twist leads to a miniscule lift of the pendulum body in the gravitational field of the earth [18]. Therefore, for the strip ca. 97 % of the restoring torque of this pendulum is of gravitational rather than of electromagnetic nature, unlike for a torsion wire. This unique experiment resembles a simple gravity pendulum, but retains the advantages of a torsion pendulum, in particular weak excitation by seismically driven motion of the pendulum suspension. Moreover, the lossless restoring torque leads to much higher quality factors of the torsion resonance of several 10^5 , which reduces the pendulum jitter caused by thermal noise [19].

2. The dynamical behaviour of a “MOND pendulum”

Since MOND corrections of Newton’s law are determined by a linear acceleration scale, it is more straightforward to consider a linear rather than a torsion pendulum. In section 3 the comparison with experimental data will be pursued by working out the angular acceleration from the data given in the published documentation and by an estimation of the equivalent maximum linear acceleration magnitude to be employed for the MOND correction.

The differential equation of motion for a linear pendulum with a partial gravitational and electromagnetic restoring force in the Newtonian limit can be written as

$$m\ddot{x}(t) + (\kappa_g + \kappa_{em})x(t) + \alpha\dot{x}(t) = mg_{ext}(t) \quad \text{Eq. 6}$$

with m denoting the mass of the pendulum body, κ_g and κ_{em} representing the gravitational and electromagnetic component of the restoring force coefficient, respectively. α is the damping constant and $g_{ext}(t)$ the time dependent acceleration field which is determined by the timing of motion of the source masses, usually between two different angular positions (referred as “near” and “far” position), such that the gravitational force between the source masses and the pendulum body generates a torque. Introducing χ as a parameter which describes the relative amount of electromagnetic restoring force

$$\chi = \frac{\kappa_{em}}{\kappa_g + \kappa_{em}} \quad \text{Eq. 7}$$

and the quality factor Q which describes the number of pendulum periods until the amplitude of free oscillations decays to $1/e$. Eq. 6 can be re-written as

$$\ddot{x}(t) + \omega_0^2(1 - \chi)x(t) + \frac{\omega_0^2}{Q}\dot{x}(t) = g_{ext}(t) \quad \text{Eq. 8}$$

with $\omega_0^2 = (\kappa_g + \kappa_{em})/m$ denoting the angular resonance frequency of the pendulum in case of zero damping ($Q \rightarrow \infty$). As discussed in the previous section, the MOND correction is applied to the gravitational acceleration terms only:

$$\ddot{x}(t) = \left[g_{ext}(t) - \omega_0^2(1 - \chi)x(t) \right] \cdot F\left(\left| g_{ext}(t) - \omega_0^2(1 - \chi)x(t) \right| / a_0 \right) - \omega_0^2\chi x(t) - \frac{\omega_0}{Q}\dot{x}(t) \quad \text{Eq. 9}$$

For the case of a pure electromagnetic restoring force ($\chi = 1$) the MOND correction is applied to the external gravitational field resulting from the motion of source masses between “far” and “near” position. In case of a pure gravitational restoring force ($\chi=0$) the sum of the external and the restoring acceleration needs to be MOND corrected. Since the gravitational force is conservative in the Newtonian limit, the pendulum damping term is considered as electromagnetic and therefore not MOND corrected.

For a given set of start parameters $x(t_0=0)=0$ and $\dot{x}(t_0=0)=0$ the iteration ($i=0$ to N_{max})

$$\begin{aligned} \ddot{x}(t_i) &= \left[g_{ext}(t_i) - \omega_0^2(1 - \chi)x(t_i) \right] \cdot F\left(\left| g_{ext}(t_i) - \omega_0^2(1 - \chi)x(t_i) \right| / a_0 \right) - \omega_0^2\chi x(t_i) - \frac{\omega_0}{Q}\dot{x}(t_i) \\ \dot{x}(t_{i+1}) &= \dot{x}(t_i) + \ddot{x}(t_i)(t_{i+1} - t_i) \\ x(t_{i+1}) &= x(t_i) + \dot{x}(t_i)(t_{i+1} - t_i) \end{aligned} \quad \text{Eq.10}$$

was employed to calculate $x(t)$ using a MATLAB script. In order to reduce numerical errors to an acceptable level, in particular for the determination of small changes of the pendulum resonance frequency due to MOND effects, $N_{max} \approx 1$ million was found to be sufficient for the calculation of $x(t)$

over 5-10 pendulum periods. For $g_{\text{ext}}(t)$ a ramp was chosen starting with $g_{\text{ext}}(t=0) = 0$ and a linear increase of $g(t)$ towards a constant value g_0 for $t \geq T_{\text{ramp}}$. It turned out that the new equilibrium position taken by the pendulum at $t > T_{\text{ramp}}$, which is equal to $\omega_0^2 g_0$ in the Newtonian limit, is independent of T_{ramp} - in case of MOND corrections being included. Also, nonlinear $g_{\text{ext}}(t)$ did not change the new equilibrium position. This is not a trivial statement because of the nonlinear character of MOND.

Fig. 3 shows selected examples of simulations. In order to visualize MOND effects, a low acceleration value of $g_0 = a_0 = 1.2 \cdot 10^{-10} \text{ m/s}^2$ was chosen. The chosen MOND interpolation function according to Eq. 5 with $\beta = 1.25$ results in a MOND enhancement of the acceleration at $a_N = a_0$ by a factor 1.321. The amplitudes x are presented in units of $\omega_0^2 g_0$, i.e. $x = 1$ represents the Newtonian case. It is important to note that the general picture is independent of the choice of the interpolation function.

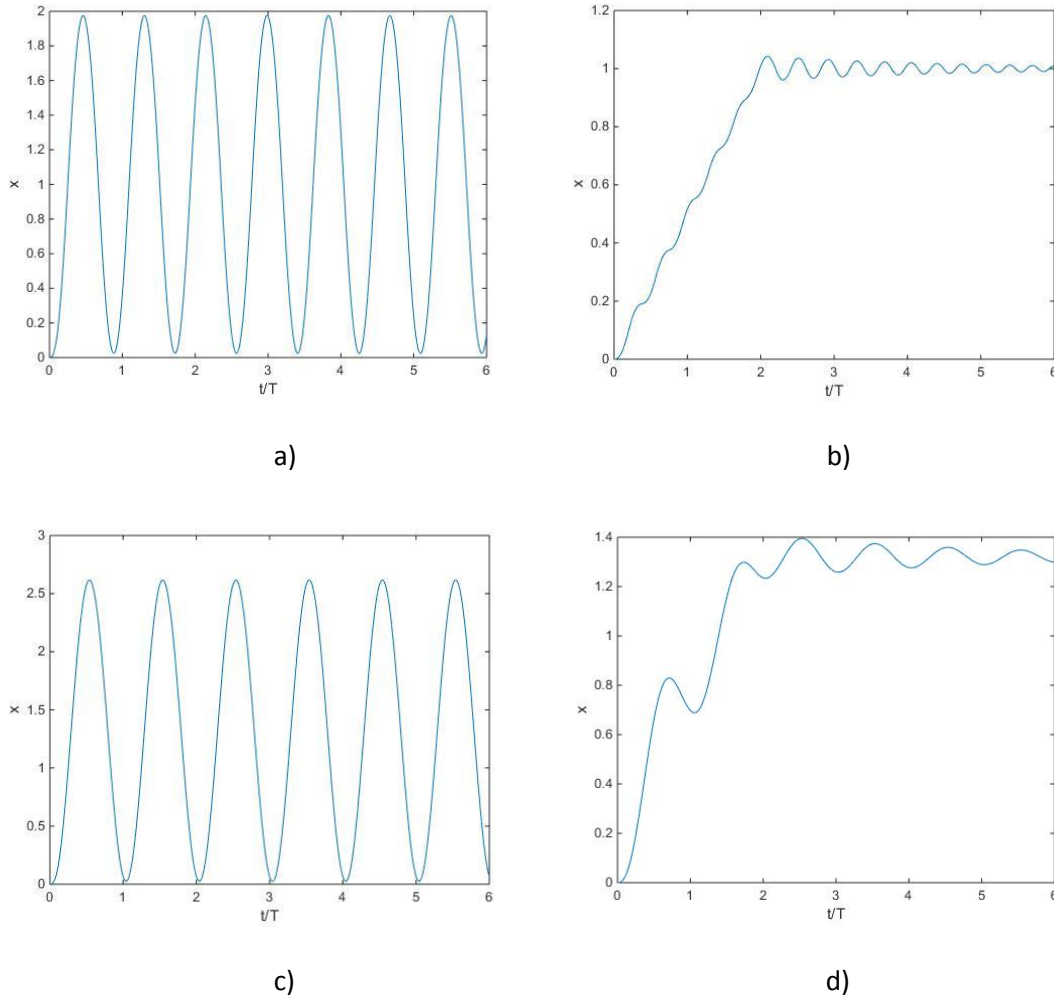


Fig. 3: Results of simulations at $g_0 = a_0$. Displacements x in units of a_0 / ω_0^2 . Static enhancement with respect to Newton: $g_{\text{MOND}} / g_{\text{Newton}} = 1.321$.

- a) Gravitational restoring force, short ramp ($T_{\text{ramp}} = 0.2 \cdot T$), no damping ($Q = 10^5$)
- b) Gravitational restoring force, long ramp ($T_{\text{ramp}} = 2 \cdot T$), strong damping ($Q = 3$)
- c) Electromagnetic restoring force, short ramp ($T_{\text{ramp}} = 0.2 \cdot T$), no damping ($Q = 10^5$)
- d) Electromagnetic restoring force, long ramp ($T_{\text{ramp}} = 2 \cdot T$), strong damping ($Q = 3$)

Fig. 3a shows the results for the case of a pure gravitational restoring force ($\chi = 0$) for nearly zero damping ($Q = 10^5$) and a short ramp ($T_{\text{ramp}} = 0.2 \cdot T$) with T denoting the pendulum period $T = 2\pi/\omega_0$ in the Newtonian limit. The time is presented in units of T . The simulation reveals a sinusoidal behaviour of $x(t)$, but with a frequency which is noticeable larger than in the Newtonian limit. Like in the Newtonian case, the pendulum still oscillates around $x = 1$. Fig. 3b shows the result of the simulation for a gravitational pendulum with strong damping ($Q = 3$) and T_{ramp} equal to two pendulum periods. The results reveal a further increase of the pendulum frequency in comparison to Fig. 3a, but the Newtonian value for the equilibrium value of the oscillation for $t > T_{\text{ramp}}$ is retained. The frequency of the oscillation is directly related to its amplitude.

Figs. 3c and d show the simulated response of the pendulum for the case of an electromagnetic restoring force ($\chi = 1$) for zero (c) and strong damping (d). In this case the pendulum resonance frequency retains the Newtonian value, but the equilibrium position for $t > T_{\text{ramp}}$ is increased by an amount $F_{\text{MOND}}(|g_0|/a_0)$, which is 1.321 for the given example.

Therefore, a conventional torsion pendulum based on a torsion fibre with dominant electromagnetic restoring force allows to measure MOND effects from the determination of the static deflection or by compensation of the torque by an electrostatic force (electric servo according to Fig. 2 [18]). In contrast, in case of a gravitational pendulum (torsion strip with dominant gravitational restoring force) only the servo should allow to observe the MOND enhancement of the pendulum twist, because in this case the pendulum does not oscillate and the nature of the pendulum restoring force is irrelevant. In case of the static deflection method, the restoring force coefficient κ needs to be determined with high precision in order to work out the torque from the measured deflection. Usually κ is determined from a measurement of the pendulum frequency ω_0 [18]. Since the pendulum amplitude determines the MOND-related frequency increase $\Delta\omega_0$ of the pendulum, the corresponding relative increase of κ is given by

$$\frac{\Delta\kappa}{\kappa} = 2 \frac{\Delta\omega_0}{\omega_0}. \quad \text{Eq. 11}$$

The “factor 2” in Eq. 11 results from $\omega_0 \propto \kappa^{1/2}$.

Fig. 4 shows the relative frequency change for a gravitational pendulum without damping as a function of the magnitude of Newtonian acceleration of the pendulum body (in units of a_0) in comparison to the static MOND acceleration enhancement. Each point of the curve is determined by numerical simulations. The MOND interpolation function used in Fig. 4 can be used to work out the expected discrepancy between G measured by static deflection and servo methods for the case of a gravitational pendulum (see section 3).

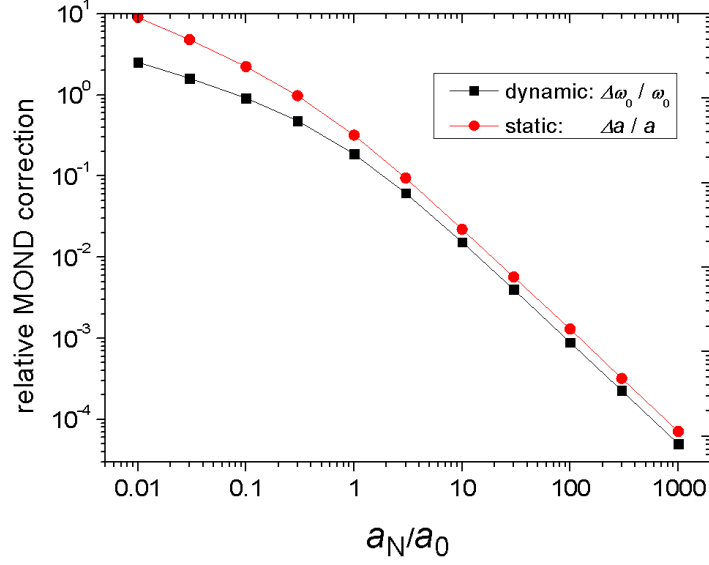


Fig. 4: Simulated relative change of resonance frequency due to MOND for a pure gravitational pendulum without damping. The results are displayed as a function of the amplitude of the harmonic Newtonian pendulum acceleration amplitude in units of a_0 . The relative acceleration increase due to MOND is shown for comparison.

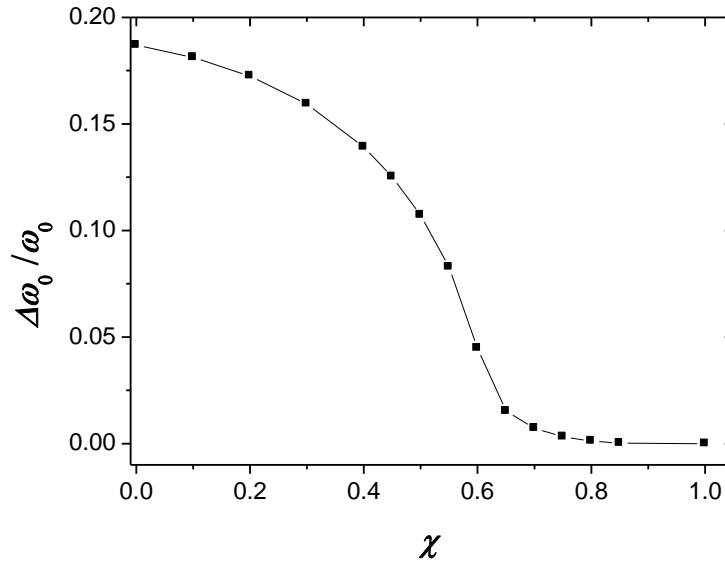


Fig. 5: Calculated relative frequency change of a pendulum due to MOND as a function of the relative fraction of the electromagnetic portion χ of the pendulum restoring force coefficient for a pendulum acceleration amplitude of a_0 .

The case of a mixed gravitational/electromagnetic restoring force is of particular interest for the so-called “time-of-swing method”, which has gained popularity in recent years. As explained in detail in [13], this method relies on measurements of small changes of the resonance frequency of the pendulum for two different positions of the source masses: In the “near” position the additional gravitational force between the source masses and the pendulum body generates a small gravitational component of the restoring torque coefficient, which has to be added to the electromagnetic torque coefficient of a wire-based torsion pendulum. It is of special interest to evaluate the MOND induced

frequency changes as a function of χ (see Eq. 7). The results of the simulation, again for $g_0=a_0$ and the same MOND interpolation function used in Figs. 3 and 4, are displayed in Fig. 5.

The predicted frequency change shows a strongly non-linear variation with χ , and nearly disappears for $\chi > 0.8$. As an important consequence of this surprising result, one cannot expect that the time-of-swing method for the determination of G is sensitive to MOND corrections, as long as the gravitational component of the restoring torque is a few percent of the total one only (see section 3). Till now, no time-of-swing experiments employing a torsion strip have been reported. In contrast to a torsion wire, these experiments are expected to be sensitive to MOND effects

In summary, the consequences from the simulations of the MOND pendulum dynamics for required MOND corrections of Cavendish type G – experiments are listed below:

1. The MOND corrections are independent of the timing of the motion of source masses between near and far position – in spite of the non-linear nature of MOND.
2. In case of a pendulum with dominant gravitational restoring torque (till date only applied for the BIPM experiment) the gravitational torque is not enhanced due to MOND effects if the static deflection method is used. The reason is that pendulum oscillations are enabled: the oscillating restoring angular acceleration is MOND corrected, therefore enhancements for the “plus” and “minus” direction cancel out.
3. In case of a pendulum with dominant gravitational restoring torque the pendulum frequency increases as a result of MOND at small amplitudes – relevant for static deflection and time of swing methods. This increase in frequency resembles the increased rotation frequency of galaxies due to MOND effects.
4. In case of the electrostatic servo method the torque is increased due to MOND effects, leading to enhanced G values. This effect is independent of the nature of the restoring torque.
5. The same holds true for the angular acceleration feedback (AAF) method, because the motion of the pendulum is suppressed by an external force - like in case of the electrostatic servo method. The only difference with respect to the static deflection is the accelerated motion of the pendulum body due to the rotation of the pendulum turntable (see section 3), the corresponding centripetal acceleration needs to be considered for the MOND correction.
6. For the case of a pendulum with dominant electromagnetic restoring torque (any fibre) the G results from time of swing measurements will not be affected by MOND, because at such a small gravitational portion of the restoring torque (a few %) the pendulum frequency will not be increased according to the simulations – unlike for a pendulum with dominant gravitational restoring torque. Therefore, these experiments are ideal for accurate determination of G – without need to pursue any MOND correction.

3. MOND analysis of Cavendish experiments for different modes of operation

The BIPM experiment has a long history, with first G results reported in 2001 ([16-18], see Quinn et al. in Fig. 2). For the first time two different modes of operation (electric servo and static deflection) are compared, with the aim of taking advantage from the fact that many of the systematic errors like source mass inhomogeneity and measured distances are identical for both methods. This approach was intended to rule out systemic errors, provided that both methods show the same results for G . Another more recent experiment employing two modes of operation will be discussed in the second part of this section.

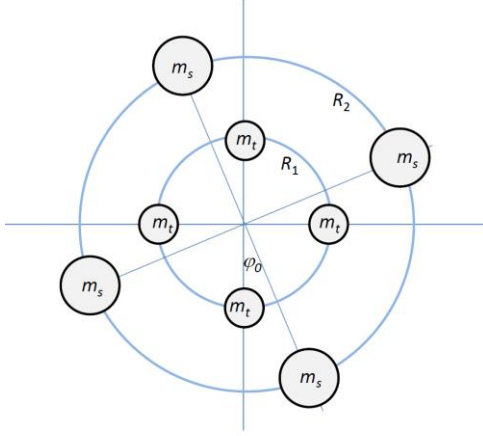


Fig. 6: Geometrical arrangement of source masses m_s and test masses m_t for the BIPM experiment according to the detailed description of the experiment given in [18].

The geometry of the BIPM experiment is sketched in Fig. 6. As mentioned earlier, in this experiment a copper beryllium torsion strip rather than a torsion wire has been used. This leads to the already mentioned nearly 100% gravitational character of the restoring torque. In fact, the values reported in [18] for the gravitational and electromagnetic components are $\kappa_g = 2.18 \cdot 10^{-4}$ Nm/rad and $\kappa_{em} = 7.5 \cdot 10^{-6}$ Nm/rad, respectively, leading to $\chi = 0.033$ according to Eq. 7.

The use of the torsion strip has another important consequence: whereas torsion wire experiments employ lightweight pendulum bodies of several 10 grams only (a trade-off aiming to achieve a high sensitivity) the torsion strip enables the use of a heavier pendulum body of several kilograms. As indicated in Fig. 6, the pendulum body used in the BIPM experiment is composed of four cylindrically shaped Cu-Te cylinders of $m_t = 1.2$ kg arranged in a “quadrupole” configuration on top of an aluminium plate. The radius of the circle which intersects with the axis of each cylinder is $R_1 = 120$ mm. The source mass is formed by an array of four cylinders of ca. $m_s = 11$ kg each, which are arranged on a turntable. At an angle $\varphi_0 = 18.9^\circ$ between field and source masses the torque created by the gravitational force between source and field masses is at its maximum. In order to conduct G measurements, the source mass turntable is moved periodically between -18.9° and $+18.9^\circ$, leading to torque of $3.1489 \cdot 10^{-8}$ Nm applied to the pendulum [18]. With the given moment of inertia of the pendulum body of $I = 7.9598 \cdot 10^{-2} \text{ kgm}^2$ the angular acceleration of the pendulum body is $d^2\varphi/dt^2 = \text{torque} / I = 3.9561 \cdot 10^{-7} \text{ s}^{-2}$. Given the radius $R_1 = 120$ mm of the test mass carousel according to Fig. 7 (test masses are the major contribution to the mass of the pendulum body), the relevant linear acceleration magnitude for this experiment is $a_N \approx R_1 \cdot d^2\varphi/dt^2 = 4.75 \cdot 10^{-8} \text{ s}^{-2} = 396 \cdot a_0$.

In case of the servo mode of the experiment, the pendulum does not move, therefore the $-\omega^2 \cdot x(t)$ term in the argument of the MOND interpolation function (Eq. 9) is zero at any time, in spite of $\chi \approx 0$. Consequently, the MOND correction has to be applied to the measured electrostatic torque according to

$$\frac{torque_{ES,MOND}}{torque_{ES,Newton}} = \left[1 + \left(\frac{a_0}{|a_N|} \right)^\beta \right]^{\frac{1}{2\beta}} \quad \text{Eq. 12}$$

for the case of the “flexible” MOND interpolation function.

In case of the static deflection or Cavendish mode the static deflection is determined by the equilibrium value of the oscillation after moving the source mass turntable between $-\varphi_0$ and $+\varphi_0$ (or via versa). Since χ is very small (in fact there was no noticeable difference from the simulation between $\chi=0$ and 0.03), the measured pendulum deflection is not affected by MOND. However, according to Eq. 11 the calculated torque is increased due to the increase of pendulum frequency. The pendulum oscillation for this measurement has an amplitude determined by the gravitational torque resulting from the turntable movement between the two maximum torque positions [18]. According to Eq. 11 the expected MOND correction for the torque in the static deflection mode is

$$\frac{torque_{SD,MOND}}{torque_{SD,Newton}} = 2 \cdot \frac{\delta\omega_0(a_N)}{\omega_0} \quad \text{Eq. 13}$$

with $\delta\omega_0(a_n)$ taken from the simulation of the pendulum dynamics, which is depicted in Fig. 4 for one choice of β - in case of the “flexible” MOND interpolation function. For both cases (Eq.12 and Eq. 13) the MOND torque correction is equal to the relative systematic measurement error for G .

After first results from the BIPM experiment reported in 2001 [16], the experiment was re-built, and some systematic errors were corrected [17]. The latest result shown in Fig. 2 indicates that G differs for the two methods, although the authors quote an average value, because the error bars overlap [18]. The reported G values for the two methods are $G_{ES}=6.67515 \cdot 10^{-11} \text{ m}^3\text{kg/s}$ and $G_{SD} = 6.67586 \cdot 10^{-11} \text{ m}^3\text{kg/s}$, respectively [13,18]. Both values are significantly higher than the 2014 CODATA value $G_{CODATA2014} = 6.67408 \cdot 10^{-11} \text{ m}^3\text{kg/s}$ [20] (see also graphic display in Fig. 1).

The result of the simulations were used to find the required amount of MOND correction (parametrized by β), which gives the best fit to both the electric servo and the static deflection data. Fig. 7 shows the relative standard deviation between simulations and experiments for both methods (square sum of standard deviations for both methods) as a function of β , under the assumption of the validity of the CODATA value. Since the 2013/2014 BIPM results contributed to the 2014 revision of the CODATA value, the fit was also performed for the 2010 CODATA [21] value $G_{CODATA2010} = 6.67384 \cdot 10^{-11} \text{ m}^3\text{kg/s}$, which is 36 ppm lower than the 2014 revision. This difference is marginal given the amount of data scattering shown in Fig. 2.

Under the assumption of the validity of the 2010 CODATA value the best fit was achieved for $\beta = 1.265$, the corresponding experimental and predicted deviations from Newton are displayed in table 1.

Electric servo:	$\Delta a/a_N = 197$ ppm (experimental)	$\Delta a/a_N = 203$ ppm (simulation)
Static deflection:	$\Delta a/a_N = 303$ ppm (experimental)	$\Delta a/a_N = 296$ ppm (simulation)

Table 1: Measured and simulated deviations from Newton relative to the 2010 CODATA value for the two operational modes of the BIPM experiment.

The tiny differences between experiments and simulations (about 6-7 ppm) are well below the experimental errors of about 55 ppm. Under the assumption of the validity of the 2014 CODATA value the minimum of the standard deviation is higher, but still within the experimental errors.

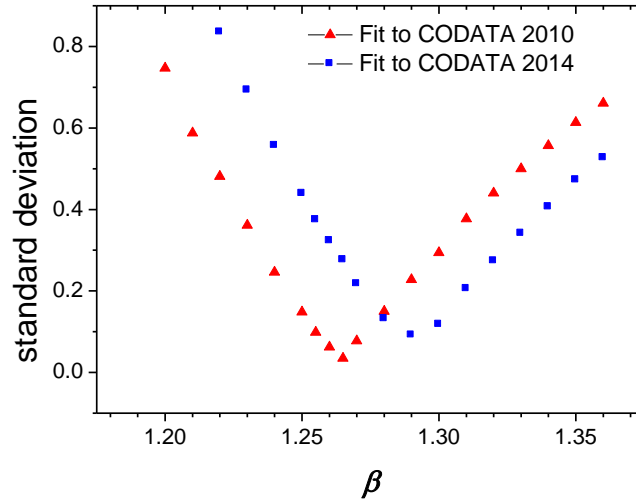


Fig. 7: Standard deviation between the predicted MOND correction and experimental deviation from Newton for the two methods used in the BIPM experiment as a function of the fit parameter β . The minima of the curves indicate the β value which gives the best fit to the CODATA value for both methods.

Recently Li et al. reported a discrepancy for G measured by two operation method of a conventional torsion experiment which employs a torsion wire rather than the torsion strip [14]. This result breaks previous records in terms of the quoted measurement error. In spite of the fact that the experiment has been operated and improved over many year, the averaged G values determined by the angular acceleration feedback (AAF) method (which were adapted from Gundlach et al. [22] and refined) is significantly higher than the one determined by the time-of-swing (ToS) method:

$$G_{\text{Li, ToS}} = 6.674184 \cdot 10^{-11} \text{ m}^3 \text{kg}^{-1} \text{s}^{-2}, \quad G_{\text{Li, AAF}} = 6.674484 \cdot 10^{-11} \text{ m}^3 \text{kg}^{-1} \text{s}^{-2}$$

In fact, G determined by AAF is 45 ppm higher than G determined by ToS, although the quoted measurement error is 11.6 ppm for both.

In order to pursue the MOND correction for the AAF G value, the amplitude of the Newtonian acceleration needs to be worked out carefully. As discussed in [14], the AAF method allows a direct measurement of the angular acceleration. According to [14], the peak-to-peak amplitude is 924 nrad/s^2 . The pendulum body is of rectangular shape, the width (which determines the strength of the measured angular deflection) is $b = 91 \text{ mm}$. In contrast to the experiment by Quinn et al. with circular test masses the magnitude of the linear acceleration can only be estimated. A characteristic value for the radius is $b/4 = 22.75 \text{ mm}$, which represents the centre of mass of one plate section measured from the edge towards the suspension point in the middle. The resulting Newtonian linear acceleration magnitude is $a_{N, \text{source masses}} = 175 \cdot a_0$, which is lower than in case of the BIPM experiment. However, in case of the AAF experiment the pendulum suspension is mounted on a turntable which rotates with a quoted angular frequency $\omega_\lambda = 2.44 \text{ mrad/s}$, the corresponding centripetal acceleration $a_{N, \text{centri}} = \omega_\lambda^2 \cdot b/4 = 1129 \cdot a_0$. Since $a_{N, \text{source masses}}$ and $a_{N, \text{centri}}$ are perpendicular to each other, the estimated total magnitude of acceleration $|a_N| = (a_{N, \text{source masses}}^2 + a_{N, \text{centri}}^2)^{1/2} = 1142 \cdot a_0$. Therefore, owing to the rotating turntable, MOND effects are largely suppressed, but still not negligible because of the high accuracy of the experiment.

In case of the ToS method the period of the pendulum is decreased by 1.7 s in the “near” position with respect to the “far” position of the source masses [14]. Given the average pendulum period of $T \approx 430 \text{ s}$ and the fact that the restoring force of the pendulum is 100% electromagnetic in the far “position”, χ comes out to be 0.9961 according to Eq. 7. Calculations of the pendulum frequency with this value of χ do not show any measurable deviations from Newton. Therefore, the G value measured by ToS does not require any MOND correction.

The fit of the flexible MOND interpolation function (Eq.5) to the measured discrepancy of 45 ppm between the AAF and ToS G values leads to $\beta = 1.287$, which is surprisingly close to the value of 1.265 obtained from the fit of the G values determined by two methods employed by Quinn et al.. This result represents a rather astonishing coincidence.

Fig. 8 shows $\Delta a/a_N$ as a function of the magnitude of a_N (in units of a_0) for the static deflection and electric servo mode of the BIPM experiment, and for the average AAF results reported by Li et al. The error bars represent the errors reported for the experiments, the error of $\pm 60 \text{ ppm}$ for the 2010 CODATA value is not taken into account. The $\Delta a/a_N$ data point representing the static deflection mode of the BIPM experiment was corrected by the ratio of the simulated $\Delta a/a_N$ values from table 1, owing to the MOND correction according to Eq.13. For a direct comparison with recent astrophysical data, the purple dots represent individually resolved measurements along the rotation curves of nearly 100 spiral galaxies. The original data in [25] are presented as ratio of the squares of the measured and calculated orbital velocities - the latter from the Newtonian gravitational acceleration by the baryonic (= visible stars and interstellar gas) mass of the galaxy. The full lines represent the MOND interpolation function according to Eq. 5 for different values of the fit parameter β , including fits to the measured data from the two G experiments. Fig. 8 will be further discussed in section 4.

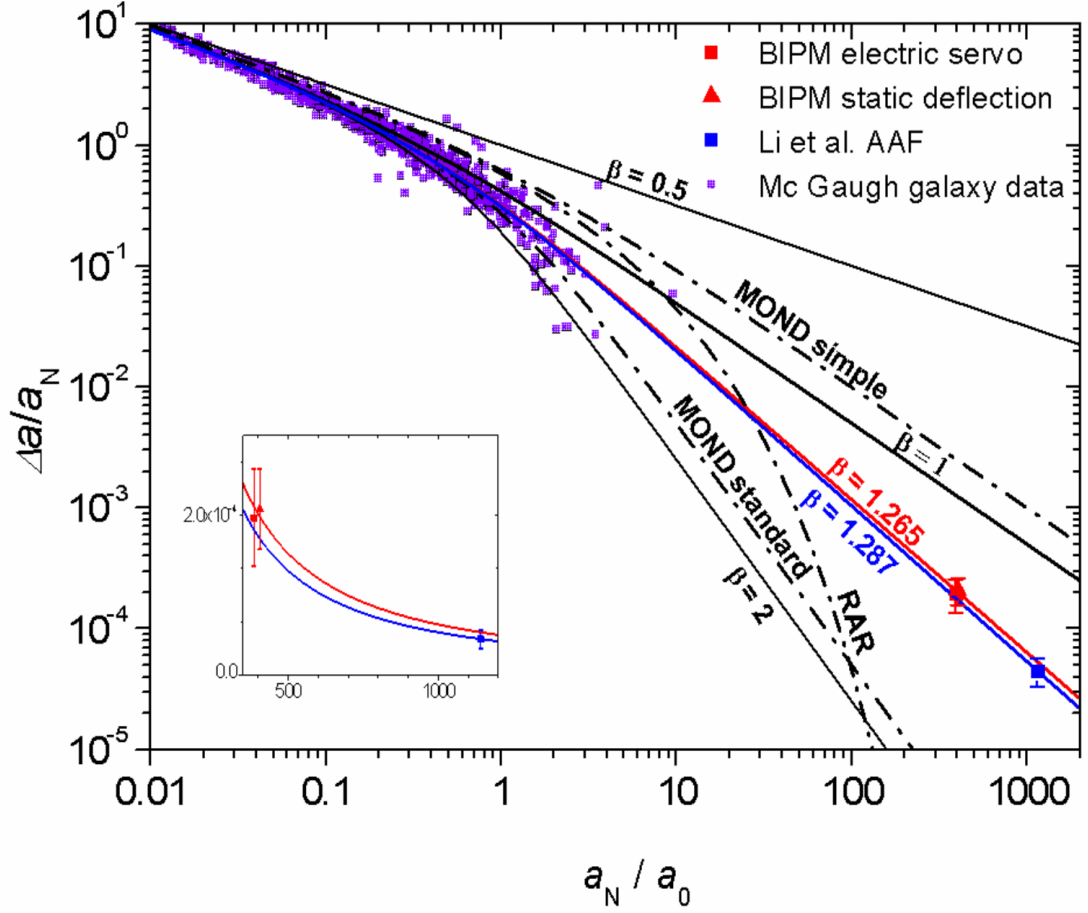


Fig. 8: Relative deviation from Newtonian gravitational acceleration as a function of the magnitude of the Newtonian acceleration in units of a_0 for the two operation modes of the BIPM experiment [18] and the AFA mode of the experiment by Li et al. [14]. In order to visualize the BIPM results determined by the two methods, the electric servo and static deflection results are displayed with their identical a_n/a_0 value moved to the left and right, respectively. The electric servo data point represents the relative difference between the experimental G value for this method and the CODATA 2010 value, the deflection data point represents the corresponding difference - multiplied by the ratio of the simulated values for both methods taken from table 1. The insert shows a magnification of the diagram around the data points from the G experiments. The purple data points represent data extracted from galaxy rotation curves according to [25]. The MOND interpolation functions F_{Klein} (Eq. 5) for several choices of the parameter β (full lines, including $\beta = 1.265$ and $\beta = 1.287$ obtained from fits to the G experiments) are compared with two common MOND interpolation functions (Eqs. 2 and 3) and Mc Gaugh's universal radial acceleration relation (RAR, Eq. 4).

4. Discussion

The analysis of a pendulum at small acceleration amplitudes within a MOND inertia scenario presented in this contribution shows that different operational modes of a given G experiment lead to different results for the measured G values. This unique quality of the MOND paradigm distinguishes MOND from other suggested modifications of Newton's law, such as short range corrections by a Yukawa term to be added to the Newtonian gravitational potential. The latter has been disproved with high precision by a variety of experiments - as part of the "Eöt-Wash" campaign [26].

The most important result of the presented analysis of recent G experiments by a MOND pendulum model is a consistent explanation of the observed discrepancies of G results determined from 2 different experiments and by 4 different methods. This represents a remarkable coincidence and therefore provides evidence for Modified Newtonian Dynamics from terrestrial experiments for the first time. The comparison of the observed discrepancies with galaxy rotation curves and MOND interpolation functions displayed in Fig. 8, although appealing in terms of the perfect matching of the fitted interpolation functions with the average of the rotation curve results, should be taken with a pinch of salt: As mentioned before, the choice of a particular MOND interpolation function is not motivated by any known physical mechanism. Therefore, the matching of the fitted interpolation function with the galaxy data does suggest - but not prove - that the observed deviations from Newton have the same physical origin than the rotation curves of galaxies. Fig. 8 should be taken as working hypothesis, aiming to refine and design experiments which operate closer to the acceleration range of galaxies. In fact, the results published by Gundlach et al. in 2007 suggest that this is possible [12]. A straightforward way to provide further evidence based on existing experiments is to run the AAF experiment by Li et al. at lower speed of the pendulum turntable, which should lead to higher values of G , if MOND effects are taken into account. In case of the gravitational torsion pendulum used by Quinn et al. precise measurements of the pendulum period as a function of amplitude towards – as close as possible towards a_0 / ω_0^2 - may prove or disprove the MOND hypothesis. However, this is not as trivial as it sounds, because the influence of parasitic effects like temperature drift, noise and environmental gravitational gradients may cause increasing measurement errors.

Referring to Fig. 2, the big question is whether MOND corrections lead to significant improvements of the puzzling discrepancies between G experiments. The answer is subjective, and different people may have different opinions about the maturity of given experiments. I would argue that over the last 10 years there has been a convergence of G results by well-established and most thoroughly investigated methods towards a value slightly above the 2014 CODATA value of about $G_0 = 6.6742 \cdot 10^{-11} \text{ m}^3 \text{kg}^{-1} \text{s}^{-2}$. G_0 is very close to the value reported by Schlamminger et al. which was extracted from a unique experiment employing several tons of liquid mercury as test mass, totally unaffected by any MOND correction due to the strength of gravitational interaction [27]. Without pretending that this result represents a gold standard, it is noticeable that for a number of high-precision ToS Cavendish experiments with record sensitivity – including Li et al. [14] and Newman et al [24] – the results have merged around G_0 . I would argue that earlier results reported by the HUST team (Li et al. [28] and Tu et al. [23]) represent predecessors of the recent results reported by Li et al. [14] and therefore may be affected by systematic errors, which have been eliminated by the team since then. The recent experimental G value reported by Newman et al. [24] does not require any MOND correction – because of the employed ToS method and the large magnitude of the Newtonian acceleration – and therefore represents another recent evidence for G being close to G_0 .

Fig. 9 shows reported G values from recent Cavendish type G experiments – including MOND corrections based on the flexible MOND interpolation function (Eq. 4) and one common fit parameter $\beta = 1.3$. With this choice of β , all corrected G results are consistent with G_0 – within the error margin of each experiment. The analysis includes the earlier (2000) AAF experiment by Gundlach et al. [22], which was MOND-corrected in the same way as the AAF G results by Li et al. Due to the higher angular velocity of the pendulum turntable the magnitude of the Newtonian acceleration is higher than in case

of Li et al., therefore the correction reduces the G value just by about 7 ppm. The standard deviation of the corrected experimental results shown in Fig. 9 from G_0 is only 13.9 ppm.

Fig. 9 provides evidence that the experimental groups have done an outstanding job to eliminate systematic errors and to refine their G experiments to a very high level of performance and confidence. More significant for the wider scientific community, this result provides strong evidence for Modified Newtonian Dynamics.

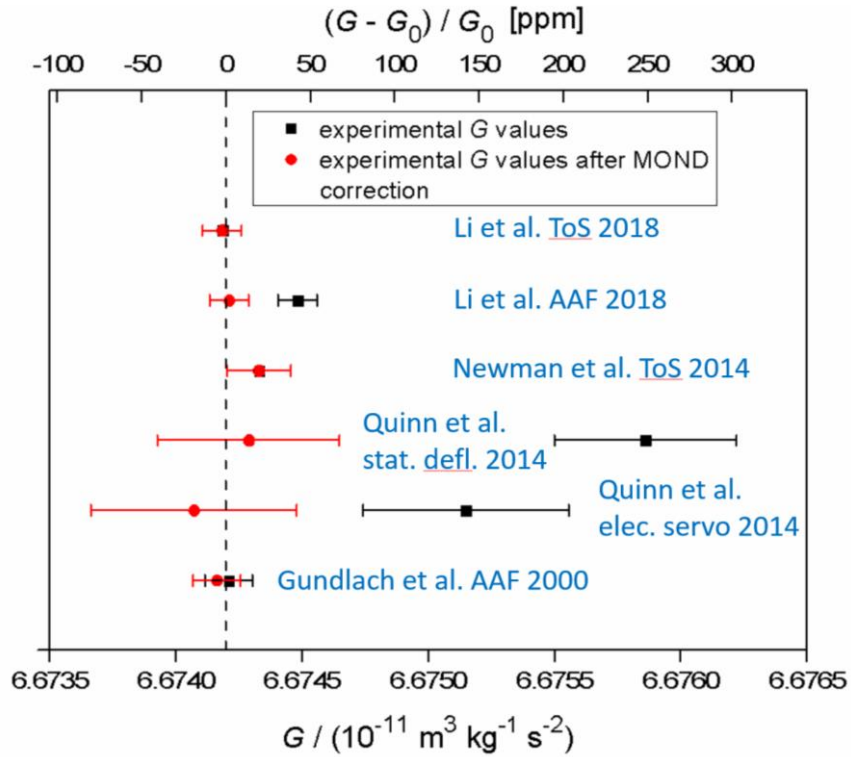


Fig. 9. Reported G -values from recent Cavendish-type experiments from [14, 24, 18, 22] before (black) and after MOND correction (red) for the flexible MOND interpolation function (Eq. 4) and one common fit parameter $\beta = 1.30$. In case of ToS (time-of-swing) based data points no MOND correction is required, i.e. corrected and uncorrected data points are identical. The dashed line represents $G_0 = 6.6742 \cdot 10^{-11} \text{ m}^3 \text{ kg}^{-1} \text{ s}^{-2}$. The standard deviation of the corrected data points from G_0 is 13.9 ppm.

The observed deviations from Newton are not in direct conflict with the experimental limits for possible deviations from Newton within our solar system: The acceleration magnitude of $a_N/a_0 \approx 400$ for the BIPM experiment is equal to the gravitational acceleration of the sun at a distance of 380 AU (astronomical units), which is about ten times the distance between sun and Pluto. However, the extrapolation of these results via the fitted MOND interpolation function to the distance of Pluto and Saturn leads to a MOND correction of $5.5 \cdot 10^{-7}$ and $1.3 \cdot 10^{-8}$, respectively. This is just about equal to the

upper 2σ exclusion boundary for anomalous radial acceleration in case of Saturn and Uranus, and not in conflict with other planets of our solar system (see table 2 in [29]).

With regards to the assumed interpretation of MOND, the analysis shows strong evidence that MOND effects can indeed be observed in the presence of a gravitational field which is much larger than Milgrom's acceleration parameter a_0 , as long as the dynamical degrees of freedom are confined to a 2D plane with normal vector strictly parallel oriented to the local external gravitational field (see Fig. 1). This new evidence rules out fully fledged MOND theories based on a modified Poisson equation [7], which often have been used for simulations of the MOND dynamics of multi-body systems such as galaxy clusters. As a second constraint, the analysis provides evidence that electromagnetic forces (in this case restoring torque of a torsion wire) are not subject to MOND corrections, which confirms the findings from previous work [11,22] that a general MOND modification of the inertial mass can be ruled out. Finally, the need to include the centripetal acceleration for MOND corrections to successfully fit G data from AAF experiments leads to the conclusion that General Relativity is an important prerequisite for any attempt to understand the Physics behind the MOND phenomenology.

5. Conclusions

The observed discrepancies between values of the gravitational constant determined by different operational modes of recent Cavendish-type experiments were found to be consistent with Modified Newtonian Dynamics. MOND corrections applied to measured G values have reduced data scattering of reported values of the gravitational constant for recent Cavendish type experiments significantly and suggest that the real G is $6.6742 \cdot 10^{-11} \text{ m}^3 \text{kg}^{-1} \text{s}^{-2}$ - with a standard deviation for the corrected experimental data of only 14 ppm. Future experiments with improved sensitivity for small acceleration amplitudes should be pursued to support these initial findings and to fill the gap between the acceleration magnitude of galaxy rotation curves and terrestrial G experiments. The paper describes the methodology of data analysis according to the MOND paradigm and puts restrictions on possible physical interpretations of the MOND phenomenology. The indicated evidence for the direct observation of gravitational effects at the acceleration scale of galaxies in earth-bound laboratories provides an amazing perspective for solving one of the most burning questions related to our understanding of the universe.

6. Acknowledgements

I would like to express my sincere thanks to Hinrich Meyer, now emeritus Professor at Bergische Universitaet Wuppertal (Germany), where I graduated from. His group is still running a linear double pendulum experiment at DESY in Germany, which I originally designed in 1987 as part of my PhD thesis. Hinrich Meyer has been looking for MOND effects in his double pendulum experiment and published data which exclude MOND, but without taking into account the dynamic effects of MOND [30]. This result has inspired me to take a closer look at Cavendish type G experiments. I would like to thank Clive Speake, Professor at University of Birmingham, who is running the BIPM experiment, which is currently located at NIST. Clive gave me the opportunity to visit this outstanding experiment in his

laboratories in Birmingham during 2016, and without this great experience and his explanations I would not have been able to pursue this analysis in a meaningful way.

7. References

- [1] B. P. Abbott *et al.* (LIGO Scientific Collaboration and Virgo Collaboration), Phys. Rev. Lett. **119**, 161101 (2017)
- [2] A. Baudis, European Review **26**, 70 (2017)
- [3] S. McGaugh, F. Lelli, J.M. Schombert, Phys. Rev. Lett. **117**, 201101 (2016)
- [4] P. Li et al., Astronomy and Astrophysics **615**, A3 (2018)
- [5] M. Milgrom, Astrophys. J. **270**, 365 (1983)
- [6] B. Famaey, S. McGaugh, Living Rev. Relativity **15**, 10 (2012)
- [7] J.D. Bekenstein, M. Milgrom, Astrophys. J. **286**, 7 (1984)
- [8] N. Klein, arXiv:**1504.07622v4** [gr-qc] (2016)
- [9] D.C. Rodrigues et al, Nature Astronomy **2**, 668 (2018)
- [10] M. Milgrom, Annals of Physics **129**, 384 (1994)
- [11] E. Garaldi et al., Phys. Rev. Lett. **120**, 261301 (2018)
- [12] J.H. Gundlach et al., Phys. Rev. Lett. **98**, 105801 (2007)
- [13] C. Rothleitner, S. Schlamminger, Review of Scientific Instruments **88**, 111101 (2017)
- [14] Q. Li et al., Nature **560**, 582 (2018)
- [15] see <https://www.bipm.org/en/about-us/>
- [16] T.J. Quinn et al., Phys. Rev. Lett. **87**, 111101 (2001)
- [17] T. Quinn et al., Phys. Rev. Lett. **111**, 101102 (2013) and Phys. Rev. Lett. **113**, 039901 (Erratum) (2014)
- [18] T. Quinn et al., Trans . R. Soc. A **372**, 20140032 (2014)
- [19] J. Luo et al., Class. Quantum Grav. **26**, 195005 (2009)
- [20] P.J Mohr et al., Journal of Physical and Chemical Reference Data **45**, 043102 (2016)
- [21] P.J Mohr et al, Reviews of Modern Physics **84**, 1527 (2012)

- [22] J.H. Gundlach, S.M. Merkowitz, Phys. Rev. Lett. **85**, 2869 (2000)
- [23] L.C. Tu et al., Phys. Rev. D **82**, 02201 (2010)
- [24] R.Newman et al., Phil. Trans. R. Soc. A **372**, 20140025 (2014)
- [25] B. Famaey, S. Mc Gaugh, Living Rev. Relativity **15**, 10 (2012), Fig 10, bottom panel, data on <http://astroweb.case.edu/ssm/data>
- [26] T.A. Wagner, S.Schlamming, J.H. Gundlach, E.G. Adelberger, Classical and Quantum Gravity **29**, 18 (2012)
- [27] S. Schlamming et al. Phil. Trans. Roy. Soc. **372**, 20140027 (2014)
- [28] Q. Li et al., Phil. Trans. R. Soc. A **372**, 20140141 (2014)
- [29] M. Sereno, Ph. Jetzer, Mon. Not. R. Astron. Soc. **371**, 626 (2006)
- [30] H. Meyer et al., Gen. Relativ. Gravit. **44**, 2537 (2012)