
HIGH FIDELITY VECTOR SPACE MODELS OF STRUCTURED DATA

A PREPRINT

Maxwell Crouse *
Qualitative Reasoning Group
Northwestern University
Evanston, IL
mvcrouse@u.northwestern.edu

Achille Fokoue
IBM Research AI
Yorktown Heights, NY
achille@us.ibm.com

Maria Chang
IBM Research AI
Yorktown Heights, NY
Maria.Chang@ibm.com

Pavan Kapanipathi
IBM Research AI
Yorktown Heights, NY
kapanipa@us.ibm.com

Ryan Musa
IBM Research AI
Yorktown Heights, NY
ramusa@us.ibm.com

Constantine Nakos
Qualitative Reasoning Group
Northwestern University
Evanston, IL
cnakos@u.northwestern.edu

Lingfei Wu
IBM Research AI
Yorktown Heights, NY
wuli@us.ibm.com

Kenneth Forbus
Qualitative Reasoning Group
Northwestern University
Evanston, IL
forbus@northwestern.edu

Michael Witbrock
IBM Research AI
Yorktown Heights, NY
witbrock@us.ibm.com

December 15, 2024

ABSTRACT

Machine learning systems regularly deal with structured data in real-world applications. Unfortunately, such data has been difficult to faithfully represent in a way that most machine learning techniques would expect, i.e. as a real-valued vector of a fixed, pre-specified size. In this work, we introduce a novel approach that compiles structured data into a satisfiability problem which has in its set of solutions *at least* (and often *only*) the input data. The satisfiability problem is constructed from constraints which are generated automatically *a priori* from a given signature, thus trivially allowing for a bag-of-words-*esque* vector representation of the input to be constructed. The method is demonstrated in two areas, automated reasoning and natural language processing, where it is shown to be near-perfect in producing vector representations of natural-language sentences and first-order logic clauses that can be translated back to their original, structured input forms.

1 Introduction

How best to represent structured data such that it is compatible with machine learning algorithms is an open problem. When support vector machines were the predominant approach of the machine learning community, the representations of choice for ordered trees were that of tree-kernels, e.g. [1], [2], [3]. With the rise of deep learning, tree-structured LSTMs have become a popular method to capture structural characteristics of natural language [4, 5]. These approaches are all aimed at combining the expressive power of structured information that is inherent in naturally occurring data (such as predicate-argument structures in natural language and hierarchical spatial information in images) with robust machine learning methods. However, the transformations applied to structured data in order to adapt them to various machine learning models often make the resulting real-valued vector representations opaque and difficult (or impossible)

*send correspondence to mvcrouse@u.northwestern.edu

to interpret. Furthermore, automatically learning these representations has the additional challenge of cultivating and annotating the appropriate training data.

In this work, we describe a novel, implemented method for translating arbitrary structured data into vectors of a fixed, pre-determined length. In particular, this method can be applied to any data representable as (potentially disconnected) directed-acyclic graphs containing both ordered and unordered nodes. This method is not a model that is learned from data, but rather is a means of decomposing an input into a set of constraints that were generated *a priori* from a given signature. The method allows for round-trips in the sense that it is possible to encode data into vectors and to decode vectors into their source data. As such, our method has three main advantages when compared to existing approaches. First, our characterization of graphs as a set of constraints is based on first-principles, meaning that it does not require training data. Second, there is no opacity in how representations are constructed, thus, we need not guess what a vector represents as we might with a neural model. Third, the representations of our method leave little on the table; that is, the vectors produced by our method can be made to encode everything needed to reconstruct *only* their original, structured input forms.

2 Related Work

2.1 Automated Reasoning

The work of [6] provides a nice summary of previously proposed methods for encoding first-order formulae as feature vectors. In addition, they introduce novel features derived from the data-structures used by automated reasoners for efficient indexing of terms. More concretely, they used a discrimination tree containing all terms seen in a corpus of mathematical proofs as a means of constructing feature representations of an input clause. In [7], the features of a clause were defined by term walks. They defined features to be triples (though their method could be extended to larger tuples) formed from outwards path walks of length 3 through the tree-structure of a clause. [8] extracts features from terms in a way that preserves ordering information. Their method takes as input the literals of a clause and extracts patterns up to a maximum depth that encode at least all non-variable symbols and their relative ordering. Each of the aforementioned works share the same flaws, which are the inability to reconstruct the input set of literals from a set of features and the inability to represent elements of a clause past a fixed depth.

2.2 Natural Language Processing

Representing language as vectors is a fundamental component of modern natural language processing, making it a natural application for our approach. [9] introduced the popular Brown clustering technique, a greedy algorithm for mapping words to binary vectors; the vectors for semantically- or syntactically-similar words are encouraged to share a prefix, allowing larger clusters to be formed by truncating the vectors. At the level of a sentence, [10] gives a method for computing features for syntactic parse trees. They define a new type of tree-kernel, the leaf-projection path, which could be used to extract features from a syntactic parse tree. Leaf-projection paths are paths from leaf nodes to the root of a tree, which they apply to the task of parse selection. Like most others, their method discards ordering information; thus the process of translating from a set of features back to their original tree would be difficult. More recent work by [11] and [4] demonstrates how embedding sentences within a continuous vector space by recursing over their parse trees can improve performance on sentence classification tasks like sentiment recognition and semantic similarity. These models are designed to capture the compositional nature of language more explicitly than recurrent neural networks such as LSTMs [12].

2.3 Graph Decomposition Methods

Traditionally, graph kernels perform graph-level classification by comparing sub-structures of graphs. These kernels recursively decompose the graphs into small sub-structures, and then define a feature map over these sub-structures for the resulting graph kernel. Sub-structures including random walks [13, 14], shortest paths [15], cycles [16], subtree patterns [17, 18], tree fragments [19], and graphlets [20] have been widely used. Conceptually, these notable graph kernels can be viewed as instances of a general kernel-learning framework called R-convolution for discrete objects [21, 22]. However, these graph decomposition methods ignore the order information of the sub-structures, which makes it hard to reconstruct the original inputs from its feature representation.

3 Preliminaries

For our method to deterministically encode a (possibly disconnected) graph as a real-valued vector, the input graph must hold two properties. First, there must be some notion of root nodes. That is, there must be nodes which can be

used to characterize the beginning of a graph. Second, the input graph must be acyclic. From here on we assume all graphs given to our approach maintain the aforementioned properties.

We define a signature (i.e. all possible nodes a graph can be constructed from) to be the union of two sets, $\Sigma = \Pi \cup \Omega$. The elements of Π are root nodes and the elements of Ω are internal nodes. In application, there need not be a distinction between Π and Ω , i.e. $\Pi = \Omega$. However, allowing for such a distinction gives the freedom to construct more compact representations when applicable. The arity (i.e. number of children) of a node is given with superscript notation, e.g. for a node f with arity k we write f^k . Importantly, nodes with the same label but different arities, e.g. f^2 and f^3 , are treated as distinct. For most examples, our notation will be that which is commonly seen in mathematical logic, e.g. for a tree with root f^2 and children a and b , we write $f(a, b)$. When we refer to sets of root nodes and internal nodes, we will use the uppercase letters P and F , where P^k and F^k are used to denote a set of root nodes and internal nodes, respectively, each member of which has arity k .

Our approach encodes graphs as satisfiability problems. Given a graph, G , which has been generated from a signature Σ , our approach constructs a satisfiability problem that has a set of solutions which *at least* includes G .

4 Graph Encoding

Our method maintains two sets: a set of symbols, S , and a set of constraints, C . Recall, all graphs are constructed from a signature $\Sigma = \Pi \cup \Omega$. As our goal is to represent any graph with only elements from Σ , in the simplest case we have $S = \Sigma$. In general, we maintain a distinction between S and Σ , as we may wish the correspondence between them to be given by a mapping function. The set C consists of constraints that each node will be mapped to. As the construction of S is intuitive, we now describe the construction of C .

4.1 Ordered Node Constraints

Let $\Pi_{ord} \subseteq \Pi$ and $\Omega_{ord} \subseteq \Omega$ be the subsets of root and internal nodes which are ordered. First, all such root and internal nodes are divided into sets by arity, i.e.

$$\begin{aligned} P_{ord} &= \{ P_1, \dots, P_m \mid P_i : \text{arity}(p) = i, \forall p \in \Pi_{ord} \} \\ F_{ord} &= \{ F_1, \dots, F_n \mid F_i : \text{arity}(f) = i, \forall f \in \Omega_{ord} \} \end{aligned}$$

Next, define a function *split* which takes as input a width $w \in \mathbb{N}$ and a set M and randomly partitions M into at most w equally-sized disjoint sets. Using *split*, we define a base to our constraints as follows:

$$\begin{aligned} \overline{P}_{ord} &= \bigcup_{P_i \in P_{ord}} \text{split}(w, P_i) \\ \overline{F}_{ord} &= \bigcup_{F_i \in F_{ord}} \text{split}(w, F_i) \end{aligned}$$

From \overline{P}_{ord} and \overline{F}_{ord} (both of which are sets of sets) we define the set of all ordered constraints C_{ord} to be

$$\begin{aligned} C_P &= \bigcup_{P^k \in \overline{P}_{ord}} \{ P^k(F_1, \dots, F_k) \mid \forall F_1, \dots, F_k \in \text{split}(w, \Omega) \} \\ C_F &= \bigcup_{F^k \in \overline{F}_{ord}} \{ F^k(F_1, \dots, F_k) \mid \forall F_1, \dots, F_k \in \text{split}(w, \Omega) \} \\ C_{ord} &= C_P \cup C_F \end{aligned}$$

Notice that every constraint, i.e. each $P^k(\dots)$ and $F^k(\dots)$, is defined with a separate invocation of *split*.

Each element of C_{ord} should be thought of as a pattern that ground expressions will be matched against. To be more concrete, matchability between an ordered pattern $P^k(F_1, \dots, F_k)$ and some subgraph $p(f_1(\dots), \dots, f_k(\dots))$ is defined to be

1. The lead elements match, i.e. $p \in P^k$
2. Each immediate argument matches, i.e. $f_i \in F_i, \forall i$

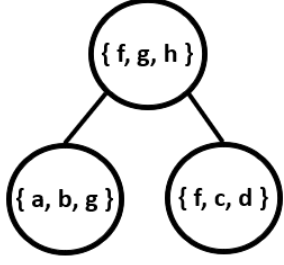


Figure 1: An ordered node constraint that matches $f(a, c)$ but *does not* match $f(c, a)$.

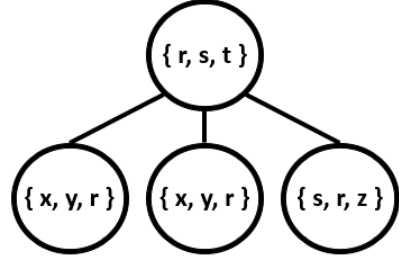


Figure 2: An unordered node constraint that matches $s(x, y, z)$ and $s(z, x, y)$ but *does not* match $s(y, y, x)$

The same definition holds for subgraphs that begin with internal nodes. Note that the definition of matchability as presented above only considers the root or internal node and the internal nodes of its immediate arguments. Whether or not an immediate argument has arguments itself has no bearing on whether it will match to some pattern.

4.1.1 Space Requirements

For an ordered node constraint with arguments drawn from a w -way random partitioning of Ω , all combinations of possible arguments are needed. Thus, with a maximum arity of m across all ordered root nodes, a maximum arity of n across all ordered internal nodes, and a width w , the number of ordered node constraints is given by

$$|C_{ord}| = w \sum_{i=1}^m w^i + w \sum_{i=1}^n w^i$$

4.2 Unordered Node Constraints

Let $\Pi_{unord} \subseteq \Pi$ and $\Omega_{unord} \subseteq \Omega$ be the subsets of root and internal nodes which are unordered. As before, all root and internal nodes are first divided into sets by arity, i.e.

$$\begin{aligned} P_{unord} &= \{P_1, \dots, P_m \mid P_i : \text{arity}(p) = i, \forall p \in \Pi_{unord}\} \\ F_{unord} &= \{F_1, \dots, F_n \mid F_i : \text{arity}(f) = i, \forall f \in \Omega_{unord}\} \end{aligned}$$

With *split* defined as before, we construct a base to our set of unordered constraints as follows:

$$\begin{aligned} \overline{P}_{unord} &= \bigcup_{P_i \in P_{unord}} \text{split}(w, P_i) \\ \overline{F}_{unord} &= \bigcup_{F_i \in F_{unord}} \text{split}(w, F_i) \end{aligned}$$

Enabling our approach to deterministically map an unordered node and its immediate arguments to a constraint is a bit more involved than in the ordered case. First, our approach associates each element of \overline{P}_{unord} and \overline{F}_{unord} with a unique random ordering of elements from Ω . To do this, define a function *order*, which takes as input a width $w \in \mathbb{N}$, a length $l \in \mathbb{N}$, and a set M . *order* first uses the *split* function to divide M into w random equally-sized disjoint partitions, producing a set \overline{M}

$$\overline{M} = \text{split}(w, M) = \{M_1, \dots, M_w\}$$

From \overline{M} , *order* produces the set of all sequences of length l with elements drawn from \overline{M} such that no M_i is placed before an M_j where $i > j$, e.g. for $w = 4$ and $l = 3$ one such sequence is (M_1, M_1, M_2) and another is (M_3, M_4, M_4) . With P_{unord} , F_{unord} , and *order* defined, we can now construct the set of all unordered constraints C_{unord}

$$C_P = \bigcup_{P^k \in \overline{P}_{unord}} \{P^k(F_1, \dots, F_k) \mid \forall (F_1, \dots, F_k) \in \text{order}(w, k, \Omega)\}$$

$$C_F = \bigcup_{F^k \in \bar{F}_{unord}} \{F^k(F_1, \dots, F_k) \mid \forall (F_1, \dots, F_k) \in order(w, k, \Omega)\}$$

$$C_{unord} = C_P \cup C_F$$

As before, each element of C_{unord} is to be considered a pattern against which subgraphs will be matched. Consider a particular subgraph, e.g. $p(f_1(\dots), \dots, f_k(\dots))$, and a pattern, $F^k(F_1, \dots, F_k)$. The subgraph matches the pattern if

1. The lead elements match, i.e. $p \in P^k$
2. The set $\{f_1, \dots, f_k\}$ can be put into a one-to-one correspondence with the set $\{F_1, \dots, F_k\}$ (where a correspondence between f_i and F_i is given by $f_i \in F_i$)

4.2.1 Space Requirements

Consider a length l sequence s with elements drawn from $\{M_1, \dots, M_w\}$ that satisfies the constraint that no M_i can come before an M_j where $i > j$. Let m_i be the number of times M_i is found in s . For our sequence of length l , it must be the case that $m_1 + \dots + m_w = l$. Each solution to this equation corresponds to a single valid sequence, i.e. the sequence beginning with m_1 instances of M_1 , followed by m_2 instances of M_2 , etc. The total number of solutions to this equation is $\binom{l+w-1}{l}$, and is given by the Stars and Bars theorem, where l indistinguishable balls (i.e. positions in s) are split between w labeled urns (i.e. transitions from M_i to M_j where $i < j$).

With m being the maximum arity across all unordered root nodes, n the maximum arity across all unordered internal nodes, and w being the number of random partitions specified for the *split* function, the number of unordered constraints is given by

$$|C_{unord}| = w \sum_{i=1}^m \binom{i+w-1}{i} + w \sum_{i=1}^n \binom{i+w-1}{i}$$

4.3 Parent Constraints

Parent constraints are generated in much the same way as unordered node constraints. Letting $m \in \mathbb{N}$ be the maximum number of parents a node can have and $w \in \mathbb{N}$ be a width, we first define a set of pairs that will be used to build the parent constraints from

$$\bar{F}_{par} = \bigcup_{i=1}^m \bigcup_{F \in split(w, \Omega)} (i, F)$$

Note that, because root nodes cannot have parents, there is no need to include them in this initial step of building the parent constraints. Likewise, we know that leaf-nodes cannot have children, thus we define $\Sigma_{par} \subset \Sigma$ to be the set of all nodes that can be parents (i.e. non-leaf nodes). With *order* defined as before and $c \in \mathbb{N}$ defined to be the parent width, we construct the set of parent constraints C_{par} as follows

$$C_{par} = \bigcup_{(i, F) \in \bar{F}_{par}} \{(F, S_1, \dots, S_i) \mid \forall (S_1, \dots, S_i) \in order(c, i, \Sigma_{par})\}$$

The conditions for matchability between a node and its parents with a parent constraint are analogous to what was defined for the constraints of C_{unord} . For a particular node f with parents p_1, \dots, p_i and a given pattern, (F, S_1, \dots, S_i) drawn from C_{par} , the conditions for matchability are

1. The child elements match, i.e. $f \in F$
2. The set $\{p_1, \dots, p_i\}$ can be put into a one-to-one correspondence with the set $\{S_1, \dots, S_i\}$ (where a correspondence between p_j and S_j is given by $p_j \in S_j$)

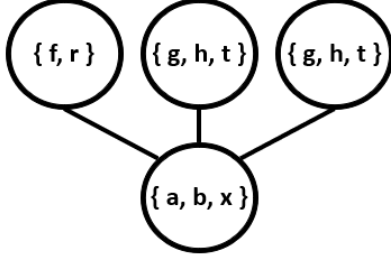


Figure 3: A parent constraint that would match with a node a being the child of three expressions $f(a, c, b)$, $g(d, a)$, and $g(a, c)$.

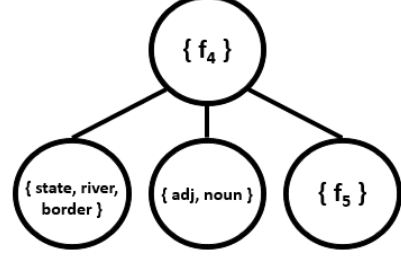


Figure 4: A sequence node constraint that would match to the fourth word of "What is the state with the largest population?"

4.3.1 Space Requirements

The space requirements of parent constraints is given by the same style of proof as with unordered node constraints. Letting m be the maximum number of parents any internal node will have, the number of parent constraints is given by

$$|C_{par}| = w \sum_{i=1}^m \binom{i+w-1}{i}$$

4.4 Sequence Node Constraints

While sequence constraints are merely a special case of ordered node constraints, we give a distinct description of them here because of how frequently sequences occur in domains of interest, e.g. language processing. To start, the elements of a sequence can be thought of as zero-arity internal nodes, e.g. the word "state". The position of an element in a sequence can then be thought of as a non-zero-arity internal node which takes zero-arity nodes as arguments as well as a link to the next internal node, e.g. the third word of a sentence being "state" is given as $f_3(state, f_4(\dots))$. We will distinguish between our zero-arity internal nodes (constants) as members of the set Ω_{const} . With a maximum sequence length $l \in \mathbb{N}$, we then have our set of root nodes be $\Pi = \{f_1\}$, and the remainder of our internal nodes be $\Omega_{func} = \{f_2, \dots, f_l\}$, with $\Omega = \Omega_{const} \cup \Omega_{func}$.

Sequences need not be limited to having one constant per position. We allow every element of the sequence to have a fixed size t , e.g. for $t = 4$, one could specify a word, its prefix, its suffix, and its part-of-speech in one position of a sentence. Let $\Omega_i \subseteq \Omega_{const}$ be the subset of constants that can be placed at index i of a particular position of a sequence, and let $w \in \mathbb{N}$ be a pre-specified width, then we define C_{seq} as

$$\begin{aligned} C_P &= \{ f_1(split(w, \Omega_1), \dots, split(w, \Omega_t), \emptyset), f_1(split(w, \Omega_1), \dots, split(w, \Omega_t), f_2) \} \\ C_F &= \bigcup_{j=2}^{l-1} \{ f_j(split(w, \Omega_1), \dots, split(w, \Omega_t), \emptyset), f_j(split(w, \Omega_1), \dots, split(w, \Omega_t), f_{j+1}) \} \\ C_L &= \{ f_l(split(w, \Omega_1), \dots, split(w, \Omega_t), \emptyset) \} \\ C_{seq} &= C_P \cup C_F \cup C_L \end{aligned}$$

The conditions for matchability are as one would expect. Consider the i -th element e_i (where e_i is a tuple of t elements, i.e. (e_{i1}, \dots, e_{it})) of a sequence s and a constraint $f_j(F_1, \dots, F_t, l_k)$. Matchability is given by

1. $i = j$
2. Each argument matches, i.e. $e_{ir} \in F_r, \forall r$
3. If $i = |s|$ then $l_j = \emptyset$, otherwise $l_j \in \Omega_{func}$

4.4.1 Space Requirements

With l the maximum sequence length, w the number of random partitions, and s the maximum number of entries for each sequence node, the size of C_{seq} is given by

$$|C_{seq}| = w^s + 2 \sum_{i=1}^{|\Pi|} w^s + 2 \sum_{i=1}^{|\Omega_{func}|-1} w^s$$

4.5 Vector Space Representations of Structured Data

Recall, our method maintains two sets,

$$\begin{aligned} S &= \Sigma \\ C &= C_{ord} \cup C_{unord} \cup C_{par} \end{aligned}$$

The decomposition of a given graph G into a multi-set of symbols \bar{S} and constraints \bar{C} is fairly straightforward

$$\begin{aligned} \bar{S} &= \text{every symbol in } G \\ \bar{C} &= \text{every constraint that matches a subgraph of } G \end{aligned}$$

The disjointness enforced by the function *split* in conjunction with the conditions for matchability described ensure that at each ordered root node of G there will be *exactly* one matchable constraint from C_{ord} . Similarly, for ordered internal nodes with arguments, the aforementioned requirements will result in one matchable element from C_{ord} . To ensure that unordered nodes and parent relationships are associated with only one constraint from C_{unord} or C_{par} , one simply needs to select from the candidate elements of C_{unord} or C_{par} that match with a particular node in a principled fashion. For instance, one might select the constraint for which the one-to-one correspondence between it and the unordered node is lexicographically least with respect to the argument ordering of the unordered node. It is critically important that each node is associated with at most one ordered or unordered node constraint and at most one parent constraint.

A vector representation V can be constructed for G as follows: Assign every symbol and constraint an index in a vector of size $|S| + |C|$. To convert a graph G into a feature vector, simply add the number of times a particular symbol in \bar{S} and constraint in \bar{C} occurs to the appropriate index of V . The key property of this vector representation is that it is fixed in length across any input. That is, any graph that is representable with elements from S will be mapped to some vector in $\mathbb{R}^{|S|+|C|}$

4.6 Parallel Constraint Sets

At this point, we have what we need to define a satisfiability problem that has a set of solutions which *at least* includes the original input graph. To enable our approach to create more constrained problems, we add t parallel set of constraints $\{C_1, \dots, C_t\}$, each of which is constructed with the same method described for the initial formulation of C . Now, when producing a vector representation of a graph, \bar{S} remains the same, but each \bar{C}_i is the set of patterns applicable to each node at constraint set i in the t parallel sets of constraints. Key to note is the fact that the randomness of *split* will make each parallel set of constraints completely independent of the others. The vector associated with each graph will now be a member of $\mathbb{R}^{|S|+\sum_i^t |C_i|}$.

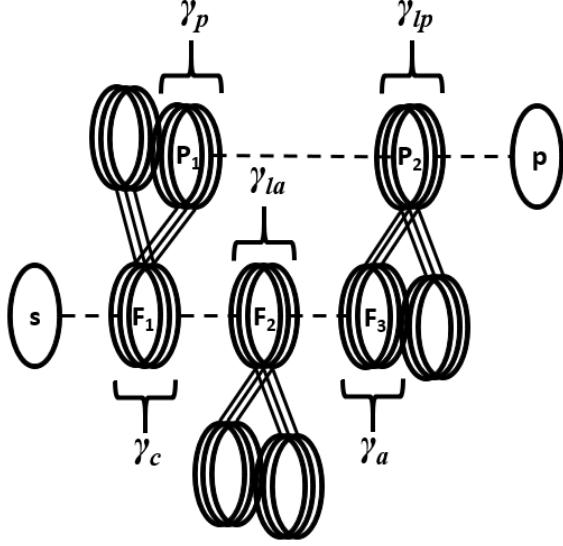
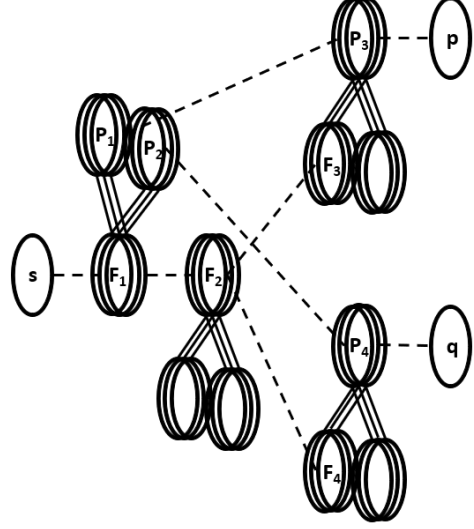
5 Graph Decoding

Given a vector $v \in \mathbb{R}^{|S|+\sum_i^t |C_i|}$, we wish to reconstruct its source graph, G , from S and C . For each $j \in [|S| + \sum_i^t |C_i|]$, our approach first extracts v_j number of symbols or constraints (whichever is associated with index j). This gives a multi-set of symbols, \bar{S} , and a set of multi-sets of constraints, $\bar{C} = \{\bar{C}_1, \dots, \bar{C}_t\}$. Each node in \bar{S} is either a root node, an internal node with arguments, or a leaf node.

Recall that each vector represents a satisfiability problem which has in its set of solutions at least the vector's source graph. Thus, we first begin by describing what each propositional variable of the satisfiability problem represents.

Every constraint should be considered a pattern formed by constituent subsets of S , e.g. ordered node constraints maintain a set of symbols for the parent as well as sets of symbols for each argument. Consider just one of the parallel sets of constraints for a given input, $\bar{C}' = \bar{C}_i$. With $\bar{C}'_{node} = \bar{C}'_{ord} \cup \bar{C}'_{unord}$, every constituent set of our constraints can be categorized as one of the following classes:

1. Lead sets - $\{S \mid S(\dots) \in \bar{C}'_{node}\}$
2. Argument sets - $\{F \mid S(\dots, F, \dots) \in \bar{C}'_{node}\}$
3. Parent sets - $\{F \mid (S, \dots, F, \dots) \in \bar{C}'_{par}\}$
4. Child sets - $\{S \mid (S, \dots) \in \bar{C}'_{par}\}$

Figure 5: A tuple representing an edge in G when $t = 3$ Figure 6: Two tuples that share s , γ_c , and γ_{la}

For every symbol $s \in \bar{S}$, our approach maps over each constituent set type to collect all valid t way associations of constituent sets. More concretely, it collects across all t parallel sets of constraints every combination of constituent sets (with one set from each of the t parallel sets of constraints) such that each set contains s , i.e.

1. Leads - $\Gamma_l = \{ (s, S_1, \dots, S_t) \mid \forall s \in \bar{S} : s \in S_i \}$
2. Arguments - $\Gamma_a = \{ (s, F_1, \dots, F_t) \mid \forall s \in \bar{S} : s \in F_i \}$
3. Parents - $\Gamma_p = \{ (s, F_1, \dots, F_t) \mid \forall s \in \bar{S} : s \in F_i \}$
4. Children - $\Gamma_c = \{ (s, S_1, \dots, S_t) \mid \forall s \in \bar{S} : s \in S_i \}$

The elements from each of the Γ sets are collected into tuples which will underlie the propositional variables of the satisfiability problem our approach defines. A tuple $(s, p, \gamma_p, \gamma_c, \gamma_{lp}, \gamma_a, \gamma_{la})$ contains seven elements:

1. Argument symbol - s
2. Parent symbol - p
3. Parent association - $\gamma_p = (p, F_1, \dots, F_t) \in \Gamma_p$
4. Child association - $\gamma_c = (s, S_1, \dots, S_t) \in \Gamma_c$
5. Lead of parent - $\gamma_{lp} = (p, S_1, \dots, S_t) \in \Gamma_l$
6. Argument of parent - $\gamma_a = (s, F_1, \dots, F_t) \in \Gamma_a$
7. Lead of argument - $\gamma_{la} = (s, S_1, \dots, S_t) \in \Gamma_l$

For a tuple to be valid, two properties must hold. First, the sets in both γ_c and γ_p as well as in γ_{lp} and γ_a must be constituent sets of the same constraints. Second, if the associated constraint of γ_{lp} and γ_a is an ordered constraint, then the elements of γ_a must all be associated with the same argument position across each of the t underlying ordered constraints. When the argument symbol is a leaf node, γ_{la} will be replaced with a skolem placeholder constant. Similarly, when the argument symbol is a root node, p , γ_p , and γ_{lp} will be replaced with a skolem placeholder constant. Figure 5 provides an example of a tuple.

Each tuple is associated with a propositional variable, i.e. $r = (s, p, \gamma_p, \gamma_c, \gamma_{lp}, \gamma_a, \gamma_{la})$, with Φ being the set of all such variables. Let π be a function that takes a constituent set and returns all variables from Φ that are associated with a tuple containing that set, e.g. for a parent set P_k

$$\pi(P_k) = \{ r \in \Phi \mid r = (s, p, \gamma_p, \gamma_c, \gamma_{lp}, \gamma_a, \gamma_{la}) : P_k \in \gamma_p \}$$

$$\begin{aligned} \mathcal{P} &= \bigwedge_{\gamma_p \in \Gamma_p} \left(\bigwedge_{F_k \in \gamma_p} \left(\bigoplus_{r \in \pi(F_k)} r \right) \right) \\ \mathcal{A} &= \bigwedge_{\gamma_a \in \Gamma_a} \left(\bigwedge_{F_k \in \gamma_a} \left(\bigoplus_{r \in \pi(F_k)} r \right) \right) \end{aligned}$$
$$\begin{aligned}\mathcal{S} &= \bigwedge_{s \in \overline{S}} \left(\bigoplus_{R \in \phi(s)} \left(\bigvee_{r \in R} r \right) \right) \\ \mathcal{L} &= \bigwedge_{\gamma_{la} \in \Gamma_l} \left(\bigwedge_{S_k \in \gamma_{la}} \left(\bigoplus_{R \in \phi(S_k)} \left(\bigvee_{r \in R} r \right) \right) \right) \\ \mathcal{C} &= \bigwedge_{\gamma_c \in \Gamma_c} \left(\bigwedge_{S_k \in \gamma_c} \left(\bigoplus_{R \in \phi(S_k)} \left(\bigvee_{r \in R} r \right) \right) \right)\end{aligned}$$
$$\mathcal{PC} = \bigwedge_{r \in \Phi} \left(r \Rightarrow \left(\bigvee_{q \in \sigma(r)} q \right) \right)$$

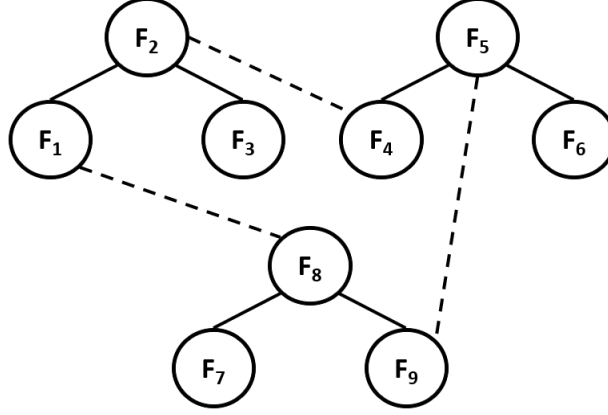


Figure 8: A cycle that leads to malformed expressions

5.1 Cycle Elimination

The aforementioned set of constraints is necessary but not sufficient to guarantee a valid graph will be produced. In particular, the constraints do not prevent cycles from occurring in reconstructed graphs (Figure 8 provides an example). To avoid this, we enumerate all simple cycles (using the algorithm of [26]) from the directed graph formed by parallel connectivity constraints, then assert all cycles as nogoods, i.e. the negation of a conjunction of variables. For instance, if in the set of implications a cycle was found: $(r_i \Rightarrow r_j) \wedge (r_j \Rightarrow r_k) \wedge (r_k \Rightarrow r_i)$, the following negated conjunction would be asserted $\neg(r_i \wedge r_j \wedge r_k)$. We define \mathcal{N} to be the conjunction of all nogoods.

5.2 Reconstruction

The formula that is passed to the SAT-solver is then

$$\mathcal{P} \wedge \mathcal{A} \wedge \mathcal{S} \wedge \mathcal{L} \wedge \mathcal{C} \wedge \mathcal{PC} \wedge \mathcal{N}$$

To see that the satisfiability problem defined above contains the input G in its set of solutions, we note the following observations. First, each of \mathcal{P} , \mathcal{A} , \mathcal{S} , \mathcal{L} , and \mathcal{C} only rule out solutions where a component of some constraint, e.g. $F_k \in \gamma_a$, is associated to more than one node in G . Clearly, because each node is associated with only one symbol, one ordered or unordered node constraint, and one parent constraint, each component to a constraint will also be associated to at most one node in G . Second, parallel connectivity constraints only rule out solutions where the child of some node constraint, i.e. γ_{la} , is used but the lead element of that constraint, i.e. γ_{lp} , is not used. This, by construction, cannot happen with G because such tuples are not valid and are discarded (as discussed in the beginning of the section). Lastly, the inclusion of \mathcal{N} only removes from the set of solutions those graphs that contain cycles consisting of only internal nodes. Because the inputs to our approach are only graphs without cycles, the inclusion of \mathcal{N} cannot restrict G from being a possible solution to the problem.

6 Additional Methods

6.1 Determining Structural Similarity

At first glance, it may be tempting to make similarity judgments over the $|S| + \sum_i |C_i|$ dimensional vectors with a simple dot product or cosine similarity. However, doing so would lose much of the benefits gained by the use of multiple, parallel sets of constraints. Instead, define an irregular matrix where each of the parallel sets of constraints is given a row of the matrix and one row is associated with the set of symbols. We will refer to this construction as a *representation matrix*. Let ϕ be a similarity measurement, e.g. dot-product or cosine similarity, that can be applied to two real-valued vectors. To compare two representation matrices, M and N , one first finds the row-wise result of applying the comparison operator, i.e.

$$v = \left\langle \phi(M_1, N_1), \phi(M_2, N_2), \dots, \phi(M_{1+|C|}, N_{1+|C|}) \right\rangle$$

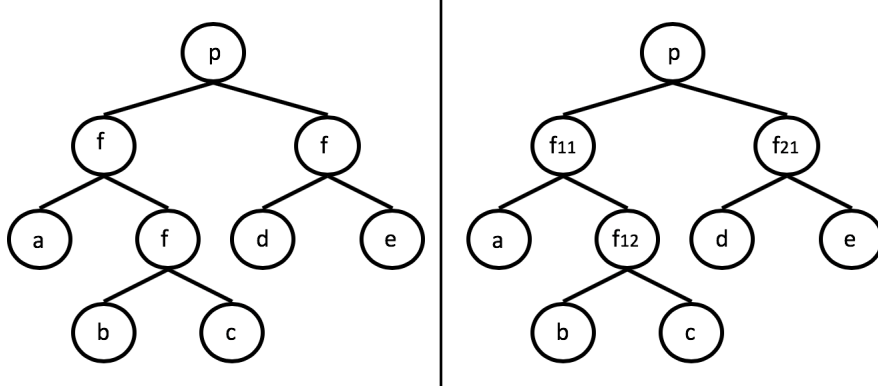


Figure 9: On the left is a tree that is ordinarily difficult to represent, while on the right is the equivalent extended tree with argument number and depth masks applied to internal nodes

Then the similarity between M and N is given by the minimum element of v , i.e.

$$\min_i v_i$$

The intuition behind the use of the min operator is the following. As each row of a representation matrix specifies an independent construction of a given input, the overall similarity between two representations matrices can be no larger than any individual similarity between the alternative constructions of their inputs. This draws connotations to continuous logic [27], where the min operation is used as a conjunction, which, in our case, is used to ensure similarity across all sets of constraints.

6.2 Masking

The constraint encoding method as defined above has difficulty reconstructing graphs that have several identical internal nodes. To overcome this difficulty, one may either define deeper constraints, or masks can be applied to internal nodes that reduce the likelihood of encountering identicality in an input. For instance, one can define a depth mask, which extends a node’s label with the node’s depth in the source graph. Additionally, one might specify an argument number mask, which extends the label of a non-leaf node (there is no benefit to masking leaf nodes) with its place in the argument list of its parent node. To incorporate these masks, one simply extends Ω (which then results in an extension of S) with the possible masks a node could be given.

7 Experiments and Results

The first experiments tested the reconstruction accuracy of our method. That is, we measured how accurately our method could reconstruct from a given vector, the exact input graph which produced that vector. Experiments were performed in two domains that we believed would benefit most from this approach, natural language processing and automated reasoning. In both experiments, we defined a placeholder signature *a priori*, from which the constraints were generated. During testing, symbols were assigned to placeholders when they were first encountered, thus allowing the method to account for never before seen symbols.

In the tables of results, $|S|$ will refer to the size of the placeholder signature, $\sum_i |C_i|$ will refer to the size of the constraint sets and t will refer to the number of parallel sets of constraints. In the automated reasoning experiments, our method was set to apply argument number masks to every input. CryptoMiniSAT [28] was used as the underlying SAT solver of our method.

7.1 Reconstructing Natural Language Sentences

To test reconstruction accuracy, we extracted 5,000 sentences (selected at random) from the Brown Corpus and translated them into ordered binary trees, where each leaf node is either a word or an end of sequence token (as shown in Figure 10). The average length of the extracted sentences was 22 tokens, with a median sentence length of 19 tokens, and a maximum sentence length of 147 tokens. The signature consisted of a set of 20,000 constants to cover the full set of tokens, a single predicate $\{f_1\}$, and 149 functions (i.e. $\{f_2, \dots, f_{150}\}$, one for each word). The *split* function was

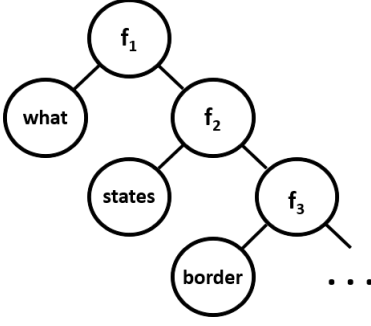


Figure 10: The binary tree form of "What states border Texas?"

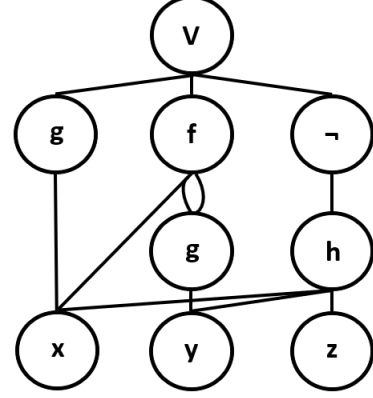


Figure 11: $g(x) \vee f(x, g(y), g(y)) \vee \neg h(x, y, z)$ in graph form

called with a width $w = 5$ for all experiments. A single test consisted of taking a sentence s_1 , converting s_1 into a vector v , and then converting v into a sentence s_2 . If s_1 and s_2 matched exactly, then the test counted as a success, otherwise it was counted as a failure. The conversion of v to s_2 was given 5 seconds.

Results are shown in Table 1. As can be seen from the table, reconstruction accuracy increases very quickly with t . As a loose justification, consider that for any two words, the likelihood that both words are confused with each other is roughly the likelihood that both words are in $2t$ sets of constraints (t constraints for both of their positions in the sentence). A back-of-the-envelope calculation of the collision probability of any two words in a sentence gives w^{-2t} , i.e. an exponential decrease with t .

7.2 Reconstructing First-Order Logic Clauses

To test the reconstruction capabilities of our method, we first extracted (at random) a set of 1000 axioms already in conjunctive normal form from the TPTP dataset [29]. Figure 11 provides an example of what the graph form of a clause would look like. The maximum number of parents a node was allowed to have was 5, the maximum number of children an unordered node could have was 5, and the maximum number of children an ordered node could have was 3. The width for parent and unordered node constraints was set to 4 and the width for ordered node constraints was set to 5. To handle variables, we first note that a clause in conjunctive normal form contains only universally quantified variables. We introduced n new constants (e.g. $\{var_1, \dots, var_n\}$) to Σ which were considered variable placeholders, where n is simply the maximum number of unique variables one might expect to see between a pair of clauses. Then, any clause could be replaced with a logically equivalent alphabetic variant using some subset of the n variable placeholders. Those nodes with a label in $\{=, \neq, \vee\}$ were considered unordered nodes, and all other nodes were considered ordered. Lastly, given the ubiquity and relative importance of negations applied to non-equality predicates, we had special handling for the negation symbol. In particular, rather than have the negation node be mixed in with the other nodes during the constraint generation process, we had the constraint generation procedure separate the negation symbol into its own set, e.g. it would operate over $split(w, \Omega \setminus \{\neg\}) \cup \{\{\neg\}\}$ rather than $split(w, \Omega)$. Argument number masks bypassed negation nodes, instead applying to the argument of a negation node (as negation nodes have only one argument). A reconstructed clause was deemed to be a correct reconstruction if the string representation of the reconstructed clause exactly matched the string representation of the original clause. All 1000 clause reconstructions were given 30 seconds to complete.

t	$ S $	$\sum_i C_i $	$ S + \sum_i C_i $	Corr.
1	20150	1495	21645	15.5%
2	20150	2990	23140	71.5%
3	20150	4485	24635	98.9%
4	20150	5980	26130	99.9%
5	20150	7475	27625	100.0%

Table 1: Results for sentence reconstruction

t	$ S $	$\sum_i C_i $	$ S + \sum_i C_i $	Corr.	Incorr.	Timeout
1	1450	4818	6268	51.3%	20.3%	12.1%
2	1450	9636	11086	72.8%	3.2%	7.7%
3	1450	14454	15904	70.6%	2.5%	10.6%

Table 2: Results for clause reconstruction

Results are shown in Table 2. Of the 1000 clauses our method was given, 163 (i.e. 16.3%) had at least one node with too many children or too many parents, and were thus unable to be represented (these were simply counted as failures). As can be seen from the table, the failure modes for $t = 2$ and $t = 3$ were somewhat contrasting. We suspect that an implementation of the satisfiability problem generator in a lower level language may solve the issue of timeouts, as actually solving the satisfiability problem never contributed substantially to the runtime of our approach.

8 Conclusions and Future Work

In this paper, a method for producing high fidelity, decodable, fixed-length vectors of structured data was introduced. We see two promising avenues for immediate future work. The first is to extend this method to handle undirected graphs, thus allowing for the representation of objects like chemical molecules. Second, the vectors presented in this work capture only coarse-grained similarity, i.e. they can only detect when two graphs share nodes with the same label, number of parents, and number of children. For fine-grained similarity, these representations will likely need to be more compositional and support continuous similarity.

References

- [1] Alessandro Moschitti. Making tree kernels practical for natural language learning. In *11th conference of the European Chapter of the Association for Computational Linguistics*, 2006.
- [2] Konrad Rieck, Tammo Krueger, Ulf Brefeld, and Klaus-Robert MÅžller. Approximate tree kernels. *Journal of Machine Learning Research*, 11(Feb):555–580, 2010.
- [3] Alessandro Moschitti, Daniele Pighin, and Roberto Basili. Tree kernels for semantic role labeling. *Computational Linguistics*, 34(2):193–224, 2008.
- [4] Kai Sheng Tai, Richard Socher, and Christopher D Manning. Improved semantic representations from tree-structured long short-term memory networks. *arXiv preprint arXiv:1503.00075*, 2015.
- [5] Makoto Miwa and Mohit Bansal. End-to-end relation extraction using lstms on sequences and tree structures. *arXiv preprint arXiv:1601.00770*, 2016.
- [6] Cezary Kaliszyk, Josef Urban, and Jiří Vyskočil. Efficient semantic features for automated reasoning over large theories. In *Proceedings of the 24th International Conference on Artificial Intelligence*, pages 3084–3090. AAAI Press, 2015.
- [7] Jan Jakubuv and Josef Urban. Enigma: efficient learning-based inference guiding machine. In *International Conference on Intelligent Computer Mathematics*, pages 292–302. Springer, 2017.
- [8] Daniel Kühlwein, Jasmin Christian Blanchette, Cezary Kaliszyk, and Josef Urban. Mash: machine learning for sledgehammer. In *International Conference on Interactive Theorem Proving*, pages 35–50. Springer, 2013.
- [9] Peter F. Brown, Peter V. deSouza, Robert L. Mercer, Vincent J. Della Pietra, and Jenifer C. Lai. Class-based n-gram models of natural language. *Comput. Linguist.*, 18(4):467–479, December 1992.
- [10] Kristina Toutanova, Penka Markova, and Christopher Manning. The leaf path projection view of parse trees: Exploring string kernels for hpsg parse selection. In *Proceedings of the 2004 conference on Empirical Methods in Natural Language Processing*, 2004.
- [11] Richard Socher, Alex Perelygin, Jean Wu, Jason Chuang, Christopher D. Manning, Andrew Ng, and Christopher Potts. Recursive deep models for semantic compositionality over a sentiment treebank. In *Proceedings of the 2013 Conference on Empirical Methods in Natural Language Processing*, pages 1631–1642, Seattle, Washington, USA, October 2013. Association for Computational Linguistics.

- [12] Sepp Hochreiter and Jürgen Schmidhuber. Long short-term memory. *Neural Comput.*, 9(8):1735–1780, November 1997.
- [13] Thomas Gärtner, Peter Flach, and Stefan Wrobel. On graph kernels: Hardness results and efficient alternatives. In *Learning Theory and Kernel Machines*, pages 129–143. Springer, 2003.
- [14] Hisashi Kashima, Koji Tsuda, and Akihiro Inokuchi. Marginalized kernels between labeled graphs. In *Proceedings of the 20th international conference on machine learning (ICML-03)*, pages 321–328, 2003.
- [15] Karsten M Borgwardt and Hans-Peter Kriegel. Shortest-path kernels on graphs. In *Data Mining, Fifth IEEE International Conference on*, pages 8–pp. IEEE, 2005.
- [16] Tamás Horváth, Thomas Gärtner, and Stefan Wrobel. Cyclic pattern kernels for predictive graph mining. In *Proceedings of the tenth ACM SIGKDD international conference on Knowledge discovery and data mining*, pages 158–167. ACM, 2004.
- [17] Pierre Mahé and Jean-Philippe Vert. Graph kernels based on tree patterns for molecules. *Machine learning*, 75(1):3–35, 2009.
- [18] Nino Shervashidze and Karsten M Borgwardt. Fast subtree kernels on graphs. In *Advances in neural information processing systems*, pages 1660–1668, 2009.
- [19] Fm Zanzotto and L Dell’Arciprete. Distributed tree kernels. In *International Conference on Machine Learning*, 2012.
- [20] Nino Shervashidze, SVN Vishwanathan, Tobias Petri, Kurt Mehlhorn, and Karsten Borgwardt. Efficient graphlet kernels for large graph comparison. In *Artificial Intelligence and Statistics*, pages 488–495, 2009.
- [21] David Haussler. Convolution kernels on discrete structures. Technical report, Technical report, Department of Computer Science, University of California at Santa Cruz, 1999.
- [22] Nino Shervashidze, Pascal Schweitzer, Erik Jan van Leeuwen, Kurt Mehlhorn, and Karsten M Borgwardt. Weisfeiler-lehman graph kernels. *Journal of Machine Learning Research*, 12(Sep):2539–2561, 2011.
- [23] Dedre Gentner. Structure-mapping: A theoretical framework for analogy. *Cognitive science*, 7(2):155–170, 1983.
- [24] Kenneth D Forbus, Ronald W Ferguson, Andrew Lovett, and Dedre Gentner. Extending sme to handle large-scale cognitive modeling. *Cognitive Science*, 41(5):1152–1201, 2017.
- [25] Matthew D McLure, Scott E Friedman, and Kenneth D Forbus. Extending analogical generalization with near-misses. In *AAAI*, pages 565–571, 2015.
- [26] Donald B Johnson. Finding all the elementary circuits of a directed graph. *SIAM Journal on Computing*, 4(1):77–84, 1975.
- [27] Itai Ben Yaacov and Alexander Usvyatsov. Continuous first order logic and local stability. *Transactions of the American Mathematical Society*, 362(10):5213–5259, 2010.
- [28] Mate Soos, Karsten Nohl, and Claude Castelluccia. Extending SAT solvers to cryptographic problems. In *Theory and Applications of Satisfiability Testing - SAT 2009, 12th International Conference, SAT 2009, Swansea, UK, June 30 - July 3, 2009. Proceedings*, pages 244–257, 2009.
- [29] G. Sutcliffe. The TPTP Problem Library and Associated Infrastructure. From CNF to TH0, TPTP v6.4.0. *Journal of Automated Reasoning*, 59(4):483–502, 2017.