

On the Capabilities and Limitations of Reasoning for Natural Language Understanding

Daniel Khashabi¹, Erfan Sadeqi Azer², Tushar Khot³, Ashish Sabharwal³, Dan Roth¹

¹University of Pennsylvania, ²Indiana University, ³Allen Institute for Artificial Intelligence
{danielkh,danroth}@cis.upenn.edu, esadeqia@indiana.edu, {tushark,ashishs}@allenai.org

Abstract

Recent systems for natural language understanding are strong at overcoming linguistic variability for lookup style reasoning. Yet, their accuracy drops dramatically as the number of reasoning steps increases. We present the first formal framework to study such empirical observations, addressing the ambiguity, redundancy, incompleteness, and inaccuracy that the use of language introduces when representing a hidden conceptual space. Our formal model uses two inter-related spaces: a conceptual *meaning space* that is unambiguous and complete but hidden, and a linguistic *symbol space* that captures a noisy grounding of the meaning space in the symbols or words of a language.

We apply this framework to study the *connectivity problem* in undirected graphs—a core reasoning problem that forms the basis for more complex multi-hop reasoning. We show that it is indeed possible to construct a high-quality algorithm for detecting connectivity in the (latent) meaning graph, based on an observed noisy symbol graph, as long as the noise is below our quantified noise level and only a few hops are needed. On the other hand, we also prove an impossibility result: if a query requires a large number (specifically, logarithmic in the size of the meaning graph) of hops, *no* reasoning system operating over the symbol graph is likely to recover any useful property of the meaning graph. This highlights a fundamental barrier for a class of reasoning problems and systems, and suggests the need to limit the distance between the two spaces, rather than investing in multi-hop reasoning with “many” hops.

1 Introduction

Reasoning can be defined as the process of combining facts and beliefs, in order to make decisions (Johnson-Laird, 1980). In particular, in natu-

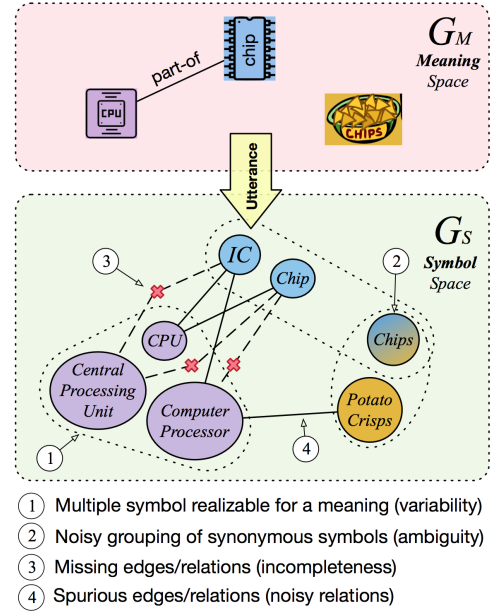


Figure 1: The interface between meanings and symbols: each meaning (top) can be uttered in many ways into symbolic forms (bottom).

ral language processing (NLP), it has been studied under various settings, such as question-answering (QA) (Hirschman et al., 1999).

While there is a rich literature on reasoning, there is little understanding of the nature of the problem and its limitations, especially in the context of natural language. In particular, there remains a sizable gap between empirical understanding of reasoning algorithms for language and the theoretical guarantees for their quality, often due to the complexity of the reality they operate on. An important challenge in many language understanding problems is the *symbol grounding problem* (Harnad, 1990), the problem of accurately mapping symbols into its underlying meaning representation. Practitioners often address this challenging by enriching their representations; for example by mapping textual information to Wikipedia entries (Mihalcea and Csoma, 2007; Ratnov et al., 2011), or grounding text to exe-

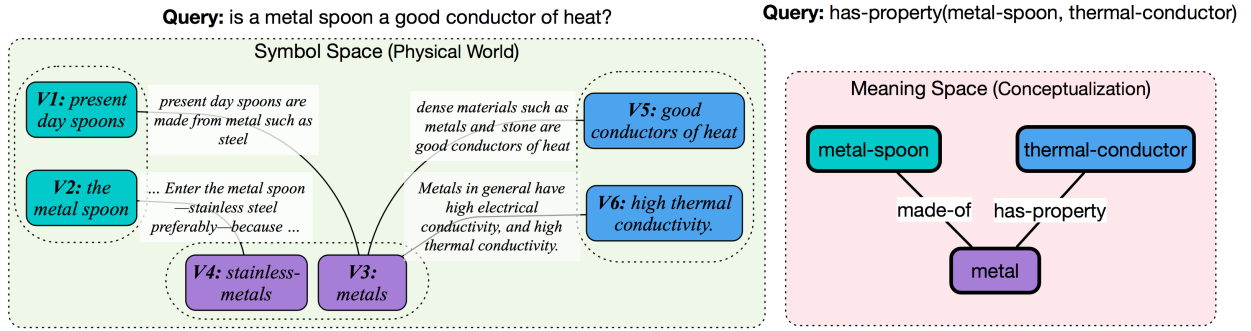


Figure 2: The **meaning space** contains [clean and unique] symbolic representation and the facts, while the **symbol space** contains [noisy, incomplete and variable] representation of the facts. We show sample meaning and symbol space nodes to answer the question: *Is a metal spoon a good conductor of heat?*

cutable rules via semantic parsing (Reddy et al., 2017). Building upon such representations, has produced various reasoning systems that essentially work by combining local information.

This work introduces a formalism that incorporates elements of the symbol-grounding problem, via the two spaces illustrated in Figure 1, and sheds theoretical light on existing intuitions. The formalism consists of (A) an abstract model of linguistic knowledge, and (B) a reasoning model.

(A) Linguistically-inspired abstract model: We propose a theoretical framework to model and study the capabilities/limitations of reasoning, especially when taking into account key difficulties that arise when formalizing linguistic reasoning. Our model uses two spaces; cf. Figure 1. We refer to the internal conceptualization in the human mind as the **meaning space**. We assume the information in this space is free of noise and uncertainty. In contrast to human thinking in this space, *human expression* of thought via the **utterance** of language introduces many imperfections. The information in this linguistic space—which we refer to as the **symbol space**—has many language-specific properties. The symbolic space is often redundant (e.g., multiple symbols “CPU” and “computer processor” express the same meaning), ambiguous (e.g., a symbol like “chips” could refer to multiple meanings), incomplete (relations between some symbolic nodes might be missing), and inaccurate (there might be incorrect edges). Importantly, this noisy symbol space is also what a machine reasoning algorithm operates in.

(B) Reasoning model: We define reasoning as the ability to infer the existence of properties of interest in the **meaning space**, by observing only its representation in the **symbol space**. The tar-

get property in the meaning graph is what characterizes the nature of the reasoning algorithm, e.g., are two nodes connected. While there are many flavors of reasoning (including *multi-hop reasoning*), in this first study, we explore a common primitive shared among various reasoning formalisms; namely, the *connectivity problem* between a pair of nodes in an undirected graph in the **meaning space**, while observing its noisy version in the **symbol space**. This simplification clarifies the exposition and the analysis, and we expect similar results to hold for a broader class of reasoning algorithms that rely on connectivity.

Figure 2 illustrates a reasoning setting where the semantics of the edges is included. Most humans understand that **V1**: “*present day spoons*” and **V2**: “*the metal spoons*” are equivalent nodes (have the same meaning). However, a machine has to infer this understanding. The semantics of the connection between nodes are expressed through natural language sentences. For example, connectivity could express the semantic relation between two nodes: **has-property(metal, thermal-conductor)**. However a machine may find it difficult to infer this fact from, say, reading text over the Internet as it may be expressed in many different ways, e.g., can be found in a sentence like “*dense materials such as [V3:]metals and stones are [V5:]good conductors of heat*”.

To ground this in existing efforts, consider *multi-hop* reasoning for QA systems (Khashabi et al., 2016; Jansen et al., 2018). Here the reasoning task is to connect local information, via multiple local “hops”, in order to arrive at a conclusion. In the meaning graph, one can trace a path of locally connected nodes to

verify the correctness of a query; for example the query **has-property(metal-spoon, thermal-conductor)** can be verified by tracing a sequence of nodes, as shown in Figure 2. In other words, answering queries can be cast as inferring the existence of a path connecting two nodes m and m' .¹ While doing so on the **meaning graph** is straightforward, doing so on the noisy **symbol graph** is not. Intuitively, each local “hop” introduces more noise, allowing reliable inference to be performed only when it does not require too many steps in the underlying **meaning space**. To study this issue, one must quantify the effect of noise accumulation for long-range reasoning.

Contributions. We believe that this is the first work to provide a mathematical study of the challenges and limitations of reasoning algorithms in the presence of the symbol-meaning mapping challenge. We make three main contributions.

First, we establish a novel, linguistically motivated formal framework for analyzing the problem of reasoning about the ground truth (the meaning space) while operating over a noisy and incomplete linguistic representation (the symbol space). This framework allows one to derive rigorous intuitions about what various classes of reasoning algorithms *can* and *cannot* achieve.

Second, we study in detail the *connectivity reasoning* problem, in particular the interplay between the noise level in the symbol space (due to ambiguity, variability, and missing information) and the distance (in terms of inference steps, or hops) between two elements in the meaning space. We prove that under low noise levels, it is indeed possible to perform reliable connectivity reasoning up to a few hops (Theorem 1). On the flip side, even a moderate increase in the noise level makes it difficult to assess the connectivity of elements if they are logarithmic distance apart in the meaning space (Theorems 2 and 3). This finding is aligned with empirical observations of “semantic drift”, i.e., substantial drop in performance beyond a few (usually 2-3) hops (Fried et al., 2015; Jansen, 2016).

Third, we apply the framework to a subset of a real-world knowledge-base, FB15k237, treated as the meaning graph, illustrating how key noise

parameters influence the possibility (or not) of accurately solving the connectivity problem.

2 Related Work

Classical views on reasoning. Philosophers, all the way from Aristotle and Avicenna, were the first ones to notice reasoning and rationalism (Kirk et al., 1983; Davidson, 1992). In modern philosophy, the earlier notions were mixed with mathematical logic, resulting in formal theories of reasoning, such as deductive, inductive, and abductive reasoning (Peirce, 1883). Our treatment of reasoning applies to all these, that can be modeled and executed using graphical representations.

Reasoning in AI literature. The AI literature has seen a variety of formalisms for automated reasoning. These include, reasoning with logical representations (McCarthy, 1963), semantic networks (Quillan, 1966), frame-semantic based systems (Fillmore, 1977), Bayesian networks (Pearl, 1988), among others.

It is widely believed that a key obstacle to progress has been the *symbol grounding problem* (Harnad, 1990; Taddeo and Floridi, 2005). Our formalism is directly relevant to this issue. We assume that symbols available to reasoning systems are results of communication meaning in natural language. This results in ambiguity since a given symbol could be mapped to multiple actual meanings but also in variability (redundancy).

Reasoning for natural language comprehension. In the context of natural language applications (such as QA) flavors of linguistic theories are blended with the foundation provided by AI. A major roadblock has been the problem of *symbol grounding*, or grounding free-form texts to a higher-level meaning. Example proposals to deal with this issue are, extracting semantic parses (Kaplan et al., 1982; Steedman and Baldridge, 2011; Banarescu et al., 2013), linking to the knowledge bases (Mihalcea and Csomai, 2007), mapping to semantic frames (Punyakanok et al., 2004), etc. These methods can be thought of as approximate solutions for grounding symbolic information to some *meaning*. (Roth and Yih, 2004) suggested a general abductive framework that addresses it by connecting reasoning to models learned from data; it has been used in multiple NLP reasoning problems (Khashabi et al., 2018).

On the execution of reasoning with the dis-

¹This particular grounding is meant to help relate our graph-based formalism to existing applications, and is not the only way of realizing reasoning on graphs.

ambiguated inputs there are varieties of proposals, e.g., using executable formulas (Reddy et al., 2017; Angeli and Manning, 2014), chaining relations to infer new relations (Socher et al., 2013; McCallum et al., 2017; Khot et al., 2017; Khashabi et al., 2018), and possible combinations of the aforementioned paradigms (Gardner et al., 2015; Clark et al., 2016). Our analysis covers any algorithm for inferring patterns that can be formulated in graph-based knowledge, e.g., chaining local information, often referred to as *multi-hop reasoning* (Jansen et al., 2016, 2018; Lin et al., 2018). For example, Jansen et al. (2017) propose a structured multi-hop reasoning by aggregating sentential information from multiple knowledge bases. The work shows that while this strategy improves over baselines with no reasoning (showing the effectiveness of reasoning), with aggregation of more than 2-3 sentences the quality declines (showing a limitation for reasoning). Similar observations were also made in (Khashabi et al., 2016). These empirical observations support the theoretical intuition proven in this work.

3 Background and Notation

We start with basic definitions and notation. We follow the standard notation for asymptotic comparison of functions: $O(\cdot)$, $o(\cdot)$, $\Theta(\cdot)$, $\Omega(\cdot)$, and $\omega(\cdot)$ (Cormen et al., 2009).

Graph Theory. We denote an undirected graph with $G(V, E)$ where V and E are the sets of nodes and edges, resp. We use the notations V_G and E_G to refer to the nodes and edges of a graph G , respectively. Let $\text{dist}(v_i, v_j)$ be the distance between nodes v_i and v_j in G . A *simple path* (henceforth referred to as just a *path*) is a sequence of adjacent nodes that does not have repeating nodes. Let $v_i \overset{d}{\rightsquigarrow} v_j$ denote the existence of a path of length d between v_i and v_j . Similarly, $v_i \not\rightsquigarrow v_j$ denotes that there is no path between v_i and v_j . We define the notion of *d-neighborhood* in order to analyze local properties of the graphs:

Definition 1. For a graph $G = (V, E)$, $s \in V$, and $d \in \mathbb{N}$, the *d-neighbourhood* of s is $\{v \mid \text{dist}(s, v) \leq d\}$, i.e., the ‘ball’ of radius d around s . $\mathcal{B}(s, d)$ denotes the number of nodes in this *d-neighborhood*, and $\mathcal{B}(d) = \max_{s \in V} \mathcal{B}(s, d)$.

Finally, a *cut* $C = (S, T)$ in G is a partition of the nodes V into subsets S and T . The *size* of the cut C is the number of edges in E with one

endpoint in S and the other in T .

Probability Theory. $X \sim f(\theta)$ denotes a random variable X distributed according to probability distribution $f(\theta)$, parameterized by θ . The mean and variance of X are denoted as $\mathbb{E}_{X \sim f(\theta)}[X]$ and $\mathbb{V}[X]$, resp. $\text{Bern}(p)$ and $\text{Bin}(n, p)$ denote the Bernoulli and Binomial distributions, resp.

Given random variables $X \sim \text{Bern}(p)$ and $Y \sim \text{Bern}(q)$, their disjunction $X \vee Y$ is another Bernoulli $\text{Bern}(p \oplus q)$, where $p \oplus q \triangleq 1 - (1 - p)(1 - q) = p + q - pq$. We will make extensive use of this notation throughout this work.

4 The Meaning-Symbol Interface

We introduce two notions of knowledge spaces:

- The *meaning space*, M , is a conceptual hidden space where all the facts are accurate and complete. We assume the knowledge in this space can be represented as an undirected graph, denoted $G_M(V_M, E_M)$. This knowledge is hidden, and representative of the information that exists within human minds.
- The *symbol space*, S , is the space of written sentences, curated knowledge-based, etc., in which knowledge is represented for human and machine consumption. We assume access to a knowledge graph $G_S(V_S, E_S)$ in this space that is an incomplete, noisy, redundant, and ambiguous approximation of G_M .

There are interactions between the two spaces: when we read a sentence, we are reading from the *symbol space* and interpreting it in the *meaning space*. When writing out our thoughts, we symbolize our thought process, by moving them from *meaning space* to the *symbol space*. Figure 1 provides a high-level view of the framework. A reasoning system is not aware of the exact structure and information encoded in the meaning graph.

The only information given is the ball-assumption, i.e., we assume that each node m is connected to at most $\mathcal{B}(m, d)$ many nodes, within distance at most d . If this bound holds for all the nodes in a graph, we’d simply write it as $\mathcal{B}(d)$. The ball assumption is a simple understanding of the maximum-connectivity in the meaning-graph, without knowing the details of the connections.

Meaning-Symbol mapping. We define an oracle function $\mathcal{O} : M \rightarrow 2^S$ that map nodes in the meaning space to those in the symbol space. When

Algorithm 1: Generative construction of knowledge graphs; sampling a symbol knowledge graph G_S given a meaning graph G_M .

Input: Meaning graph $G_M(V_M, E_M)$, discrete distribution $r(\lambda)$, edge retention probability p_+ , edge creation probability p_-

Output: Symbol graph $G_S(V_S, E_S)$

```

foreach  $v \in V_M$  do
    sample  $k \sim r(\lambda)$ 
    construct a collection of new nodes  $U$  s.t.  $|U| = k$ 
     $V_S \leftarrow V_S \cup U$ 
     $\mathcal{O}(v) \leftarrow U$ 

foreach  $(m_1, m_2) \in (V_M \times V_M), m_1 \neq m_2$  do
     $S_1 \leftarrow \mathcal{O}(m_1), S_2 \leftarrow \mathcal{O}(m_2)$ 
    foreach  $e \in S_1 \times S_2$  do
        if  $(m_1, m_2) \in E_M$  then
            with probability  $p_+$ :  $E_S \leftarrow E_S \cup \{e\}$ 
        else
            with probability  $p_-$ :  $E_S \leftarrow E_S \cup \{e\}$ 

```

$s \in \mathcal{O}(m)$, with some abuse of notation, we write $\mathcal{O}^{-1}(s) = m$.

Generative Modeling of Symbol Graphs. We now explain a generative process for constructing symbol graphs. Starting with G_M , we sample a symbol graph $G_S \leftarrow \text{ALG}(G_M)$ using a stochastic process, detailed in Algorithm 1. Informally, the algorithm simulates the process of transforming conceptual information into linguistic utterances (web-pages, conversations, knowledge-bases).

Our stochastic process has three main parameters: (a) the distribution $r(\lambda)$ of the number of replicated symbols to be created for each node in the meaning space; (b) the edge retention probability p_+ ; and (c) the noisy edge creation probability p_- . We will discuss later the regimes under which Algorithm 1 generates interesting symbol graphs.

This construction models a few key properties of linguistic representation of meaning. Each node in the meaning space is potentially mapped to multiple nodes in the symbol space, which models redundancy. Incompleteness of knowledge is modeled by the fact that not all meaning space edges appear in the symbol space (controlled by parameter p_+ in Algorithm 1). There are also edges in the symbol space that do not correspond to any edges in the meaning space and account for the noise (controlled by parameter p_- in Algorithm 1).

Next, we introduce a linguistic similarity based connection to model ambiguity, i.e., a single node in the symbol graph mapping to multiple nodes in the meaning graph. The ambiguity phenomena

is modelled indirectly via the linguistic similarity based connections (discussed next). We view ambiguity as treating (or confusing) two symbol nodes as the same even when they originate from different nodes in the meaning space.

Noisy Similarity Metric. Similarity metrics are typically used to judge the equivalence of symbolic assertions. Let $\rho : V_S \times V_S \rightarrow \{0, 1\}$ be such a metric, where $\rho(s, s') = 1$ denotes the equivalence of two nodes in the symbol graph. Specifically, we define the similarity to be a noisy version of the true node similarity between node pairs:

$$\rho(s, s') \triangleq \begin{cases} 1 - \text{Bern}(\varepsilon_+) & \text{if } \mathcal{O}^{-1}(s) = \mathcal{O}^{-1}(s') \\ \text{Bern}(\varepsilon_-) & \text{otherwise} \end{cases},$$

where $\varepsilon_+, \varepsilon_- \in (0, 1)$ are the noise parameters of the similarity function, both typically close to zero. Intuitively, the similarity function is a *perturbed* version of ground-truth similarities, with small random noise (parameterized with ε_+ and ε_-). Specifically with a high probability $1 - \varepsilon_{+/-}$, it returns the correct similarity decision (i.e., whether two symbols have the same meaning); and with a low probability $\varepsilon_{+/-}$ it returns an incorrect similarity decision. In particular, $\varepsilon_+ = \varepsilon_- = 0$ models the perfect similarity metric. In practice, even the best entailment/similarity systems have some noise (modeled as $\varepsilon_{+/-} > 0$).

We assume algorithms have access to the symbol graph G_S and the similarity function ρ , and that they use the following procedure to verify the existence of a connection between two nodes:

```

function NODEPAIRCONNECTIVITY( $s, s'$ )
    return  $(s, s') \in E_S$  or  $\rho(s, s') = 1$ 
end function

```

There are many corner cases that result in uninteresting meaning or symbol graphs. Below we define the regime of realistic instances:

Definition 2 (Nontrivial Graph Instances). *A pair (G_M, G_S) of a meaning graph and a symbol graph sampled from it is non-trivial if it satisfies:*

1. *non-zero noise, i.e., $p_-, \varepsilon_-, \varepsilon_+ > 0$;*
2. *incomplete information, i.e., $p_+ < 1$;*
3. *noise content does not dominate the actual information, i.e., $p_- \ll p_+, \varepsilon_+ < 0.5$ and $p_+ > 0.5$;*
4. *G_M is not overly-connected, i.e., $\mathcal{B}(d) \in o(n)$, where n is the number of nodes in G_M ;*

5. G_M is not overly-sparse, i.e., $|E_{G_M}| \in \omega(1)$.

Henceforth, we will only consider sampling parameters satisfying the above conditions.

Reasoning About Meaning, through Symbols.

While the reasoning engine only sees the symbol graph G_S , it must make inferences about the potential latent meaning graph. Given a pair of nodes $\mathcal{V}_S := \{s, s'\} \subset V_S$ in the symbol graph, the reasoning algorithm must then predict properties about the corresponding nodes $\mathcal{V}_M = \{m, m'\} = \{\mathcal{O}^{-1}(s), \mathcal{O}^{-1}(s')\}$ in the meaning graph.

We use a hypothesis testing setup to assess the likelihood of two disjoint hypotheses defined over these meaning nodes: $H_M^\oplus(\mathcal{V}_M)$ and $H_M^\ominus(\mathcal{V}_M)$. Given observations about the symbol nodes, defined as $X_S(\mathcal{V}_S)$, the goal of a reasoning algorithm is to identify which of the two hypotheses about the meaning graph has a higher likelihood of resulting in these observations under the sampling process of Algorithm 1. Formally, we are interested in:

$$\operatorname{argmax}_{h \in \{H_M^\oplus(\mathcal{V}_M), H_M^\ominus(\mathcal{V}_M)\}} \mathbb{P}^{(h)}[X_S(\mathcal{V}_S)] \quad (1)$$

where $\mathbb{P}^{(h)}[x]$ denotes the probability of an event x in the sample space induced by Algorithm 1 on the latent meaning graph G_M when it satisfies hypothesis h .

Since we start with two disjoint hypotheses on G_M , the resulting probability spaces are generally different, making it plausible to identify the correct hypothesis with high confidence. At the same time, with sufficient noise in the sampling process, it can also become difficult for an algorithm to distinguish the two resulting probability spaces (corresponding to the two hypotheses) especially depending on the observations $X_S(\mathcal{V}_S)$ used by the algorithm. For example, the distance between the symbolic nodes can often be an insufficient indicator for distinguishing these hypotheses. We will explore these two contrasting behaviors in the next section.

Definition 3 (Reasoning Problem). *The input for an instance \mathcal{P} of the reasoning problem is a collection of parameters that characterize how a symbol graph G_S is generated from a (latent) meaning graph G_M , two hypotheses $H_M^\oplus(\mathcal{V}_M), H_M^\ominus(\mathcal{V}_M)$ about G_M , and available observations $X_S(\mathcal{V}_S)$ in G_S . The reasoning problem, $\mathcal{P}(p_+, p_-, \varepsilon_+, \varepsilon_-, \mathcal{B}(d), n, \lambda, H_M^\oplus(\mathcal{V}_M), H_M^\ominus(\mathcal{V}_M), X_S(\mathcal{V}_S))$, is to map the input to the hypothesis h as per Eq. (1).*

We use the following notion to measure the effectiveness of the observation X_S in distinguishing between the two hypotheses as in Eq. (1):

Definition 4 (γ -Separation). *For $\gamma \in [0, 1]$ and a problem instance \mathcal{P} with two hypotheses $h_1 = H_M^\oplus(\mathcal{V}_M)$ and $h_2 = H_M^\ominus(\mathcal{V}_M)$, we say an observation $X_S(\mathcal{V}_S)$ in the symbol space γ -separates h_1 from h_2 if:*

$$\mathbb{P}^{(h_1)}[X_S(\mathcal{V}_S)] - \mathbb{P}^{(h_2)}[X_S(\mathcal{V}_S)] \geq \gamma.$$

We can view γ as the *gap* between the likelihoods of the observation $X_S(\mathcal{V}_S)$ having originated from a meaning graph satisfying hypothesis h_1 vs. one satisfying hypothesis h_2 . When $\gamma = 1$, $X_S(\mathcal{V}_S)$ is a perfect discriminator for distinguishing h_1 and h_2 . In general, any positive γ bounded away from 1 yields a valuable observation.²

Given an observation X_S that γ -separates h_1 and h_2 , there is a simple algorithm that distinguishes h_1 from h_2 :

```
function SEPARATORXS(GS, VS = {s, s'})
  if XS(VS) = 1 then return h1 else return h2
end function
```

Importantly, this algorithm does *not* compute the probabilities in Definition 4. Rather, it works with a particular instantiation G_S of the symbol graph. We refer to such an algorithm \mathcal{A} as γ -**accurate** for h_1 and h_2 if, under the sampling choices of Algorithm 1, it outputs the ‘correct’ hypothesis with probability at least γ ; that is, for both $i \in \{1, 2\}$: $\mathbb{P}^{(h_i)}[\mathcal{A} \text{ outputs } h_i] \geq \gamma$.

Proposition 1. *If observation X_S γ -separates h_1 and h_2 , then algorithm SEPARATOR_{X_S} is γ -accurate for h_1 and h_2 .*

Proof. Let \mathcal{A} denote SEPARATOR_{X_S} for brevity. Combining γ -separation of X_S with how \mathcal{A} operates, we obtain:

$$\begin{aligned} & \mathbb{P}^{(h_1)}[\mathcal{A} \text{ outputs } h_1] - \mathbb{P}^{(h_2)}[\mathcal{A} \text{ outputs } h_1] \geq \gamma \\ \Rightarrow & \mathbb{P}^{(h_1)}[\mathcal{A} \text{ outputs } h_1] + \mathbb{P}^{(h_2)}[\mathcal{A} \text{ outputs } h_2] \geq 1 + \gamma \end{aligned}$$

Since each term on the left is bounded above by 1, each of them must also be at least γ . \square

In the rest of work, we will analyze when one can obtain a γ -accurate algorithm, using γ -separation of the underlying observation as a tool for the analysis.

²If the above probability gap is negative, one can instead use the complement of $X_S(\mathcal{V}_S)$ for γ -separation.

We will assume that the replication factor (i.e., the number of symbol nodes corresponding to each meaning node) is a constant, i.e., r is such that $\mathbb{P}[|U| = \lambda] = 1$.

5 Connectivity Reasoning Algorithm

One simple but often effective approach for reasoning is to focus on connectivity (as described in Figure 2). Specifically, we consider reasoning chains as valid if they correspond to a short path in the meaning space, and invalid if they correspond to disconnected nodes. Given nodes $m, m' \in G_M$, this corresponds to two possible hypotheses:

$$h_1 = m \overset{d}{\rightsquigarrow} m', \text{ and } h_2 = m \text{---} m'$$

We refer to distinguishing between these two worlds as the **d -connectivity reasoning problem**. While we consider two extreme hypotheses for our analysis, we find that with a small amount of noise, even these extreme hypotheses can be difficult to distinguish.

For the reasoning algorithm, one natural observation that can be used is the connectivity of the symbol nodes in G_S . Existing models of multi-hop reasoning (Khot et al., 2017) use similar features to identify valid reasoning chains. Specifically, we consider the observation that there is a path of length at most \tilde{d} between s and s' :

$$X_S^{\tilde{d}}(s, s') = s \overset{\leq \tilde{d}}{\rightsquigarrow} s'$$

The corresponding **connectivity algorithm** is $\text{SEPARATOR}_{X_S^{\tilde{d}}}$, which we would like to be γ -accurate for the two hypotheses under consideration. Next, we derive bounds on γ for these specific hypotheses and observation. Note that while the space of possible hypotheses and observations is large, the above natural and simple choices still allow us to derive valuable intuitions for the limits of reasoning.

5.1 Possibility of accurate connectivity

We begin by defining the following accuracy threshold, γ^* , as a function of the parameters for sampling a symbol graph:

Definition 5. Given $n, d \in \mathbb{N}$ and symbol graph sampling parameters $p_+, \varepsilon_+, \lambda$, define $\gamma^*(n, d, p_+, \varepsilon_+, \varepsilon_-, \lambda)$ as

$$\left(1 - (1 - (p_+ \oplus \varepsilon_-))^{\lambda^2}\right)^d \cdot \left(1 - 2e^3 \varepsilon_+^{\lambda/2}\right)^{d+1} - 2en(\lambda \mathcal{B}(d))^2 p_-.$$

This expression is somewhat difficult to follow. Nevertheless, as one might expect, the accuracy threshold γ^* increases (higher accuracy) as p_+ increases (higher edge retention) or ε_+ decreases (fewer dropped connections between replicas). As λ increases (higher replication), the impact of the noise on edges between node cluster or d decreases (shorter paths), the accuracy threshold will also increase.

The following theorem establishes the possibility of a γ -accurate algorithm for the connectivity problem:³

Theorem 1. Let $p_+, p_-, \varepsilon_+, \varepsilon_-, \lambda$ be parameters of the sampling process in Algorithm 1 on a meaning graph with n nodes. Let $d \in \mathbb{N}$ and $\tilde{d} = d(1 + \lambda)$. If p_- and d satisfy

$$(p_- \oplus \varepsilon_-) \cdot \mathcal{B}^2(d) < \frac{1}{2e\lambda^2 n},$$

and $\gamma = \max\{0, \gamma^*(n, d, p_+, \varepsilon_+, \varepsilon_-, \lambda)\}$, then the connectivity algorithm $\text{SEPARATOR}_{X_S^{\tilde{d}}}$ is γ -accurate for the d -connectivity problem.

Proof idea. The proof consists of two steps: first show that for the assumed choice of parameters, connectivity in the meaning space is recoverable in the symbol space, with high-probability. Then show that spurious connectivity in the symbol space (with no meaning space counterparts) has low probability. \square

Corollary 1. (Informal) If p_-, ε_-, d , and γ are small enough, then the connectivity algorithm $\text{SEPARATOR}_{X_S^{\tilde{d}}}$ with $\tilde{d} = d(1 + \lambda)$ is γ -accurate for the d -connectivity problem.

5.2 Limits of connectivity algorithm

We show that as d , the distance between two nodes in the meaning space, increases, it is unlikely that we will be able to make any inference about their connectivity by assessing connectivity of the corresponding symbol-graph nodes. More specifically, if d is at least logarithmic in the number of nodes in the graph, then, even for relatively small amounts of noise, the algorithm will see all node-pairs as connected within distance d ; hence any informative inference will be unlikely.

Theorem 2. Let $c > 1$ be a constant and $p_-, \varepsilon_-, \lambda$ be parameters of the sampling process in Algorithm 1 on a meaning graph G_M with n nodes.

³Details of the proofs are skipped. We will incorporate them in our revision upon having more space.

Let $d \in \mathbb{N}$ and $\tilde{d} = \lambda d$. If

$$p_- \oplus \varepsilon_- \geq \frac{c}{\lambda n} \quad \text{and} \quad d \in \Omega(\log n),$$

then the connectivity algorithm $\text{SEPARATOR}_{X_S^{\tilde{d}}}$ almost-surely infers any node-pair in G_M as connected, and is thus not γ -accurate for any $\gamma > 0$ for the d -connectivity problem.

Proof idea. One can show that, for the given choice of parameters, noisy edges would dominate over informative ones and the symbol-graph would be a densely connected graph (i.e., one cannot distinguish actual connectivities from the spurious ones). \square

This result exposes an inherent limitation to multi-hop reasoning: even for small values of noise, the diameter of the symbol graph becomes very small, namely, logarithmic in n . This has a resemblance to similar observations in various contexts, commonly known as the *small-world phenomenon*. This principle states that in many real-world graphs, nodes are all linked by short chains of acquaintances, such as “six degrees of separation” (Milgram, 1967; Watts and Strogatz, 1998). Our result affirms that if NLP reasoning algorithms are not designed carefully, such macro behaviors will necessarily become bottlenecks.

We note that the preconditions of Theorems 1 and 2 are disjoint, that is, both results do not apply simultaneously. Since $\mathcal{B}(\cdot) \geq 1$ and $\lambda \geq 1$, Theorem 1 requires $p_- \oplus \varepsilon_- \leq \frac{1}{2e\lambda^2 n} < \frac{1}{\lambda^2 n}$, whereas Theorem 2 applies when $p_- \oplus \varepsilon_- \geq \frac{c}{\lambda n} > \frac{1}{\lambda^2 n}$.

6 Limits of General Algorithms

While in the previous section we showed limitations of multi-hop reasoning in inferring long-range relations, here we extend the argument to prove the difficulty for *any* reasoning algorithm.

Our exposition is algorithm independent; in other words, we do not make any assumption on the choice of $E_S(s, s')$ in Equation 1. In our analysis we use the spectral properties of the graph to quantify local information within graphs.

Consider a meaning graph G_M in which two nodes m and m' are connected. We drop edges in a min-cut C to make the two nodes disconnected and get G'_M (Figure 3).

Definition 6. Define a pair of meaning-graphs G and G' , both with size n and satisfying the ball assumption $\mathcal{B}(d)$, with the following properties: (1) $m \overset{d}{\longleftrightarrow} m'$ in G , (2) $m \not\longleftrightarrow m'$ in G' , (3) $E_{G'} \subset E_G$, (4) $C = E_G \setminus E_{G'}$, an (m, m') min-cut of G .

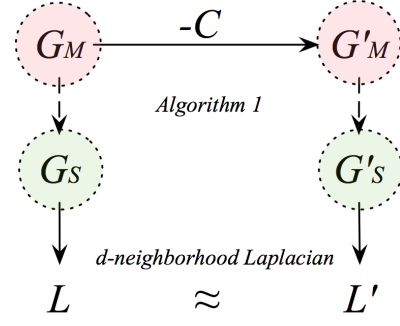


Figure 3: The construction considered in Definition 6. The node-pair m - m' is connected with distance d in G_M , and disconnected in G'_M , after dropping the edges of a cut C . For each symbol graph, we consider its “local” Laplacian.

We define a uniform distribution over all the instances that satisfy the construction explained in Definition 6:

Definition 7. We define a distribution \mathcal{G} over pairs of possible meaning graphs G, G' and pairs of nodes m, m' which satisfies the requirements of Definition 6. Formally, \mathcal{G} is a uniform distribution over the following set:

$$\{(G, G', m, m') \mid G, G', m, m' \text{ satisfy Definition 6}\}.$$

For the meaning graphs, we sample a symbol graph G_S and G'_S , as denoted in Figure 3. In the sampling of G_S and G'_S , all the edges share the randomization, except for the ones that correspond to C (i.e., the difference between the G_M and G'_M). Let \mathcal{U} be the union of the nodes involved in d -neighborhood of s, s' , in G_S and G'_S . Define L, L' to be the Laplacian matrices corresponding to the nodes of \mathcal{U} . As n grows, the two Laplacians become less distinguishable whenever $p_- \oplus \varepsilon_-$ and d are large enough:

Lemma 1. Let $c > 0$ be a constant and p_-, λ be parameters of the sampling process in Algorithm 1 on a pair of meaning graphs G and G' on n nodes constructed according to Definition 6. Let $d \in \mathbb{N}$, $\tilde{d} \geq \lambda d$, and L, L' be the Laplacian matrices for the \tilde{d} -neighborhoods of the corresponding nodes in the sampled symbol graphs G_S and G'_S . If $p_- \oplus \varepsilon_- \geq \frac{c \log n}{n}$ and $d > \log n$, then, with a high probability, the two Laplacians are close:

$$\|\tilde{L} - \tilde{L}'\| \leq \frac{\sqrt{2\lambda} \mathcal{B}(1)}{\sqrt{n \log(n\lambda)}}$$

This can be used to show that, for such large enough p_- and d , the two symbol graphs, G_S and G'_S sampled as above, are indistinguishable by any

function operating over a λd -neighborhood of s, s' in G_S , with a high probability.

A reasoning function can be thought of a mapping defined on normalized Laplacians, since they encode all the information in a graph. For a reasoning function f with limited precision, the input space can be partitioned into regions where the function is constant; and for large enough values of n both \tilde{L}, \tilde{L}' (with a high probability) fall into regions where f is constant.

Note that a reasoning algorithm is oblivious to the details of C , i.e. it does not know where C is, or where it has to look for the changes. Therefore a realistic algorithm ought to use the neighborhood information collectively.

In the next lemma, we define a function f to characterize the reasoning function, which uses Laplacian information and maps it to binary decisions. We then prove that for any such functions, there are regimes that the function won't be able to distinguish \tilde{L} and \tilde{L}' :

Lemma 2. *Let meaning and symbol graphs be constructed under the conditions of Lemma 1. Let $\beta > 0$ and $f : \mathbb{R}^{|\mathcal{U}| \times |\mathcal{U}|} \rightarrow \{0, 1\}$ be the indicator function of an open set. Then there exists $n_0 \in \mathbb{N}$ such that for all $n \geq n_0$:*

$$\mathbb{P}_{\substack{(G, G', m, m') \sim \mathcal{G} \\ G_S \leftarrow \text{ALG}(G), \\ G'_S \leftarrow \text{ALG}(G')}} \left[f(\tilde{L}) = f(\tilde{L}') \right] \geq 1 - \beta.$$

This yields the following result:

Theorem 3. *Let $c > 0$ be a constant and $p_-, \varepsilon_-, \lambda$ be parameters of the sampling process in Algorithm 1 on a meaning graph G_M with n nodes. Let $d \in \mathbb{N}$. If*

$$p_- \oplus \varepsilon_- > \frac{c \log n}{\lambda n} \quad \text{and} \quad d > \log n,$$

then there exists $n_0 \in \mathbb{N}$ such that for all $n \geq n_0$, any algorithm cannot distinguish, with a high probability, between two nodes in G_M having a d -path vs. being disconnected, and is thus not γ -accurate for any $\gamma > 0$ for the d -connectivity problem.

Proof idea. The proof uses Lemma 2 to show that for the given choice of parameters, the informative paths are indistinguishable from the spurious ones, with high probability. \square

This reveals a fundamental limitation: under noisy conditions, our ability to infer interesting phenomena in the meaning space is limited to a small, logarithmic neighborhood.

7 Empirical Analysis

Our formal analysis thus far provides worst-case bounds for two regions in the rather large spectrum of noisy sampling parameters for the symbol space, namely, when $p_- \oplus \varepsilon_-$ and d are either both small (Theorem 1), or both large (Theorem 2).

This section complements the theoretical findings in two ways: (a) by grounding the formalism empirically into a real-world knowledge graph, and (b) by quantifying the impact of noisy sampling parameters on the success of the connectivity algorithm.

Specifically, we consider FB15k237 (Toutanova and Chen, 2015) containing a set of $\langle \text{head}, \text{relation}, \text{target} \rangle$ triples from a curated knowledge base, FreeBase (Bollacker et al., 2008). For scalability, we use a subset that relates to the movies domain,⁴ resulting in 2855 distinct entity nodes and 4682 relation edges. We treat this as the meaning graph and sample a symbol graph as per Algorithm 1 to simulate the observed graph derived from text.

We sample symbol graphs for various values of p_- and plot the resulting symbol and meaning graph distances in Figure 4. For every value of p_- (y -axis), we sample points in the meaning graph separated by distance d (x -axis). For these points, we compute the average distance between the corresponding symbol nodes, and indicate that in the heat map using color shades.

We make two observations from this simulation. First, for lower values of p_- , disconnected nodes in the meaning graph (rightmost column) are clearly distinguishable from meaning nodes with short paths (small d) as predicted by Theorem 1, but harder to distinguish from nodes at large distances (large d). Second, and in contrast, for higher values of p_- , almost every pair of symbol nodes is connected with a very short path (dark color), making it impossible for a distance-based reasoning algorithm to confidently assess d -connectivity in the meaning graph. This simulation also confirms our finding in Theorem 2: any graph with $p_- \geq 1/\lambda n$, which is ~ 0.0001 in this case, cannot distinguish disconnected meaning nodes from nodes with paths of short (logarithmic) length (top rows).

⁴Specifically, relations beginning with `/film/`.

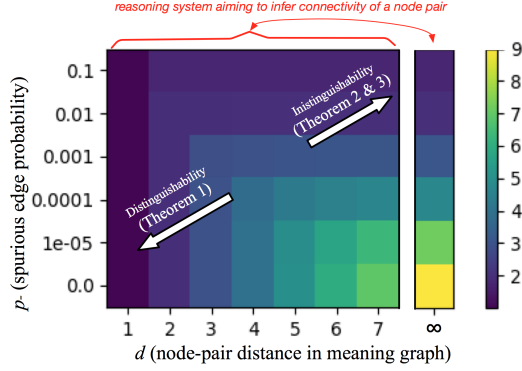


Figure 4: Various colors in the figure depict the average distance between node-pairs in the symbol graph, for each true meaning-graph distance d (x-axis), as the noise parameter p_- (y-axis) is varied. The goal is to distinguish squares in the column for a particular d with the corresponding squares in the right-most column, which corresponds to node-pairs being disconnected. This is easy in the bottom-left regime and becomes progressively harder as we move upward (more noise) or rightward (higher meaning-graph distance). ($\epsilon_+ = 0.7, \lambda = 3$)

8 Discussion and Practical Lessons

Our work is inspired by empirical observations of “semantic drift” of reasoning algorithms, as the number of hops is increased. There are series of works sharing this empirical observation; for example, [Fried et al. \(2015\)](#) show modest benefits up to 2-3 hops, and then decreasing performance; [Jansen; Jansen et al. \(2016; 2018\)](#) made similar observations in graphs built out of larger structures such as sentences, where the performance drops off around 2 hops. This pattern has interestingly been observed in a number of results with a variety of representations, including word-level representations, graphs, and traversal methods. The question we are after in this work is whether the field might be hitting a fundamental limit on multi-hop information aggregation using existing methods and noisy knowledge sources.

Our “impossibility” results are reaffirmations of the empirical intuition in the field. This means that multi-hop inference (and any algorithm that can be cast in that form), as we’ve been approaching it, is exceptionally unlikely to breach the few-hop barrier predicted in our analysis.

There are at least two practical lessons:

1. There are several efforts in the field pursuing “very long” multi-hop reasoning. Our results suggest that such efforts, especially without a careful understanding of the limitations, are

unlikely to succeed, unless some fundamental building blocks are altered.

2. A corollary of this observation suggests that, due to the limited number of hops, practitioners must focus on richer representations that allow reasoning with only a “few” hops. This, in part, requires higher-quality abstraction and grounding mechanisms. It also points to alternatives, such as offline KB completion/expansion, which indirectly reduce the number of steps needed at inference time. It basically suggests that ambiguity and variability must be handled well to reduce the number of hops needed.

Finally, we note that our proposed framework applies to any machine comprehension task over natural text that requires multi-step decision making, such as multi-hop QA or textual entailment.

9 Conclusion

Language is a complex set of phenomena. Meanings and how they are connected to the physical world can be taken for granted. Studying natural language without its variability, ambiguity, and incompleteness can result in misleading conclusions. At the same time, ‘thinking’ (or *reasoning*) with noisy, expressed, language, is a fundamental challenge for understanding general intelligence.

This work presents the first attempt to develop a formal framework for understanding the behavior of complex NLP reasoning in presence of key linguistic noise phenomena. The importance of this work is two-fold: we propose a graph-theoretic paradigm for studying reasoning, inspired by the symbol-meaning problem in the presence of variability, ambiguity, and incompleteness of language. Second, we show how this framework can be used to study and analyze a class of reasoning algorithms. Our results have important implications on how problems in language comprehension, need to be studied.

Acknowledgement

D.K. and E.S. dedicate this work to Jalal Khosroshahi (1950-2018). His passion for learning and teaching mathematics will forever be with us.

The authors would like to thank Sanjeev Khanna, Peter Clark, and Peter Jansen for invaluable discussions. This work is supported by a

gift from AI2 and by contract FA8750-13-2-0008 with the US Defense Advanced Research Projects Agency (DARPA). The views expressed are those of the authors and do not reflect the official policy or position of the U.S. Government.

References

- Gabor Angeli and Christopher D. Manning. 2014. Naturali: Natural logic inference for common sense reasoning. In *EMNLP*.
- Laura Banarescu, Claire Bonial, Shu Cai, Madalina Georgescu, Kira Griffitt, Ulf Hermjakob, Kevin Knight, Martha Palmer, and Nathan Schneider. 2013. Abstract meaning representation for sem-banking. In *Linguistic Annotation Workshop*.
- Kurt Bollacker, Colin Evans, Praveen Paritosh, Tim Sturge, and Jamie Taylor. 2008. Freebase: A collaboratively created graph database for structuring human knowledge. In *ICMD*, pages 1247–1250. ACM.
- Fan Chung and Linyuan Lu. 2002. The average distances in random graphs with given expected degrees. *Proceedings of the National Academy of Sciences*, 99(25):15879–15882.
- Peter Clark, Oren Etzioni, Tushar Khot, Ashish Sabharwal, Oyvind Tafjord, Peter D. Turney, and Daniel Khashabi. 2016. Combining retrieval, statistics, and inference to answer elementary science questions. In *AAAI*, pages 2580–2586.
- Thomas H Cormen, Charles E Leiserson, Ronald L Rivest, and Clifford Stein. 2009. *Introduction to algorithms*. MIT press.
- Herbert Alan Davidson. 1992. *Alfarabi, Avicenna, and Averroes on intellect: their cosmologies, theories of the active intellect, and theories of human intellect*. Oxford University Press.
- Xue Ding, Tiejong Jiang, et al. 2010. Spectral distributions of adjacency and laplacian matrices of random graphs. *The annals of applied probability*, 20(6):2086–2117.
- Paul Erdos and Alfréd Rényi. 1960. On the evolution of random graphs. *Publ. Math. Inst. Hung. Acad. Sci.*, 5(1):17–60.
- Charles J Fillmore. 1977. Scenes-and-frames semantics. *Linguistic structures processing*, 59:55–88.
- Daniel Fried, Peter Jansen, Gustave Hahn-Powell, Mihai Surdeanu, and Peter Clark. 2015. Higher-order lexical semantic models for non-factoid answer reranking.
- Matt Gardner, Partha Talukdar, and Tom Mitchell. 2015. Combining vector space embeddings with symbolic logical inference over open-domain text. In *AAAI spring symposium*.
- Edgar N Gilbert. 1959. Random graphs. *The Annals of Mathematical Statistics*, 30(4):1141–1144.
- Stevan Harnad. 1990. The symbol grounding problem. *Physica D: Nonlinear Phenomena*, 42(1-3):335–346.
- Lynette Hirschman, Marc Light, Eric Breck, and John D. Burger. 1999. Deep read: A reading comprehension system. In *ACL*.
- Peter Jansen, Niranjan Balasubramanian, Mihai Surdeanu, and Peter Clark. 2016. What’s in an explanation? characterizing knowledge and inference requirements for elementary science exams. In *COLING*, pages 2956–2965.
- Peter Jansen, Rebecca Sharp, Mihai Surdeanu, and Peter Clark. 2017. Framing qa as building and ranking intersentence answer justifications. *Computational Linguistics*.
- Peter A Jansen. 2016. A study of automatically acquiring explanatory inference patterns from corpora of explanations: Lessons from elementary science exams.
- Peter A. Jansen, Elizabeth Wainwright, Steven Marmorstein, and Clayton T. Morrison. 2018. Worldtree: A corpus of explanation graphs for elementary science questions supporting multi-hop inference. *CoRR*, abs/1802.03052.
- Philip Nicholas Johnson-Laird. 1980. Mental models in cognitive science. *Cognitive science*, 4(1):71–115.
- Ronald M Kaplan, Joan Bresnan, et al. 1982. Lexical-functional grammar: A formal system for grammatical representation. In *The Mental Representation of Grammatical Relations*. The MIT Press.
- Daniel Khashabi, Tushar Khot, Ashish Sabharwal, Peter Clark, Oren Etzioni, and Dan Roth. 2016. Question answering via integer programming over semi-structured knowledge. In *IJCAI*.
- Daniel Khashabi, Tushar Khot, Ashish Sabharwal, and Dan Roth. 2018. Question answering as global reasoning over semantic abstractions. In *AAAI*.
- Tushar Khot, Ashish Sabharwal, and Peter Clark. 2017. Answering complex questions using open information extraction. *ACL*.
- Geoffrey Stephen Kirk, John Earle Raven, and Malcolm Schofield. 1983. *The presocratic philosophers: A critical history with a selection of texts*. Cambridge University Press.
- Xi Victoria Lin, Richard Socher, and Caiming Xiong. 2018. Multi-hop knowledge graph reasoning with reward shaping. In *EMNLP*.

- Andrew McCallum, Arvind Neelakantan, Rajarshi Das, and David Belanger. 2017. Chains of reasoning over entities, relations, and text using recurrent neural networks. In *EACL*, pages 132–141.
- John McCarthy. 1963. *Programs with common sense*. Defense Technical Information Center.
- Rada Mihalcea and Andras Csomai. 2007. Wikify!: linking documents to encyclopedic knowledge. In *CIKM*, pages 233–242.
- Stanley Milgram. 1967. Six degrees of separation. *Psychology Today*, 2:60–64.
- J Pearl. 1988. *Probabilistic Reasoning in Intelligent Systems: Networks of Plausible Inference*. Morgan Kaufmann Publishers Inc., San Francisco, CA, USA.
- Charles S. Peirce. 1883. A theory of probable inference. In *Studies in Logic by Members of the Johns Hopkins University*, pages 126–181. Little, Brown, and Company.
- Vasin Punyakanok, Dan Roth, and Scott Yih. 2004. Mapping dependencies trees: An application to question answering. *AIM*.
- M Ross Quillan. 1966. Semantic memory. Technical report, BOLT BERANEK AND NEWMAN INC CAMBRIDGE MA.
- Lev Ratinov, Dan Roth, Doug Downey, and Mike Anderson. 2011. [Local and global algorithms for disambiguation to wikipedia](#). In *ACL*.
- Siva Reddy, Oscar Täckström, Slav Petrov, Mark Steedman, and Mirella Lapata. 2017. Universal semantic parsing. In *EMNLP*, pages 89–101.
- D. Roth and W. Yih. 2004. [A linear programming formulation for global inference in natural language tasks](#). In *Proc. of the Conference on Computational Natural Language Learning (CoNLL)*, pages 1–8. Association for Computational Linguistics.
- Richard Socher, Danqi Chen, Christopher D. Manning, and Andrew Y. Ng. 2013. Reasoning with neural tensor networks for knowledge base completion. In *NIPS*.
- Mark Steedman and Jason Baldridge. 2011. Combinatory categorial grammar. *Non-Transformational Syntax: Formal and explicit models of grammar*, pages 181–224.
- Mariarosaria Taddeo and Luciano Floridi. 2005. Solving the symbol grounding problem: a critical review of fifteen years of research. *Journal of Experimental & Theoretical Artificial Intelligence*, 17(4):419–445.
- Kristina Toutanova and Danqi Chen. 2015. Observed versus latent features for knowledge base and text inference. In *CVSC workshop*.
- Duncan J Watts and Steven H Strogatz. 1998. Collective dynamics of ‘small-world’ networks. *nature*, 393(6684):440.

Supplemental Material

We here provide detailed proofs of the formal results, followed by additional experiments. The following observation allows a simplification of the proofs, without loss of any generality.

Remark 1. *Since our procedure doesn't treat similarity edges and meaning-to-symbol noise edges differently, we can 'fold' ε_- into p_- and p_+ (by increasing edge probabilities). More generally, the results are identical whether one uses p_+, p_-, ε_- or $p'_+, p'_-, \varepsilon'_-$, as long as:*

$$\begin{cases} p_+ \oplus \varepsilon_- = p'_+ \oplus \varepsilon'_- \\ p_- \oplus \varepsilon_- = p'_- \oplus \varepsilon'_- \end{cases}$$

For any p_+ and ε_- , we can find a p'_+ such that $\varepsilon'_- = 0$. Thus, w.l.o.g., in the following analysis we derive results only using p_+ and p_- (i.e. assume $\varepsilon'_- = 0$). Note that we expand these terms to $p_+ \oplus \varepsilon_-$ and $p_- \oplus \varepsilon_-$ respectively in the final results.

A Proofs: Possibility of Accurate Connectivity Reasoning

In this section we provide the proofs of the additional lemmas necessary for proving the intermediate results. First we introduce a few useful lemmas, and then move on to the proof of Theorem 1.

We introduce the following lemmas which will be used in connectivity analysis of the clusters of the nodes $\mathcal{O}(m)$.

Lemma 3 (Connectivity of a random graph (Gilbert, 1959)). *Let P_n denote the probability of the event that a random undirected graph $G(n, p)$ ($p > 0.5$) is connected. This probability can be lower-bounded as following:*

$$P_n \geq 1 - \left[q^{n-1} \left\{ (1 + q^{(n-2)/2})^{n-1} - q^{(n-2)(n-1)/2} \right\} + q^{n/2} \left\{ (1 + q^{(n-2)/2})^{n-1} - 1 \right\} \right],$$

where $q = 1 - p$.

See Gilbert (1959) for a proof of this lemma. Since $q \in (0, 1)$, this implies that $P_n \rightarrow 1$ as n increases. The following lemma provides a simpler version of the above probability:

Corollary 2 (Connectivity of a random graph (Gilbert, 1959)). *The random-graph connectivity probability P_n (Lemma 3) can be lower-bounded as following:*

$$P_n \geq 1 - 2e^3 q^{n/2}$$

Proof. We use the following inequality:

$$\left(1 + \frac{3}{n}\right)^n \leq e^3$$

Given that $q \leq 0.5, n \geq 1$, one can verify that $q^{(n-2)/2} \leq 3/n$. Combining this with the above inequality gives us, $(1 + q^{(n-2)/2})^{n-1} \leq e^3$.

With this, we bound the two terms within the two terms of the target inequality:

$$\begin{cases} (1 + q^{(n-2)/2})^{n-1} - q^{(n-2)(n-1)/2} \leq e^3 \\ (1 + q^{(n-2)/2})^{n-1} - 1 \leq e^3 \end{cases}$$

$$\left[q^{n-1} \left\{ (1 + q^{(n-2)/2})^{n-1} - q^{(n-2)(n-1)/2} \right\} + q^{n/2} \left\{ (1 + q^{(n-2)/2})^{n-1} - 1 \right\} \right] \leq e^3 q^{n-1} + e^3 q^{n/2} \leq 2e^3 q^{n/2}$$

which concludes the proof. □

We show a lower-bound on the probability of s and s' being connected given the connectivity of their counterpart nodes in the meaning graph. This lemma will be used in the proof of Theorem 1:

Lemma 4 (Lower bound). $\mathbb{P} \left[s \overset{\tilde{d}}{\longleftrightarrow} s' | m \overset{d}{\longleftrightarrow} m' \right] \geq \left(1 - 2e^3 \varepsilon_+^{\lambda/2} \right)^{d+1} \cdot \left(1 - (1 - p_+)^{\lambda^2} \right)^d$.

Proof. We know that m and m' are connected through some intermediate nodes m_1, m_2, \dots, m_ℓ ($\ell < d$). We show a lower-bound on having a path in the symbol-graph between s and s' , through clusters of nodes $\mathcal{O}(m_1), \mathcal{O}(m_2), \dots, \mathcal{O}(m_\ell)$. We decompose this into two events:

$$\begin{cases} e_1[v] & \text{For a given meaning node } v \text{ its cluster in the symbol-graph, } \mathcal{O}(v) \text{ is connected.} \\ e_2[v, u] & \text{For any two connected nodes } (u, v) \text{ in the meaning graph, there is at least an edge} \\ & \text{connecting their clusters } \mathcal{O}(u), \mathcal{O}(v) \text{ in the symbol-graph.} \end{cases}$$

The desired probability can then be refactored as:

$$\begin{aligned} \mathbb{P} \left[s \overset{\tilde{d}}{\longleftrightarrow} s' | m \overset{d}{\longleftrightarrow} m' \right] &\geq \mathbb{P} \left[\left(\bigcap_{v \in \{s, m_1, \dots, m_\ell, s'\}} e_1[v] \right) \cap \left(\bigcap_{(v, u) \in \{(s, m_1), \dots, (m_\ell, s')\}} e_2[v, u] \right) \right] \\ &\geq \mathbb{P}[e_1]^{d+1} \cdot \mathbb{P}[e_2]^d. \end{aligned}$$

We split the two probabilities and identify lower bounds for each. Based on Corollary 2, $\mathbb{P}[e_1] \geq 1 - 2e^3 \varepsilon_+^{\lambda/2}$, and as a result $\mathbb{P}[e_1]^{d+1} \geq \left(1 - 2e^3 \varepsilon_+^{\lambda/2} \right)^{d+1}$. The probability of connectivity between pair of clusters is $\mathbb{P}[e_2] = 1 - (1 - p_+)^{\lambda^2}$. Thus, similarly, $\mathbb{P}[e_2]^d \geq \left(1 - (1 - p_+)^{\lambda^2} \right)^d$. Combining these two, we obtain:

$$\mathbb{P} \left[s \overset{\tilde{d}}{\longleftrightarrow} s' | m \overset{d}{\longleftrightarrow} m' \right] \geq \left(1 - 2e^3 \varepsilon_+^{\lambda/2} \right)^{d+1} \cdot \left(1 - (1 - p_+)^{\lambda^2} \right)^d \quad (2)$$

□

The connectivity analysis of G_S can be challenging since the graph is a non-homogeneous combination of positive and negative edges. For the sake of simplifying the probabilistic arguments, given symbol graph G_S , we introduce a non-unique simple graph \tilde{G}_S as follows.

Definition 8. Consider a special partitioning of V_G such that the d -neighbourhoods of s and s' form two of the partitions and the rest of the nodes are arbitrarily partitioned in a way that the diameter of each component does not exceed \tilde{d} .

- The set of nodes $V_{\tilde{G}_S}$ of \tilde{G}_S corresponds to the aforementioned partitions.
- There is an edge $(u, v) \in E_{\tilde{G}_S}$ if and only if at least one node-pair from the partitions of V_G corresponding to u and v , respectively, is connected in E_{G_S} .

In the following lemma we give an upper-bound on the connectivity of neighboring nodes in \tilde{G}_S :

Lemma 5. When G_S is drawn at random, the probability that an edge connects two arbitrary nodes in \tilde{G}_S is at most $(\lambda \mathcal{B}(d))^2 p_-$.

Proof. Recall that a pair of nodes from \tilde{G}_S , say (u, v) , are connected when at least one pair of nodes from corresponding partitions in G_S are connected. Each d -neighbourhood in the meaning graph has at most $\mathcal{B}(d)$ nodes. It implies that each partition in \tilde{G}_S has at most $\lambda \mathcal{B}(d)$ nodes. Therefore, between each pair of partitions, there are at most $(\lambda \mathcal{B}(d))^2$ possible edges. By union bound, the probability of at least one edge being present between two partitions is at most $(\lambda \mathcal{B}(d))^2 p_-$. □

Let $v_s, v_{s'} \in V_{\tilde{G}_S}$ be the nodes corresponding to the components containing s and s' respectively. The following lemma establishes a relation between connectivity of $s, s' \in V_{G_S}$ and the connectivity of $v_s, v_{s'} \in V_{\tilde{G}_S}$:

Lemma 6. $\mathbb{P} \left[s \overset{\tilde{d}}{\rightsquigarrow} s' | m \rightsquigarrow m' \right] \leq \mathbb{P} \left[\text{There is a path from } v_s \text{ to } v_{s'} \text{ in } \tilde{G}_S \text{ with length } \tilde{d} \right].$

Proof. Let L and R be the events in the left hand side and right hand side respectively. Also for a permutation of nodes in G_S , say p , let F_p denote the event that all the edges of p are present, i.e., $L = \cup F_p$. Similarly, for a permutation of nodes in \tilde{G}_S , say q , let H_q denote the event that all the edges of q are present. Notice that $F_p \subseteq H_q$ for $q \subseteq p$, because if all the edges of p are present the edges of q will be present. Thus,

$$L = \bigcup_p F_p \subseteq \bigcup_p H_{p \cap E_{\tilde{G}_S}} = \bigcup_q H_q = R.$$

This implies that $\mathbb{P}[L] \leq \mathbb{P}[R]$. \square

Lemma 7 (Upper bound). *If $(\lambda\mathcal{B}(d))^2 p_- \leq \frac{1}{2en}$, then $\mathbb{P} \left[s \overset{\leq \tilde{d}}{\rightsquigarrow} s' | m \rightsquigarrow m' \right] \leq 2en(\lambda\mathcal{B}(d))^2 p_-$.*

Proof. To identify the upper bound on $\mathbb{P} \left[s \overset{\leq \tilde{d}}{\rightsquigarrow} s' | m \rightsquigarrow m' \right]$, recall the definition of \tilde{G}_S , given an instance of G_S (as outlined in Lemmas 5 and 6, for $\tilde{p} = (\lambda\mathcal{B}(d))^2 p_-$). Lemma 6 relates the connectivity of s and s' to a connectivity event in \tilde{G}_S , i.e., $\mathbb{P} \left[s \overset{\leq \tilde{d}}{\rightsquigarrow} s' | m \rightsquigarrow m' \right] \leq \mathbb{P} \left[\text{there is a path from } v_s \text{ to } v_{s'} \text{ in } \tilde{G}_S \text{ with length } \tilde{d} \right]$, where $v_s, v_{s'} \in V_{\tilde{G}_S}$ are the nodes corresponding to the components containing s and s' respectively. Equivalently, in the following, we prove that the event $\text{dist}(v_s, v_{s'}) \leq \tilde{d}$ happens with a small probability:

$$\begin{aligned} \mathbb{P} \left[s \overset{\leq \tilde{d}}{\rightsquigarrow} s' \right] &= \mathbb{P} \left[\bigvee_{\ell=1, \dots, \tilde{d}} s \overset{\ell}{\rightsquigarrow} s' \right] \leq \sum_{\ell \leq \tilde{d}} \binom{n}{\ell} \tilde{p}^\ell \leq \sum_{\ell \leq \tilde{d}} \left(\frac{en}{\ell} \right)^\ell \tilde{p}^\ell \\ &\leq \sum_{\ell \leq \tilde{d}} (en)^\ell \tilde{p}^\ell \leq en\tilde{p} \frac{(en\tilde{p})^{\tilde{d}} - 1}{en\tilde{p} - 1} \leq \frac{en\tilde{p}}{1 - en\tilde{p}} \leq 2en\tilde{p}. \end{aligned}$$

where the final inequality uses the assumption that $\tilde{p} \leq \frac{1}{2en}$. \square

Armed with the bounds in Lemmas 4 and 7, we are ready to provide the main proof:

Proof of Theorem 1. Recall that the algorithm checks for connectivity between two given nodes s and s' , i.e., $s \overset{\leq \tilde{d}}{\rightsquigarrow} s'$. With this observation, we aim to infer whether the two nodes in the meaning graph are connected ($m \overset{\leq \tilde{d}}{\rightsquigarrow} m'$) or not ($m \rightsquigarrow m'$). We prove the theorem by using lower and upper bound for these two probabilities, respectively:

$$\begin{aligned} \gamma &= \mathbb{P} \left[s \overset{\leq \tilde{d}}{\rightsquigarrow} s' | m \overset{d}{\rightsquigarrow} m' \right] - \mathbb{P} \left[s \overset{\leq \tilde{d}}{\rightsquigarrow} s' | m \rightsquigarrow m' \right] \\ &\geq LB \left(\mathbb{P} \left[s \overset{\leq \tilde{d}}{\rightsquigarrow} s' | m \overset{d}{\rightsquigarrow} m' \right] \right) - UB \left(\mathbb{P} \left[s \overset{\leq \tilde{d}}{\rightsquigarrow} s' | m \rightsquigarrow m' \right] \right) \\ &\geq \left(1 - 2e^3 \varepsilon_+^{\lambda/2} \right)^{d+1} \cdot \left(1 - (1 - p_+)^{\lambda^2} \right)^d - 2en(\lambda\mathcal{B}(d))^2 p_-. \end{aligned}$$

where the last two terms of the above inequality are based on the results of Lemmas 4 and 7, with the assumption for the latter that $(\lambda\mathcal{B}(d))^2 p_- \leq \frac{1}{2en}$. To write this result in its general form we have to replace p_+ and p_- , with $p_+ \oplus \varepsilon_-$ and $p_- \oplus \varepsilon_-$, respective (see Remark 1). \square

B Proofs: Limitations of Connectivity Reasoning

We provide the necessary lemmas and intuitions before proving the main theorem.

A random graph is an instance sampled from a distribution over graphs. In the $G(n, p)$ Erdős-Renyi model, a graph is constructed in the following way: Each edge is included in the graph with probability p , independent of other edges. In such graphs, on average, the length of the path connecting any node-pair is short (logarithmic in the number of nodes).

Lemma 8 (Diameter of a random graph, Corollary 1 of (Chung and Lu, 2002)). *If $n \cdot p = c > 1$ for some constant c , then almost-surely the diameter of $G(n, p)$ is $\Theta(\log n)$.*

We use the above lemma to prove Theorem 2. Note that the overall noise probably (i.e., p in Lemma 8) in our framework is $p_- \oplus \varepsilon_-$.

Proof of Theorem 2. Note that the $|V_{G_S}| = \lambda \cdot n$. By Lemma 8, the symbol graph has diameter $\Theta(\log \lambda n)$. This means that for any pair of nodes $s, s' \in V_{G_S}$, we have $s \overset{\Theta(\log \lambda n)}{\rightsquigarrow} s'$. Since $\tilde{d} \geq \lambda d \in \Omega(\log \lambda n)$, the multi-hop reasoning algorithm finds a path between s and s' in symbol graph and returns connected regardless of the connectivity of m and m' . \square

C Proofs: Limitations of General Reasoning

The proof of the theorem follows after introducing necessary lemmas.

In the following lemma, we show that the spectral differences between the two symbol graphs in the locality of the target nodes are small. For ease of exposition, we define an intermediate notation, for a normalized version of the Laplacians: $\tilde{L} = L/\|L\|_2$ and $\tilde{L}' = L'/\|L'\|_2$.

Lemma 9. *The norm-2 of the Laplacian matrix corresponding to the nodes participating in a cut, can be upper-bounded by the number of the edges participating in the cut (with a constant factor).*

Proof of Lemma 9. Using the definition of the Laplacian:

$$\|L_C\|_2 \leq \|A - D\|_2 \leq \|A\|_2 + \|D\|_2$$

where A is the adjacency matrix and D is a diagonal matrix with degrees on the diagonal. We bound the norms of the matrices based on size of the cut (i.e., number of the edges in the cut). For the adjacency matrix we use the Frobenius norm:

$$\|A\|_2 \leq \|A\|_F = \sqrt{\sum_{ij} a_{ij}^2} = \sqrt{2 \cdot |C|}$$

where $|C|$ denotes the number of edges in C . To bound the matrix of degrees, we use the fact that norm-2 is equivalent to the biggest eigenvalue, which is the biggest diagonal element in a diagonal matrix:

$$\|D\|_2 = \sigma_{\max}(D) = \max_i \deg(i) \leq |C|$$

With this we have shown that: $\|L_C\|_2 \leq 3|C|$. \square

For sufficiently large values of p , $G(n, p)$ is a connected graph, with a high probability. More formally:

Lemma 10 (Connectivity of random graphs). *In a random graph $G(n, p)$, for any p bigger than $\frac{(1+\varepsilon) \ln n}{n}$, the graph will almost surely be connected.*

The proof can be found in (Erdos and Rényi, 1960).

Lemma 11 (Norm of the adjacency matrix in a random graph). *For a random graph $G(n, p)$, let L be the adjacency matrix of the graph. For any $\varepsilon > 0$:*

$$\lim_{n \rightarrow +\infty} \mathbb{P} \left(\left| \|L\|_2 - \sqrt{2n \log n} \right| > \varepsilon \right) \rightarrow 0$$

Proof of Lemma 11. From Theorem 1 of (Ding et al., 2010) we know that:

$$\frac{\sigma_{\max}(L)}{\sqrt{n \log n}} \xrightarrow{P} \sqrt{2}$$

where \xrightarrow{P} denote *convergence in probability*. And also notice that norm-2 of a matrix is basically the size of its biggest eigenvalue, which concludes our proof. \square

Lemma 12. *For any pair of meaning-graphs G and G' constructed according to Definition 6, and,*

- $d > \log n$,
- $p_- \oplus \varepsilon_- \geq c \log n / n$ for some constant c ,
- $\tilde{d} \geq \lambda d$,

with L and L' being the Laplacian matrices corresponding to the \tilde{d} -neighborhoods of the corresponding nodes in the surface-graph; we have:

$$\frac{\|L - L'\|_2}{\|L\|_2} \leq \frac{\sqrt{\lambda} \mathcal{B}(1)}{\sqrt{2n \log(n\lambda)}},$$

with a high-probability.

Proof of Lemma 12. In order to simplify the exposition, w.l.o.g. assume that $\varepsilon_- = 0$ (see Remark 1). Our goal is to find an upper-bound to the fraction $\frac{\|L - L'\|_2}{\|L\|_2}$. Note that the Laplacians contain only the local information, i.e., \tilde{d} -neighborhood. First we prove an upper bound on the nominator. By eliminating an edge in a meaning-graph, the probability of edge appearance in the symbol graph changes from p_+ to p_- . The effective result of removing edges in C would appear as i.i.d. Bern($p_+ - p_-$). Since by definition, $\mathcal{B}(1)$ is an upper bound on the degree of meaning nodes, the size of minimum cut should also be upper bounded by $\mathcal{B}(1)$. Therefore, the maximum size of the min-cut C separating two nodes $m \overset{d}{\longleftrightarrow} m'$ is at most $\mathcal{B}(1)$. To account for vertex replication in symbol-graph, the effect of cut would appear on at most $\lambda \mathcal{B}(1)$ edges in the symbol graph. Therefore, we have $\|L - L'\|_2 \leq \lambda \mathcal{B}(1)$ using Lemma 9.

As for the denominator, the size of the matrix L is the same as the size of \tilde{d} -neighborhood in the symbol graph. We show that if $\tilde{d} > \log(\lambda n)$ the neighborhood almost-surely covers the whole graph. While the growth in the size of the \tilde{d} -neighborhood is a function of both p_+ and p_- , to keep the analysis simple, we underestimate the neighborhood size by replacing p_+ with p_- , i.e., the size of the \tilde{d} -neighborhood is lower-bounded by the size of a \tilde{d} -neighborhood in $G(\lambda \cdot n, p_-)$.

By Lemma 10 the diameters of the symbol-graphs G_S and G'_S are both $\Theta(\log(\lambda n))$. Since $\tilde{d} \in \Omega(\log(\lambda n))$, \tilde{d} -neighborhood covers the whole graph for both G_S and G'_S .

Next, we use Lemma 11 to state that $\|L\|_2$ converges to $\sqrt{2\lambda n \log(\lambda n)}$, in probability.

Combining numerator and denominator, we conclude that the fraction, for sufficiently large n , is upper-bounded by: $\frac{\lambda \mathcal{B}(1)}{\sqrt{2\lambda n \log(\lambda n)}}$, which can get arbitrarily small, for a big-enough choice of n . \square

Proof of Lemma 1. We start by proving an upper bound on $\tilde{L} - \tilde{L}'$ in matrix inequality notation. Similar upper-bound holds for $\tilde{L}' - \tilde{L}$ which concludes the theorem.

$$\begin{aligned} \tilde{L} - \tilde{L}' &= \frac{L}{\|L\|} - \frac{L'}{\|L'\|} \\ &\preceq \frac{L}{\|L\|} - \frac{L'}{\|L - L'\| + \|L\|} \\ &= \frac{L \cdot \|L - L'\|}{\|L\|^2} + \frac{L - L'}{\|L\|} \\ &\preceq \frac{\sqrt{\lambda} \mathcal{B}(1)}{\sqrt{2n \log(n\lambda)}} I + \frac{\sqrt{\lambda} \mathcal{B}(1)}{\sqrt{2n \log(n\lambda)}} I. \end{aligned}$$

The last inequality is due to Lemma 12. By symmetry the same upper-bound holds for $\tilde{L}' - \tilde{L} \preceq 2 \frac{\sqrt{\lambda \mathcal{B}(1)}}{\sqrt{2n \log(n\lambda)}} I$. This means that $\|\tilde{L} - \tilde{L}'\| \leq \frac{2\sqrt{\lambda \mathcal{B}(1)}}{\sqrt{2n \log(n\lambda)}}$. \square

Lemma 13. Suppose f is an indicator function on an open set⁵, it is always possible to write it as composition of two functions:

- A continuous and Lipschitz function: $g : \mathbb{R}^d \rightarrow (0, 1)$,
- A thresholding function: $H(x) = \mathbf{1}\{x > 0.5\}$.

such that: $\forall x \in \mathbb{R}^d : f(x) = h(g(x))$.

Proof of Lemma 13. Without loss of generality, we assume that the threshold function is defined as $H(x) = \mathbf{1}\{x > 0.5\}$. One can verify that a similar proof follows for $H(x) = \mathbf{1}\{x \geq 0.5\}$. We use notation $f^{-1}(A)$ the set of pre-images of a function f , for the set of outputs A .

First let's study the collection of inputs that result in output of 1 in f function. Since $f = h \circ g$, then $f^{-1}(\{1\}) = g^{-1}(h^{-1}(\{1\})) = g^{-1}((0.5, 1))$ and $f^{-1}(\{0\}) = g^{-1}(h^{-1}(\{0\})) = g^{-1}((0, 0.5))$. Define C_0 and C_1 , such that $C_i \triangleq f^{-1}(\{i\})$; note that since g is continuous and $(0.5, 1)$ is open C_1 is an open set (hence C_0 is closed). Let $d : \mathbb{R}^n \rightarrow \mathbb{R}$ be defined by,

$$d(x) \triangleq \text{dist}(x, C_0) = \inf_{c \in C_0} \|x - c\|.$$

Since C_0 is closed, it follows $d(x) = 0$ if and only if $x \in C_0$. Therefore, letting

$$g(x) = \frac{1}{2} + \frac{1}{2} \cdot \frac{d(x)}{1 + d(x)},$$

then $g(x) = \frac{1}{2}$ when $x \in C_0$, while $g(x) > \frac{1}{2}$ when $x \notin C_0$. This means that letting $h(x) = 1$ when $x > \frac{1}{2}$ and $h(x) = 0$ when $x \leq \frac{1}{2}$, then $f = h \circ g$. One can also verify that this construction is 1/2-Lipschitz; this follows because $d(x)$ is 1-Lipschitz, which can be proved using the triangle inequality

Hence the necessary condition to have such decomposition is $f^{-1}(\{1\})$ and $f^{-1}(\{0\})$ be open or closed. \square

Proof of Lemma 2. Note that f maps a high dimensional continuous space to a discrete space. To simplify the argument about f , we decompose it to two functions: a continuous function g mapping matrices to $(0, 1)$ and a threshold function H (e.g. $0.5 + 0.5\text{sgn}(\cdot)$) which maps to one if g is higher than a threshold and to zero otherwise. Without loss of generality we also normalize g such that the gradient is less than one. Formally,

$$f = H \circ g, \text{ where } g : \mathbb{R}^{|\mathcal{U}| \times |\mathcal{U}|} \rightarrow (0, 1), \|\nabla g\|_{\tilde{L}} \leq 1.$$

Lemma 13 gives a proof of existence for such decomposition, which depends on having open or closed pre-images.

One can find a differentiable and Lipschitz function g such that it intersects with the threshold specified by H , in the borders where f changes values.

With g being Lipschitz, one can upper-bound the variations on the continuous function:

$$\|g(\tilde{L}) - g(\tilde{L}')\| \leq M \|\tilde{L} - \tilde{L}'\|.$$

According to Lemma 1, $\|\tilde{L} - \tilde{L}'\|$ is upper-bounded by a decreasing function in n .

For uniform choices $(G, G', m, m') \sim \mathcal{G}$ the Laplacian pairs (\tilde{L}, \tilde{L}') are randomly distributed in a high-dimensional space, and for big enough n , there are enough portion of the (\tilde{L}, \tilde{L}') (to satisfy $1 - \beta$ probability) that appear in the same side of the hyper-plane corresponding to the threshold function (i.e. $f(\tilde{L}) = f(\tilde{L}')$). \square

⁵https://en.wikipedia.org/wiki/Indicator_function

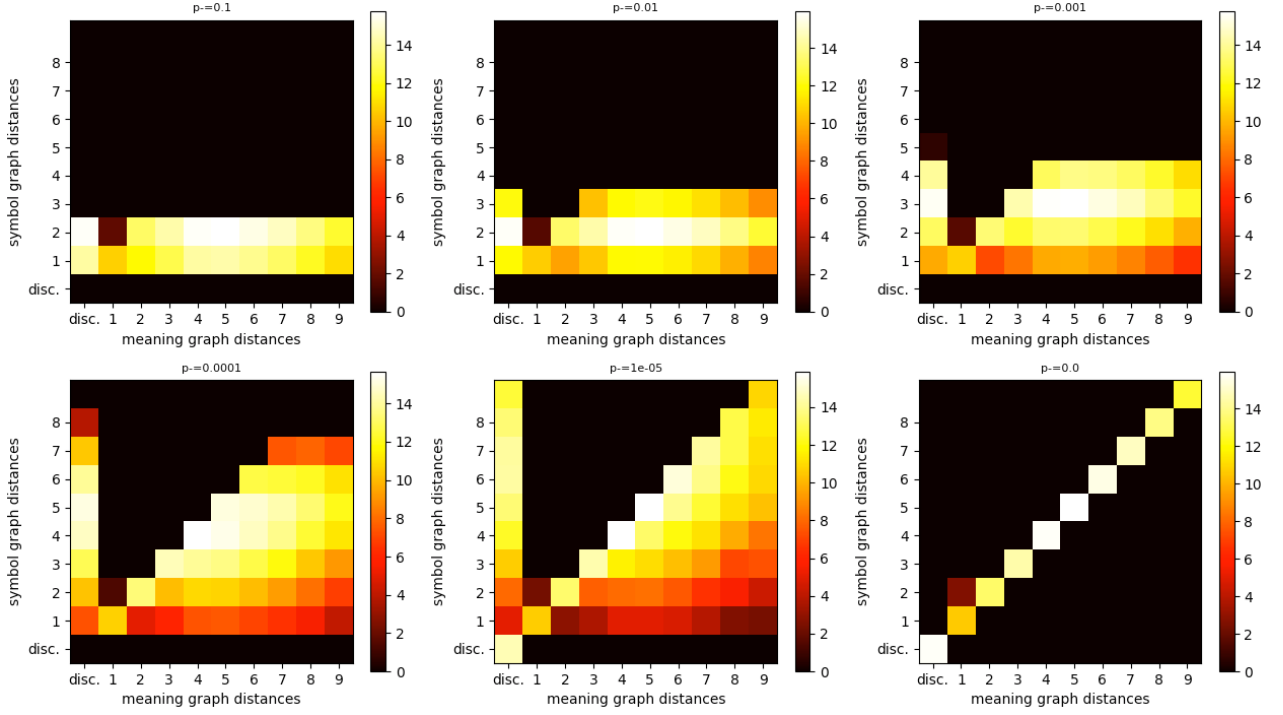


Figure 5: With varied values for p_- a heat map representation of the distribution of the average distances of node-pairs in symbol graph based on the distances of their corresponding meaning nodes is presented.

D Further experiments

To evaluate the impact of the other noise parameters in the sampling process, we compare the average distances between nodes in the symbol graph for a given distance between the meaning graph nodes. In the Figure 5, we plot these graphs for decreasing values of p_- (from top left to bottom right). With high p_- (top left subplot), nodes in the symbol graph at distances lower than two, regardless of the distance of their corresponding node-pair in the meaning graph. As a result, any reasoning algorithm that relies on connectivity can not distinguish symbolic nodes that are connected in the meaning space from those that are not. As the p_- is set to lower values (i.e. noise reduces), the distribution of distances get wider, and correlation of distance between the two graphs increases. In the bottom middle subplot, when p_- has a very low value, we observe a significant correlation that can be reliably utilized by a reasoning algorithm.