
A New Perspective on Machine Learning: How to do Perfect Supervised Learning

Hui Jiang

HJ@CSE.YORKU.CA

iFLYTEK Laboratory for Neural Computing and Machine Learning (iNCML)

Department of Electrical Engineering and Computer Science

York University, 4700 Keele Street, Toronto, Ontario, M3J 1P3, Canada

<http://wiki.cse.yorku.ca/user/hj/>

Abstract

In this work, we introduce the concept of bandlimiting into the theory of machine learning because all physical processes are bandlimited by nature, including real-world machine learning tasks. After the bandlimiting constraint is taken into account, our theoretical analysis has shown that all practical machine learning tasks are asymptotically solvable in a perfect sense. Furthermore, the key towards this solvability almost solely relies on two factors: i) a sufficiently large amount of training samples beyond a threshold determined by a difficulty measurement of the underlying task; ii) a sufficiently complex model that is properly bandlimited. Moreover, for some special cases, we have derived new error bounds for perfect learning, which can quantify the difficulty of learning. These case-specific bounds are much tighter than the uniform bounds in conventional learning theory. Our results have provided a new perspective to explain the recent successes of large-scale supervised learning using complex models like neural networks.

1. Introduction

The fundamental principles and theories for machine learning (ML) were established a few decades ago, such as the No-Free-Lunch theory (Wolpert, 1995), statistical learning theory (Vapnik, 2000), and probably approximately correct (PAC) learning (Valiant, 1984). These theoretical works have successfully explained which problems are learnable and how to achieve effective learning in principle. On the other hand, since the boom of deep learning in the past

decade, the landscape of machine learning practices has changed dramatically. A variety of artificial neural networks (ANN) have been successfully applied to all sorts of real-world applications, ranging from speech recognition and image classification to machine translation. The list of success stories in many diverse application domains is still growing year after year. The superhuman performance has even been claimed in some tasks, which were originally thought to be very hard. The divergence between the theories and the practices has equally puzzled both ML theorists and ML practitioners. At this point, we desperately need to answer a series of serious questions in order to further advance the field as a whole. For instance, why do the ANN-type models significantly overtake other existing ML methods on all of these practical applications? What is the essence to the success of the ANN-type models on these ostensibly challenging tasks? Where is the limit of these ANN-type models? Why does horrific overfitting, as predicted by the current ML theory, never happen in these real-world tasks even when some shockingly huge models are used?

In this paper, we develop a new ML theory to shed some light on these questions. The key to our new theory is the concept of bandlimiting. Not all processes may actually exist in the real world and all physically realizable processes must be bandlimited. Much of the previous efforts in machine learning theory have been spent in studying some extremely difficult problems that are over-generalized in theory but may not actually exist in practice. After the bandlimiting constraint is taken into account, our theoretical analysis has shown that all practical machine learning tasks are asymptotically solvable in a perfect sense. Our theoretical results suggest that the roadmap towards successful supervised learning consists of three steps: (a) collecting sufficient labelled in-domain data; (b) fitting a complicated model to the large training set; (c) bandlimiting the resultant model in learning. The amount of data needed for perfect learning depends on the difficulty of each un-

This work is partially supported by a research donation from iFLYTEK Co., Hefei, China and a Discovery Grant from Natural Sciences and Engineering Research Council (NSERC) of Canada.

derlying task. For some special cases, we have derived some new error bounds to quantitatively measure the difficulty of learning. As the amount of training data grows, we need a complicated model to complement step (b). The universal approximation theory in (Cybenko, 1989; Hornik, 1991) makes neural networks an ideal candidate for perfect learning since similar model structures can be fitted to any large training set if we keep increasing the model size. The highly-criticized engineering tricks used in the training of neural networks are just some empirical approaches to ensure that the above steps (b) and (c) happen at the same time. However, there is no evidence to show that neural networks are the only possible models that are able to achieve perfect learning.

2. Problem Formulation

In this work, we study the standard supervised learning problem in machine learning. Given a finite training set of N samples of input and output pairs, denoted as $\mathcal{D}_N = \{(\mathbf{x}_1, y_1), (\mathbf{x}_2, y_2), \dots, (\mathbf{x}_N, y_N)\}$, the goal is to learn a model from input to output over the entire feature space: $\mathbf{x} \rightarrow y$, which will be used to predict future inputs.

2.1. Machine Learning as Stochastic Function Fitting

Instead of starting our analysis from the joint probabilistic distribution of inputs and outputs $p(\mathbf{x}, y)$ as in normal statistical learning theory, we adopt a more restricted formulation in this paper. Here, we assume all inputs \mathbf{x} are random variables following a probabilistic density function, i.e. $\mathbf{x} \sim p(\mathbf{x})$, in the input feature space (without losing generality, we may assume $\mathbf{x} \in \mathbb{R}^K$). The relation between input \mathbf{x} ($\mathbf{x} \in \mathbb{R}^K$) and output y ($y \in \mathbb{R}$) is deterministic, which may be represented by a function $f: \mathbf{x} \rightarrow y$ ($\mathbf{x} \in \mathbb{R}^K, y \in \mathbb{R}$), denoted as the target function $y = f(\mathbf{x})$. In this setting, the goal of machine learning is to learn a model $\hat{f}(\mathbf{x})$ to minimize the expected error between $\hat{f}(\mathbf{x})$ and $f(\mathbf{x})$ as measured by $p(\mathbf{x})$.

Most of interesting and meaningful learning problems in the real world can be easily accommodated by the above deterministic function between inputs and outputs. For example, we may define $y = f(\mathbf{x}) = \arg \max_y p(y|\mathbf{x})$ if the conditional distribution $p(y|\mathbf{x})$ is sharp and unimodal. If $p(y|\mathbf{x})$ is sharp but not unimodal, we may decompose the learning problem into several sub-problems, each of which is represented by one deterministic function as above. If $p(y|\mathbf{x})$ is not sharp, it means that the relation between inputs and outputs are fairly weak. In these cases, either it is usually not a meaningful learning problem in practice, or we may improve input features \mathbf{x} to further enhance the relation between \mathbf{x} and y .

2.2. The Bandlimiting Property

In engineering, it is a well-known fact that all physically realizable processes must satisfy the so-called *bandlimiting* property. Bandlimiting is a strong constraint imposed on the smoothness and growth of functions, which corresponds to the mathematic concept of finite exponent type of entire functions in mathematical analysis (Levin, 1964; Levinson, 1940). As shown in Figures 1 to 4, several 1-D functions with different bandlimiting constraints are plotted as an illustration, which clearly show that the various bandlimiting constraints heavily affect the smoothness of a function.

In practice, if a supervised learning problem arises from a real-world task or a physical process, the above target function $y = f(\mathbf{x})$ will satisfy the bandlimiting property as constrained by the physical world. The central idea in this paper is to demonstrate that the bandlimiting property, largely overlooked by the machine learning community in the past, is essential in explaining why real-world machine learning problems are not as hard as speculated by statistical learning theory (Vapnik, 2000; Shalev-Shwartz & Ben-David, 2014). The theory proposed in this paper further suggests that under certain conditions we may even solve many real-world supervised learning problems perfectly.

First of all, let's give the definition of *bandlimiting*¹. A function $f(\mathbf{x}) \in L^1$ is called to be strictly bandlimited if its multivariate Fourier transform (Stein & Weiss, 1971), $F(\omega)$, vanishes to zero beyond a certain finite spatial frequency range. If there exists $B > 0$, such that

$$F(\omega) = \int \dots \int_{-\infty}^{+\infty} f(\mathbf{x}) e^{-i\mathbf{x} \cdot \omega} d\mathbf{x} = 0 \text{ if } \|\omega\| > B, \quad (1)$$

then $f(\mathbf{x})$ is called a strictly bandlimited function by B .

Similarly, we may define a function $f(\mathbf{x}) \in L^1$ is approximately bandlimited if its Fourier transform $F(\omega)$ satisfies:

$$\lim_{B \rightarrow \infty} \int \dots \int_{\|\omega\| > B} \|F(\omega)\| d\omega = 0 \quad (2)$$

In other words, for any arbitrary small $\epsilon > 0$, $\exists B_\epsilon > 0$,

$$\int \dots \int_{\|\omega\| > B_\epsilon} \|F(\omega)\| d\omega < \epsilon \quad (3)$$

where B_ϵ is called the approximate band of $f(\mathbf{x})$ at ϵ .

3. Asymptotic Analysis: Perfect Learning

In supervised learning, we are interested in learning the unknown target function $y = f(\mathbf{x})$ based on a finite

¹Also known as *wavenumber-limited*. Here, we prefer the term “bandlimiting” as it is better known in engineering.

Figure 1. A function without band-limiting

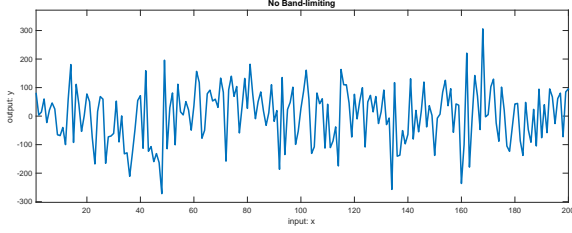


Figure 2. A weakly band-limited function by a large limit

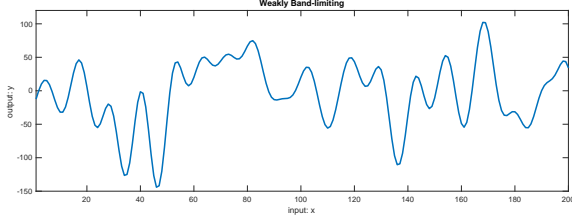


Figure 3. A strongly band-limited function by a small limit

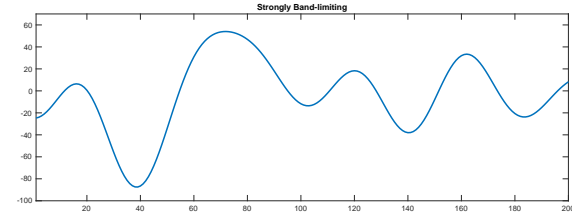
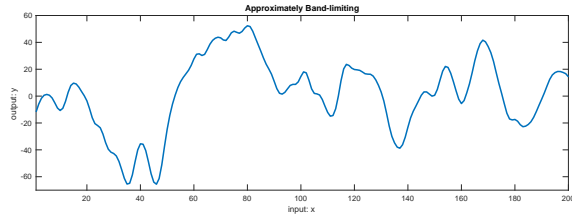


Figure 4. An approximately band-limited function



training set of N samples of input and output pairs: $\mathcal{D}_N = \{(\mathbf{x}_1, y_1), (\mathbf{x}_2, y_2), \dots, (\mathbf{x}_N, y_N)\}$, where each pair (\mathbf{x}_i, y_i) ($1 \leq i \leq N$) is an i.i.d. sample and \mathbf{x}_i is randomly drawn from an unknown p.d.f $p(\mathbf{x})$, i.e. $\mathbf{x}_i \sim p(\mathbf{x})$ and $y_i = f(\mathbf{x}_i)$. The central issue in supervised learning is how to learn a model from the given training set \mathcal{D}_N , denoted as $\hat{f}(\mathbf{x}|\mathcal{D}_N)$, in order to minimize the so-called *expected risk*, $R(\hat{f})$, defined over the entire feature space

in the sense of mean squared error (MSE):

$$\begin{aligned} R(\hat{f} | \mathcal{D}_N) &= \mathbf{E}_{p(\mathbf{x})} [\|\hat{f}(\mathbf{x}|\mathcal{D}_N) - f(\mathbf{x})\|^2] \\ &= \int \dots \int_{-\infty}^{+\infty} \|f(\mathbf{x}) - \hat{f}(\mathbf{x}|\mathcal{D}_N)\|^2 p(\mathbf{x}) d\mathbf{x}. \end{aligned} \quad (4)$$

Usually the above expected risk is not practically achievable since it requires two unknown functions, $f(\mathbf{x})$ and $p(\mathbf{x})$. Supervised learning methods instead focus on learning a model \hat{f} to optimize the so-called *empirical risk*, computed solely on the given training samples as follows:

$$R_{emp}(\hat{f} | \mathcal{D}_N) = \frac{1}{N} \sum_{i=1}^N \|y_i - \hat{f}(\mathbf{x}_i|\mathcal{D}_N)\|^2 \quad (5)$$

Here we use MSE for mathematic simplicity but our analysis is equally applicable to both regression and classification problems. We know that the unknown expected risk is linked to the above empirical risk by uniform bounds in the VC theory (Vapnik, 2000) for classification. In machine learning, it is common practice to apply some sort of regularization to ensure these two quantities will not diverge in the learning process to avoid the so-called overfitting.

3.1. Existence of Perfect Learning

In this work, we define *perfect supervised learning* as an ideal scenario where we can always learn a model from a finite set of training samples as above to achieve not only zero empirical risk but also zero expected risk. Here, we will theoretically prove that perfect supervised learning is actually achievable if the underlying target function is bandlimited and the training set is sufficiently large.

Theorem 1 (existence) *In the above supervised learning setting, if the target function $f(\mathbf{x})$ is strictly or approximately bandlimited, given a sufficiently large training set \mathcal{D}_N as above, then there exists a method to learn a model (or construct a function) $\hat{f}(\mathbf{x}|\mathcal{D}_N)$ solely from \mathcal{D}_N , not only leading to zero empirical risk*

$$R_{emp}(\hat{f} | \mathcal{D}_N) = 0$$

but also yielding zero expected risk in probability

$$R(\hat{f} | \mathcal{D}_N) \xrightarrow{P} 0$$

as $N \rightarrow \infty$.

Proof sketch: The idea is similar to the multidimensional sampling theorem (Petersen & Middleton, 1962), stating that a bandlimited signal may be fully represented by infinite uniform or non-uniform samples as long as these samples are dense enough (Marvasti & et.al., 2001). In our

case, we attempt to recover the function $f(\mathbf{x})$ from the samples randomly drawn according to a probability distribution. Obviously, as $N \rightarrow \infty$, they will surely satisfy any density requirement determined by the band of $f(\mathbf{x})$. Moreover, we will show that the truncation error from infinite samples to N finite samples is negligible and will vanish when $N \rightarrow \infty$. See the full proof in Appendix A. ■

This result may theoretically explain many recent successful stories in machine learning. As long as a learning task arises from any real-world application, no matter whether it is related to speech, vision, language or others, it is surely bounded by the bandlimiting property in the physical world. As long as we are able to collect enough samples, these problems will be solved almost perfectly by simply fitting a complex model to these samples in a good way. The primary reason for these successes may be attributed to the fact that these real-world learning problems are not as hard as they were initially thought to be. At a glance, these problems are regarded to be extremely challenging due to the involved dimensionality and complexity. However, the underlying processes may in fact be heavily bandlimited by some incredibly small values.

On the other hand, it is impossible to achieve perfect learning if the target function $f(\mathbf{x})$ is not bandlimited.

Corollary 1 *If $f(\mathbf{x}) \cdot p(\mathbf{x})$ is not strictly nor approximately bandlimited, no matter how many training samples to use, $R(\hat{f} | \mathcal{D}_N)$ of all realizable learning algorithms have a nonzero lower-bound:*

$$\lim_{N \rightarrow \infty} R(\hat{f} | \mathcal{D}_N) \geq \varepsilon > 0.$$

3.2. Equivalence of Perfect Learning

Theorem 2 (equivalence) *If the function $f(\mathbf{x})$ is strictly bandlimited by B , given a sufficiently large training set \mathcal{D}_N , assume any two models, $\hat{f}_1(\mathbf{x})$ and $\hat{f}_2(\mathbf{x})$, are learned from \mathcal{D}_N . If both models yield zero empirical risk on \mathcal{D}_N :*

$$R_{emp}(\hat{f}_1 | \mathcal{D}_N) = R_{emp}(\hat{f}_2 | \mathcal{D}_N) = 0$$

and both $\hat{f}_1(\mathbf{x})$ and $\hat{f}_2(\mathbf{x})$ are also bandlimited by B' ($B' \leq B$), then they are guaranteed to give zero expected risk in probability:

$$\lim_{N \rightarrow \infty} R(\hat{f}_1 | \mathcal{D}_N) \xrightarrow{P} 0$$

$$\lim_{N \rightarrow \infty} R(\hat{f}_2 | \mathcal{D}_N) \xrightarrow{P} 0.$$

Furthermore, $\hat{f}_1(\mathbf{x})$ and $\hat{f}_2(\mathbf{x})$ are asymptotically identical under $p(\mathbf{x})$ in probability as $N \rightarrow \infty$:

$$\lim_{N \rightarrow \infty} \int \cdots \int_{-\infty}^{+\infty} \|\hat{f}_1(\mathbf{x}) - \hat{f}_2(\mathbf{x})\|^2 p(\mathbf{x}) d\mathbf{x} \xrightarrow{P} 0.$$

Proof sketch: According to the uniqueness theorem in mathematical analysis (Levin, 1964), as long as the sampled points are dense enough in the space, there exists a unique bandlimited function that may exactly pass through all of these samples. See the full proof in Appendix B. ■

This result suggests that we may use many different models to solve a real-world machine learning problem. As long as these models are powerful enough to act as a universal approximator to fit well to any given large training set, they are essentially equivalent as long as they reveal the same bandlimiting behaviour, no matter whether you use a recurrent or nonrecurrent structure, use 50 layers or 100 layers in the model, etc. The key is how to apply the heavy engineering tricks to fine-tune the learning process to ensure that the complicated learned models not only fit well into the large training set but also their underlying spatial frequency band is properly limited. Bandlimiting is a model characteristic orthogonal to model complexity (which is reflected by the number of free parameters). We may have a simple model that has an unlimited spatial frequency band. On the other hand, it is possible to have a very complex model which is strongly bandlimited by a small value².

Furthermore, this theorem implies a new method to do regularization in machine learning, namely limiting the frequency band of the learned models. It is still an open problem how to effectively compute the band limit for popular machine learning models, such as neural networks. We believe that the traditional L_p norm regularization and model structure constraints are some heuristic ways to conduct bandlimiting for learned models.

The traditional statistical learning theory leads to fairly loose bounds for simple models and completely fails to explain complex models due to the huge or even infinite VC dimensions. In our analysis, model complexity is viewed as an essence towards the success of learning because complex models are usually needed to fit to a large training set. Our theorems show that model complexity does not impair the capability to learn as long as the complex models satisfy the bandlimiting requirement.

4. Non-asymptotic Analysis

The previous section gave some elegant results on the asymptotic behaviours of perfect supervised learning. In this section, let us consider some non-asymptotic analyses to indicate how hard a learning problem may be when N is finite. Given any one training set of N i.i.d. samples, i.e., $\mathcal{D}_N = \{(\mathbf{x}_1, y_1), (\mathbf{x}_2, y_2), \dots, (\mathbf{x}_N, y_N)\}$, with $\mathbf{x}_i \sim p(\mathbf{x})$ and $y_i = f(\mathbf{x}_i)$ for $1 \leq i \leq N$, we may learn a model, denoted as $\hat{f}(\mathbf{x} | \mathcal{D}_N)$ from \mathcal{D}_N . If N is finite, when

²See more explanation in paragraph 4 of Appendix C

we select different training sets of N samples, the same learning algorithm may end up with a different result each time. In this case, the learning performance is measured by the *mean expected risk* averaged with respect to \mathcal{D}_N :

$$\mathcal{R}_N = \mathbf{E}_{\mathcal{D}_N} \left[\mathbf{E}_{p(\mathbf{x})} \left[\|\hat{f}(\mathbf{x}|\mathcal{D}_N) - f(\mathbf{x})\|^2 \right] \right] \quad (6)$$

4.1. Strictly Bandlimited Target Functions

For any finite N , it may be too hard to derive any interesting results for a general p.d.f $p(\mathbf{x})$. In this work, we first consider a simple case, where \mathbf{x} follows an isotropic covariance Gaussian distribution. We have the following result to upper-bound the above mean expected risk in eq. (6) for the perfect learning algorithm:

Theorem 3 *If we have $\mathbf{x} \sim p(\mathbf{x}) = \mathcal{N}(\mathbf{0}, \sigma^2 \mathbf{I})$, the target function $f(\mathbf{x})$ is strictly bandlimited by B , the mean expected risk in eq.(6) of the perfect learner is upper bounded as follows:*

$$\mathcal{R}_N^* < \left[\frac{(\sqrt{2}KB\sigma)^{n+1} \cdot H}{\sqrt{(n+1)!}} \right]^2 \quad (7)$$

where K is the dimension of \mathbf{x} , $n \simeq O(N^{1/K})$ and $H = \sup_{\mathbf{x}} |f(\mathbf{x})|$ is the maximum value of $f(\mathbf{x})$.

Proof sketch: Based on the given N samples, assume a model is learned as multivariate Taylor polynomials of $f(\mathbf{x})$ up to certain order n , which exactly has N free coefficients. This error bound may be derived based on the remainder error in the multivariate Taylor's theorem. See the full proof in Appendix C. ■

This bound in Theorem 3 serves as a general indicator for how hard a learning problem is. It also suggests that learning is fairly easy when the target function is bandlimited by a finite range B , where the mean expected risk of a good learning algorithm may converge *exponentially* to 0 as $n \rightarrow \infty$ (when $N \rightarrow \infty$). When N is relatively small, the difficulty of the learning problem is well-reflected by the quantity of $KB\sigma$. K is the dimensionality of the underlying problems: it is not necessarily equal to the dimensionality of the raw data since those dimensions are highly correlated, and it may represent the dimensionality of the independent features in a much lower de-correlated space. Note that K also affects the convergence rate of learning since $n \simeq O(N^{1/K})$. Generally speaking, the larger the value $KB\sigma$ is, the more difficult the learning task will be and the more training samples are needed to achieve good performance. For the same number of samples from the same data distribution $p(\mathbf{x})$, it is easier to learn a narrowly-banded function than a widely-banded one. On the other hand, in order to learn the same target function $f(\mathbf{x})$ using the same number of samples, it is much easier to learn in

the cases where the data distribution is heavily concentrated in the space than those where the data is wildly scattered.

Moreover, we can easily extend Theorem 3 to diagonal covariance matrices.

Corollary 2 *If \mathbf{x} follows a multivariate Gaussian distribution with zero mean and diagonal covariance matrix, $\mathcal{N}(\mathbf{0}, \Sigma)$, with $\Sigma = \text{diag}[\sigma_1^2, \sigma_2^2, \dots, \sigma_K^2]$, and the target function $f(\mathbf{x})$ is bandlimited by different values B_k ($k = 1, 2, \dots, K$) for various dimensions of \mathbf{x} , we have*

$$\mathcal{R}_N^* < \frac{1}{K} \sum_{k=1}^K \left[\frac{(\sqrt{2}KB_k\sigma_k)^{n+1} \cdot H}{\sqrt{(n+1)!}} \right]^2 \quad (8)$$

In this case, different dimensions may contribute to the difficulty of learning in a different way. In some high dimensional problems, many dimensions may not affect the learning too much if the values of $B_k\sigma_k$ are negligible in these dimensions.

At last, if $\mathbf{x} \sim p(\mathbf{x})$ is constrained in a bounded region in \mathbb{R}^K , we may normalize all \mathbf{x} within a hypercube.

Corollary 3 *If \mathbf{x} follows any distribution $p(\mathbf{x})$ within a hypercube $[-U, U]^K \subset \mathbb{R}^K$, and the target function $f(\mathbf{x})$ is bandlimited by B , the perfect learner is upper-bounded as:*

$$\mathcal{R}_N^* < \left[\frac{(KB U)^{n+1} \cdot H}{(n+1)!} \right]^2 \quad (9)$$

4.2. Approximately Bandlimited Target Functions

Assume the target function $y = f(\mathbf{x})$ is not strictly bandlimited by any fixed value B , but approximately bandlimited as in eq.(2). Here, we consider how to compute the expected error for a given training set of N samples, i.e., \mathcal{D}_N . In this case, for any arbitrarily small $\epsilon > 0$, we may have an approximate band B_ϵ to decompose the original function $y = f(\mathbf{x})$ into two parts: $f(\mathbf{x}) = f_B(\mathbf{x}) + f_e(\mathbf{x})$, where $f_B(\mathbf{x})$ is strictly bandlimited by B_ϵ and $f_e(\mathbf{x})$ contains the residual out of the band. As shown in eq.(3), we have $\int \dots \int_{-\infty}^{\infty} \|F_e(\boldsymbol{\omega})\| d\boldsymbol{\omega} < \epsilon$, where $F_e(\boldsymbol{\omega})$ is the Fourier transform of the residual function $f_e(\mathbf{x})$.

If $\mathbf{x} \sim \mathcal{N}(\mathbf{0}, \sigma^2 \mathbf{I})$, following Theorem 3 and Parseval's identity, we have

$$\mathcal{R}_N^* < \left[\frac{(\sqrt{2}KB_\epsilon\sigma)^{n+1} \cdot H}{\sqrt{(n+1)!}} \right]^2 + \epsilon^2$$

where the second term is the so-called aliasing error. For any given problem setting, if we decrease ϵ , the first term becomes larger since B_ϵ is larger. Therefore, we can always vary ϵ to look for the optimal ϵ_* to further tighten the bound on the right hand side of the above equation as:

$$\mathcal{R}_N^* \leq \left[\frac{(\sqrt{2}KB_{\epsilon_*}\sigma)^{n+1} \cdot H}{\sqrt{(n+1)!}} \right]^2 + \epsilon_*^2.$$

5. Non-ideal Cases with Noises

In this work, we mainly focus on the ideal learning scenarios where no noise is involved in the learning process. In practice, the collected training samples are inevitably corrupted by all sorts of noises. For example, both inputs, \mathbf{x} , and outputs, y , of the target function $y = f(\mathbf{x})$ may be corrupted by some independent noise sources. These noise sources may have wider or even unlimited band. Obviously, these independent noises will impair the learning process. However, the above perfect learning theory can be extended to deal with noises. These cases will be further explored as our future work.

6. Final Remarks

In this paper, we have presented some theoretical results to explain the success of large-scale supervised learning. This success is largely attributed to the fact that these real-world tasks are not as hard as we originally thought because they all arise from real physical processes that are bounded by the bandlimiting property. Even though all bandlimited supervised learning problems in the real world are asymptotically solvable in theory, we may not afford to collect sufficient training data to solve some of them in near future if they have a very high level of difficulty as determined by the band limit and the data distribution. It is an interesting question on how to predict such difficulty measures for real-world tasks. Another interesting problem is how to explicitly bandlimit the models during the learning process. We conjecture that all regularization tricks widely used in machine learning may be unified under the idea of bandlimiting models.

Appendix

A. Proof of Theorem 1 (existence)

Here we give the full proof of **Theorem 1** regarding the existence of perfect supervised learning.

Proof: First of all, since $p(\mathbf{x})$ is a p.d.f. in \mathbb{R}^K , for any arbitrarily small number $\varepsilon > 0$, it is always possible to find a *bounded* region in \mathbb{R}^K , denoted as $\Omega (\subset \mathbb{R}^K)$, to ensure that the total probability mass outside Ω is smaller than ε : $\int \cdots \int_{\mathbf{x} \notin \Omega} p(\mathbf{x}) d\mathbf{x} < \varepsilon$.

Secondly, since $f(\mathbf{x})$ is bandlimited by a finite B , we may partition the entire space \mathbb{R}^K into a equally-spaced criss-cross grid formed from all dimensions of \mathbf{x} . The grid is evenly separated by π/B in each dimension. This uniform grid partitions the whole space, \mathbb{R}^K . According to high-dimensional sampling theorem (Petersen & Middleton, 1962), if we sample the function $f(\mathbf{x})$ at all mesh points in the grid, the entire function can

be fully restored. Moreover, the non-uniform sampling results in (Yen, 1956; Marvasti & et.al., 2001) allows us to fully restore the function not just from the exact samples at the mesh points but from any one point in a near neighbourhood around each mesh point. Each neighbourhood of a mesh point is named as a cell. These cells belong to two categories: i) Θ_0 includes all cells intersecting with Ω ; ii) Θ_1 includes the other cells not intersecting with Ω . Based on (Yen, 1956; Marvasti & et.al., 2001), assume we can pick up at least one data point, \mathbf{x}_i , from each cell \mathbf{c}_i , and use them as nodes to form the multivariate interpolation series as follows:

$$\begin{aligned} \tilde{f}(\mathbf{x}) &= \sum_{i=1}^{\infty} f(\mathbf{x}_i) \Phi_i(\mathbf{x}) \\ &= \underbrace{\sum_{\mathbf{c}_i \in \Theta_0} f(\mathbf{x}_i) \Phi_i(\mathbf{x})}_{\hat{f}(\mathbf{x})} + \underbrace{\sum_{\mathbf{c}_i \in \Theta_1} f(\mathbf{x}_i) \Phi_i(\mathbf{x})}_{\hat{g}(\mathbf{x})} \end{aligned} \quad (10)$$

where $\Phi_i(\mathbf{x})$ is the basic interpolation functions, such as the cardinal interpolation functions in (Petersen & Middleton, 1962), or the fundamental Lagrange polynomials (Sauer & Xu, 1995; Gasca & Sauer, 2000). The choice of the interpolation function $\Phi_i(\mathbf{x})$ ensures that they satisfy the so-called Cauchy condition:

$$\Phi_i(\mathbf{x}_k) = \begin{cases} 1 & i = k \\ 0 & i \neq k \end{cases} \quad (11)$$

Since $f(\mathbf{x})$ is bandlimited by B , namely an entire function with finite exponent type B , and each node \mathbf{x}_i is chosen from one distinct cell, namely the set of all nodes is an R-set (Levin, 1964) (Chapter II, §1), according to (Petersen & Middleton, 1962) and (Levin, 1964) (Chapter IV, §4), the interpolation series in eq.(10) converges uniformly into $f(\mathbf{x})$: $f(\mathbf{x}) = \tilde{f}(\mathbf{x}) = \hat{f}(\mathbf{x}) + \hat{g}(\mathbf{x})$

Next, instead of deterministically choosing one node per cell, let's consider the case where all the nodes \mathbf{x}_i are randomly chosen from the given p.d.f. $p(\mathbf{x})$. Since the bounded region Ω is partitioned into many non-empty cells, the total number of cells in Θ_0 must be finite. Assume there are M cells within Θ_0 in total, let's denote them as $\{\mathbf{c}_1, \mathbf{c}_2, \dots, \mathbf{c}_M\}$. If we randomly draw one sample, the probability of having it from cell \mathbf{c}_m ($1 \leq m \leq M$) is computed as $\epsilon_m = \int_{\mathbf{x} \in \mathbf{c}_m} p(\mathbf{x}) d\mathbf{x} \neq 0$. If we draw N ($N > M$) independent samples, the probability of k ($1 \leq k \leq M$) cells remaining empty is computed as: $L_k = \frac{1}{k!} \sum_{j_1=1, \dots, j_k=M}^{j_1 \neq j_2 \neq \dots \neq j_k} (1 - \epsilon_{j_1} - \epsilon_{j_2} - \dots - \epsilon_{j_k})^N$. Thus, based on the inclusion-exclusion principle, after N samples, the probability of no cell being left empty may be computed as: $\Pr(\text{no empty in } \Theta_0) = 1 - \sum_{k=1}^{M-1} (-1)^{k+1} L_k$. Because M is finite and fixed, it is easy to show as $N \rightarrow \infty$, we have

$\Pr(\text{no empty in } \Theta_0) \rightarrow 1$. In other words, as $N \rightarrow \infty$, we will surely have at least one sample from each cell in Θ_0 to precisely construct $\hat{f}(\mathbf{x})$ in eq.(10), which is guaranteed to occur in probability as $N \rightarrow \infty$. Now, let's construct the interpolation function only using N points in Θ_0 :

$$\hat{f}(\mathbf{x}) = \sum_{\mathbf{c}_i \in \Theta_0} f(\mathbf{x}_i) \cdot \Phi_i(\mathbf{x}). \quad (12)$$

In the following, we will prove that $\hat{f}(\mathbf{x})$ constructed as such satisfy all requirements in **Theorem 1**.

Firstly, since the interpolation functions $\Phi_i(\mathbf{x})$ satisfy the Cauchy condition in eq.(11), thus, it is straightforward to verify $R_{emp}(\hat{f} | \mathcal{D}_N) = 0$.

Secondly, assume we have drawn N samples from Θ_0 , we will show the contribution of $\hat{g}(\mathbf{x})$ in eq.(10) tends to be negligible as $N \rightarrow \infty$. Based on the estimates of truncation errors in sampling in (Long & Fang, 2004; Brown, 1969), we have

$$\|f(\mathbf{x}) - \hat{f}(\mathbf{x})\| \leq O(N_0^{-\delta})$$

where $\delta > 0$ and N_0 denotes the minimum number of different projections of N samples across any K orthogonal axes in \mathbb{R}^K . Since all N data samples are randomly selected, as $N \rightarrow \infty$, we are sure $N_0 \xrightarrow{P} \infty$. Putting all of these together, $\forall \mathbf{x} \in \Theta_0$, we have

$$\|\hat{f}(\mathbf{x}) - f(\mathbf{x})\| \leq O(N_0^{-\delta}) \xrightarrow{P} 0$$

as $N \rightarrow \infty$.

Finally, the expected risk of $\hat{f}(\mathbf{x})$ is calculated as:

$$\begin{aligned} R(\hat{f}) &= \int \cdots \int_{\mathbf{x} \in \Theta_0} \|f(\mathbf{x}) - \hat{f}(\mathbf{x})\|^2 p(\mathbf{x}) d\mathbf{x} \\ &+ \int \cdots \int_{\mathbf{x} \in \Theta_1} \|f(\mathbf{x}) - \hat{f}(\mathbf{x})\|^2 p(\mathbf{x}) d\mathbf{x} \\ &\leq O(N_0^{-\delta}) + 4H^2 \cdot \epsilon \end{aligned} \quad (13)$$

where H denotes the maximum value of the target function, i.e., $H = \sup_{\mathbf{x}} |f(\mathbf{x})|$.

Because ϵ in the second term may be made to be arbitrarily small in the first step when we choose Ω , we have

$$\lim_{N \rightarrow \infty} R(\hat{f}) \xrightarrow{P} 0.$$

Therefore, we have proved the Lagrange interpolation $\hat{f}(\mathbf{x})$ in eq.(12) using the randomly sampled N points, \mathcal{D}_N , satisfy all requirements in **Theorem 1**.

If $f(\mathbf{x})$ is approximately bandlimited, the above proof also holds. The only change is to choose an approximate band limit B_ϵ to ensure the out-of-band probability mass ϵ is arbitrarily small. Then we just use B_ϵ to partition Ω in place of B . Everything else in the proof remains valid. ■

B. Proof of Theorem 2 (equivalence)

Here we give the full proof of **Theorem 2** regarding the equivalence of perfect supervised learning.

Proof: Since the target function $f(\mathbf{x})$ is bandlimited by B , we may partition \mathbb{R}^K into Θ_0 and Θ_1 in the same way as the proof of **Theorem 1**. If we choose one point from each cell in Θ_0 and Θ_1 , we may form the Lagrange series using the function values at these points from all cells, $f(\mathbf{x}_i)$, as in eq.(10). According to (Levin, 1964) (Chapter IV, §4), this infinite series converges uniformly to $f(\mathbf{x})$ over the entire space \mathbb{R}^K .

If we have another unknown function, $\hat{f}_1(\mathbf{x})$, also bandlimited by B , which yields the same function values at all of these points, according to the fundamental Isometry on pages 384-389 of (Marvasti & et.al., 2001), then we must have $\hat{f}_1(\mathbf{x}) = f(\mathbf{x})$ due to the uniqueness of the bandlimited functions satisfying any R-set condition.

However, if we randomly sample N points from every cell in Θ_0 , $\hat{f}_1(\mathbf{x})$ yields the same function values at all of these N points. As we have discussed in the proof of Theorem 1, similar to the arrangement in eq.(10), the difference between $\hat{f}_1(\mathbf{x})$ and $f(\mathbf{x})$ is denoted as $\hat{g}_1(\mathbf{x})$: $\hat{g}_1(\mathbf{x}) = f(\mathbf{x}) - \hat{f}_1(\mathbf{x})$.

Since the contribution of $\hat{g}_1(\mathbf{x})$ vanishes as $N \rightarrow \infty$, we may compute the expected risk of $\hat{f}_1(\mathbf{x})$ in the same way as eq.(13):

$$\begin{aligned} R(\hat{f}_1) &= \int \cdots \int_{\mathbf{x} \in \Theta_0} \|f(\mathbf{x}) - \hat{f}_1(\mathbf{x})\|^2 p(\mathbf{x}) d\mathbf{x} \\ &+ \int \cdots \int_{\mathbf{x} \in \Theta_1} \|f(\mathbf{x}) - \hat{f}_1(\mathbf{x})\|^2 p(\mathbf{x}) d\mathbf{x} \\ &\leq O(N_0^{-\delta}) + 4H^2 \cdot \epsilon \xrightarrow{P} 0 \end{aligned} \quad (14)$$

as $N \rightarrow \infty$. Therefore, we have

$$\lim_{N \rightarrow \infty} R(\hat{f}_1) \xrightarrow{P} 0.$$

If we have one more bandlimited function $\hat{f}_2(\mathbf{x})$, satisfying these points, we have

$$\begin{aligned} &\lim_{N \rightarrow \infty} \int \cdots \int_{-\infty}^{+\infty} \|\hat{f}_1(\mathbf{x}) - \hat{f}_2(\mathbf{x})\|^2 p(\mathbf{x}) d\mathbf{x} \\ &\leq \lim_{N \rightarrow \infty} \int \cdots \int_{-\infty}^{+\infty} \|\hat{f}_1(\mathbf{x}) - f(\mathbf{x})\|^2 p(\mathbf{x}) d\mathbf{x} \\ &+ \lim_{N \rightarrow \infty} \int \cdots \int_{-\infty}^{+\infty} \|\hat{f}_2(\mathbf{x}) - f(\mathbf{x})\|^2 p(\mathbf{x}) d\mathbf{x} \\ &= \lim_{N \rightarrow \infty} R(\hat{f}_1) + \lim_{N \rightarrow \infty} R(\hat{f}_2) \xrightarrow{P} 0. \end{aligned} \quad (15)$$

■

C. Proof of Theorem 3

Proof: If the target function $y = f(\mathbf{x})$ is strictly bandlimited, it must be an analytic function in \mathbb{R}^K . We may expand $y = f(\mathbf{x})$ as the Taylor series according to Taylor's Theorem in several variables. For notation simplicity, we adopt the well-known multi-index notation (Sauer & Xu, 1995) to represent the exponents of several variables. A multi-index notation is a K -tuple of nonnegative integers, denoted by a Greek letter such as α : $\alpha = (\alpha_1, \alpha_2, \dots, \alpha_K)$ with $\alpha_k \in \{0, 1, 2, \dots\}$. If α is a multi-index, we define $|\alpha| = \alpha_1 + \alpha_2 + \dots + \alpha_K$, $\alpha! = \alpha_1! \alpha_2! \dots \alpha_K!$, $\mathbf{x}^\alpha = x_1^{\alpha_1} x_2^{\alpha_2} \dots x_K^{\alpha_K}$ (where $\mathbf{x} = (x_1 x_2 \dots x_K) \in \mathbb{R}^K$), and $\partial^\alpha f(\mathbf{x}) = \partial_1^{\alpha_1} \partial_2^{\alpha_2} \dots \partial_K^{\alpha_K} f(\mathbf{x}) = \frac{\partial^{|\alpha|} f(\mathbf{x})}{\partial x_1^{\alpha_1} \partial x_2^{\alpha_2} \dots \partial x_K^{\alpha_K}}$. The number $|\alpha|$ is called the order of α .

According to Taylor's Theorem in several variables, $y = f(\mathbf{x})$ may be expanded around any point $\mathbf{x}_0 \in \mathbb{R}^K$ as follows:

$$f(\mathbf{x}) = \sum_{|\alpha|=0}^{\infty} \frac{\partial^\alpha f(\mathbf{x}_0)}{\alpha!} (\mathbf{x} - \mathbf{x}_0)^\alpha. \quad (16)$$

Because the function $y = f(\mathbf{x})$ is bandlimited by B , according to the Bernstein's inequality on Page 138 of (Achiester, 1956), we know the coefficients in the above Taylor series satisfy:

$$\|\partial^\alpha f(\mathbf{x}_0)\| \leq B^{|\alpha|} \cdot H \quad (17)$$

for all α from $|\alpha| = 0, 1, 2, \dots$, and $H = \sup_{\mathbf{x}} |f(\mathbf{x})|$.

Given the N samples, $\mathcal{D}_N = \{\mathbf{x}_1, \mathbf{x}_2, \dots, \mathbf{x}_N\}$, ($\mathbf{x}_i \in \mathbb{R}^K$), assume we may have an ideal learning algorithm to construct a new model $\hat{f}(\mathbf{x}|\mathcal{D}_N)$. The optimal function $\hat{f}_n^*(\mathbf{x}|\mathcal{D}_N)$ should be the Taylor polynomial of $f(\mathbf{x})$ with the order of n . We assume the problem is poised with respect to the given \mathcal{D}_N (Sauer & Xu, 1995; Gasca & Sauer, 2000)³, we need to have the same number of (or slightly more) free coefficients in polynomials as the total number of data points in \mathcal{D}_N , namely $\binom{n+K}{K} = N$, we may compute n roughly as $n \simeq O(N^{\frac{1}{K}})$. In other words, the optimal model may be represented as a multivariate polynomial:

$$\hat{f}_n^*(\mathbf{x}|\mathcal{D}_N) = \sum_{|\alpha|=0}^n \frac{c_\alpha}{\alpha!} (\mathbf{x} - \mathbf{x}_0)^\alpha \quad (18)$$

where each coefficient $c_\alpha = \partial^\alpha f(\mathbf{x}_0)$ for all α up to the order of n . As in (Sauer & Xu, 1995), if the problem is poised with respect to \mathcal{D}_N , these Taylor polynomial coefficients may be uniquely determined by the N training samples in \mathcal{D}_N .

As a side note, we may see why bandlimiting and model complexity are two different concepts. The model com-

plexity is determined by the number of free model parameters. When representing a model as a multivariate Taylor polynomial in eq.(18), the model complexity is determined by the total number of free coefficients, c_α , in the expansion. The higher order n we use, the more complex model we may end up with. However, no matter what order n is used, as long as all coefficients satisfy the constraints in eq.(17) and other constraints in (Veron, 1994), the resultant model is bandlimited by B .

Based on the remainder error in the multivariate Taylor's theorem, we have

$$f(\mathbf{x}) - \hat{f}_n^*(\mathbf{x}) = \sum_{|\alpha|=n+1} \frac{\partial^\alpha f(\mathbf{x}_0 + \xi \cdot \mathbf{x})}{\alpha!} (\mathbf{x} - \mathbf{x}_0)^\alpha \quad (19)$$

for some $\xi \in (0, 1)$. Since $f(\mathbf{x})$ is bandlimited by B and $|\alpha| = n + 1$, we have $\|\partial^\alpha f(\mathbf{x}_0 + \xi \cdot \mathbf{x})\| \leq B^{n+1} \cdot H$. Furthermore, since $\mathbf{x} \sim \mathcal{N}(0, \sigma^2 \mathbf{I})$, we choose $\mathbf{x}_0 = 0$, and after applying the multinomial theorem, we have

$$\|f(\mathbf{x}) - \hat{f}_n^*(\mathbf{x})\| = \frac{B^{n+1} \cdot H}{(n+1)!} \|\mathbf{x}\|^{n+1}.$$

where $\|\mathbf{x}\| = |x_1| + |x_2| + \dots + |x_K|$.

Then the perfect learning algorithm yields:

$$\begin{aligned} \mathcal{R}_N^* &\leq \mathbf{E}_{\mathcal{D}_N} \left[\mathbf{E}_{\mathbf{x}} \left[\|\hat{f}(\mathbf{x}|\mathcal{D}_N) - f_n^*(\mathbf{x})\|^2 \right] \right] \\ &= \mathbf{E}_{\mathbf{x}} \left[\left(\frac{B^{n+1} \cdot H}{(n+1)!} \right)^2 \|\mathbf{x}\|^{2n+2} \right] \\ &\leq \left(\frac{B^{n+1} \cdot H}{(n+1)!} \right)^2 K^{2n+2} \mathbf{E}(|x_k|^{2n+2}) \text{ (Radon's ineq)} \\ &= \left(\frac{(KB)^{n+1} \cdot H}{(n+1)!} \right)^2 \cdot \sigma^{2n+2} \cdot 2^{n+1} \frac{\Gamma(n+1+\frac{1}{2})}{\sqrt{\pi}} \\ &= \frac{(2K^2 B^2 \sigma^2)^{n+1} \cdot H^2}{(n+1)!} \binom{n+\frac{1}{2}}{n+1} \\ &< \left[\frac{(\sqrt{2}KB\sigma)^{n+1} \cdot H}{\sqrt{(n+1)!}} \right]^2 \end{aligned} \quad (20)$$

Refer to (Winkelbauer, 2012) for the central absolute moments of normal distributions, $\mathbf{E}(|x_k|^{2n+2})$. ■

References

- Achiester, N. I. *Theory of Approximation*. New York : Frederick Ungner Publishing Co., 1956.
- Brown, J. L. Bounds for truncation error in sampling expansions of band-limited signals. *IEEE Trans. on Information Theory*, IT-15:440–444, 1969.

³If all data points in \mathcal{D}_N are randomly sampled, the problem is poised in probability 1.

- Cybenko, G. Approximation by superpositions of a sigmoidal function. *Mathematics of Control, Signals, and Systems*, 2:303–314, 1989.
- Davis, P. J. *Interpolation and Approximation*. New York : Blaisdell Publishing Company, 1963.
- Gasca, M. and Sauer, T. Polynomial interpolation in several variables. *Adv. Comput. Math.*, 12:377–410, 2000.
- Hornik, K. Approximation capabilities of multilayer feed-forward networks. *Neural Networks*, 4:251–257, 1991.
- Klamer, D. M. Recovery of bandlimited signals using poisson samples. In *Technical Report, Naval Ocean Systems Center*, pp. 1345–1382, 1979.
- Leneman, O. A. Z. and Lewis, J. B. Random sampling of random processes: Mean-square comparison of various interpolators. *IEEE Trans. on Automatic Control*, 11(3): 396–403, 1966.
- Levin, B. J. *Distribution of zeros of entire functions*. Providence, R.I. : American Mathematical Society, 1964.
- Levinson, N. *Gap and density theorems*. New York city : American mathematical society, 1940.
- Long, J. and Fang, G. On truncation error bound for multidimensional sampling expansion laplace transform. *Analysis in Theory and Applications*, 20(1):52–57, 2004.
- Marvasti, F. A. and et.al. *Nonuniform Sampling : Theory and Practice*. Kluwer Academic / Plenum Publishers, 2001.
- Micchelli, C. A. On a numerically efficient method of computing multivariate B-splines. In W. Schempp and K. Zeller, editors, *Multivariate Approximation Theory*, pp. 211–248, 1979.
- Petersen, D. P. and Middleton, D. Sampling and reconstruction of wave-number-limited functions in n-dimensional euclidean spaces. *Information and Control*, 5:279–323, 1962.
- Sauer, T. and Xu, Y. On multivariate langrage interpolation. *Math. Comp.*, 64:1147–1170, 1995.
- Shalev-Shwartz, S. and Ben-David, S. *Understanding machine learning : from theory to algorithms*. New York, NY, USA : Cambridge University Press, 2014.
- Stein, E. M. and Weiss, G. *Introduction to Fourier Analysis on Euclidean Space*. Princeton University Press, New Jersey, 1971.
- Valiant, L. G. A theory of the learnable. *Communications of the ACM*, 27(11):1134–1142, 1984.
- Vapnik, V. N. *The nature of statistical learning theory*. New York : Springer, 2000.
- Veron, M. A. H. The taylor series for bandlimited signals. *J. Austral. Math. Soc. Ser. B*, 36:101–106, 1994.
- Winkelbauer, A. Moments and absolute moments of the normal distribution. In *preprint arXiv:1209.4340*, 2012.
- Wolpert, D. H. *The Mathematics of Generalization*. Addison-Wesley, MA., 1995.
- Yen, J. L. On nonuniform sampling of bandwidth-limited signals. *IRE Trans. Circuit Theory*, CT-3:251–257, 1956.