

Decision-making and Fuzzy Temporal Logic

José Cláudio do Nascimento

Abstract—There are moments where we make decisions involving tradeoffs among costs and benefits occurring in different times. Essentially, in these cases, we are evaluating dynamic processes with outcomes still unknown. So, do we use some intuitive logic to judge changes involving values and time? The fuzzy temporal logic, introduced in this paper, proposes to model the figures of thought necessary to form a rhetoric for decision-making. To exemplify, the intertemporal choices and the lottery choices are analyzed. The first problem is related to the time preference of receiving amounts on different dates. So it is shown that a subadditive hyperbolic discount function is not anomaly, but it consistently describes the goods delay within the fuzzy temporal logic. The second problem is related to values and probabilities of lotteries, where Prospect Theory behaviors and the S-shaped curve can be described using tense operators and fuzzy set operators. In addition, it is shown that some behaviors are amount dependent where the fuzziness can be decisive in the judgment. Thus, time, uncertainty and fuzziness are unified in a single matter which models the rhetoric for decision-making in different contexts of gains and losses.

Index Terms—Fuzzy Logic; Temporal Logic; Time Preference; Prospect Theory; ensemble average; time average

I. INTRODUCTION

THE fuzzy logic approaches reasoning about vague perceptions of true or false [1]–[3]. Moreover, it represents very well our linguistic description about everyday dynamic processes [4]–[10]. Thus, the introduction of tense operators becomes a necessity [11], [12], because they are useful to represent the temporal indeterminism contained in some propositions [13]. For example, the hypothesis “the weather is very hot” has its sense of truth revealed when we say “The weather will always be very hot”. The tense quantifier “always” communicates the belief about hypothesis confirmation in the future.

The task of developing a general theory for decision-making in a fuzzy environment was started in [14], but a temporal approach has not yet been discussed. For example, do you prefer to receive 7 dollars today or 5 years later? If you prefer today, then you made a perfect distinction of the same value at distant points from time, even though you have used vague reasoning about value changes. Although 7 dollars is a value well defined, the change caused by it is inaccurate, because we do not access the our equity value in memory to perform calculations. On the other hand, the change caused by 7 dollars is strongly distinguishable between a short time and a distant future. This suggests the existence of temporal arguments in fuzzy logic, where “little change in wealth today” is different from “little change in wealth 5 years later”. The linguistic

value “little” is irrelevant in this problem, but the arguments “today” and “5 years later” are decisive in the judgment.

The proposal here is to connect different fuzzy sets through time attenuators and intensifiers. Thus, it is possible to simulate two figures of thought in dynamic systems hypotheses: meiosis to argue underestimated changes and hyperbole to argue overestimated changes.

Through meiosis it is possible to formulate a concave expected change curve because it argues minor changes for maximizing the sense of truth. By this figure of thought within the fuzzy temporal logic, it is noted that the hyperbolic discounting [15]–[20] and its subadditivity [21], [22] are not irrational anomalies [23]. Similarly, expected concave change in lotteries [24] make certain outcomes more attractive than lotteries with uncertain outcomes.

On the other hand, hyperbole has an inverse reasoning to meiosis and it produces a convex expected change curve. Similarly, loss lotteries in the Prospect Theory have the same characteristic in its subjective value function [25]–[27]. Then, the risk seeking, preference for risky losses rather than certain losses [28], can be described in fuzzy environment by an imprecise perception for small losses. Thus, the indistinguishability between small negative changes leads to preference for hopes when only these are perfectly distinguishable. Still, when the losses are high, the risk seeking disappears and a kind of ruin aversion prevails [29], where it is better to lose a lot and stay with little than risk losing all means of survival after the lottery. In addition, the loss aversion behavior, where people prefer not to lose a given amount than to win the same amount [27], is interpreted by a disjunction between gains and losses hypotheses leading to the conclusion that such behavior is also amount dependent [30].

In essence all the behaviors analyzed here are speculation examples in dynamic systems, where we evaluate hypotheses and commit to outcomes before they emerge. This paper shows that the fuzzy temporal logic allows to construct a rhetoric for intertemporal and probabilistic choices. The Time Preference problem and the Prospect Theory are famous examples. The first takes us to focus on values and time and the second focuses on values and probabilities. If the future is uncertain, there is no reason for these two problems are treated in different matters. Therefore, the fuzzy temporal logic can be used to investigate the intuitive temporal indeterminism in some propositions. In addition, the feelings about judgments are amount dependents where the fuzziness can be decisive in some situations. All these aspects are evidences that the rhetoric for decision-making can be investigated in the fuzzy environment.

J. C. Nascimento is in Department of Electrical Engineering, Universidade Federal do Ceará, Sobral, Brazil. e-mail:claudio@sobral.ufc.br

This study was financed in part by the Coordenação de Aperfeiçoamento de Pessoal de Nível Superior - Brasil (CAPES) - Finance Code 001

This first version was generated on September 7, 2022

II. TEMPORAL AND MANY-VALUED LOGIC

Usually we make decisions about dynamic processes whose states are unknown in the future. An amusing example can be found in an Aesop's fable, where the Grasshopper and the Ant have different outlooks for an intertemporal decision dilemma [31]. In short, while the Ant is helping to lay up food for the winter, the Grasshopper is enjoying the summer without worrying about the food stock.

The narrative teaches about hard work, collaboration, and planning by presenting temporal propositions. These propositions have invariant meaning in time, but sometimes they are true and sometimes false, yet never simultaneously true and false [32]. This property can be noted in the statement:

$$D_1 = \text{"We have got plenty of food at present"} [31].$$

Although D_1 is constant meaning over time, its logical value is not. According to the fable, this statement is true in the summer, but it is false in the winter, hence the need to stockpile food.

If the logical value varies in time according to random circumstances, such as the weather of the seasons, how can we make inferences about the future? There seems to be a natural uncertainty that sets a haze over the vision of what will happen. For instance, consider the following statements about the Grasshopper:

$$D_2 = \text{"The Grasshopper stored a lot of food during the summer"};$$

$$D_3 = \text{"The Grasshopper stores food for winter"}.$$

According to the fable, we know that the statement D_2 is false, but at the fable end, when the winter came, the Grasshopper says "It is best to prepare for days of need" [31]. In this way, the truth value in D_3 is ambiguous. We can not say with certainty that it is false, but we do not know how true it can be. Thus, we can only propose hypotheses to speculate the Grasshopper's behavior.

A hypothesis is a proposition (or a propositions group) provisionally anticipated as an explanation of facts, behaviors, or natural phenomena, and which must be later verified by deduction or experience. They should always be spoken or written in the present tense, because they are referring to the research being conducted. In the scientific method, this is done independently whether they are true or false and, depending on rigor, no truth value is attributed to them. However, in everyday language this rigor does not exist. Hypotheses are guesses to argue a decision-making before the facts are verified, so they have some belief degree about the logical value. A contingency sense that is a sound practical judgment concerning to future events, actions or whatever is at stake.

Since there is no rigor in everyday speculations, then different propositions may arise about the same fact. If they are analyzed by binary logic, then we may have unnecessary redundancy that can lead to contradictions. However, the redundancy of propositions is not a problem within the speculation process what suggests a many-valued temporal logic.

We can discuss the limitations of a binary temporal logic by speculating the Grasshopper's behavior. For example, is it possible to guarantee that the two hypotheses below are completely true simultaneously?

$$\begin{aligned} \Theta &= \text{"The Grasshopper stores a lot of food"}; \\ \theta &= \text{"The Grasshopper stores little food"}.$$

The hypotheses Θ and θ propose changes to different states. If S_0 is the initial state for stored food, the new state after storing a lot of food M is $S_\Theta = S_0 + M$. Analogously, the next state after storing little food is $S_\theta = S_0 + m$ for $m < M$. Representing by $\Theta(t)$ the affirmation that Θ is true at the moment t and considering the same initial state for both, then by binary logic

$$\Theta(t) \neq \theta(t) \text{ because } S_\Theta > S_\theta.$$

Therefore, to affirm them as true leads to a comprehensive contradiction, because the same subject can not simultaneously produce two different results on the same object. However, in a speculation Grasshopper's behavior, none of the propositions can be discarded.

Evaluating by fuzzy logic, the linguistic variable "stored food" has values "a lot of" and "little" in the propositions Θ and θ . According to Bellman and Zadeh's model [14], these linguistic values are the fuzzy constraints for inputs M and m about the food supply. Meanwhile, the target states S_θ and S_Θ can be the fuzzy goals.

An alternative development, but similar, can be done through changes what is in accordance with human psychophysical reality [28]. Thus, in this paper, the goals are the factors $S_\Theta/S_0 = 1+X$ and $S_\theta/S_0 = 1+x$, where $X = M/S_0$ and $x = m/S_0$ are changes. For example, in [30] was asked for all respondents two judgment for amounts 5, 10, 25, 50, 75, 100, 250 and 500 INR in India: (1) "How much would be affect of gaining M INR on your feelings?" and (2) "How much would be affect of losing M INR on your feelings?". A 5-point unipolar scale to classify the emotions was used (0=no effect, 1=small effect, 2=moderate effect, 3=substantial effect, 4=very large effect). It is noted that the emotional effects gradually increases with the amounts. Therefore, the intensity of gains and losses, or simplify changes, are easily ordered by our perception, $x < X$.

The non-fuzzy set $-1 \leq x < X$ for changes can have the fuzzifier effect to transform it into a fuzzy set. Here, the general rule for fuzzy change goals is simply "the bigger the better". This rule can be represented by the membership function $\mu : [-1, \infty) \rightarrow [0, 1)$, where:

- 1) $\mu(-1) = 0$ means losing all;
- 2) if $X > x$, then $\mu(X) > \mu(x) \forall X, x \geq -1$, i.e, always growing;
- 3) $\lim_{x \rightarrow \infty} \mu(x) = 1$ means that the best gain goal (or change) is undefined.

Figure 1 has an membership function example that satisfies the above descriptions. The membership function $\mu(x)$ is the general rule in decision-making because higher gains and lower losses in general seek better well-being. Therefore, others membership functions will be a composition with the

form $\mu(f(x))$, where f must be in accordance with the rhetorical figure necessary to make a decision.

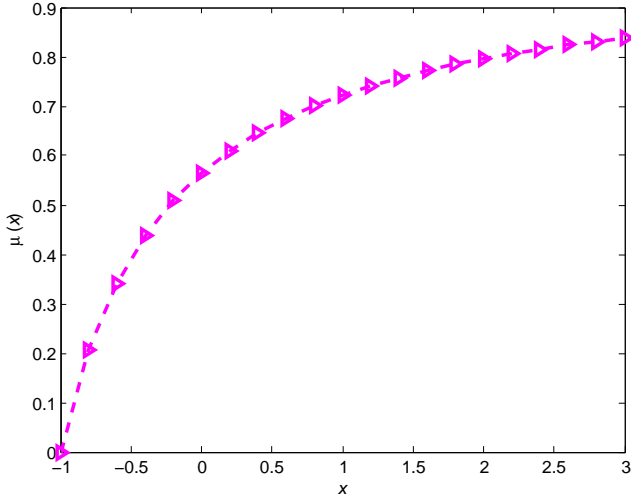


Fig. 1. Membership function example $\mu(x) = 1 - [1 - \alpha\beta(x+1)]^{\frac{1}{\alpha}}$ for $\alpha = -1.001$ and $\beta = 1.3$.

III. DIFFERENT HYPOTHESES WITH SIMILAR FUTURE SENTENCES

The sense of truth that we have about a hypothesis becomes evident when we express it in the form of future statement. Given that a future sentence indicates an event occurrence after the speech moment, then it can emphasize the fact realization with an intuitive implicit probability. For example, consider the following future statements for Θ and θ :

$$\begin{aligned} F\Theta &= \text{“The Grasshopper will sometime store} \\ &\quad \text{a lot of food”}; \\ G\theta &= \text{“The Grasshopper will always store} \\ &\quad \text{little food”}. \end{aligned}$$

The statement $G\theta$ expresses certainty with the modifier “always”, while $F\Theta$ expresses uncertainty about the instant that the action occurs through the modifier “sometime”. In temporal logic $F\Theta$ is equivalent to saying that there is an instant t in the future where Θ is true, i.e., $\exists t$ such that $(\text{now} < t) \wedge \Theta(t)$. Meanwhile, $G\theta$ affirms that θ is always true in the future, $\theta(t) \forall t > \text{now}$.

As for the certain sense, $F\Theta$ is known as the weak operator, because Θ is true only once in the future, while $G\theta$ is known as the strong operator because it is true in all future periods. If Θ does not always come true, so we can investigate its sense of truth through the affirmative:

$$GF\Theta = \text{“The Grasshopper will frequently store} \\ \quad \text{a lot of food”}.$$

Where the quantifier “frequently” better argues the sense of truth for Θ because we have undefined repetitions in same period where $G\theta$ is true.

The frequency in which the propositions Θ and θ are true and the changes proposed by them determine the outcomes over time. The affirmative $GF\Theta$ communicates that

the Grasshopper will frequently produce a strong change in the stored food stock (change factor $1 + X$). On the other hand, $G\theta$ proposes a small change factor, $1 + x$, but continuously. So what is the relation between X and x to generate a similarity of states between the two hypotheses over time? The relation that constructs this similarity can be obtained by the time average. Therefore, let us consider $\tau(t)$ the total time where $GF\Theta$ is true and t is the observation time. If Θ is true with a frequency given by

$$\lim_{t \rightarrow \infty} \frac{\tau(t)}{t} = s, \quad (1)$$

then, the relation between change factors $1 + x = (1 + X)^s$, estimated by time average [33], indicates that the sentences $GF\Theta$ and $G\theta$ have similar goals in the long run. This similarity is denoted in this work by

$$GF\Theta \sim G\theta. \quad (2)$$

The sense of truth for the sentence $GF\Theta$ is quantified in the parameter s . It can be a stationary probability when t is big enough, but we do not have much time to calculate this probability in practice. In this way, we assume that the sense of truth is an imprecise suggestion (intuition) for the time probability. Figure 2 presents some adverbs of frequency that can suggest the sense of truth in future sentences.

G	always	$s = 1$
	usually	
	frequently	$s > 1/2$
GF	often	
	sometimes	$s = 1/2$
	occasionally	
	rarely	$s < 1/2$
	seldom	
$G\neg$	hardly ever	
	never	$s = 0$

Fig. 2. Adverbs of frequency that can suggest the sense of truth of GF . The quantifier “always” indicates certainty, while “never” indicates impossibility.

The axiomatic system of temporal logic proposes that $G\theta \Rightarrow GN\theta$, where $N\theta$ stands for θ is true at the next instant. Therefore, we have that the similarity $GF\Theta \sim G\theta$ can be written by

$$F\Theta \sim N\theta, \quad (3)$$

when $1 + x \approx (1 + X)^s$. Thus, the statement “the Grasshopper will sometime store a lot of food”, which have a change factor $1 + X$, is similar to the statement “the Grasshopper will store little food at the next moment”, which has a change factor $(1 + X)^s$.

IV. RHETORIC: ARGUMENTATION BY MEIOSIS AND HYPERBOLE

In general, different hypotheses do not have similar changes in the future. For this reason, it is required a rhetorical development to make a judgment between them. In this section is presented two figures of thought, called meiosis and hyperbole, that can be used to compare hypotheses with different changes and senses of truth.

Still using Aesop's fable, imagine that we want to compare Ant and Grasshopper's performance with the following hypotheses:

$$\begin{aligned}\phi &= \text{"The Ant stores little food"}; \\ \Theta &= \text{"The Grasshopper stores a lot of food"}.\end{aligned}$$

Assume that the Ant has a change y in its food stock while the Grasshopper has a change X . If we think that the Ant is more diligent in its work than the Grasshopper, i.e, the sense of truth for ϕ is maximum while the sense of truth for Θ is ambiguous, so we can affirm $N\phi$ and $F\Theta$ to develop the following argumentation process:

- 1) elaborate a proposition θ , similar to Θ , which proposes a lower outcome, that has a change x (for example, $\theta = \text{"The Grasshopper stores little food"}\text{"}$);
- 2) express θ with maximum certainty in the future, $N\theta = \text{"The Grasshopper will store little food at the next moment"}\text{"}$;
- 3) calculate the relation $1 + x \approx (1 + X)^s$ to match the average changes between $N\theta$ and $F\Theta$ and to obtain the similarity $F\Theta \sim N\theta$, where $X > x$ e $s \in [0, 1]$;
- 4) finally, judge the affirmations $N\phi$ and $N\theta$ through fuzzy logic. In this specific problem we have

$$N\theta \text{ or } N\phi = \max \{ \mu((1 + X)^s - 1), \mu(y) \}.$$

The above argument uses meiosis and the upper part of Figure 3 summarizes this procedure. In linguistic meiosis, the meaning of something is reduced to simultaneously increase something else in its place. In the case above, proposing θ means reducing the stored food change by the Grasshopper. At the same time, this suggests greater certainty because it makes the process more feasible in the future. However, it is only a figure of thought to make an easy comparison, because, judging two sentences with the same sense of truth, looking only at the change goals, is much simpler.

The meiosis for Grasshopper's case has a membership composite function given by

$$\mu_{\text{Grasshopper's goal}} = \mu \circ \mu_{\text{meiotic change}}(X) = \mu((1 + X)^s - 1).$$

In general, $\mu_{\text{Grasshopper's goal}}$ refers to fuzzy goal "the bigger the better is the change $(1 + X)^s - 1$ at the next moment". Therefore, this membership function quantify a degree of truth for the hypothesis at the present. Like this we can evaluate it for a making-decision in real time.

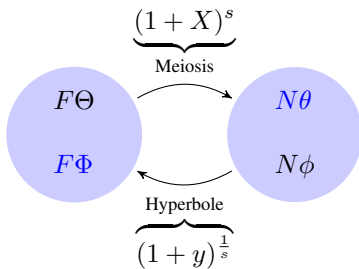


Fig. 3. Diagram representing the meiosis and hyperbole procedure for the judgment of hypotheses. The blue sentences $F\Phi$ and $N\theta$ are the figures of thought.

On the other hand, there is an inverse process to meiosis that is called hyperbole. Basically, it exaggerates a change in the outcome to reduce its sense of truth. In everyday language, such statements are commonplace, as "the bag weighed a ton". In this statement, we realize that really the bag is heavy. However, is there a bag weighing really a ton? This is just a figure of speech.

To understand how to judge two hypotheses through a process of hyperbolic argumentation, consider again that we can make the future statements $F\Theta$ and $N\phi$ to develop the following steps:

- 1) elaborate a proposition Φ , similar to ϕ , which proposes largest outcome, that has change Y (for instance, $\Phi = \text{"The Ant stores a lot of food"}\text{"}$);
- 2) affirm Φ in the future with the same certain sense as the proposition Θ , that is, $F\Phi = \text{"The Ant will sometime store a lot of food"}\text{"}$;
- 3) calculate the relation $(1 + y)^{\frac{1}{s}} \approx 1 + Y$ to match the average changes between $N\phi$ and $F\Phi$ and to obtain the similarity $N\phi \sim F\Phi$, where $Y > y$ e $s \in [0, 1]$;
- 4) finally, to judge the fuzzy changes goals of the affirmative $F\Phi$ and $F\Theta$. In this specific problem we have

$$F\Theta \text{ or } F\Phi = \max \left\{ \mu(X), \mu \left((1 + y)^{\frac{1}{s}} - 1 \right) \right\}.$$

The bottom part of Figure 3 summarizes this procedure. Note that the arguments by meiosis and hyperbole lead to the same conclusion. Therefore, they can be only two ways to solve the same problem. However, in section VI, where the Prospect Theory is evaluated, there may be preference for one of the methods according to the context in which the hypotheses are inserted.

The hyperbole for Ant's case has a membership composite function given by

$$\mu_{\text{Ant's goal}} = \mu \circ \mu_{\text{hyperbolic change}}(X) = \mu \left((1 + X)^{\frac{1}{s}} - 1 \right).$$

Thus, $\mu_{\text{Ant's goal}}$ refers to fuzzy goal "the bigger the better is the change $(1 + X)^{\frac{1}{s}} - 1$ sometime in the future". Like this we can evaluate it for a making-decision in real time because this membership function represent a degree of truth for the hypothesis at the present.

V. TIME PREFERENCE

Time preference is the valuation placed on receiving a good on a short date compared with receiving it a longer date. A typical situation is choosing to receive a monetary amount m after a brief period (a day or an hour) or to receive $M > m$ in a distant time (after a some months or years).

The time preference choice is a problem of logic about the future and to model it consider the following hypotheses:

- $\Theta_m = \text{"to receive } m\text{"}$ represents the receipt of the amount m in short period, $t_m = t_0 + \delta t$;
- $\Theta_M = \text{"to receive } M\text{"}$ represents the receipt of the amount M in long time, $t_M = t_0 + \Delta t$.

Each proposition has a change factor for the individual's wealth. The proposition Θ_M has the change factor $(1 + M/W_0)$, while Θ_m has the change factor $(1 + m/W_0)$.

Now, we perform the meiosis procedure for both hypotheses, reducing the changes and maximizing the sense of truth:

- $N\theta_m$ = “to receive an amount less than m at the next moment”. This affirmative proposes a change factor $1 + x_m$ in the individual’s wealth;
- $N\theta_M$ = “to receive an amount less than M at the next moment”. Similarly, this affirmative proposes a change factor $1 + x_M$.

The senses of truth for the hypotheses Θ_M and Θ_m are revealed when they are affirmed in the future. Therefore, we have the following similarities:

- $F\Theta_M \sim N\theta_M$, if $(1 + x_M) \approx \left(1 + \frac{M}{W_0}\right)^{s_M}$;
- $F\Theta_m \sim N\theta_m$, if $(1 + x_m) \approx \left(1 + \frac{m}{W_0}\right)^{s_m}$.

Where s_M and s_m are the sense of truth regarding the receipt of the values M and m . In this problem they cannot be time probabilities, since the probabilistic investigation in this case is not convenient. However, intuitions about the realization of the hypotheses Θ_M and Θ_m are feasible for individuals and they should be represented.

Now suppose, without loss of generality, that M is large enough so that the individual prefers to receive it in the distant future. If we consider $n = \Delta t / \delta t$ periods in which n attempts to receive m until M receipt date are allowed, then we have

$$\begin{aligned} (1 + x_M) &> (1 + x_m)^n \\ \Rightarrow \left(1 + \frac{M}{W_0}\right)^{s_M} &> \left(1 + \frac{m}{W_0}\right)^{n s_m} . \end{aligned} \quad (4)$$

Judging by fuzzy logic, the “or” operation between change goals is indicated to finalize the meiosis procedure,

$$\begin{aligned} N\theta_M \text{ or } N\theta_m &= \max\{\mu(x_M), \mu((1 + x_m)^n - 1)\} \\ &= \mu\left(\left(1 + \frac{M}{W_0}\right)^{s_M} - 1\right) . \end{aligned} \quad (5)$$

In general the time preference solution is presented through a discount function. To use this strategy it is necessary to develop the same form on both sides of the inequality 4. For this there is a value μ such that $\kappa s_M > m$, where we can write

$$\left(1 + \frac{M}{W_0}\right)^{s_M} = \left(1 + \frac{\kappa s_M}{W_0}\right)^{n s_m} > \left(1 + \frac{m}{W_0}\right)^{n s_m} .$$

The discount function undoes exactly the change caused by the proposition Θ_M , that is,

$$\frac{1}{\left(1 + \frac{M}{W_0}\right)} = \left(1 + \frac{\kappa s_M}{W_0}\right)^{-\frac{s_m}{s_M} n} . \quad (6)$$

Equation 6 describes the hyperbolic discounting, the most well documented empirical observation of discounted utility [15]–[20]. According to hyperbolic discounting, valuations fall relatively rapidly for earlier delay periods, but then fall more slowly for longer delay periods. Reparametrizing the equation 6 by $\frac{1}{h} = -\frac{s_m}{s_M} n$ and $\rho = \frac{\kappa s_M}{W_0}$, we have a hyperbolic discounting as proposed by Benhabib, Bisin e Schotter [34]. It allows us to fit empirical results into observations of

exponential, hyperbolic and quasi-hyperbolic discounts (see Figure 4). Here, this function is presented as defined in [35],

$$e_h^{-\rho n} \equiv (1 - h\rho n)^{\frac{1}{h}} .$$

The parameters h , ρ and n denote intertemporal arbitrage, discount rate and number of periods, respectively. The intertemporal arbitrage gives the curve shape. For instance, $e_h^{-\rho x}$ equals the exponential function $e^{-\rho x}$ when $h \rightarrow 0$. Furthermore, the discount rate ρ quantifies the preference for goods in the future. Thus, the bigger ρ , the greater the time preference.

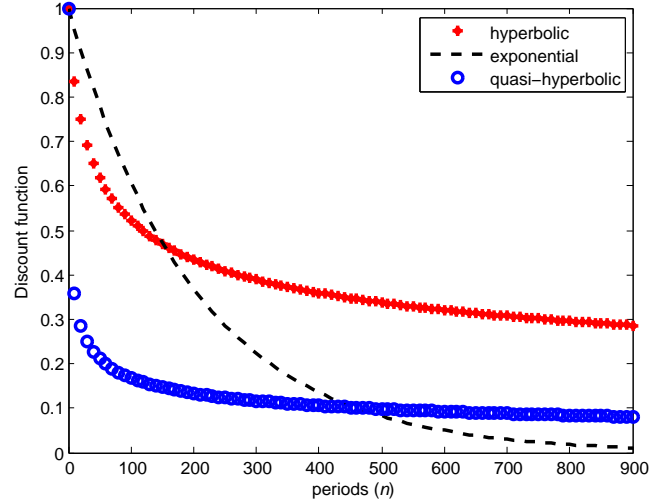


Fig. 4. Discount function $e_h^{-\rho n}$ versus number of periods for delay: the dashed black line is the exponential discounting for $\rho = 0.005$; the \circ -blue line is quasi-hyperbolic discounting for $\rho = 0.7$ and $h = -3$; and the $*$ -red line is hyperbolic discounting for $\rho = 0.025$ and $h = -3.5$.

The discount function $e_h^{-\rho x}$ is not an irrational anomaly within the fuzzy temporal logic. Therefore, it allows us to interpret experimental results and find a strong empirical support. For example, each experiment has its own unknown time probabilities to be estimated. Thus, the senses of truth s_M and s_m may converge for own subjective values in each experiment. Also, they generate a distinct intertemporal arbitrage relation, s_m/s_M , that modify the fall for longer delay periods. Furthermore, the period δt affects the discount rate ρ because s_m is dependent on it. This is consistent with the discussions about the empirical literature presented in [20] where the implicit annual discount rates range from 6 percent to infinity.

In addition, Daniel Read pointed out that a common evidence in time preference is the “subadditive discounting” [21]. This property is present in the function e_h^{-x} for all $x, y > 0$, because

$$e_h^{-x} e_h^{-y} = e_h^{-x-y+hxy} < e_h^{-x-y} \text{ for all } h < 0 .$$

The hyperbolicity, due to intertemporal arbitrage, is always negative, $\frac{1}{h} = -\frac{s_m}{s_M} n$. Therefore, the subadditivity is a mandatory property in the time preference for positive awards. For example, in [36], [37] it has been argued that abstinent drug addicts may more readily relapse into addiction if a abstinence

period is presented as a series of shorter periods, rather than a single longer total period, ie, patience is increased if the drug waiting time is long compared to patience in divided time blocks.

Finally, it should be mentioned that the discount rate $\rho = \frac{\kappa S_m}{W_0}$ is influenced by individual states of scarcity and abundance. For instance, let us consider an individual called Bob. If an object is scarce for him (small W_0), then he place a higher preference (great ρ). Analogously, if W_0 represents an abundance state for him, he has a lower preference (small ρ). This may cause great variability in experiments because the wealth distribution follows the power law [38]–[41]. This means that W_0 can vary abruptly from one individual to another in the same intertemporal arbitrage problem.

VI. LOTTERIES

In a human behavior descriptive analysis more realistic with the psychophysics, the subjective value of lottery must be related to the wealth change [28]. However, changes after lotteries have incomplete information because we avoid calculating them using equity values, premiums and probabilities. Therefore, fuzzy sets are good candidates for representing these hypothetical changes. In addition, more realistic expectations should consider the evolution of outcomes over time [33]. Thus, the changes may have their expected values attenuated or intensified by sense of truth (time probability).

A. Meiosis and risk aversion

To model lotteries consider the hypothesis $\Theta_G =$ “to win M ” and a probability $p \in [0, 1]$. If $M > 0$, then by fuzzy temporal logic we can have:

- $l_1 =$ to win Mp (at the next moment);
- $l_2 =$ to win M (at the next moment) with probability p .

The expression “at the next moment” does not appear in the experiments, but they are implicit because the low waiting time for the two lotteries seems to be the same. Besides, note that both lotteries are equivalents in the ensemble average ($E = pM$ for the two lotteries).

Again, let us consider an individual called Bob who may repeat similar lotteries in the future. Therefore, this repetition can affect his decision [33]. If L_2 is repeated several times until he wins M , then L_2 is similar to affirm

$$F\Theta_G = \text{“will sometime win } M\text{”},$$

where p is the time probability (or sense of truth for lottery). Thus, if we perform the meiosis argumentation procedure (see section IV), so the similar sentence which have equivalent outcomes to $F\Theta_G$ is

$$N\theta_G = \text{“will win } W_0 \left(1 + \frac{M}{W_0}\right)^p - W_0 \text{ at the next moment”},$$

in which this sentence is a future affirmation of the hypothesis

$$\theta_G = \text{“to win } W_0 \left(1 + \frac{M}{W_0}\right)^p - W_0\text{”}.$$

Now, the difference between $N\theta_G$ and Nl_1 are only the awards argued. Although values are reported in lotteries,

variations on wealth are unknown because the cognitive effort to perform division M/W_0 is avoided. Thus, taking $x \geq 0$, such that $x = M/W_0$, we can only evaluate changes,

$$\begin{aligned} Nl_1 \text{ or } N\theta_G &= \max\{\mu(px), \mu((1+x)^p - 1)\} \\ &= \mu(px) \text{ for all } x \geq 0. \end{aligned} \quad (7)$$

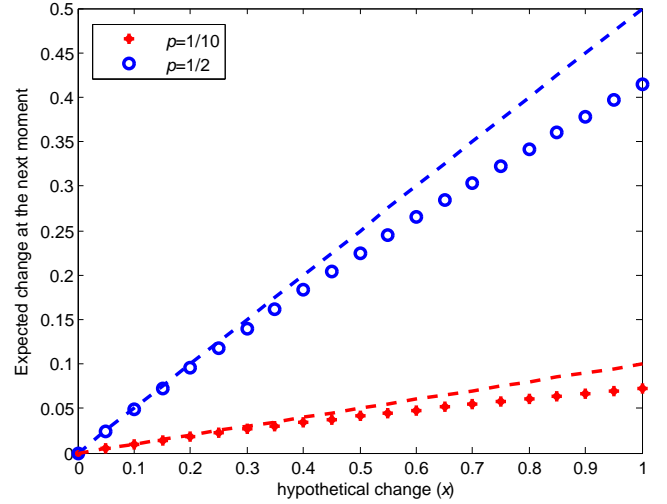


Fig. 5. Function $\mathcal{M}_p^+(x)$ to represent meiose. The blue dashed line $x/2$ is tangent to the o-blue curve given by $\mathcal{M}_{1/2}^+(x)$. Analogously, the red dashed line $x/10$ is tangent to the *red curve given by $\mathcal{M}_{1/10}^+(x)$. Note that in the vicinity of zero the curves are close, so this is a region of low distinguishability for the changes.

The line px is tangent to concave curve $(1+x)^p - 1$ at the point $x = 0$ what results in $px \geq (1+x)^p - 1$ for $x \geq 0$. An example can be seen in Figure 5 where the dashed blue line is $x/2$ and the curve o-blue is $(1+x)^{1/2} - 1$. Analogously, the similar illustration can be seen for $p = 1/10$. Thus, we can note that the lottery l_1 is preferable for any values M and p , because the line px is always above the curve $(1+x)^p - 1$. This result is consistent with the respondents’ choices in the Kahneman and Tversky experiments [27]. Thus, the concave curve representing the expected positive change at the next moment can be described by

$$\begin{aligned} \mathcal{M}_p^+(x) &= (1+x)^p - 1 \\ &= p \ln_p(1+x) \text{ para todo } x \geq 0. \end{aligned} \quad (8)$$

The function $\ln_p(x) \equiv (x^p - 1)/p$ is defined here as in [35] and it is commonly used nonextensive statistics [42].

B. Hyperbole and risk seeking

Kahneman and Tversky also show that the subjective function is not always concave [28]. They noted that in a loss scenario there is a convexity revealing a preference for uncertain loss rather than a certain loss. If we replace the word “win” for “lose” in the lotteries l_1 and l_2 , then we have the following lotteries that result in the wealth decrease:

- $l_3 =$ to lose Mp (at the next moment);
- $l_4 =$ to lose M (at the next moment) with probability p .

Now consider the hypothesis $\Theta_P = \text{“to lose } M\text{”}$. If l_4 is repeated until the individual losses M , then it becomes similar to

$$F\Theta_P = \text{“will sometime lose } M\text{”},$$

where p is the time probability (sense of truth for $F\Theta_P$).

Simultaneously, the lottery l_3 proposes a certain loss, then we can reduce its sense of truth to compare with $F\Theta_P$. Therefore, let us consider the following hyperbole

$$L_3 = \text{“to lose } W_0 - W_0 \left(1 - \frac{pM}{W_0}\right)^{\frac{1}{p}}\text{”},$$

in which the affirmation in the future

$$FL_3 = \text{“will sometime lose } W_0 - W_0 \left(1 - \frac{pM}{W_0}\right)^{\frac{1}{p}}\text{”},$$

arguments an expected change $(1+px)^{\frac{1}{p}} - 1$ for $-1 \leq x < 0$.

The line x is tangent to convex curve $(1+px)^{\frac{1}{p}} - 1$ at the point $x = 0$ for any p what results in $(1+x)^{\frac{1}{p}} - 1 \geq x$ for $-1 \leq x < 0$. In Figure 6 the dashed black line is x that represent proposed lottery change in l_4 . The curves *red e o-blue belong to the curve family $(1+px)^{\frac{1}{p}} - 1$ which represent the hyperbolic argumentation for l_3 . Therefore, note

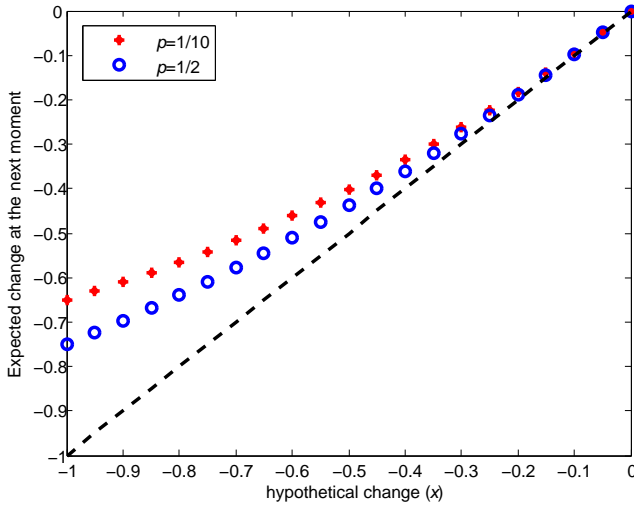


Fig. 6. The hyperbolic curves $(1+px)^{\frac{1}{p}}$ for $p = 1/2$ and $p = 1/10$. Note that the curves tangentiate the black dashed line x at the point zero. The interval $-0.1 \leq x < 0$ is a region of low distinguishability.

that the family of curves $(1+px)^{\frac{1}{p}} - 1$ is very close to the line x until 0.1. This means that they have low distinguishability in this region, in other words, uncertain and certain losses can be imperceptible changes when the losses are small. In fuzzy logic is equivalent equivalent to choose between “small decrease in wealth with certainty” and “small decrease in wealth with probability p ”. The decreases wealth are almost the same and undesirable, but uncertainty argues the hope for escaping losses and it is desirable. Thus, the uncertain option for losses will be logically more attractive. Then to simulate risk seeking in the losses region we must insert a rate ρ into the hyperbolic argumentation process so that

$$\begin{aligned} \mathcal{H}_p^-(\rho x) &\equiv (1+p\rho x)^{\frac{1}{p}} - 1 \\ &= e_p^{\rho x} - 1. \end{aligned}$$

The rate ρ makes the curve $\mathcal{H}_p^-(\rho x)$ more convex. Thus, its first values pass below the line x to simulate the risk seeking. In Figure 7 the red curve has $\rho = 1.2$ and $p = 1/2$ to simulate this effect in the interval $-0.55 < x < 0$. The value $\rho = 1.2$ was exaggerated just to make the risk seeking visible in the figure, but it should be slightly larger than 1 for a more realistic representation.

Now we can make a judgment between the sentences FL_3 and $F\Theta_P$, because the difference between them is only the argued decrease wealth,

$$\begin{aligned} FL_3 \text{ or } F\Theta_P &= \max\{\mu(e_p^{\rho x} - 1), \mu(x)\} \\ &= \begin{cases} \mu(x) & \text{for small losses,} \\ \mu(e_p^{\rho x} - 1) & \text{for big losses.} \end{cases} \end{aligned} \quad (9)$$

This means that the lottery l_4 is preferable when M represents small losses, but when the losses are large, then l_3 is interpreted as the best option. Thus, the risk seeking disappears when the fuzzy sets are distinguishable.

To understand imagine all the goods necessary for your survival. After imagining them, then what do you prefer? “to lose 50% from all assets” or “a chance to lose all assets with probability 0,5”? If you chose the first option then you understood that a ruin aversion [29] can be dominant in this context. On this account, if “all assets” is representing all the means of survival, then the second option may mean a death anticipation after the lottery, while the former will allow the continuation of life with half.

Finally, the function with expected changes at the next moment, convex for losses and concave for gains, exhibiting an S-shape, can be defined by

$$\mathcal{S}_p(x) = \begin{cases} p \ln_p(1+x) & \text{se } x \geq 0, \\ e_p^{\rho x} - 1 & \text{se } -1 < x < 0. \end{cases}$$

In Figure 7, when $p = 1/2$ and $\rho = 1.2$, the function $\mathcal{S}_p(x)$ has risk seeking for $-0.55 < x < 0$, but has a kind of ruin aversion for $-1 < x < -0.55$. The risk aversion is always present for all $x > 0$.

C. Loss aversion and disjunction between hypotheses

The loss aversion principle, $\mathcal{S}_p(x) < -\mathcal{S}_p(-x)$, refers to the tendency to avoid losses rather than to acquire equivalent gains, in other words, it is better not to lose \$ 1,000 than to win \$ 1,000.

To understand why the curve is steeper on the losses side, consider that every Bob’s money is \$ 10,000. If now he loses \$ 1,000, then the variation is -10 percent and his new wealth is \$ 9,000. However, if he wins \$ 1,000, then the positive variation is 10 percent and his new wealth is \$ 11,000. So far this process seems fair, but we need to look at it dynamically. If he will have \$ 9,000 at the next moment, then he will need to gain 11.11 percent to get back \$ 10,000. On the other hand, if he will have \$ 11,000 at the next moment, then the required variation is -9.09 percent to get back \$ 10,000. So which is the most difficult change to happen? Exactly, the 11.11 percent that restore the previous state after to lose -10 percent. So, it is better not lose 10 percent than to gain 10 percent.

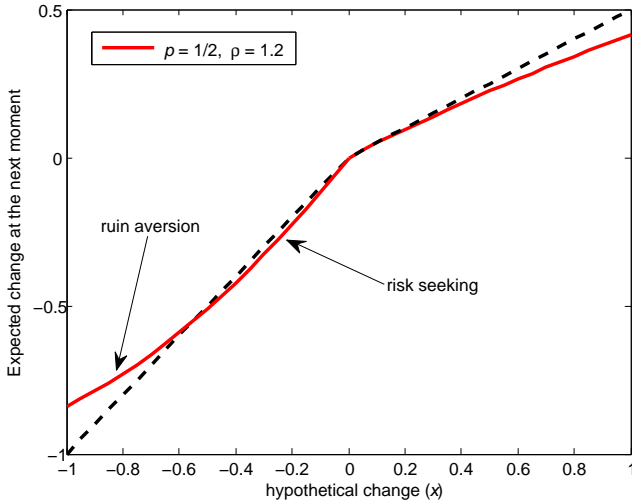


Fig. 7. Function $S_{0.5}(x)$ for $\rho = 1.2$. When the red curve is below the dashed black line we have risk seeking (interval $-0.55 < x < 0$). On the other hand, we have a kind of ruin aversion when the red line is above the line x (interval $-1 < x < -0.55$). The risk aversion behavior is always present for all $x > 0$ (dashed black line $x/2$ above the red curve).

This behavior can be modeled in fuzzy temporal logic through the disjunction operator. To understand the details about the disjunction between loss and gain hypotheses, consider the lottery

$$L_{wl} = \text{“to win } M_1 \text{ with probability } p \\ \text{or to lose } M_2 \text{ with probability } q\text{”}.$$

If winning M_1 produces a gain $x_1 > 0$ and losing M_2 produces a loss, $-1 \leq x_2 < 0$, so we have the following atomic hypotheses

$$H_1 = \text{“to win } M_1\text{” and } H_2 = \text{“to lose } M_2\text{”}.$$

Where the sense of truth for H_1 is p and the sense of truth for H_2 is q . The future statement for disjunction is

$$F(H_1 \vee H_2) = \text{“to win } M_1 \text{ or to lose } M_2 \\ \text{once in the future”}.$$

The change average in this disjunction is $(1 + x_1)^p(1 + x_2)^q$ for $p + q < 1$. This means that one of the hypotheses may be true at the next instant, or none, because only one will sometime be true in the future.

Another way affirming a disjunction of losses and gains is ensuring that one or the other will be true at the next instant, $N(H_1 \vee H_2)$. The change average in this case is $(1 + x_1)^p(1 + x_2)^q$ for $p + q = 1$. This means that H_1 or H_2 will be true at the next moment with absolute certainty. Uncertainty is just “which is hypothesis true?”. Therefore, the judgment preceding the decision whether or not participating in this lottery, $N(H_1 \vee H_2)$ or nothing is equal to

$$\max\{\mu((1 + x_1)^p(1 + x_2)^q - 1), \mu(0)\}.$$

The lottery L_{wl} , which is a loss and gain disjunction, will be considered fair, if the parameters x_1 , x_2 , p and q guarantee $(1 + x_1)^p(1 + x_2)^q - 1 > 0$. The described experiment in

[27], the value $p = 1/2$ and $x_1 = x_2 = x$ generate the inequality $\sqrt{1 - x^2} - 1 < 0$ that makes the lottery unfair. Thus, the respondent’s choosing for not betting seem to reveal a perception about the lottery dynamics. In addition, it can be noted that expected negative change has its intensity increased by x , therefore the intensity of loss aversion is amount magnitude dependent. This means that the feeling of aversion to the lottery increases with the amount growing. In [30] is presented an empirical evidence of this behavior.

VII. CONCLUSION

Heuristics are cognitive processes that ignore part of the information and use simple rules to make the decision quicker and easier. In general, they are defined as strategies that seek alternatives, stop searches in a short time, and make a decision soon after.

Within heuristic processes, some decision-making requires the hypotheses judgment about dynamic processes before they take place in time. Time Preference Problem and Prospect Theory are famous examples. The first evaluates the goods receipt at different future dates and the second requires lotteries valuation before their outcomes are known. If the future is uncertain, then time and uncertainty about changes can not mean two independent matters. For this reason, choice under uncertainty and intertemporal choice, traditionally treated as separate subjects, are unified in the same matter in this paper. In addition, it is shown that the change fuzziness can lead to prospective judgments about gains and losses magnitude dependent. This means that in a given problem may have different decisions simply by changing the values of the rewards, even if time and uncertainty context are not changed. Exactly in these situations, fuzzy environment modeling will be essential to represent the decision-making.

REFERENCES

- [1] L. A. Zadeh *et al.*, “Fuzzy sets,” *Information and control*, vol. 8, no. 3, pp. 338–353, 1965.
- [2] L. A. Zadeh, “Probability measures of fuzzy events,” *Journal of mathematical analysis and applications*, vol. 23, no. 2, pp. 421–427, 1968.
- [3] —, “Fuzzy logic,” *Computer*, vol. 21, no. 4, pp. 83–93, 1988.
- [4] —, “A fuzzy-algorithmic approach to the definition of complex or imprecise concepts,” in *Systems Theory in the Social Sciences*. Springer, 1976, pp. 202–282.
- [5] —, “The concept of a linguistic variable and its application to approximate reasoning—i,” *Information sciences*, vol. 8, no. 3, pp. 199–249, 1975.
- [6] —, “The concept of a linguistic variable and its application to approximate reasoning—ii,” *Information sciences*, vol. 8, no. 4, pp. 301–357, 1975.
- [7] —, “The concept of a linguistic variable and its application to approximate reasoning—iii,” *Information sciences*, vol. 9, no. 1, pp. 43–80, 1975.
- [8] —, “Fuzzy logic= computing with words,” *IEEE transactions on fuzzy systems*, vol. 4, no. 2, pp. 103–111, 1996.
- [9] —, “A computational approach to fuzzy quantifiers in natural languages,” *Computers & Mathematics with applications*, vol. 9, no. 1, pp. 149–184, 1983.
- [10] J. Efstathiou and V. Rajkovic, “Multiattribute decisionmaking using a fuzzy heuristic approach,” *IEEE Transactions on Systems, Man, and Cybernetics*, vol. 9, no. 6, pp. 326–333, 1979.
- [11] I. Chajda and J. Paseka, “Tense operators in fuzzy logic,” *Fuzzy Sets and Systems*, vol. 276, pp. 100–113, 2015.
- [12] S. Mukherjee and P. Dasgupta, “A fuzzy real-time temporal logic,” *International Journal of Approximate Reasoning*, vol. 54, no. 9, pp. 1452–1470, 2013.

- [13] A. N. Prior, *Time and modality*. John Locke Lecture, 2003.
- [14] R. E. Bellman and L. A. Zadeh, "Decision-making in a fuzzy environment," *Management science*, vol. 17, no. 4, pp. B-141, 1970.
- [15] U. Benzion, A. Rapoport, and J. Yagil, "Discount rates inferred from decisions: An experimental study," *Management science*, vol. 35, no. 3, pp. 270-284, 1989.
- [16] G. B. Chapman, "Temporal discounting and utility for health and money," *Journal of Experimental Psychology: Learning, Memory, and Cognition*, vol. 22, no. 3, p. 771, 1996.
- [17] G. B. Chapman and A. S. Elstein, "Valuing the future: Temporal discounting of health and money," *Medical decision making*, vol. 15, no. 4, pp. 373-386, 1995.
- [18] J. L. Pender, "Discount rates and credit markets: Theory and evidence from rural india," *Journal of development Economics*, vol. 50, no. 2, pp. 257-296, 1996.
- [19] D. A. Redelmeier and D. N. Heller, "Time preference in medical decision making and cost-effectiveness analysis," *Medical Decision Making*, vol. 13, no. 3, pp. 212-217, 1993.
- [20] S. Frederick, G. Loewenstein, and T. O'donoghue, "Time discounting and time preference: A critical review," *Journal of economic literature*, vol. 40, no. 2, pp. 351-401, 2002.
- [21] D. Read, "Is time-discounting hyperbolic or subadditive?" *Journal of risk and uncertainty*, vol. 23, no. 1, pp. 5-32, 2001.
- [22] D. Read and P. H. Roelofsma, "Subadditive versus hyperbolic discounting: A comparison of choice and matching," *Organizational Behavior and Human Decision Processes*, vol. 91, no. 2, pp. 140-153, 2003.
- [23] G. Ainslie, "The cardinal anomalies that led to behavioral economics: Cognitive or motivational?" *Managerial and Decision Economics*, vol. 37, no. 4-5, pp. 261-273, 2016.
- [24] D. Bernoulli, "Exposition of a new theory on the measurement of risk," in *The Kelly Capital Growth Investment Criterion: Theory and Practice*. World Scientific, 2011, pp. 11-24.
- [25] A. Tversky and D. Kahneman, "Rational choice and the framing of decisions," *Journal of business*, pp. S251-S278, 1986.
- [26] —, "Advances in prospect theory: Cumulative representation of uncertainty," *Journal of Risk and uncertainty*, vol. 5, no. 4, pp. 297-323, 1992.
- [27] D. Kahneman and A. Tversky, "Prospect theory: An analysis of decision under risk," in *Handbook of the fundamentals of financial decision making: Part I*. World Scientific, 2013, pp. 99-127.
- [28] —, "Choices, values, and frames," in *Handbook of the Fundamentals of Financial Decision Making: Part I*. World Scientific, 2013, pp. 269-278.
- [29] N. N. Taleb, *Skin in the Game: Hidden Asymmetries in Daily Life*. Random House, 2018.
- [30] S. Mukherjee, A. Sahay, V. C. Pammi, and N. Srinivasan, "Is loss-aversion magnitude-dependent? measuring prospective affective judgments regarding gains and losses," *Judgment and Decision Making*, vol. 12, no. 1, p. 81, 2017.
- [31] B. E. Perry *et al.*, "Babrius and phaedrus," p. 487, 1965.
- [32] P. Øhrstrøm and P. Hasle, *Temporal logic: from ancient ideas to artificial intelligence*. Springer Science & Business Media, 2007, vol. 57.
- [33] O. Peters and M. Gell-Mann, "Evaluating gambles using dynamics," *Chaos: An Interdisciplinary Journal of Nonlinear Science*, vol. 26, no. 2, p. 023103, 2016.
- [34] J. Benhabib, A. Bisin, and A. Schotter, "Hyperbolic discounting: An experimental analysis," in *Society for Economic Dynamics Meeting Papers*, vol. 563, 2004.
- [35] L. Nivaneen, A. Le Mehaute, and Q. A. Wang, "Generalized algebra within a nonextensive statistics," *Reports on Mathematical Physics*, vol. 52, no. 3, pp. 437-444, 2003.
- [36] T. Takahashi, "Time-estimation error following weber-fechner law may explain subadditive time-discounting," *Medical hypotheses*, vol. 67, no. 6, pp. 1372-1374, 2006.
- [37] T. Takahashi, H. Oono, and M. H. Radford, "Psychophysics of time perception and intertemporal choice models," *Physica A: Statistical Mechanics and its Applications*, vol. 387, no. 8-9, pp. 2066-2074, 2008.
- [38] M. Levy and S. Solomon, "New evidence for the power-law distribution of wealth," *Physica A: Statistical Mechanics and its Applications*, vol. 242, no. 1-2, pp. 90-94, 1997.
- [39] A. Drăgulescu and V. M. Yakovenko, "Exponential and power-law probability distributions of wealth and income in the united kingdom and the united states," *Physica A: Statistical Mechanics and its Applications*, vol. 299, no. 1-2, pp. 213-221, 2001.
- [40] S. Sinha, "Evidence for power-law tail of the wealth distribution in india," *Physica A: Statistical Mechanics and its Applications*, vol. 359, pp. 555-562, 2006.
- [41] O. S. Klass, O. Biham, M. Levy, O. Malcai, and S. Solomon, "The forbes 400 and the pareto wealth distribution," *Economics Letters*, vol. 90, no. 2, pp. 290-295, 2006.
- [42] C. Tsallis, "Possible generalization of boltzmann-gibbs statistics," *Journal of statistical physics*, vol. 52, no. 1-2, pp. 479-487, 1988.