

An online supervised learning algorithm based on triple spikes for spiking neural networks

Guojun Chen¹, Xianghong Lin² and Guoen Wang^{1*}

1. School of Urban Design, Wuhan University, Wuhan 430072, PR China

2. School of Computer Science and Engineering, Northwest Normal University, Lanzhou 730070, PR China

Abstract: Using precise times of every spike, spiking supervised learning has more effects on complex spatial-temporal pattern than that only through neuronal firing rates. The purpose of spiking supervised learning after temporal encoding is to make neural networks emit desired spike trains with precise firing time. Existing algorithms of spiking supervised learning have excellent performances, but mechanisms of them are most in an offline pattern or still have some problems. Based on an online regulative mechanism of biological neuronal synapses, this paper proposes an online supervised learning algorithm of multiple spike trains for spiking neural networks. The proposed algorithm can make a regulation of weights as soon as firing time of an output spike is obtained. Relationship among desired output, actual output and input spike trains is firstly analyzed and synthesized to select spikes simply and correctly for a direct regulation, and then a computational method is constructed based on simple triple spikes using this direct regulation. Results of experiments show that this online supervised algorithm improves learning performance obviously compared with offline pattern and has higher learning accuracy and efficiency than other learning algorithms.

Keywords: Spiking neural networks; Supervised learning; Online learning; Spike train; Triple spikes; Spike-timing-dependent plasticity

1. Introduction

Analyzing firing times of spikes and difference of intervals for spike trains, an online supervised learning algorithm using a simple direct selection and computation method with triple spikes based on proportion is constructed in this paper. We denote this method as simple direct triple-spike-driven (SDTSD). The inspiration of triple-spike-driven is inspired by triple-STDP (TSTDTP). TSTDTP is a synapse plasticity rule changed from STDP, which a latest spike of the same output train is used [34]. Then Lin et al. [35] put it into ReSuMe to get an improved performance of supervised learning. Being different from existing TSTDTP, a new method of triple spikes in this paper is proposed. To demonstrate learning capabilities of SDTSD, some experiments are carried out. Besides, other supervised learning algorithms of spikes are made comparisons with SDTSD respectively. The results show that algorithms SDTSD can increase learning accuracy of supervised learning effectively and reach the same accuracy fast. The rest of this paper is organized as follows. In Section 2, spiking neuron model and SNN model used in this article are introduced. In Section 3, online supervised learning algorithm SDTSD is constructed and analyzed. In section 4, the flexibility and power of SNNs trained based on SDTSD are showcased by contrastive experiments of spike trains learning. The discussion and conclusion are presented in section 5. Finally, section 6 make a conclusion and describe future work.

2. Spiking neuron model and SNN model

2.1 Spiking neuron model

2.2 Spiking neural network model

3. The online supervised learning algorithm: simple direct triple-spike-driven (SDTSD)

3.1 The divide of intervals for spike trains

The spiketrain $s = \{t_i \in I: i = 1, 2, \dots, N\}$ represents an ordered sequence or train of spike times fired by spiking neuron in an interval $I[0, T]$, and it can be shown formally as:

* Corresponding author.

E-mail address: 150251932@qq.com (G. Wang).

$$s(t) = \sum_{i=1}^N \delta(t - t_i) \quad (4)$$

where N is the number of spikes, $\delta(t)$ is Dirac delta function, if $t = 0$, $\delta(x) = 1$ or $\delta(x) = 0$ otherwise, i is i th spike firing time. Input spike train can be expressed as s_i , actual spiketrain is s_o^a and desired spiketrain is s_o^d .

For one spike at s_o^d in supervised layer, membrane potential after firing this spike will change to a setting constant immediately in typical neuronal models. So s_o^d can be seen a recurrent process, every interval on it between two nearest spikes is a step. The divide of intervals for desired spike trains is shown in Fig. 2, an interval of one step is called desired time interval (DTI) of spikes. For the first DTI, it can be expressed as $[0, t_d^1]$, another is $[t_d^{n-1}, t_d^n]$. With the same method, an interval of one step at s_o^a in output layer is called actual time interval (ATI) of spikes. For the first ATI, it can be expressed as $[0, t_a^1]$, another is $[t_a^{n-1}, t_a^n]$. With all spiking times of this interval are related with desired output spikes, all time intervals of spikes are divided based on DTI and DTI as a basic interval is analyzed to construct learning algorithm in one DTI for analyzing them expediently. In one DTI, supervised learning depended on series of relational differences between desired and actual output spikes.

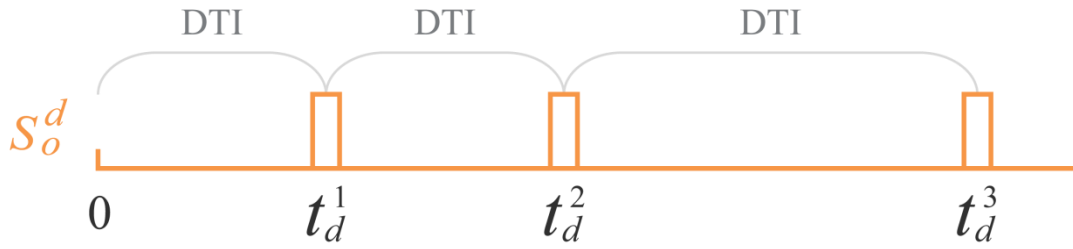


Fig.2. The divide of intervals for a desired spike train. The interval between two nearest spikes at one desired output train is a desired time interval (DTI), while the interval before first spike is start at 0ms.

For one spike at s_o^a in a DTI, spikes of s_o^a can be discussed in two types. First type is that firing time of first spike at s_o^a is earlier than first desired at s_o^d . As for this type, first actual output spike at s_o^a is produced by input spikes in first DTI at all. The interval of time between first desired output spike and first actual output spike is called general actual time interval (GATI). If the number of output spikes is more than one, all output spikes are produced by input spikes in this DTI. The interval of time between two nearest actual output spikes is also called GATI. Otherwise, firing time of first actual output spike at s_o^a is later than first desired at s_o^d . It means that first actual output spike at s_o^a is in second DTI and produced by input spikes in prior (first) DTI partly or all. The interval of time between 0 (last output spike) and first actual output spike (first output spike in current DTI) is called special actual time interval (SATI). If the number of actual output spikes in second DTI is more than one, other actual output spikes except first one of this DTI are all produced by input spikes in this DTI where the interval of time between two nearest actual output spikes is GATI, too. Moreover, as for first type, it should be noted that first actual output spike in second DTI may have been produced by input spikes of prior (first) DTI, which is like to second type. Fig. 3 is an example of interval dividing for actual spike train s_o^a , it can be seen that four ATI are existed at actual output train, including two GATI, $[0, t_a^1]$ and $[t_a^3, t_a^4]$, and two SATI, $[t_a^1, t_a^2]$ and $[t_a^2, t_a^3]$.

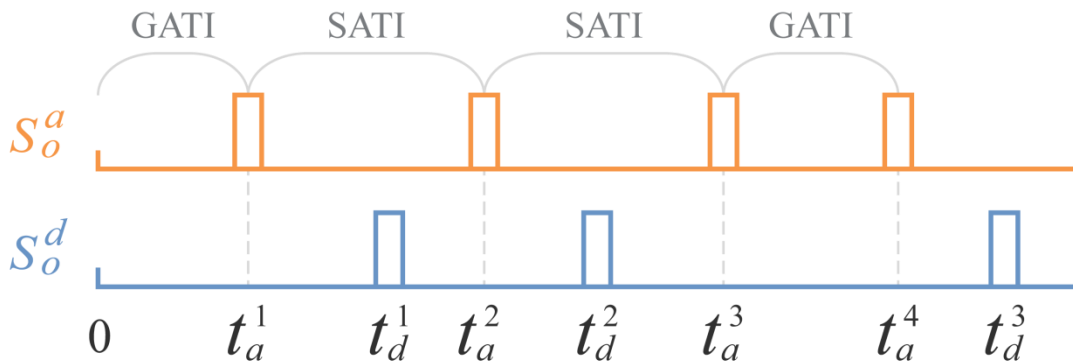


Fig.3. The divide of intervals for actual spike train s_o^a . The interval between two nearest spikes at one desired output train is an actual time interval (ATI), while the interval before first spike is start at 0ms. If these two spikes for one ATI are in the same DTI, this ATI is called general actual time interval (GATI), e.g. $[0, t_d^1]$ and $[t_a^3, t_a^4]$; else if the two spikes for one ATI are in different DTI, the ATI is special actual time interval (SATI), e.g. $[t_a^1, t_a^2]$ and $[t_a^2, t_a^3]$.

According to s_o^d and s_o^a , input spikes of s_i in one DTI can be divided. They can be discussed on three conditions. Condition 1: there is more than one actual output spike in one DTI. On this condition, one DTI for input spikes makes up with three parts, first input time interval (FITI) from first desired output spike to first actual output spike, median input time interval (MITI) between first actual output spike and last actual spike and last input time interval (LITI) from last actual spike to next desired output spike. Input spikes in two parts of DTI produce first actual spike. Part 1 is FITI in current DTI and the other is LITI of prior DTI, the sum of them equals SATI. Input spikes in MITI produce other actual spikes except first one. As mentioned above, input spikes in LITI produce first actual output spike of next DTI combining with input spikes in FITI of next DTI. Condition 2: only one actual spike fires in a DTI. MITI doesn't exist on this condition while one DTI is divided into FITI and LITI. Condition 3: there is no one actual spike in one DTI. It can be seen this DTI as one part of LITI for prior DTI. All input spikes in this DTI produce first actual spike of next DTI. An example is shown in Fig.4, where $[t_d^1, t_d^1]$ is a FITI, $[t_a^1, t_a^2]$ and $[t_a^2, t_a^3]$ are MITI, $[0, t_d^1]$ and $[t_a^3, t_d^2]$ are LITI.

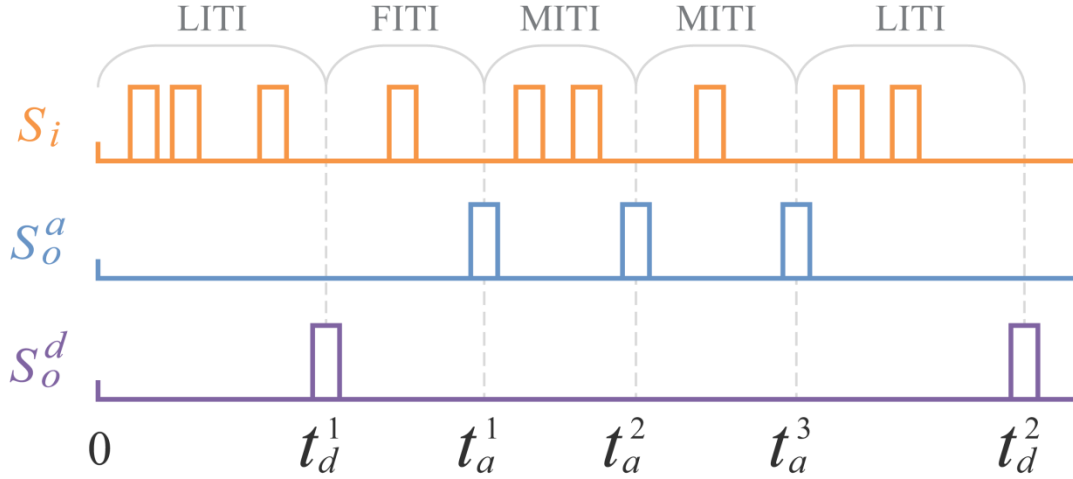


Fig.4. The divide of intervals for input spike train s_i . Based on a desired output train and an actual output train, the intervals of input spike train are divided in a DTI. In a DTI, the interval from first desired output spike to first actual output spike is first input time interval (FITI), e.g. $[t_d^1, t_d^1]$, the interval between first actual output spike and last actual spike is median input time interval (MITI), e.g. $[t_a^1, t_a^2]$ and $[t_a^2, t_a^3]$, the interval from last actual spike to next desired output spike is last input time interval (LITI), e.g. $[t_a^3, t_d^2]$ and $[0, t_d^1]$ that equals to a DTI in another DTI.

3.2 A simple direct selection and computation method of spikes

As for selection and computation of spikes, many algorithms including ReSuMe, SPAN, PSD and STKLR are all the same. For calculating distances between actual and desired output spikes to regulate weights, connections between input and output spikes which all have a relation with weights are used. Due to input spikes in one DTI (or ATI) produce a desired spike (actual spike), all input spikes in DTI (or ATI) are calculated generally when one output spike comes. There are two time intervals used, one is between an input spike and a desired spike, the other is between an input spike and an actual spike. For a DTI, Differences between the two time intervals with conversion and transformation or not are calculated to regulate a weight. As a result, every input spike before both last desired output spike and last actual output spike is calculated in twice, where the last input spike is in FITI or MITI of last DTI that has one actual output spike at least. One of above calculations is to increase value of the weight and the other one is to decrease the value. Basic rule of this method is that the weight is decreased if an actual spike is early than a desired spike while the weight is increased if an actual spike is early than a desired spike.

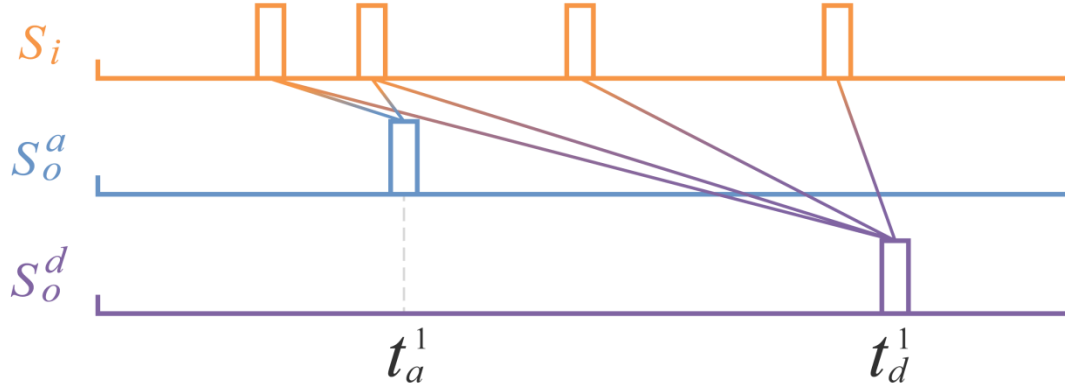


Fig.5. The traditional selection method of spikes. All input spikes in a DTI (or ATI) are calculated for the desired spike (actual spike), resulting from that these input spikes in one DTI (or ATI) produce the desired spike (actual spike).

The accuracy and efficiency of above rule have been proved by experiments of many algorithms, but problems of this rule still exist in actual calculation. As it can be seen in Fig.5, input spikes before actual output spike t_a^1 in GATI are used to decrease the weight while input spikes before a desired spike t_d^1 in this DTI is calculated to increase the weight. Due to t_a^1 is before than t_d^1 , the weight should be decreased. However, input spikes before t_a^1 in FITI are used twice, one is for increasing and the other one is for decreasing, while input spikes after t_a^1 but before t_d^1 in LITI are used just once for decreasing. As a result, the weight can be able to increase by traditional method, which is opposite to correct regulation that supervised layer desired. The reason is that numbers of input spikes used in two parts have difference. In this example, the number used for t_d^1 is more than for t_a^1 in DTI. Using common number of input spikes is necessary for offline learning of these algorithms. In other words, using different number of input spikes to regulate the weight is incorrect. With the same reason, there is also a mistake when t_d^1 is before than t_a^1 . Besides, online pattern of calculation using this rule can also be thought that overlaps exist locally [31, 33].

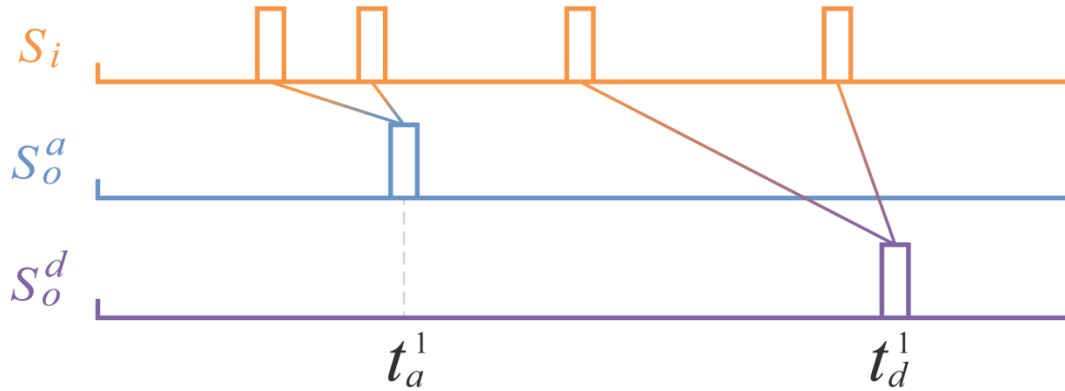


Fig.6. The simple direct selection and computation method (SDSCM) of spikes. Every input spike in each DTI or ATI is only used once to calculate regulated value of a synaptic weight directly, which can be seen as a result of two regulations, an increment made by a desired output spike and a decrement made by an actual output spike.

Actually, the rule of many algorithms used in online learning is same with in offline learning. For every input spike, the weight is decreased when firing time of first actual output spike after this input spike is before than the time of first desired output spike after this input spike while the weight is increased when firing time of the first actual output after this input spike is after than the time of first desired spike after this input spike. In other words, function of every input spike is certain for the weight in supervised learning with online pattern when firing time of actual output spike is obtained in a DTI. In one DTI, the time of input spikes can make a decision to increase or decrease the weight at an epoch. After one input spike, if first output spike is desired output spike, the weight could be increased; if first output spike is actual output spike, the weight could be increased. In this way, every input spike is only used once to calculate a difference directly, which amounts to that the number of

input spikes used for desired output spikes and the number of input spikes used for actual output spikes are same. This direct increment or decrement can be regard as a result of every input spike calculated twice. According to above analyses, a simple direct selection and computation method (SDSCM) of spikes in online pattern can be designed that one input spike is only used once depending on first output spike after this input spike. As for input spikes after all output spikes, they are not taken into calculation resulting from there are no output spikes after them and they have no effect on output spikes with a constant threshold. So, for example in Fig.5, input spikes in FITI before t_a^1 is used to increase the value of weight while input spikes after t_a^1 but before t_d^1 in LITI is used to decrease the value of weight. This simple selection method of spikes can be seen in Fig.6.

Due to the method of selection and computation is changed, an increment or a decrement of the weight for one input spike is certain. As a result, the relationship between changed value of a weight and the distance between an input spike and first output spike after this input spike should be constructed. A mathematical representation of traditional updating rule for a weight is given by

$$\frac{d}{dt} \omega(t) = [S_o^d(t) - S_o^a(t)] \int_0^\infty \kappa_{oi}(s) S_i(t-s) ds \quad (5)$$

, where $S_i(t)$ is input spike train, $S_o^a(t)$ is actual output train and $S_o^d(t)$ is desired output train. $\kappa_{id}(s)$ is a kernel for $S_o^d(t)$ and $S_o^a(t)$. Making an integral to both sides of Eq. (5) by t and multiply by one learning rate (LR), a following form using $\Delta\omega$ for offline pattern is expressed as:

$$\Delta\omega = \eta \left[\sum_{t_{in}^i \in S_i} \sum_{t_d^m \in S_o^d} \kappa_{oi}(s) - \sum_{t_{in}^i \in S_i} \sum_{t_a^n \in S_o^a} \kappa_{oi}(s) \right] \quad (6)$$

, where η denotes a LR . With continuous process of a neuron, one actual output spike emits as soon as membrane potential of a neuron reaches firing threshold setting. Due to online pattern of leaning algorithm, synaptic weights of neurons should be regulated at once when actual output spike is emitted. In other words, input spikes for it and a corresponding desired output spike can be ensured only after the time of one actual output spike is obtained for times of desired output spikes and input spikes are constant in one epoch of supervised learning, and then the function of an input spike for regulation of synaptic weights can be known. So, as for one output spike, input spikes before this output spike are taken into account. Besides, one condition that the number of spikes at an actual output train does not equal to number of spikes at a desired output train can occur, which usually make desired and actual output spikes could not be one to one correspondence [31]. For SDSCM, this condition can be seen that the time of spike which is corresponding at the other output spike train is positive infinity in computations. The regulation rule of synaptic weight for online pattern with SDSCM is given as

$$\Delta\omega = \eta \sum_{i=0}^j \kappa_{oi} \left(f(t_d^m, t_a^n) - t_{in}^i \right) \quad (7)$$

, where t_d^m , t_a^n denote times of first spike after firing time of input spike for desired output train and actual output train t_{in}^i respectively. $f(t_d^m, t_a^n)$ is a function to obtain the larger value of t_d^m , t_a^n .

3.3 Triple-spikes-driven based on proportion

Regulation rule combined with SDSCM of spikes in Eq. (7) also has problems. In Fig.6, if the length between an input spike and actual output spike of FITI is a constant in one DTI, the decrement of weight could not be changed with changed length of FITI; if the length between an input spike and actual output spike of LITI is a constant in one DTI, the increment of weight could not be changed with changed length of LITI. In other words, regulation rule combined with SDSCM of spikes in Eq. (7) lacks a function of two nearest output spikes for only intervals of input spikes and output spikes are calculated. For this problem, a proportion of two distances based on TSTD is used. TSTD is a variant of STD where latest spike of current output spike in one output spike train is taken into account, the formation of STD is

$$\Delta\omega = \begin{cases} \Delta\omega^+ = A^+ \exp\left(\frac{-\Delta t}{\tau^+}\right) & \text{if } \Delta t > 0 \\ \Delta\omega^- = A^- \exp\left(\frac{-\Delta t}{\tau^-}\right) & \text{if } \Delta t \leq 0 \end{cases} \quad (8)$$

, where $\Delta\omega$ denotes changed value of synaptic weight. $\Delta t = t_{post} - t_{pre}$ denotes the difference of timing between a presynaptic spike and a postsynaptic spike. t_{pre} is arrival time at presynaptic and t_{post} is arrival time at postsynaptic. A^+ and A^- denote parameters of potentiation and depression respectively. Besides, τ^+ and τ^- are constants. The formation of TSTDp is

$$\Delta\omega = \begin{cases} \Delta\omega^+ = A^+ \exp\left(\frac{-\Delta t}{\tau^+}\right) \left[A_2^+ + A_3^+ \exp\left(\frac{-\Delta t_2}{\tau_y}\right) \right] & \text{if } \Delta t > 0 \\ \Delta\omega^- = A^- \exp\left(\frac{-\Delta t}{\tau^-}\right) \left[A_2^- + A_3^- \exp\left(\frac{-\Delta t_3}{\tau_y}\right) \right] & \text{if } \Delta t \leq 0 \end{cases} \quad (9)$$

, where $\Delta\omega$ equals to $\Delta\omega^+$ when $t = t_{post}$ and $\Delta\omega$ equals to $\Delta\omega^-$ when time $t = t_{pre}$. $\Delta t_1 = t_{post(n)} - t_{pre(n)}$, $\Delta t_2 = t_{post(n)} - t_{post(n-1)}$ and $\Delta t_3 = t_{pre(n)} - t_{pre(n-1)}$ denote differences of timing between presynaptic spikes and postsynaptic spikes. A_2^+ , A_2^- , A_3^+ and A_3^- denote parameters of potentiation and depression, τ_y is a constant. Using the distance of a DTI or ATI between two output spikes in one spike train, distribution of values in TSTDp can be more approximate to biological data [34]. Moreover, TSTDp can also be reflex to BCM-like rules and has better performances in memoritive circuits [36, 37]. Being different from original method, a proportion is used to replace a difference. This proportion of distance also has ability to learning, which is same with the difference of distances. STDp based on the proportion of distance is shown in Fig7. Latest spike of original output train in TSTDp is altered to be the nearest output spike before an input spike calculated. Therefore, these distances are one input spike with their nearest output spikes. Due to only input spikes before one output spike for this output spike are used in online pattern, the second part of Eq. (9) rule is unused. With Eq. (8) can be seen as a type of kernel $\kappa_{oi}()$, the formation of an online supervised learning algorithm with SDSCM based on triple spikes can be expressed formally as:

$$\Delta\omega = \eta \sum_{i=0}^j \left\{ \kappa_{oi} \left(f(t_d^m, t_a^n) - t_{in}^i \right) \left[A_2^+ + A_3^+ \exp \left(\frac{- \left(f(t_d^m, t_a^n) - t_{in}^i \right)}{\tau_y \left(t_{in}^i - g(t_d^{m-1}, t_a^{n-1}) \right)} \right) \right] \right\} \quad (10)$$

, where $g(t_d^{m-1}, t_a^{n-1})$ is a function to obtain the larger number between t_d^{m-1} and t_a^{n-1} . If $m=1$ or $n=1$, $t_d^{m-1} = 0$ or $t_a^{n-1} = 0$ respectively. To avoid an effect of above problem directly, alone part of traditional regulation is removed by setting parameter A_2^+ to 0. The formation of this algorithm is changed to:

$$\begin{aligned} \Delta\omega &= \eta \sum_{i=0}^j \left\{ \kappa_{oi} \left(f(t_d^m, t_a^n) - t_{in}^i \right) \left[0 + A_3^+ \exp \left(\frac{- \left(f(t_d^m, t_a^n) - t_{in}^i \right)}{\tau_y \left(t_{in}^i - g(t_d^{m-1}, t_a^{n-1}) \right)} \right) \right] \right\} \\ &= \eta \cdot A_3^+ \sum_{i=0}^j \left[\kappa_{oi} \left(f(t_d^m, t_a^n) - t_{in}^i \right) \exp \left(\frac{- \left(f(t_d^m, t_a^n) - t_{in}^i \right)}{\tau_y \left(t_{in}^i - g(t_d^{m-1}, t_a^{n-1}) \right)} \right) \right] \end{aligned} \quad (11)$$

. As a result, A_3^+ can be seen as a constant combined with η by setting $A_3^+ = 1$ in each regulation. Then, the formation of this algorithm is changed to:

$$\Delta\omega = \eta \sum_{i=0}^j \left[\kappa_{oi} \left(f(t_d^m, t_a^n) - t_{in}^i \right) \exp \left(\frac{-\left(f(t_d^m, t_a^n) - t_{in}^i \right)}{\tau_y \left(t_{in}^i - g(t_d^{m-1}, t_a^{n-1}) \right)} \right) \right] \quad (12)$$

Therefore, an algorithm using difference and proportion is made, which can also be seen as one method with a product of kernels. With SDSCM of triple spikes using a difference and a proportion, this algorithm can be called simple direct triple-spike-driven (SDTSD).

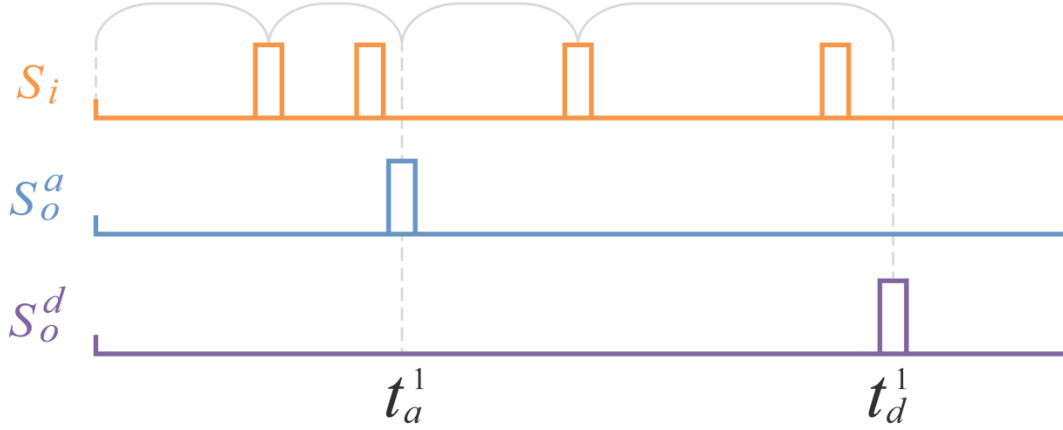


Fig.7. The simple direct selection method of triple spikes

4. Results of simulations

SNNs with architecture of two neuronal layers are used in simulations, and neurons are above described SRM. Due to experiments in this research are used to simulate SNNs by computer programs with discrete running time, spiking neurons in these programs have to progress in a discrete mode. The discrete precision of spiking neuron as one parameter is 0.1 ms in this paper. Besides, as it is shown in Table1, values of parameters of SRM applied in these experiments are listed: time constant of postsynaptic potential $\tau = 7\text{ms}$, time constant of refractory period $\tau_R = 80\text{ms}$, neuronal threshold $\vartheta = 1\text{mV}$, and length of absolute refractory period $t_R = 1\text{ms}$. Parameters of SDTSD are $\tau^+ = 7\text{ms}$ and $\tau_y = 7\text{ms}$. In considering of the distance between an input spike and its first output spike after it, many computational methods can be used for $\kappa_{oi}()$. Here, a calculation method varied from STDP rule based on a Laplace kernel as a example is used, where two parts of STDP is changed from the time of input spike and the time of actual output spike or input spike and desired output spike to the time of input spike and the first output spike after this input spike. In order to evaluate learning performances quantitatively and directly, correlation-based measure C which used in many papers [18, 23, 25, 31, 32, and 35] is set to measure the distance between desired and actual output spike trains. The computational formula of C after each learning epoch is

$$C = \frac{v_a \cdot v_d}{|v_a| |v_d|} \quad (14)$$

, where v_a and v_d are vectors representing of actual output and desired spike trains with a Gaussian low-pass filter, $v_a \cdot v_d$ is an inner product of v_a and v_d , and $|v_a|$, $|v_d|$ are vector modules respectively. Successful learning is accomplished when C equals to one. Besides, an efficiency function of epochs is also constructed. Maximum C only could be replaced when C is greater than original one and average increment of C for every epoch from original one to the greater is greater than 10^{-5} .

Table 1 Value of SRM neurons' parameters				
Parameters	τ	τ_R	t_R	ϑ
Value	7ms	80ms	1ms	1mV

4.1 Two learning examples of SDTSD

In this section, two learning examples are carried on to prove capabilities of SDTSD in online pattern through training

SNNs to emit desired spatial-temporal spike trains. One is a simple example and the other is a complex example. Learning process, learning accuracy and synaptic weights are investigated in every example.

4.2. Influences of learning factors

With more complex network, learning results of complex example are worse than that of simple one in section 4.1. Complexities of second example are shown in different values of some factors of SNN. So these factors may have influences on learning capabilities of SDTSD respectively. In this section, influences of learning factors such as iterative learning epoch, number of input neurons, LR , length of spike trains and Poisson rate of spike trains are investigated on learning results. Besides, SDTSD in offline pattern might have the same capability of supervised learning with SDTSD in online pattern. In order to compare learning performances between two patterns, experiments of SDTSD with offline pattern are carried out at the same time.

4.2.1 Influence of iterative learning epoch

4.2.2 Influence of learning rate

4.2.3 Influence of number of input neuron

4.2.4 Influence of length of spike trains

4.2.5 Influence of Poisson rate of spike trains

4.3 Comparison of SDTSD and other algorithms

SDTSD in online pattern has an ability to learn effectively and has advantages apparently than offline pattern of SDTSD in some certain conditions, but other existing algorithms can also have an ability to learn well. To demonstrate advantages of SDTSD in online pattern, some algorithms including offline pattern of SDTSD are used to compare with SDTSD in this section, such as ReSuMe, SPAN and nSTK. Except offline pattern of SDTSD comprehensively compared for different patterns, a reason of these algorithms are selected to compare is that they are different types of typical algorithms. ReSuMe is based on synapse plasticity; SPAN uses convolutions of spike trains; nSTK is an algorithm of kernel functions for spike trains; Supervised learning algorithms based on gradient descent are not used for they have been developed mostly for simple neuron models lonely, which require analytical expression of state variables and cannot be applied to various neuron models [32]. Besides, some algorithms such as FILT are not used to compare for they are only adaptive to one type of neuronal models. As a result, algorithms compared in this paper are not limited by neuronal models and adaptive to all spiking models. Parameters of ReSuMe in [23] are $\alpha = 0.001$, an amplitude $A^+ = 1$ and time constant of a learning window $\tau = 7$ ms. The convolution kernel function of SPAN is Laplace kernel where time constant of learning window $\tau = 7$ ms. The nonlinear kernel function used in learning rule for nSTK algorithm is Laplace kernel and its parameter σ is selected as 7 ms. Compared experiments of SDTSD and other algorithms in online pattern can be taken with transitional length and Poisson rates of spike trains respectively. Because length and Poisson rates of spike trains have obvious effects on accuracy and efficiency of SDTSD.

4.3.1 Comparison of SDTSD in online and offline patterns

4.3.2 Comparison of SDTSD and other algorithms with transitional length of spike trains

Table 2

Learning results of algorithms with transitional length of spike trains

Algorithm	200ms			400ms			600ms			800ms			1000ms			1200ms		
	LR	C	Epoch	LR	C	Epoch	LR	C	Epoch	LR	C	Epoch	LR	C	Epoch	LR	C	Epoch
ReSuMe	0.00220	0.948	1210	0.00140	0.847	1918	0.00100	0.768	1717	0.00080	0.716	1893	0.00060	0.646	2320	0.00050	0.607	2315
SPAN	0.00024	0.887	1434	0.00008	0.801	1920	0.00006	0.692	2554	0.00005	0.663	2421	0.00004	0.614	2978	0.00003	0.587	3032
nSTK	0.00245	0.941	1036	0.00130	0.849	1376	0.00095	0.769	1663	0.00075	0.704	1889	0.00060	0.647	2129	0.00055	0.608	2407
SDTSD	0.00190	0.978	1022	0.00100	0.935	2067	0.00075	0.887	2239	0.00060	0.837	2417	0.00055	0.781	2839	0.00050	0.749	2830

Table 3

Learning results of algorithms with transitional length of spike trains

Algorithm	200ms			400ms			600ms			800ms			1000ms			1200ms		
	LR	C	Epoch	LR	C	Epoch	LR	C	Epoch	LR	C	Epoch	LR	C	Epoch	LR	C	Epoch
ReSuMe	0.051	0.947	747	0.027	0.863	477	0.022	0.774	607	0.0142	0.719	822	0.0125	0.638	465	0.0105	0.607	785
SPAN	0.0036	0.895	543	0.0016	0.796	949	0.001	0.720	1063	0.0008	0.668	1289	0.00065	0.619	1261	0.00045	0.574	1289
nSTK	0.053	0.95	611	0.03	0.870	561	0.024	0.775	492	0.0151	0.697	750	0.014	0.657	553	0.0105	0.602	1101
SDTSD	0.0385	0.981	713	0.025	0.953	892	0.018	0.893	1072	0.0138	0.836	1015	0.0122	0.789	890	0.0100	0.761	1026

4.3.3 Comparison of SDTSD and other algorithms with transitional Poisson rate of spike trains

Table 4

Learning results of algorithms with transitional Poisson rates of spike trains

Algorithm	50Hz			100 Hz			150 Hz			200 Hz			250 Hz			300 Hz		
	LR	C	Epoch	LR	C	Epoch	LR	C	Epoch	LR	C	Epoch	LR	C	Epoch	LR	C	Epoch
ReSuMe	0.00220	0.955	1079	0.00140	0.847	1918	0.00100	0.783	1201	0.00080	0.744	1299	0.00060	0.713	1515	0.00050	0.712	1475

SPAN	0.00024	0.901	1301	0.00008	0.801	1920	0.00006	0.709	2130	0.00005	0.659	1864	0.00004	0.653	2056	0.00003	0.641	2551
nSTK	0.00245	0.951	1218	0.00130	0.849	1376	0.00095	0.788	1585	0.00075	0.753	1825	0.00060	0.723	1943	0.00055	0.710	1586
SDTSD	0.00190	0.983	1234	0.00100	0.935	2067	0.00075	0.884	1700	0.00060	0.838	1347	0.00055	0.808	1553	0.00050	0.797	1494

Table 5

Learning results of algorithms with transitional Poisson rates of spike trains

Algorithm	20Hz			40Hz			60Hz			80Hz			100Hz			120Hz		
	LR	C	Epoch	LR	C	Epoch	LR	C	Epoch	LR	C	Epoch	LR	C	Epoch	LR	C	Epoch
ReSuMe	0.027	0.863	477	0.0083	0.846	1218	0.0035	0.848	1461	0.0018	0.855	1709	0.00140	0.847	1918	0.0012	0.841	1891
SPAN	0.0016	0.796	949	0.0006	0.785	1530	0.0003	0.804	1652	0.00013	0.789	1828	0.00008	0.801	1920	0.00005	0.792	2056
nSTK	0.03	0.870	561	0.0085	0.844	1287	0.0038	0.857	1403	0.0020	0.852	1689	0.00130	0.849	1376	0.0001	0.843	1572
SDTSD	0.025	0.953	892	0.0080	0.936	1362	0.0032	0.939	1526	0.0015	0.941	1717	0.00100	0.935	2067	0.00075	0.929	2010

5. Discussion

6. Conclusion and future work

An online supervised learning algorithm based on triple spikes with spiking times for SNNs is presented. The algorithm combines advantages of simple direct computation of triple spikes and online pattern, regulating weights at times of output spikes during running process. It can be seen from experiments that SDTSD is an effective and efficient supervised learning algorithm which can make SNNs emit actual output spikes at desired times almost.

Acknowledgments

Firstly, we thank editors and reviewers for this manuscript. Then we thank members of Urbaneuron lab for discussions of this manuscript; we are also grateful to Ziyi Chen for designing images. Funding: The work is supported by the National Natural Science Foundation of China under Grants nos. 51878516, 61165002 and 61762080. Competing interests: The authors declare no conflict of interest.

References

- [1] Kandel, Eric R., James H. Schwartz, et al. Principles of neural science [M]. New York: McGraw-hill, 2000.
- [2] S.M. Bohte, The evidence for neural information processing with precise spike times: a survey, Nat. Comput. 3 (2) (2004) 195–206.
- [3] Butts D A, Weng C, Jin J, et al. Temporal precision in the neural code and the timescales of natural vision [J]. Nature, 2007, 449(7158): 92–95.
- [4] W. Maass, Networks of spiking neurons: the third generation of neural network models, Neural Networks. 10 (9) (1997) 1659–1671.
- [5] Gerstner W, Kistler W M. Spiking neuron models: Single neurons, populations, plasticity [M]. Cambridge university press, 2002.
- [6] W. Maass, Lower bounds for the computational power of networks of spiking neurons, Neural Comput. 8 (1) (1996) 1–40.
- [7] Rekabdar, Banafsheh, et al. "An Unsupervised Approach to Learning and Early Detection of Spatio-Temporal Patterns Using Spiking Neural Networks." Journal of Intelligent & Robotic Systems 80.1 (2015): 83–97.
- [8] Kerr, Dermot, et al. "A biologically inspired spiking model of visual processing for image feature detection." Neurocomputing 158 (2015): 268–280.
- [9] Cao, Zhiqiang, et al. "Spiking neural network-based target tracking control for autonomous mobile robots." Neural Computing & Applications 26.8 (2015): 1–9.
- [10] Knudsen, E. I. "Supervised learning in the brain." Journal of Neuroscience the Official Journal of the Society for Neuroscience 14.7 (1994): 3985–3997.
- [11] R.C. Miall, and D.M. Wolpert. "Forward Models for Physiological Motor Control." Neural networks: the official journal of the International Neural Network Society 9.8 (1996): 1265.
- [12] Farries, M. A., and A. L. Fairhall. "Reinforcement learning with modulated spike timing dependent synaptic plasticity." Journal of Neurophysiology 98.6 (2007): 3648–3665.
- [13] Frémaux, N, H. Sprekeler, and W. Gerstner. "Functional requirements for reward-modulated spike-timing-dependent plasticity." Journal of Neuroscience the Official Journal of the Society for Neuroscience 30.40 (2010): 13326–13337.
- [14] Gardner, Brian. "Learning Temporally Precise Spiking Patterns through Reward Modulated Spike-Timing-Dependent Plasticity." International Conference

- on Artificial Neural Networks and Machine Learning ICANN Springer-Verlag New York, Inc. 2013:256-263.
- [15]X. Lin, X. Wang, N. Zhang, H. Ma, Supervised learning algorithms for spiking neural networks: a review, *Acta Electron. Sin.* 43 (3) (2015) 577–586.
- [16]S.M. Bohte, J.N. Kok, H.L. Poutre. Error-backpropagation in temporally encoded networks of spiking neurons, *Neurocomputing* 48 (1) (2002) 17–37.
- [17]S. Ghosh-Dastidar, H. Adeli. A new supervised learning algorithm for multiple spiking neural networks with application in epilepsy and seizure detection, *Neural Netw.* 22 (10) (2009) 1419–1431.
- [18]Y. Xu, X. Zeng, L. Han, J. Yang. A supervised multi-spike learning algorithm based on gradient descent for spiking neural networks, *Neural Netw.* 43 (2013) 99–113.
- [19]Hebb, D. O. "The organization of behavior; a neuropsychological theory." *Journal of the American Medical Association* 143.1 (2005):74-76.
- [20]Song, S., K. D. Miller, and L. F. Abbott. "Competitive Hebbian learning through spike-timing-dependent synaptic plasticity." *Nature Neuroscience* 3.9(2000):919.
- [21]N. Caporale, Y. Dan, Spike timing-dependent plasticity: a hebbian learning rule, *Annu. Rev. Neurosci.* 31 (2008) 25–46.
- [22]J.J. Wade, L.J. McDaid, J.A. Santos, H.M. Sayers, SWAT: a spiking neural network training algorithm for classification problems, *IEEE Trans. Neural Netw.* 21 (11) (2010) 1817–1830.
- [23]F. Ponulak, A. Kasinski, Supervised learning in spiking neural networks with resume: sequence learning, classification, and spike shifting, *Neural Comput.* 22 (2) (2010) 467–510.
- [24]F. Ponulak, Analysis of the ReSuMe learning process for spiking neural networks, *Int. J. Appl. Math. Comput. Sci.* 18 (2) (2008) 117–127.
- [25]X. Lin, X. Wang, Z. Hao. Supervised learning in multilayer spiking neural networks with inner products of spike trains, *Neurocomputing.* 237 (2017) 59-70.
- [26]A. Camell, D. Richardson, linear algebra for time series of spikes, in: *ESANN*, 2005, pp. 363–368.
- [27]A. Mohammed, S. Schliebs, S. Matsuda, N. Kasabov, Span: spike pattern association neuron for learning spatio-temporal spike patterns, *Int. J. Neural Syst.* 22 (4) (2012) 786–803.
- [28]Q. Yu, H. Tang, K.C. Tan, H. Li, Precise-spike-driven synaptic plasticity: learning hetero-association of spatiotemporal spike patterns, *PLoS One* 8 (11) (2013) e78318.
- [29]X. Lin, X. Wang, X. Dang. "A New Supervised Learning Algorithm for Spiking Neurons Based on Spike Train Kernels." *Acta Electronica Sinica* 44.12(2016):2877-2886.
- [30]Brian G, Andr G. Supervised Learning in Spiking Neural Networks for Precise Temporal Encoding: [J]. *Plos One*, 2016, 11(8): e0161335.
- [31]Yan, Xu, Y. Jing, and S. Zhong. "An online supervised learning method based on gradient descent for spiking neurons." *Neural Networks the Official Journal of the International Neural Network Society* 93(2017):7-20.
- [32]Lin X, Zhang N, Wang X. An Online Supervised Learning Algorithm Based on Nonlinear Spike Train Kernels[C]// *International Conference on Intelligent Computing*. Springer International Publishing, 2015:106-115.
- [33]Yan, X. U., and J. Yang. "Research on Affect Factors of Spiking Neuron Sequence Learning Method." *Computer Engineering* 41(11) (2015):194-201.

- [34]Pfister JP, Gerstner W. Triplets of spikes in a model of spike timing-dependent plasticity [J]. Journal of Neuroscience, 2006, 26(38):9673-9682.
- [35]Lin X, Chen G, Wang X, et al. An Improved Supervised Learning Algorithm Using Triplet-Based Spike-Timing-Dependent Plasticity[C]// International Conference on Intelligent Computing. Springer International Publishing, 2016:44-53.
- [36]Gjorgjieva J, Clopath C, Audet J, et al. A triplet spike-timing-dependent plasticity model generalizes the Bienenstock-Cooper-Munro rule to higher-order spatiotemporal correlations. [J]. Proceedings of the National Academy of Sciences of the United States of America, 2011, 108(48):19383.
- [37]Rahimi A M, Alsaarawi S, Abbott D, et al. A neuromorphic VLSI design for spike timing and rate based synaptic plasticity. [J]. Neural Networks, 2013, 45(5):70-82.