

Practical Verifiable In-network Filtering for DDoS defense

Deli Gong^{*1}, Muoi Tran^{*1}, Shweta Shinde¹, Hao Jin², Vyas Sekar³, Prateek Saxena¹, Min Suk Kang¹

¹National University of Singapore, {gongdeli, muoitran, shweta24, prateeks, kangms}@comp.nus.edu.sg

²Texas A&M University, jinhaonju@gmail.com

³Carnegie Mellon University, vsekar@andrew.cmu.edu

Abstract

In light of ever-increasing scale and sophistication of modern DDoS attacks, we argue that it is time to revisit *in-network filtering* or the idea of empowering DDoS victims to install in-network traffic filters in the upstream transit networks. Recent proposals have suggested that filtering DDoS traffic at a small number of large transit networks on behalf of remote DDoS victims can handle large volumetric attacks effectively. However, even if a transit network wishes to offer filtering services to remote DDoS victims, there still remains a practical issue of the *lack of verifiable filtering* — no one can check if the filtering service executes the filter rules correctly as requested by the DDoS victims. Without filtering verifiability, neighbor autonomous systems (ASes) and DDoS victims cannot detect when filtering is executed poorly or unfairly discriminates neighbor ASes. In this paper, we show the technical feasibility of verifiable in-network filtering, called VIF, that offers filtering verifiability to DDoS victims and neighbor ASes. We utilize Intel SGX as a feasible root of trust. As a practical deployment model, we suggest that Internet exchange points (IXPs) are the ideal candidates for the early adopters of our verifiable filters due to their central locations and flexible software-defined architecture. Our proof of concept demonstrates that a single VIF filter can handle nearly 10 Gb/s traffic and execute up to 3,000 filter rules. We show that VIF can easily scale to handle larger traffic volume (e.g., 500 Gb/s) and more complex filtering operations (e.g., 150,000 filter rules) by parallelizing SGX-based filters. Furthermore, our large-scale simulations of two realistic attacks (i.e., DNS amplification, Mirai-based flooding) show that only a small number (e.g., 5–25) of large IXPs are needed to offer the VIF filtering service to handle the majority (e.g., up to 80–90%) of DDoS traffic.

1 Introduction

Distributed denial-of-service (DDoS) attacks are highly prevalent. In the last decade, new attack strategies such as

amplification [67] and new attack sources such as IoT devices [83] have surfaced, which have resulted in attacks of extremely high volume [81].

A large number of DDoS defenses have been extensively studied over the past two decades. Among them, arguably the most effective defense against the ever-increasing scale of DDoS attacks, which also happens to be one of the oldest and simplest ideas, is *in-network filtering* or allowing DDoS victims to install traffic filters nearer to attack sources. This idea was proposed in early efforts (e.g., Pushback [52], D-WARD [56], AITF [11]) and has repeatedly re-surfaced in standardization committees (e.g., see the recent DDoS Open Threat Signaling [58]).

Dropping suspicious packets closer to the attack sources at the requests of DDoS victims is desirable because it (1) reduces wasted traffic on downstream ISPs, thereby reducing overall network bandwidth and cost of routing malicious traffic; and (2) has the potential to handle ever-increasing attack volume (e.g., several Tb/s) since attack volume at each distributed filtering point can be much lower than the aggregated volume at the victim [11].

Unsurprisingly, there is renewed interest in the community on revisiting in-network filtering solutions. Indeed, a recent DDoS defense architecture, called SENSS [66], suggests that the traffic filters installed directly by the remote DDoS victims at a few large transit ISPs can prevent most of the volumetric attack traffic from flooding the victim networks.

Problem. We argue, however, that the *lack of verifiability* would render the in-network filtering services impractical. A transit network that offers in-network filtering service (which we call a filtering network) may claim that packets are dropped only based on the filter rules submitted by the DDoS victim networks; however, in practice, the DDoS victim networks *cannot* verify if this claim is true. Moreover, there is no clear way for the direct neighbor autonomous systems (ASes) of the filtering network to determine how and why their packets are dropped by the filtering network. For example, a malicious filtering network can easily compro-

*These authors contributed equally to the work

mise a filter rule [Drop 50% of HTTP flows destined to the victim network] requested by a DDoS victim, as illustrated in Figure 1. First, the malicious filtering network can silently discriminate its neighbor upstream ASes by applying arbitrarily modified filter rules (e.g., dropping 80% of HTTP traffic from AS A but only 20% from AS B) based on its business preference (say, AS A is AT&T and B is Comcast).¹ Worse yet, the filtering network can also perform the requested filter rules inaccurately (e.g., drop only 20% HTTP traffic on average) to save its filtering resources while claiming the faithful execution of the requested rules. Unfortunately, the neighbor ASes and the victim networks cannot detect such misbehaviors in practice and thus are only forced to *blindly trust* the in-network filtering services.

In this paper, we offer the first technical means of the strong verifiability of filtering operations and develop a practical and scalable in-network filtering system, called VIF.² VIF has a generic architecture designed for any transit networks (e.g., Tier-1 or large Tier-2 ISPs); yet, as the first deployment model, we suggest to deploy it in major Internet exchange points (IXPs). In the last decade, IXPs have become the central infrastructure of the global Internet connectivity [9, 17], with large IXPs handling daily traffic volumes comparable to those carried by the largest Tier-1 ISPs, which makes the IXPs the perfect candidates for our verifiable filtering service [27]. Moreover, unlike the slowly evolving traditional transit ISPs, IXPs are more flexible in integrating with software-defined architecture [39], thus easily providing new value-added services (e.g., fine-grained inter-domain access control [37], traffic engineering [26]). Specifically, we exploit software networking functions running on commodity hardware (also called network function virtualization or NFV) [21] and trusted hardware primitives, such as Intel SGX [23] and Arm TrustZone [12], which are widely available in commercial off-the-shelf (COTS) server platforms; see Microsoft and Google’s SGX-based cloud platforms [68, 64].

Challenges. However, NFV and SGX by themselves are not a panacea, but merely enablers for verifiable filters and we identify three key technical challenges to realize the VIF vision in practice:

- **Auditability.** Trusted hardware based integrity guarantee for filter logic alone is insufficient since the correct filtering operations are also affected by *external* inputs to the filter (e.g., incoming packet order, time clock feeds), which can be controlled by a malicious filtering network to indirectly modify the filter operations.
- **Scalability.** To scale out the filter capacity for large volumetric attacks, parallelization with multiple SGX-based

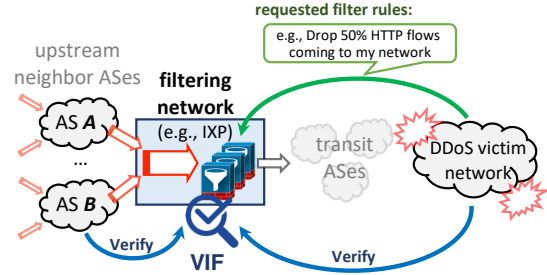


Figure 1: Example of in-network filtering in the center of the Internet. VIF enables the direct upstream neighbors and the DDoS victim to *verify* if the filtering network executes the requested filter rules correctly.

trusted filters is required; however, some necessary network components for parallelization (e.g., traffic load balancers) are inevitably untrusted. Moreover, distributing filter rules across multiple trusted filters creates an optimization challenge, which involves two dimensions of resource constraints.

- **Bypass resistance.** Installing auditable filters is still not sufficient because a malicious filtering network (e.g., an IXP running VIF) can still bypass the auditable filters by reconfiguring its network and avoid using the auditable filters for adversary-selected packets.

Approach and Contributions. VIF’s design makes the following key contributions to address these aforementioned challenges:

- We analyze the requirements for auditable filters, particularly, their reliance on the external inputs to the filters, which can be controlled by malicious filtering networks (§4.1). Our key insight is that it is sufficient that traffic filters are *stateless* for auditable filter operations. We demonstrate that an efficient *line-rate* implementation (nearly 10 Gb/s throughput performance per SGX platform) of the auditable traffic filters with the SGX support is possible with several system optimizations (§6). Moreover, to minimize the reliance on the confidentiality guarantees of SGX, VIF filters are designed to store no private data within an SGX’s protected memory region, called *enclave*, except a minimal number of session keys;
- For highly scalable filtering architecture, we implement a dynamic filter rule distribution algorithm across multiple trusted filters and untrusted network components [62, 30] (§4.2). We implement a heuristic that can quickly reconfigure a large number of filter rules (e.g., 150,000 filter rules) and a large volume of incoming traffic (e.g., the total volume of 500 Gb/s) with trusted filter instances (e.g., 50 filters); and
- To handle bypass attempts, we implement an effective bypass detection that relies on the accountable packet logs (with an efficient sketch implementation) measured inside the SGX enclave (§4.3). The packet logs can be used to

¹Discrimination and dispute among transit ISPs are not a new problem (e.g., [86]); however, it can be easily exacerbated if transit networks start dropping packets for the sake of DDoS defense.

²VIF stands for ‘Verifiable In-network Filtering’.

identify packet drops/injections outside of the auditable filters with a simple fault localization protocol; e.g., [10].

These results suggest the technical feasibility of the practical and verifiable in-network filtering system at IXPs. We hope that this result can provide the necessary fillip for the renewed interest in practical in-network filtering mechanisms as architectural solutions to ever-increasing DDoS threats.

2 Background and Motivation

We present a case for why in-network filtering is worth reconsidering and why Internet exchange points (IXPs), among other transit infrastructure, are the ideal places to introduce our verifiable in-network filtering. We then review recent technical advances in trusted execution environment techniques, specifically, Intel SGX.

2.1 Case for In-network Filtering

The idea in-network filtering has been the core idea of many DDoS mitigation proposals. There are two prominent approaches to implementation: dynamic filtering and capability-based approaches. Dynamic filtering suggests that the destination ISP requests the ISPs on the forwarding paths to install filter rules at the time of attack, for instance as proposed in Pushback [52], D-WARD [56], AITF [11], StopIt [50]. Capability-based approaches embed capabilities in the packet flows, which can be controlled by the destination hosts to authorize flows in upstream, as proposed in SIFF [84], TVA [85], and Portcullis [61].

Closest to our work is the recent SENSS defense architecture by Ramanathan et al. [66]. SENSS proposes to install DDoS-victim submitted filters at a small number of major ISPs. Ramanathan et al. show that in-network filtering at only four major ISPs in the US would have stopped the Dyn attack happened in 2016 [87]. SENSS also suggests an automated payment channel between a DDoS victim and a filtering ISP so that the ISP can get compensation for the extra filtering tasks. Although the idea is solid and evaluation is promising, the SENSS proposal lacks the filtering verifiability and thus allows several undetectable misbehaviors of the filtering ISPs.³

Recent push from industry. In the past few years, there has been a push from industry to realize the idea of in-network filtering. For example, Huawei has been proposing its global inter-ISP platform that enables in-network filtering between participating ISPs via its cloud-based centralized mediator [42]. Team Cymru proposed a volunteer-based filtering service [8]. The IETF DDoS Open Threat Signaling (DOTS) working group has developed protocols

³Ramanathan et al. [66] sketch a reputation-based mitigation, which can be used together with our VIF proposal.

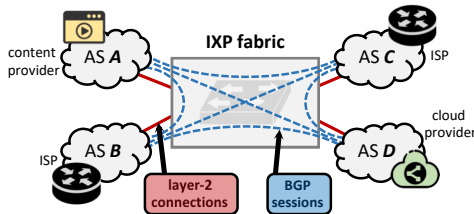


Figure 2: IXP overview.

for outsourced filtering operations between ISPs [58]. Unfortunately, these initiatives have neglected the issue of lack of verifiability.

2.2 Internet Exchange Points (IXPs)

IXPs are physical locations where multiple autonomous systems (ASes) to peer and exchange traffic and BGP routes. As Figure 2 illustrates, an IXP is a large layer-2 fabric and connects ASes (e.g., ISPs, content providers, cloud providers) in close proximity. IXPs provide great convenience to ASes in making peering relationship with many (e.g., hundreds or thousands) other ISPs without the hassle of individual bilateral agreements. Each participating AS (or a *member AS*) exchanges BGP routes and directs traffic to other participants over the layer-2 IXP fabric. The Internet currently has more than 600 globally distributed IXPs [3] and some large IXPs carry as much traffic as Tier-1 ISPs [9, 17].

Recently, as more video content providers and large cloud providers rely on IXPs for lower cost but faster transit of their traffic, emerging *value-added services* are expected from IXPs; e.g., application-specific peering, inbound traffic engineering, wide-area server load balancing, and redirection through middleboxes [39]. New innovation for these value-added services has been possible because IXPs have a flexible architecture model (especially, compared to traditional transit networks, such as ISPs). An IXP usually consists of a single data center in a single physical facility; thus, software-based architecture available for data centers can be easily adopted; see software-defined IXPs [39, 37, 38].

Due to their topological centrality, however, IXPs unfortunately often suffer from collateral damage when other networks are targeted by DDoS attacks [65]. Worse yet, IXPs are sometimes directly targeted by DDoS attacks; see an attack incident in 2016 against multiple IXPs: AMS, LINX, and DE-CIX [16]. A traffic filtering service could easily be a natural next value-added service for IXPs [27].

2.3 Intel SGX Summary

Traditional hardware-trust based isolated execution techniques (e.g., TPM based approaches [54]) enable the secure execution of network functions deployed on the untrusted remote computing platform (e.g., cloud servers). More recently, new trusted computing hardware has become much easier to use and deploy for user-level applications. Specifically, Intel Software Guard Extension (SGX) [23, 55] (and

similar primitives) is a recent architectural feature that allows secure execution of a program on a computing infrastructure in control of an adversarial operator. SGX supports secure execution of a user-level program with no modification of underlying commodity software stacks [73, 15, 13]. Particularly, it offers isolated execution of the application logic in a protected memory region, called an *enclave* memory, and allows remote attestation for remote audits for the correctness of the logic. The remote attestation feature allows a third party to be convinced that the correct application code has been loaded in an enclave. In general, a verifier issues an attestation challenge to the enclave application. The enclave then provides a report, which is cryptographically signed with the attestation key of the SGX hardware. Next, the attestation report is verified by the Intel Attestation Service (IAS), which is distributed globally [43]. Recently, Intel also allows *anyone*, who gets a certificate from Intel, to run their own remote attestation services and verify the attestation report [5].

3 Threat Model

Our threat model considers a malicious filtering IXP that manipulates the victim-submitted filter rules, which we call *filter-rule violation attacks*. Let us consider a filter rule R requested by a victim network. The malicious filtering IXP may manipulate R arbitrarily into a different filter rule R' and apply it to all traffic destined to the victim network. Also, the malicious filtering IXP may apply different modified rules R'_1, R'_2, \dots for different traffic groups (e.g., packets delivered via different member ASes). This attack capability is already available for filtering IXPs in all existing in-network filtering proposals (e.g., [66]) since they do not offer the verification of the filtering operations.

3.1 Attack goals

We present two notable attack goals, where the manipulation of filter rules at a filtering IXP can seriously disrupt the packet forwarding services for the member ASes (i.e., direct neighboring ASes) and the remote DDoS victim networks.

[Goal 1] Discriminating member ASes. Member ASes expect reliable packet forwarding from their IXP. Yet, when the IXP offers filtering services for the sake of DDoS defense, the packet forwarding service can be silently degraded differently for different member ASes.

Let us revisit our example in Section 1; i.e., $R = [\text{Drop } 50\% \text{ of HTTP flows destined to victim network}]$. The IXP that executes R can apply *modified* filter rules for each member AS based on its own business preference. Thus, instead of applying the same original rule R , the IXP may apply $R'_A = [\text{Drop } 20\% \text{ of HTTP flows destined to victim network}]$ for traffic flows delivered by A and $R'_B = [\text{Drop } 80\% \text{ of HTTP flows destined to}$

victim network] for traffic flows delivered by B . Such discriminatory filtering is hard to detect because individual member AS A and B do not even know the unmodified rule R and, even if they know R , they cannot determine if the traffic filter applied to their packets is R .

Note that considering that ISPs already often discriminate their neighboring networks by intentionally choking bandwidth of certain peers for their economic benefit [86], the above-mentioned discrimination attack is highly anticipated.

[Goal 2] Reducing operational cost with inaccurate filtering. To reduce the operational cost (e.g., network, filtering cost), the malicious filtering IXP may violate the filter rules submitted by the DDoS victims. In the same example $R = [\text{Drop } 50\% \text{ of HTTP flows destined to the victim network}]$, consider that the malicious IXP wants to use *only* 10 Gb/s of its filtering capacity for the rule R while total incoming traffic of 50 Gb/s should be sent to the filters. To achieve this, the IXP can send only 10 Gb/s traffic to its filters and execute the unmodified rule R . For the rest of the 40 Gb/s traffic, however, the IXP can apply any arbitrary packet drop at the switch fabric *without* using the filtering capacity. In the extreme cases, the malicious IXP can allow or drop all the 40 Gb/s traffic. Since the victim network has no information about the incoming traffic arrived at the IXP, it cannot directly detect this attack.

This attack can be particularly profitable to the filtering IXP when it receives economic compensation for the filtering work from the DDoS victim based on the number of filter rules, as suggested by SENSS [66]. Discussion on the economic incentive for the filtering IXPs though is out of the scope of this paper.

3.2 Desired Property: Filtering Verifiability

To remove the attack capabilities required for these attacks, the in-network filtering service at IXPs desires to have *filtering verifiability*. A filter rule R is said to be verifiable if any modification of the rule R and its execution by the filters at an IXP can be detected by the victim networks or the direct neighbor ASes.

Note that the filtering verifiability property is beneficial to benign IXPs as well because they can easily provide assurance of the correct filtering operations to their member ASes and DDoS victims.

Impractical solution: large-scale collaboration. It is worth noting that it is indeed possible (but *impractical*) to detect the filter rule violation attacks without the proposed verifiability property provided by the filter itself. In particular, if *all* the member ISPs and the victim networks are honest (i.e., always tell the truth to each other) and they are willing to collaborate, they can verify the filtering operations of the IXP because they collectively see all the incoming/outgoing packets to/from the IXP and know the original filter rules submitted by the victims. However, unfortunately, IXPs eas-

ily have hundreds or thousands member ISPs in practice. Furthermore, there would be thousands of potential DDoS victim networks that can use the filtering service of the IXPs due to their central location of the Internet. Considering highly competitive (sometimes adversarial) Internet transit market, such large-scale ISP collaboration has not been observed and will hardly be possible in the near future.

3.3 Assumptions

In this paper, we use SGX as a feasible hardware based root of trust. We assume that ISPs trust the Intel Attestation Service (IAS) for the integrity guarantees of the VIF enclave [43]. Note that, alternatively, the ISPs can run the attestation services by themselves to avoid relying on IAS to verify the attestation report (see Section 2.3). Also, we assume an idealized hardware implementation of SGX; e.g., no backdoors in the SGX implementation. We consider all hardware and side-channel attacks [35, 49, 40] as out of scope. While side-channel attacks are important issues with SGX, we consider them out of scope for VIF because countermeasures to these are orthogonal and complementary to our contribution in this paper. Several solutions have been proposed to mitigate the side-channel attacks [19, 36, 71, 72, 24, 77].

4 VIF Design

In this section, we address the three challenges (i.e., auditability, scalability, and bypass resistance) of VIF.

4.1 Auditable Filter Design

We first analyze the conditions for the auditability of the SGX-enclaved filters, derived from the abstract semantics. Then, we propose practical VIF filter designs considering the derived requirements and practical filtering properties.

4.1.1 Conditions for Auditability

Our filter implementation is enclosed by an SGX enclave where its internal logic and states can be securely measured and verified via the remote attestation process [43]. However, attestation alone is insufficient because the filtering decisions can be influenced by the inputs to the filter, which is controlled by a malicious VIF IXP.

Let us first describe an abstract model for our enclaved filter f :

$$\{\text{ALLOW}, \text{DROP}\} \leftarrow f(\langle p, a \rangle, (\langle p_1, a_1 \rangle, \langle p_2, a_2 \rangle, \dots)), \quad (1)$$

where $\langle p_i, a_i \rangle$ denotes that packet p_i arrives at the enclaved filter at time a_i (measured by the enclave’s internal clock), $\langle p, a \rangle$ represents the packet p that is being evaluated and its arrival time a , and the following time relationship holds $a > a_1 \geq a_2 \geq \dots$.

We summarize two properties we need to achieve for auditable filter operation:

- **Arrival-time independence.** The filtering decision should be independent of packet-arrival time because it can be easily manipulated by a malicious VIF IXP (e.g., delaying individual data packets). Moreover, a VIF IXP can delay the time query/response messages to/from the trusted clock source for the enclave [4], slowing down the enclave’s internal time clock.
- **Packet-injection independence.** The VIF filter decision should not depend on the previous packets since a malicious VIF IXP can also inject any arbitrary packets into the input stream and influence the filtering decision.

Thus, to ensure that the filtering operations are auditable, the filtering function f can be *independent* of all the previous packets and their arrival times; that is,

$$f(\langle p, a \rangle, (\langle p_1, a_1 \rangle, \langle p_2, a_2 \rangle, \dots)) = f(p), \quad (2)$$

which simplifies the filter design to n -tuple (e.g., srcIP, dstIP, srcPort, dstPort, protocol) per-packet filters; i.e., filtering decision of packet p solely relies on p , such as five-tuple bits. While we acknowledge the limitations of such a simple n -tuple filter design (e.g., incapable of handling complicated application-level DoS attacks), we note that it is sufficient for handling large volumetric attacks that are in imminent need of in-network filtering.

4.1.2 Practical Filter Design Points

We propose several practical design points for our enclaved filter. For handling volumetric attacks, we allow victim networks to express filter rules for exact-match five-tuple flows (e.g., a specific TCP flow between two hosts) or coarse-grained flow specifications (e.g., HTTP connections from hosts in a /24 prefix). We consider deterministic and non-deterministic filter rule types:

- A *deterministic filter rule* defines a static $\{\text{ALLOW}, \text{DROP}\}$ decision for a specified flow; and
- A *non-deterministic filter rule* expresses only the static probability distribution $(P_{\text{ALLOW}}, P_{\text{DROP}}$, where $P_{\text{ALLOW}} + P_{\text{DROP}} = 1$) for a specified flow and the final filter decision for each exact flows is made by the VIF filter. We guarantee the connection-preserving property in VIF filters so that all the packets in a TCP/UDP flow are allowed or dropped together.

The execution of non-deterministic rules with the *connection-preserving property* can be implemented in two different ways:

- **Hash-based filtering.** For each incoming packet p , we compute the cryptographic hash (e.g., SHA-256) of its five-tuple bits and the enclave’s secrecy to make filtering decision based on the given probability distribution. For example, packet p is allowed

if $H(\text{five-tuple-bits}||\text{secrecy}) < (2^{256} - 1) \times p_{\text{ALLOW}}$ with $H(\cdot) = \text{SHA-256}$; and

- **Exact-match rule filtering.** For each TCP/UDP connection, the filter installs an exact-match rule with a filtering decision randomly chosen based on the given probability distribution.

Note that the two design points have different advantages and disadvantages. The hash-based filtering has a smaller memory footprint for lookup table but it incurs per-packet additional latency for cryptographic hash operations. In contrast, the exact-match filter design tends to have shorter per-packet processing time since it executes only one lookup but it requires a larger memory footprint for lookup tables and adds latency for frequent lookup table updates. We propose a *hybrid* design where hash-based filtering is performed for new flows until these new flows are installed with exact-match rules at every rule update period (e.g., 5-40 seconds).

4.1.3 Mitigation of Filter-Rule Violation Attacks

As the VIF filter logic is auditable via remote attestation, the two filter-rule violation attacks described in Section 3 are mitigated with the assumption that all the traffic from the VIF IXP to the victim networks is mediated (e.g., *no* packet drops outside of the VIF filter) by the VIF filter; see Section 4.3 for the case when this assumption does not hold. To violate the filter rules, a malicious VIF IXP network has to tamper with the filter’s internal logic or modify the requested filter rules, which is prevented by the SGX primitives.

4.1.4 Minimizing Trust on SGX Confidentiality

We largely do *not* rely on the confidentiality guarantees of the SGX architecture due to the known and growing concerns regarding side-channels in the current SGX architecture [35, 49, 40]. Instead, we rely mainly on the integrity guarantees of the SGX and its remote attestation property. The only exceptions are (1) the logic that opens a secure channel between the enclave at the filtering network and the victim ISP and (2) the cryptographic hashing used for filtering because these components generate and use certain secret keys. Ensuring confidentiality properties of a secure channel primitive on SGX is admittedly challenging, but one can leverage advances in defenses for side-channels [72, 36, 69], constant-timing encryption primitives (e.g., AES-NI [59]), and formal verification techniques [75, 74] to protect this small number of secrets.

4.2 Scalable Filter Design

Our VIF filter must be scalable because DDoS attacks are scalable in volume and complexity. We have observed an escalation in the volume of DDoS attack traffic [78, 83]. Moreover, attacks are getting more sophisticated and thus more

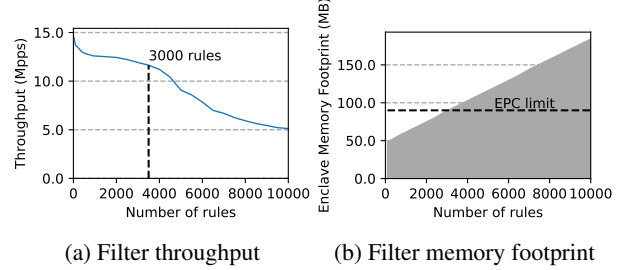


Figure 3: Filter throughput degradation for increasing number of filtering rules

fine-grained filter rules are needed; e.g., multi-million bots are becoming more common [6].

Scalable enclaved-filter design, though highly desired, is not straightforward because the parallelization of the individually trusted filters necessarily involves an *untrusted* facilitating component (e.g., high-bandwidth switching fabric), which can be potentially exploited by a malicious VIF IXP for the filter-rule violations.

We first analyze the bottlenecks of scaling out the enclaved filters (§4.2.1), and provide dynamic algorithms for scalable, trusted filter design with untrusted network components (§4.2.2).

4.2.1 Bottleneck: Number of Rules per SGX Core

Given the architectural limitation of secure computing resources in currently available SGX architecture, VIF’s single-enclave deployment may not be able to deal with the ever-growing volume and complexity of attacks. Particularly, the number of filter rules can easily become the bottleneck of a VIF filter’s performance. Figure 3(a) shows that the VIF filter’s throughput performance rapidly degrades when the number of filter rules exceeds around 3,000.

As the number of filter rules increases, the lookup table for the packet processing inside an SGX enclave also grows. The core data structure for filtering rule lookup is a state-of-the-art multi-bit tries data structure, and the memory size of the lookup table grows linearly or sub-linearly depending on the type of rules. Figure 3(b) shows the growing trusted memory footprint with the increasing number of rules. It confirms the Enclave Page Cache (EPC) limit is around 92 MB, as seen in many other works (e.g., [47]).

The per-EPC rule-size limit measured in our implementation (approximately 3,000) does *not* necessarily apply to other middlebox applications because it depends on the types of operations and implementation details. In our DPDK-based filter implementation, the building phase of this data structure consumes an additional amount of memory, beyond the trie structure itself, which should be preserved in preparation of any upcoming rule update with the necessary hot switch support for frequent rule redistribution.

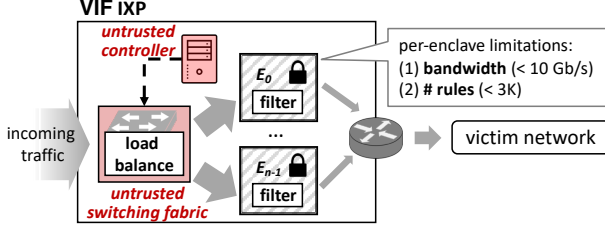


Figure 4: Scalable VIF architecture. Multiple VIF enclaves are parallelized with an untrusted load balancer.

4.2.2 Scalable Design for Multiple Enclaved Filters

To make the VIF filter scalable to increasing attack volume and complexity, we propose a generic scalable VIF architecture, as shown in Figure 4. Note that some filter rules are given by a victim network but some are generated and inserted into the lookup table on demand as data packets enter the filters. In our discussion, we first assume that the entire filter rule set is given and does not change until the next rule reconfiguration is executed. At the end of this section, we describe how to handle dynamic rule updates (e.g., insertion, deletion) between two rule reconfigurations.

Misbehavior detection. Our filter parallelization calculates the filter rule sets for each filter enclave (including both ALLOW and DROP rules) given the filter rules and the incoming traffic volume per each rule. Then the filter rule sets are pushed to each filter. As the filtering operation begins, each filter checks if it receives any packets that do *not* match the rules in its enclave, which implies the *misbehavior* of the untrusted load balancer. Each enclave detects such load-balancing misbehavior, and reports it to the DDoS victim.

ILP Formulation. Let us calculate the optimal rule sets for each filter enclave by solving a mixed integer linear programming (ILP) optimization problem. We assume k filter rules as r_i ($1 \leq i \leq k$) and the corresponding incoming bandwidth as b_i ($1 \leq i \leq k$).⁴ A single enclave has the memory limit M (e.g., 92 MB) and the bandwidth capacity G (e.g., 10 Gb/s) as we have discussed in Section 4.2.1. Then, we can decide the minimum number of enclaves as needed as $n_{min} = \lceil \max(\frac{1}{G} \sum_{i=1}^k b_i, \frac{ku}{M-v}) \rceil$. To allow some space for optimization, the number of enclaves is taken as $n = \lceil \max(\frac{1}{G} \sum_{i=1}^k b_i, \frac{ku}{M-v}) \times (1 + \lambda) \rceil$ where $\lambda \geq 0$ is an adjustable parameter for additional enclaves.

We define real-valued variables $x_{i,j}$ ($1 \leq i \leq k, 1 \leq j \leq n$) denoting the portion of bandwidth b_i allocated to the j -th enclave, and binary variables $y_{i,j}$ ($1 \leq i \leq k, 1 \leq j \leq n$) representing if rule r_i is installed on the j -th enclave (i.e., $y_{i,j} = 1$). We use C_j as the memory cost function and I_j as the allocated bandwidth based on the allocation plan indicated by $x_{i,j}$ and $y_{i,j}$. Note that the bandwidth allocation is simply the sum as

⁴We denote b_i as the incoming bandwidth measured for a filter rule for easier understanding. In practice, each enclave would produce byte counts without timestamping them because their individual clock sources are untrusted (see Section 4.1.1). The byte counts are then collected in a timely manner and used for the optimization problem.

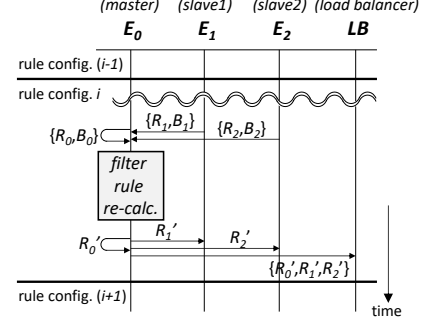


Figure 5: Protocol for filter rule recalculation and redistribution across three enclaved filters: E_0 , E_1 , and E_2 .

$I_j = \sum_i x_{i,j} y_{i,j}$ while the former one is not a trivial function because of the complexity of the trie structure. We consider a simple version of it as $C_j = u \cdot \sum_i y_{i,j} + v$, which is a linear function of the number of rules installed (where u, v are constants). We present the detailed ILP formulation in **Appendix A**.

Greedy solution. Solving this optimization problem is costly when $k \cdot n$ is a large number (e.g. over 10K); thus we propose a greedy algorithm (see Algorithm 1 in **Appendix B**) that finds a reasonable solution within a short time period (e.g., less than 40 seconds for 150K rules, see Figure 11) even with large $k \cdot n$. The high-level intuition of the greedy algorithm to precompute the two parameters—(1) the number of rules per enclave h and (2) the bandwidth quota per enclave g —and arrange the rules and bandwidths for the obtained two parameters heuristically.

Filter rule redistribution. Figure 5 illustrates how the filter rules in three VIF filters (E_0, E_1, E_2) can be calculated and distributed periodically to keep up with the changes in incoming traffic streams and newly inserted rules in each filter. We consider a simple master-slave topology among multiple enclaved filters: E_0 (master), E_1/E_2 (slaves). When reconfiguration of filter rules is desired (e.g., traffic volume or the number of filter rules handled by a certain filter exceeds a threshold), a rule redistribution process can be initiated by any filter enclave. Then, all the enclave nodes upload their filter rule sets (R_i for E_i) and the array of the average received flow rates of each rule set R_i (B_i for E_i) to the master node. The master node executes the greedy algorithm for the re-configured filter rules, which then be redistributed to all the enclave nodes and the load balancer. If the algorithm requires the changes to the number of enclaves, necessary additional steps (e.g., creating and attesting more enclaved filters) may be required before the rule redistribution.

We assume that time synchronization between the enclaves is accurate (which may require a secure time protocol among enclaves; e.g., [53]) and filters are supposed to have a short grace period at the boundaries of new rule configuration which can be set according to the maximum time synchronization error.

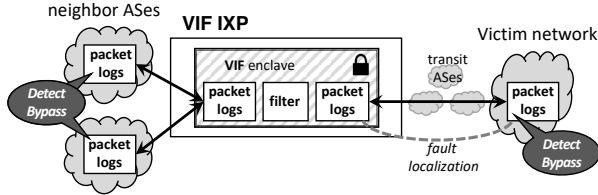


Figure 6: Bypass detection. Efficient sketch data structure is used for packet logs.

4.3 Filter Bypass Detection

The auditability of the VIF filter guarantees that the filter operates correctly for the given packets from a VIF IXP to a victim network. However, packets may not be properly filtered when a malicious IXP *bypass* the VIF filter, violating the correct filtering rules. Filter bypass attacks can happen in three different ways:

- *Injection after filtering*: The VIF filter drops a packet p but a VIF IXP injects a copy of p into the packet stream that is forwarded to the victim;
- *Drop after filtering*: A packet p is allowed by the filter but the VIF IXP drops p before forwarding it to the victim; and
- *Drop before filtering*: The VIF IXP drops a packet p even before it is processed by the filter.

Note that packet injections or removals happen *outside* of the VIF filter system and thus cannot be detected by the auditable VIF filter itself.

We do *not* consider *injection before filtering* operations by a VIF IXP as an attack because it does not affect the filtering decision due to the *packet-injection independence* property of the filters (see Section 4.1.1).⁵

4.3.1 Bypass Detection

We rely on two properties for bypass detection: (1) an accountable packet logging and (2) inter-domain fault localization protocols [10, 14] as illustrated in Figure 6. For each packet log, we utilize a sketch, particularly a *count-min sketch*, a memory-efficient data structure that stores summaries of streaming data [22]. With the sketch-based packet logging, the VIF filter keeps only the measurement summary inside an enclave and significantly minimize the memory footprint; e.g., less than 1 MB per each sketch. The computational overhead of computing two sketches per packet is negligible (see Section 6.2) with some additional data-plane optimizations (see Section 6.1.1).

The VIF enclave logs all the incoming packets, filters them with the given filtering rules, and logs the outgoing packets. The two packet logs for the incoming and outgoing packets are used to detect bypass attempts by the VIF IXP. The vic-

⁵Moreover, the detection of packet injections before the enclave operations is hard without explicit coordination with traffic sources.

tim network queries the authenticated outgoing sketch and compares it with its own local sketch.⁶ Any discrepancy between the two sketches implies injection-after-filter and/or drop-after-filter attacks by the VIF IXP. The computation and bandwidth overhead for the logs queries is negligible; i.e., sketching is highly efficient and requires sending only a few MB of sketch memory via the already established channel with the victim network.

Similarly, individual neighbor ASes (i.e., members of the VIF IXP) can detect the drop-before-filtering attacks by comparing their own local packet logs with the authenticated incoming packet logs of the VIF filter. Note that fault localization protocols [10, 14] often require some level of inter-domain trust for secure localization of packet drops/injections; however, we rely on the accountable packet logging using SGX to make the bypass detection without the need for inter-domain trust.

When the victim network detects any bypass attempt, it can decide to abort the ongoing filtering contract with the VIF IXP. We let the VIF IXPs to allow a short (e.g., a few minutes) time duration for each filtering round so that victim networks can abort any further contracts quickly when it detects any bypass attempts. The third attack type (i.e., drop before filtering) is only detected by individual neighbor ASes. Therefore, even when bypass attempts are detected, the filtering contract may not be affected. We argue that VIF deters the drop-before-filtering attacks because such bypass attacks can be easily detected by the direct members of the VIF IXP and they can choose another downstream network when they obtain the evidence that their VIF IXP intentionally drops their packets before they reach the VIF filter.

Handling malicious intermediate ASes. The bypass detection mechanism may cause *false positives* when some packets are dropped after leaving the VIF filter but before reaching the victim network. When this happens, the victim network cannot accurately pinpoint where the packet drop has happened. The packet could have been dropped by one of the *intermediate* networks between the VIF IXP and the victim network, or by the VIF IXP itself. This, often-called, fault localization is known to be difficult unless all the networks (including the VIF IXP, the victim network, and intermediate ASes) collaborate [62, 30]. However, such large-scale collaboration is unlikely in today’s Internet.

Therefore, instead of locating such packet drops, VIF allows the victim network to dynamically *test* all the intermediate ASes. Due to the space constraint, we describe the detailed test steps in **Appendix C**.

⁶The computational overhead of the victim network should be low since it only requires an efficient sketch on a commodity server without SGX overhead.

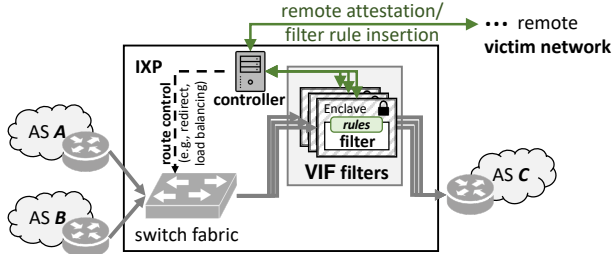


Figure 7: Deployment example of VIF IXP.

4.3.2 Filtering Verifiability for IXP Members

A VIF IXP provides verifiable evidence that convinces its members (i.e., neighbor ISPs) that (1) a DDoS victim network (not the VIF IXP) is accountable for related packet drop policies, and (2) actual packet drops have been executed accurately by the VIF IXP. The evidence for (1) can be simply the filter rules signed by the victim networks (e.g., RPKI). For (2), a VIF filter can provide the history of packet logs (both the input and output count-min sketches) with accurate timestamps along with its remote attestation validation report (which has been validated with the help of the Intel Attestation Service). The recipient of the evidence for the latter can verify the integrity of the VIF filter and the packet logs, and thus it can check if (1) its previous packets have been well received by the filter (i.e., detecting any drop-before-filtering attempts) and (2) its packets have been dropped because of the victim-submitted filter rules by the trusted filters. We envision that interested IXP members may conduct the verification by themselves. Or, some reputable organizations (e.g., Internet Engineering Task Force) may provide a third-party verification service for customers.

5 Practical Deployment

In this section, we provide a deployment example of VIF at an IXP. We consider the VIF IXP has a generic architecture that includes a layer-2 switching fabric, a route server (which is not highlighted in our paper), and a logical central controller for software-defined switches [39, 38]. We also provide a simple cost analysis for deploying VIF service for filtering up to 500 Gb/s traffic.

Deployment example. Figure 7 illustrates a deployment example of VIF at an IXP. The filtering IXP sets up one or more commodity servers with SGX support. When a victim network is under DDoS attack, it contacts the controller of the VIF IXP via an out-of-band channel.⁷ As suggested in [66], the victim network can easily authenticate to the IXP via Resource Public Key Infrastructure (RPKI) [48]. The victim network asks the filtering IXP to create one or more SGX

⁷We assume this channel is available even when the victim network is under attacks. ISPs traditionally have maintained out-of-band channels (e.g., external email servers, telephone lines [58]) for inter-ISP communication.

filters and audits it by receiving the validation attestation report(s). After being convinced that the filters have been set up properly (i.e., the remote attestation is done), the victim network establishes a secure channel with the enclaves (e.g., TLS channels) and submits the filtering rules. The load balancing algorithm at the IXP controller receives the rules from the filter parallelization (see Section 4.2.2) and accordingly controls the switches to distribute traffic destined to the victim network to the enclaved filters. In VIF, filter rules are *not* secret. The VIF IXP eventually learns and analyze all the rules in this step. Finally, the enclave filters perform packet filtering based on the submitted rules and forward the allowed traffic to the victim network.

Deployment cost analysis. Let us provide a ballpark estimate of the cost of deploying VIF at an IXP to handle 500 Gb/s of traffic. Note that the 500 Gb/s filter capacity appears to be sufficient for a *single* IXP as today’s largest attacks have the peak volume of 1.7 Tb/s. Our experiment in Section 6.2 shows that a near full line-rate performance of 10 Gb/s per server with four SGX cores is easily achieved. Thus, to handle 500 Gb/s attack traffic, an IXP needs to invest in 50 modest SGX-supporting commodity servers, which would require only one or two server racks. With a commodity server cost is approximately US\$ 2,000, the filtering IXP only needs to spend for one-time investment for US\$ 100K to offer an extremely large defense capability of 500 Gb/s. This cost can be further reduced as there are more processors with six or more cores available on the market.⁸ The capital expenditure can be borne by the member ASes (hundreds or thousands) and/or can be amortized by the service fees if the filtering service is economically compensated by the payment from the victims, as suggested by SENSS [66]. A rigorous economic analysis of VIF operations in IXPs is out of the scope of this paper and is left for future work.

6 Implementation and Evaluation

We implement the VIF filter using SGX as a proof of concept and evaluate its scalability performance for large attack volume and complexity, along with the remote attestation performance.⁹ Moreover, we simulate the effectiveness of VIF against DDoS attacks with two real attack source data in the Internet AS topology.

6.1 Implementation Summary

Overview. We build the VIF filter as a Linux userspace application with Intel SGX SDK 2.1 and DPDK 17.05.2 for high-speed packet processing. Figure 8 shows the main components of the VIF filter and the minimal trusted computing base (TCB) of code and data inside the enclave, which includes the entire control-plane and the key parts of the data-

⁸List of SGX-enabled processors is available at: ark.intel.com

⁹We plan to release the VIF system code.

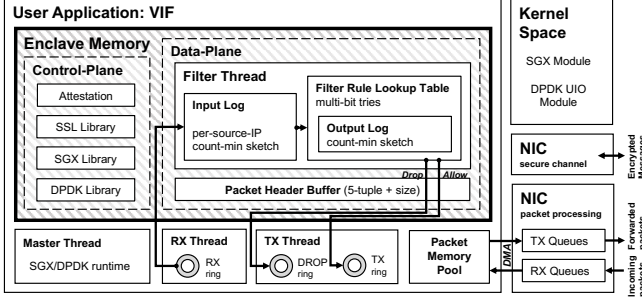


Figure 8: Implementation details of VIF.

plane logic (e.g., packet logging and filtering). The control plane performs remote attestation and manages the keys for communication with a DDoS victim. The design of the data plane follows DPDK pipeline model, where three threads (i.e., RX thread, Filter thread, and TX thread) run on individual CPU cores and packets are passed between cores via DPDK lockless rings (i.e., RX ring, DROP ring, and TX ring). Every thread runs a small loop polling the hardware or software buffers in the previous stage, processes a batch of the packets, and passes it to the next stage in the pipeline.

Beyond the DPDK library containing about 64K source lines of code (SLoC), our VIF filter contributes to the TCB only 1,206 SLoC which includes the modification of DPDK `ip_pipeline` (1044 SLoC) and the packet logging and near zero-copy functions (162 SLoC).

Optimizations. The architectural limitations of Intel SGX (e.g., limited memory and context-switch overhead) challenge the line-rate performance; hence, we implement the following optimizations to address these issues:

1. **Avoiding EPC Paging.** The available remaining EPC memory for a VIF filter is approximately 92 MB. Although the Linux version of SGX SDK allows more enclave memory with the paging support from the kernel, it induces significant overhead when performing line-rate processing. We thus minimize the dynamic memory usage and avoid the paging by only copying certain header fields into the enclave, which we call *near zero-copy* optimization. This allows more memory space for filter rules and the lookup table, eventually achieving near line-rate (e.g., 8 Gb/s or higher) even with 3,000 filter rules.
2. **Reducing the number of context switches.** Another major overhead stems from the context switches when user application calls the enclave functions (ECall) or the enclave calls the outside functions (OCall). We address this performance degradation by reducing both types of calls in the filter thread: (1) VIF only needs one ECall to launch the filter thread and initiates its polling; and (2) the filter thread makes no OCalls as the communication with other threads relies only on the software rings.

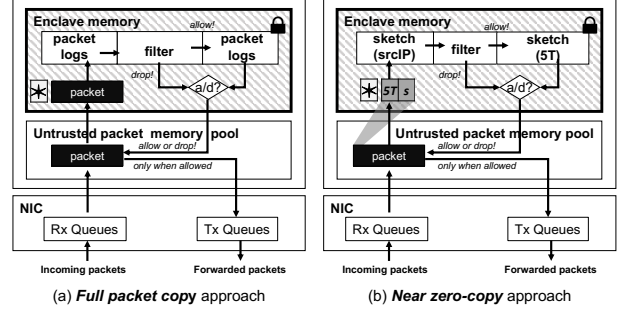


Figure 9: Two packet copy approaches for the auditable filter and packet logs. In the near zero-copy approach, we copy only the memory reference (*), the five tuple (5T), and the size (s) of the packet into the enclave.

6.1.1 Data-Plane Optimization for a Single Enclave

For every incoming data-plane packet, a VIF filter logs the packet, filters it based on the given filter rule set, and logs it again if it is allowed by the filter, as shown in Figure 9. Figure 9(a) shows a naive approach, where a VIF filter makes the entire copy of incoming packets into the enclave and operate these functions over the packet copies inside the enclave. This *full-packet copy* approach can be considered as the baseline packet processing mechanism of other existing SGX-based middlebox applications (e.g., Tor nodes [46, 73], TLS middleboxes [60, 41, 34], inter-domain routing [20, 45], and IDSs [80, 70, 34]), where secure operations over the full packet bytes are required (e.g., full packet read or encryption). However, this approach may incur too much overhead as we see later in Section 6.2 and Appendix D.

Near zero-copy design. Instead, we take a *near zero-copy* approach, where only a fraction of its header fields (i.e., the five tuple fields, 5T, and the packet size, s) are copied into the enclave memory along with the memory reference (*) of the packet, as shown in Figure 9(b). Note that such reduction of byte copies is allowed for our auditable filter applications but this does not necessarily apply to any other SGX-based middlebox applications. The copied data $\langle 5T, s \rangle$ represents the packet and is used for the logging functions and the filter. The memory reference * is used to perform the corresponding operation (e.g., forward or block) for the packet in the untrusted memory pool.

With the copied five tuple and the size, we first log each packet using a count-min sketch [22] (with 2 independent linear hash functions, 64K sketch bins, and 64 bit counters) for memory efficient (e.g., 1 MB) per-source-IP counters. The per-source-IP sketch for the incoming packets enables each member ISPs of the filtering IXP to detect the ‘drop before filtering’ bypass attack discussed in Section 4.3. For forwarded packets, we also record another count-min sketch based on the full 5-tuple bits so that the victim network can detect bypass attempts. The latency increased by the two sketch operations is negligible because only 4 linear hash

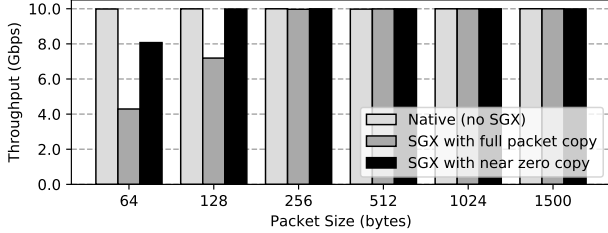


Figure 10: Throughput performance in bit-per-second for varying packet sizes and 3,000 rules with three implementation versions: (1) Native (no SGX), (2) SGX with full packet copy, and (3) SGX with near zero copy.

function operations are conducted in the data-plane path. The 5-tuple based packet logs still enable the victim networks and IXP’s direct neighbors to detect bypass attempts when the malicious IXP intentionally deviates from the given filtering rule set. Each counter has 64 bits and takes only around 1 MB EPC memory per instance of count-min sketch.

6.2 Line-rate Data-plane Performance

Testbed Setup. We test our implementation with two machines: one is a packet generator and one deploys VIF filter. The packet generator has an Intel E5-2630 v3 CPU (2.40 GHz, 8 cores) and 32 GB memory. The filtering machine has an Intel i7-6700 CPU (3.40 GHz, 4 cores) and 8 GB memory. Both have 10 GbE Intel X540-AT2 network cards and run Ubuntu 16.04.3 LTS with Linux kernel 4.10. On the packet generator machine, we use `pktgen-dpdk 3.4.2` to generate the traffic saturating the 10 Gb/s link between the two machines.

Throughput Performance. We benchmark the maximum throughput performance of the filter with the packet size of 64, 128, 256, 512, 1024, and 1500 bytes for three different versions of the VIF filter implementations: (1) native filter without SGX, (2) SGX-based filter with full packet copy, and (3) SGX-based filter with near zero-copy.

Figure 10 shows the throughput performance for varying packet sizes for the three implementations. For the packet sizes of 256 Byte or larger, all the three implementations achieve the full line-rate of 10 Gb/s. With small packet sizes, however, we observe some degradation due to the use of SGX. Particularly, when we make full packet copies for each incoming packet, the filter experiences significant throughput degradation. The near zero-copy implementation demonstrates **8 Gb/s throughput performance even with 64 Byte packets and 3,000 filter rules**. Additionally, we present the experiment results of VIF evaluation in packet per second metric in Appendix D.

Latency Performance. We also measured the latency for the near zero-copy version with various packet size starting from 128 bytes. The results are 34 μ s (128 bytes), 38 μ s (256 bytes), 52 μ s (512 bytes), 80 μ s (1024 bytes), 107 μ s

Table 1: Execution times for the ILP solution and the greedy algorithm solution. The CPLEX’s mixed ILP solver is setup to stop earlier with sub-optimal solutions.

Number of rules (k)	CPLEX (sub-optimal)	Greedy
5,000	210.49	0.31
10,000	772.43	0.50
15,000	1,614.96	0.73

(1500 bytes). All the measurements are average latency over 10-second run with 8 Gb/s constant traffic load, which are reported by `pktgen`’s latency measurement function.

Connection-Preserving Filtering Performance. We evaluate the detailed performance of connection-preserving filtering. We present the result in Appendix E.

Remote attestation performance. Our detailed remote attestation performance can be found in Appendix F.

6.3 Scalable Filter Rule Distribution

We evaluate the mixed ILP problem in Figure 13 with the CPLEX solver in a server-grade machine with 20 cores. We use 3,000 or more filter rules that would cause the throughput degradation of each VIF filter. In this evaluation, we consider that the total traffic volume from S to D is 100 Gb/s. The incoming traffic distribution across the filter rules follows a lognormal distribution.

With the number of rules more than 3,000 and the number of enclaves more than 10, we find that the CPLEX’s mixed ILP solver cannot return the optimal solutions within any reasonable time period. To evaluate the effectiveness of our greedy algorithm in Section 4.2.2 (i.e., how close it is to the optimal solutions), we instead use small k values ($10 \leq k \leq 15$) and confirm that only 5.2% different to the optimal cost function calculated by the CPLEX’s mixed ILP solver.

To measure the execution times of the CPLEX’s mixed ILP solver for our optimization problem, we configure the solver to stop earlier when it finds a first, sub-optimal solution, as shown in Table 1. For the number of rules between 5,000 and 15,000, the CPLEX’s sub-optimal solutions require about 200 – 1,600 seconds, which are far too large from real-time dynamic rule re-distribution operations. With the same number of filter rules, we execute our greedy algorithm. As shown in Table 1, it runs **three orders of magnitude faster than the CPLEX solver** with the sub-optimal option.

Figure 11 shows the extended experiments on the execution times of the greedy algorithm for varying number of rules at a much larger range. We also run this experiment with the total traffic bandwidth of 500 Gb/s, which follows the log-normal distribution. In all the range we test (10K–150K filter rules), the greedy algorithm requires no more than 40 seconds. This enables near real-time dynamic filter rule re-distribution for large numbers of VIF filters.

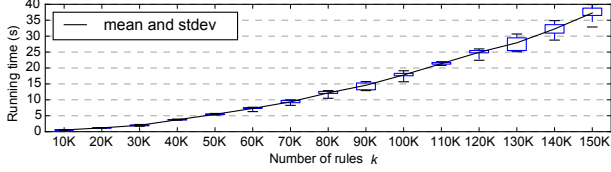
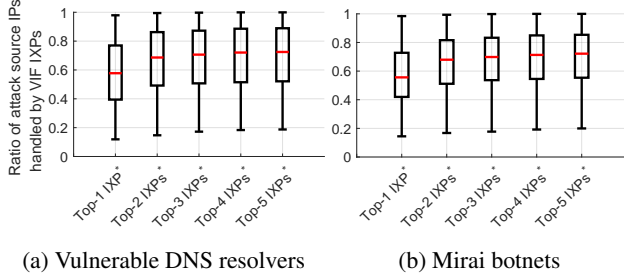


Figure 11: Average time taken (in second) to complete the heuristic algorithm for optimizing filter rules across multiple enclaves for varying number of rules k .



(a) Vulnerable DNS resolvers (b) Mirai botnets
Figure 12: The ratio of attack sources that are handled by the VIF filters for the two attack source data. (*): Top- n IXPs denote the n largest IXPs in each of the five regions, see Table 3 in Appendix G.

6.4 Large-Scale Inter-domain Simulations

We analyze the effectiveness of VIF at IXPs against DDoS attacks with two real attack source data: 3 million vulnerable open DNS resolver IP addresses [82] and 250 thousand Mirai bot IP addresses [6].

Simulation setup. In our inter-domain routing simulation, we use the CAIDA Internet measurement data with the inferred AS business relationship [2] and the peering membership of world-wide IXPs [3]. We randomly choose 1,000 Tier-3 ISPs as the DDoS victims and consider that each victim receives attack traffic from all the attack sources (e.g., open resolvers and bots) in each case. To determine a traffic forwarding path between autonomous systems (ASes), we assume that each of them applies the following widely adopted BGP routing policies in order [33, 31]: (1) the AS prefers customer links over peer links and peer links over provider links; (2) the AS prefers the shortest AS-path length route; and (3) if multiple best paths exist, the AS uses the AS numbers to break the tie.

We assume that the victim network establishes VIF sessions with several largest IXPs (e.g., the biggest IXPs in each of the five regions, as shown in Table 3, see Appendix G). We compute the ratio of flows from the attack IP addresses to the victim network that are handled by at least one of the established VIF filters at the selected IXPs. A traffic flow is said to be transited at an IXP if it traverses along an AS-path that include two consecutive ASes that are the members of the IXP.

Results. Figure 12 shows how many attack flows can be effectively handled by the in-network filters if installed in some large IXPs. The box-and-whisker plots show the distribution

of the ratio of handled attack IPs when Top 1–5 biggest IXPs in the five regions (thus, 5–25 IXPs globally in total) perform in-network filtering service for DDoS defense. In each plot, the solid lines represent the first and the fourth quartile of the data set and the ends of the whisker indicate the 5th- and 95th-percentiles. Also, the red band inside the box represents the median.

Even when a single IXP in each region (thus, total five IXPs worldwide) adopts the VIF filters, the majority of both attack sources (e.g., vulnerable resolvers, botnet) are handled by the VIF IXPs. Approximately, 60% of attack mitigation is expected for the median cases, and 70-80% mitigation can be achieved for the top quarter cases. As more IXPs adopt the VIF filters, even more effective mitigation is achieved. Particularly, Top-5 IXPs per these regions appear to be sufficient enough to offer more than 75% attack mitigation for the median cases, and 80-90% of attack mitigation for the upper quarter cases.

Note that our result is not surprising at all. It is well-known that some big IXPs already peer with thousands of ISPs and serve multi-Tera b/s traffic volume, which is comparable to large Tier-1 ISPs [17].

7 Discussion

We discuss several commonly asked questions regarding the designs and usages of the VIF system.

What if victim networks cause denial-of-service by blocking arbitrary packets? Malicious victim networks cannot exploit VIF and launch new DoS attacks because filter rules are first validated with RPKI.

Can victim networks exploit VIF? Even when it is *not* under attack, an *alleged* DDoS-victim network can make use of VIF to filter some flows and reduce its operating cost. Regardless of the underlying motivation of VIF requests, however, we do not see this as a serious threat to the VIF system model. First, a VIF IXP may also save its operating cost due to the reduced upstream bandwidth usage. If not, a VIF IXP can always refuse to serve any VIF request. Second, a victim network would request filtering of flows that otherwise would be filtered by itself anyway. Third, if payment channels exist between the two networks [66], this is not considered as the abuse of the service but a legitimate outsourced filtering.

Incrementally deployable? Incremental deployability of new services is a perennial problem in a global Internet. IXPs have been recently highlighted as the practical Internet infrastructure where emerging services can be deployed and used incrementally [39, 38]. A VIF instance installed at even single IXP can readily help reduce DDoS traffic by the direct victims with strong verifiability property.

Can VIF handle any DDoS attacks? We do *not* claim that in-network filtering can handle all types of DDoS attacks.

VIF demonstrates that it can effectively handle volumetric attacks. However, VIF may not be as equally effective against non-volumetric attacks (e.g., application-layer attacks), and thus we suggest that VIF is used as an additional layer of defense mechanism, which is orthogonal to existing cloud-based defense solutions.

What does a DDoS victim do when misbehavior is detected? In VIF, two networks create a filtering contract only between them. Therefore, any one of them can abort the temporary contract whenever one party detects misbehavior.

What if DDoS attacks use spoofed addresses? IP spoofed attack traffic is treated just as other attack traffic because our traffic filters are installed in the transit networks not directly at the source networks.

Should all intermediate ISPs be auditable? No, *only* VIF IXPs are required to be auditable; see Section 4.3.

VIF is harder to use compared to scrubbing services. Blackbox scrubbing (i.e., a victim blindly delegates the entire DDoS defense to scrubbing services) may be convenient to use but is an unfortunate result of the current lack of auditable filtering. With VIF, the victims can express any filter rules and have verifiable in-network filtering services. Victims who are incapable of creating filter rules for VIF may delegate the filter rule generation to a trusted third party.

Can we apply VIF to non-IXP networks? Yes. VIF can be deployed as a complementary system to any in-network filtering services (e.g., SENSS [66]) in other transit networks (e.g., Tier-1 or large Tier-2 ISPs). We choose to use IXPs as the first deployment points due to their central locations in the Internet topology and their fast adoption of software-based new services.

8 Related Work

Network DDoS attacks and defenses have been extensively studied in the last 2–3 decades [57]. Here, we summarize a few categories of DDoS defenses and related projects.

8.1 In-network Filtering

In the earlier Section 2.1, we review the families of DDoS defense proposals, focusing on in-network filtering mechanisms. Please refer to that section for general discussions.

Unlike previous in-line filtering proposals, our system VIF focuses on the highly desired but yet-unaddressed security property for in-network filtering system, i.e., the verifiable filter, and demonstrates its feasibility and scalability.

8.2 Network Function Virtualization with Trusted Hardware

We categorize some of them:

- **Middleboxes:** Various network middleboxes have been tested with the SGX capability. TLS middleboxes [60, 41] demonstrate that an SGX-protected middlebox can handle

thousands of TLS sessions without violating their end-to-end encryption. ShieldBox [80] and Trusted Click [25] demonstrate that SGX can protect the Click modular router to implement various trusted network functions. S-NFV [70] also discusses general policy, data privacy issues of network functions. LightBox [28] demonstrates the line-rate performance for simple secure packet processing functions. Snort-SGX [47] also demonstrates line-rate performance of Snort 3 along with a DPDK network layer. SafeBricks [63] implements a highly modularized and safe network function architecture in the Intel SGX platform.

Our main contribution is not merely an integration of a simple flow filter function and an SGX architecture but more on addressing scalability and filter-rule violations at network layer that are specific to verifiable in-network filtering defense systems.

- **Privacy-preserving systems:** Several systems demonstrate that SGX-based network functions can improve the privacy of anonymity systems: SGX-protected Tor nodes [46, 73],
- **Inter-domain routing:** Also, several secure inter-domain routing applications have been proposed to exploit the security guarantees of Intel SGX [20, 45].
- **Verifiable accounting:** There also have been some prototype systems that enable the outsource network functions to securely measure the amount of resources used for the requested tasks (e.g., [79] in an SGX platform, [18] in a TPM platform).

With VIF we investigate a unique design point of auditable traffic filters. Particularly, our contribution of VIF is in the design of auditable filters that can handle ever-growing large-scale attack volume and complexity with the SGX support.

8.3 Cloud-based DDoS Mitigations

The predominant DDoS defense in practice today is an overlay-based filtering approach, such as cloud-based scrubbing services, that performs outsourced filtering in a third-party network on behalf of the DDoS victims (e.g., AWS-Shield [1], Radware DefensePro [7]). Overlay-based filtering approaches are popular particularly because they require *no* changes to the current Internet architecture. Recent works have proposed advances in such overlay filtering using middleboxes [51, 32] and proposals have discussed large-scale filtering locally at ISPs [29]. However, end users are not satisfied with the status quo. Reports suggest that relying on third-party providers centralizes the DDoS marketplace [32]; costs for small and medium-size victims are high and services are left to the discretion of large service providers [83, 32].

Unlike these proposals, VIF does not rely on the cloud or the local victim network’s capability but directly establishes

filtering rules at the IXP networks.

9 Conclusion

In-network filtering has numerous known advantages over other proposed DDoS defenses, but the deployment of any of its variants has been stifled. Our proof of concept VIF system addresses one of the core, but largely neglected, problems of source filtering—lack of filtering verifiability—and demonstrates that verifiable in-network filtering is indeed possible with a practical hardware root of trust support. We hope that our study renews discussion on the deployment of in-network filtering in the IXPs and encourages more sophisticated yet auditable filter designs, such as stateful firewalls.

References

- [1] Amazon AWS Shield. <https://aws.amazon.com/shield/>, 2018.
- [2] AS Relationships by CAIDA. <http://www.caida.org/data/as-relationships/>, 2018.
- [3] CAIDA Internet eXchange Points (IXPs) Dataset. <https://www.caida.org/data/ixps/>, 2018.
- [4] Intel Linux-SGX: `sgx_get_trusted_time`. <https://github.com/intel/linux-sgx/issues/161>, 2018.
- [5] Intel Software Guard Extensions Data Center Attestation Primitives: ECDSA Quote Library API. https://download.01.org/intel-sgx/dcap-1.0/docs/SGX_ECDSA_QuoteGenReference_DCAP_API_Linux_1.0.pdf, 2018.
- [6] Mirai-like Botnet by Bad Packets Report. <https://mirai.badpackets.net/>, 2018.
- [7] Radware’s DefensePro DDoS Protection. <https://www.radware.com/products/defensepro/>, 2018.
- [8] Team Cymru’s Unwanted Traffic Removal Service. <https://www.team-cymru.com/utrs.html>, 2018.
- [9] AGER, B., CHATZIS, N., FELDMANN, A., SARRAR, N., UHLIG, S., AND WILLINGER, W. Anatomy of a large European IXP. *Proc. ACM SIGCOMM CCR* (2012).
- [10] ARGYRAKI, K., MANIATIS, P., AND SINGLA, A. Verifiable network-performance measurements. In *Proc. ACM Co-NEXT* (2010).
- [11] ARGYRAKI, K. J., AND CHERITON, D. R. Active Internet Traffic Filtering: Real-Time Response to Denial-of-Service Attacks. In *Proc. USENIX ATC* (2005).
- [12] ARM, A. Security technology building a secure system using trust-zone technology (white paper). *ARM Limited* (2009).
- [13] ARNAUTOV, S., TRACH, B., GREGOR, F., KNAUTH, T., MARTIN, A., PRIEBE, C., LIND, J., MUTHUKUMARAN, D., O’KEEFFE, D., STILLWELL, M., ET AL. SCONE: Secure Linux Containers with Intel SGX. In *Proc. OSDI* (2016).
- [14] BASESCU, C., LIN, Y.-H., ZHANG, H., AND PERRIG, A. High-speed inter-domain fault localization. In *Proc. IEEE S&P* (2016).
- [15] BAUMANN, A., PEINADO, M., AND HUNT, G. Shielding Applications from an Untrusted Cloud with Haven. In *Proc. OSDI* (2015).
- [16] BRIGHT, P. Can a ddos break the internet? sure... just not all of it. *Ars Technica* (2013).
- [17] CHATZIS, N., SMARAGDAKIS, G., FELDMANN, A., AND WILLINGER, W. There is more to IXPs than meets the eye.
- [18] CHEN, C., MANIATIS, P., PERRIG, A., VASUDEVAN, A., AND SEKAR, V. Towards verifiable resource accounting for outsourced computation. In *ACM SIGPLAN Notices* (2013).
- [19] CHEN, S., ZHANG, X., REITER, M. K., AND ZHANG, Y. Detecting privileged side-channel attacks in shielded execution with Déjà Vu. In *Proc. ACM AsiaCCS* (2017).
- [20] CHIESA, M., DI LALLO, R., LOSPOTO, G., MOSTAFAEI, H., RIMONDINI, M., AND BATTISTA, G. D. PrIXP: Preserving the privacy of routing policies at Internet eXchange Points. In *Proc. IFIP/IEEE IM* (2017).
- [21] CHIOSI, M., CLARKE, D., WILLIS, P., ET AL. Network Functions Virtualisation Introductory White Paper. SDN and OpenFlow World Congress, 2012.
- [22] CORMODE, G., AND MUTHUKRISHNAN, S. An improved data stream summary: the count-min sketch and its applications. *Journal of Algorithms* (2005).
- [23] COSTAN, V., AND DEVADAS, S. Intel SGX Explained. *IACR Cryptology ePrint Archive* (2016).
- [24] COSTAN, V., LEBEDEV, I. A., AND DEVADAS, S. Sanctum: Minimal Hardware Extensions for Strong Software Isolation. In *Proc. USENIX Security* (2016).
- [25] COUGHLIN, M., KELLER, E., AND WUSTROW, E. Trusted Click: Overcoming Security Issues of NFV in the Cloud. In *Proc. SDN-NFVSec* (2017).
- [26] DIETZEL, C., ANTICHI, G., CASTRO, I., FERNANDES, E. L., CHIESA, M., AND KOPP, D. SDN-enabled traffic engineering and advanced blackholing at IXPs. In *Proc. ACM SOSR* (2017).
- [27] DIETZEL, C., FELDMANN, A., AND KING, T. Blackholing at IXPs: On the effectiveness of DDoS mitigation in the wild. In *Proc. PAM* (2016).
- [28] DUAN, H., YUAN, X., AND WANG, C. Lightbox: Sgx-assisted secure network functions at near-native speed. *CoRR abs/1706.06261* (2017).
- [29] FAYAZ, S. K., TOBIOKA, Y., SEKAR, V., AND BAILEY, M. Bohatei: Flexible and Elastic DDoS Defense. In *Proc. USENIX Security* (2015).
- [30] GANDHI, R., LIU, H. H., HU, Y. C., LU, G., PADHYE, J., YUAN, L., AND ZHANG, M. Duet: Cloud scale load balancing with hardware and software. *ACM SIGCOMM CCR* (2015).
- [31] GAO, L. On inferring autonomous system relationships in the Internet. *IEEE/ACM TON* (2001).
- [32] GILAD, Y., HERZBERG, A., SUDKOVITCH, M., AND GOBERMAN, M. CDN-on-Demand: An affordable DDoS Defense via Untrusted Clouds. In *Proc. NDSS* (2016).
- [33] GILL, P., SCHAPIRA, M., AND GOLDBERG, S. A survey of interdomain routing policies. *ACM SIGCOMM CCR* (2013).
- [34] GOLTZSCHE, D., RÜSCH, S., NIEKE, M., VAUCHER, S., WEICH-BRODT, N., SCHIAVONI, V., AUBLIN, P.-L., COSTA, P., FETZER, C., FELBER, P., PIETZUCH, P., AND KAPITZA, R. EndBox: Scalable middlebox functions using client-side trusted execution. In *Proc. IEEE DSN* (2018).
- [35] GÖTZFRIED, J., ECKERT, M., SCHINZEL, S., AND MÜLLER, T. Cache attacks on Intel SGX. In *ACM EuroSec* (2017).
- [36] GRUSS, D., LETTNER, J., SCHUSTER, F., OHRIMENKO, O., HALLER, I., AND COSTA, M. Strong and efficient cache side-channel protection using hardware transactional memory. In *USENIX Security* (2017).
- [37] GUPTA, A., FEAMSTER, N., AND VANBEVER, L. Authorizing network control at software defined Internet exchange points. In *Proc. SOSR* (2016).
- [38] GUPTA, A., MACDAVID, R., BIRKNER, R., CANINI, M., FEAMSTER, N., REXFORD, J., AND VANBEVER, L. An Industrial-Scale Software Defined Internet Exchange Point. In *Proc. NSDI* (2016).

- [39] GUPTA, A., VANBEVER, L., SHAHBAZ, M., DONOVAN, S. P., SCHLINKER, B., FEAMSTER, N., REXFORD, J., SHENKER, S., CLARK, R., AND KATZ-BASSETT, E. SDX: A software defined Internet exchange. *ACM SIGCOMM CCR* (2015).
- [40] HÄHNEL, M., CUI, W., AND PEINADO, M. High-resolution side channels for untrusted operating systems. In *USENIX ATC* (2017).
- [41] HAN, J., KIM, S., HA, J., AND HAN, D. SGX-Box: Enabling Visibility on Encrypted Traffic using a Secure Middlebox Module. In *Proc. ACM APNet* (2017).
- [42] HUAWEI. Huawei Unveils Advance Persistent Threat Big Data Security Solution at Huawei Network Congress 2015 - Huawei Press Center. In *ComputerWorld* (2015).
- [43] JOHNSON, S., SCARLATA, V., ROZAS, C., BRICKELL, E., AND MCKEEN, F. Intel® Software Guard Extensions: EPID Provisioning and Attestation Services. *White Paper* (2016).
- [44] KATZ-BASSETT, E., SCOTT, C., CHOFFNES, D. R., CUNHA, Í., VALANCIUS, V., FEAMSTER, N., MADHYASTHA, H. V., ANDERSON, T., AND KRISHNAMURTHY, A. LIFEGUARD: Practical repair of persistent route failures. In *Proc. ACM SIGCOMM* (2012).
- [45] KIM, S., SHIN, Y., HA, J., KIM, T., AND HAN, D. A first step towards leveraging commodity trusted execution environments for network applications. In *Proc. ACM HotNets* (2015).
- [46] KIM, S. M., HAN, J., HA, J., KIM, T., AND HAN, D. Enhancing security and privacy of tor’s ecosystem by using trusted execution environments. In *NSDI* (2017).
- [47] KUNDAKII, D., CHAKRABARTI, S., AND VIJ, M. Snort Intrusion Detection System with Intel Software Guard Extension (Intel SGX). In *arXiv 1802.00508* (2018).
- [48] LEPINSKI, M., BARNES, R., AND KENT, S. An Infrastructure to Support Secure Internet Routing. *RFC 6480 (Informational)* (2012).
- [49] LIU, F., YAROM, Y., GE, Q., HEISER, G., AND LEE, R. Last-Level Cache Side-Channel Attacks are Practical. In *Proc. IEEE S&P* (2015).
- [50] LIU, X., YANG, X., AND LU, Y. To filter or to authorize: Network-layer DoS defense against multimillion-node botnets. In *Proc. ACM SIGCOMM* (2008).
- [51] LIU, Z., JIN, H., HU, Y.-C., AND BAILEY, M. MiddlePolice: Toward Enforcing Destination-Defined Policies in the Middle of the Internet. In *Proc. ACM CCS* (2016).
- [52] MAHAJAN, R., BELLOVIN, S. M., FLOYD, S., IOANNIDIS, J., PAXSON, V., AND SHENKER, S. Controlling high bandwidth aggregates in the network. *ACM SIGCOMM CCR* (2002).
- [53] MATETIC, S., AHMED, M., KOSTIAINEN, K., DHAR, A., SOMMER, D., GERVAIS, A., JUELS, A., AND CAPKUN, S. ROTE: Rollback Protection for Trusted Execution. *Proc. USENIX Security* (2017).
- [54] MCCUNE, J. M., LI, Y., QU, N., ZHOU, Z., DATTA, A., GLIGOR, V., AND PERRIG, A. TrustVisor: Efficient TCB reduction and attestation. In *Proc. IEEE S&P* (2010).
- [55] MCKEEN, F., ALEXANDROVICH, I., ANATI, I., CASPI, D., JOHNSON, S., LESLIE-HURD, R., AND ROZAS, C. Intel® software guard extensions (intel® sgx) support for dynamic memory management inside an enclave. In *Proc. of HASP* (2016).
- [56] MIRKOVIC, J., PRIER, G., AND REIHER, P. Attacking DDoS at the source. In *Proc. ICNP* (2002).
- [57] MIRKOVIC, J., AND REIHER, P. A taxonomy of DDoS attack and DDoS defense mechanisms. *ACM SIGCOMM CCR* (2004).
- [58] MORROW, C., AND DOBBINS, R. DDoS Open Threat Signaling (DOTS) Working Group: Operational Requirements. *Proc. IETF 93 Prague* (2015).
- [59] MOWERY, K., KEELVEEDHI, S., AND SHACHAM, H. Are AES x86 cache timing attacks still feasible? In *Proc. ACM CCSW* (2012).
- [60] NAYLOR, D., LI, R., GKANTSIDIS, C., KARAGIANNIS, T., AND STEENKISTE, P. And Then There Were More: Secure Communication for More Than Two Parties. In *Proc. ACM CoNEXT* (2017).
- [61] PARNO, B., WENDLANDT, D., SHI, E., PERRIG, A., MAGGS, B., AND HU, Y.-C. Portcullis: protecting connection setup from denial-of-capability attacks. *Proc. ACM SIGCOMM* (2007).
- [62] PATEL, P., BANSAL, D., YUAN, L., MURTHY, A., GREENBERG, A., MALTZ, D. A., KERN, R., KUMAR, H., ZIKOS, M., WU, H., ET AL. Ananta: Cloud scale load balancing. *ACM SIGCOMM CCR* (2013).
- [63] PODDAR, R., LAN, C., POPA, R. A., AND RATNASAMY, S. Safebricks: Shielding network functions in the cloud. In *USENIX NSDI* (2018).
- [64] PORTER, N., GARMS, J., AND SIMAKOV, S. Introducing Asylo: an open-source framework for confidential computing, 2018.
- [65] POSPICHAL, Z. New generation of DDoS mitigation in NIX.CZ. In *RIPE 74* (2017).
- [66] RAMANATHAN, S., MIRKOVIC, J., YU, M., AND ZHANG, Y. SENSS Against Volumetric DDoS Attacks. In *Proc. ACSAC* (2018).
- [67] ROSSOW, C. Amplification Hell: Revisiting Network Protocols for DDoS Abuse. In *Proc. NDSS* (2014).
- [68] RUSSINOVICH, M. Introducing Azure confidential computing. In *Microsoft Azure Blog* (2017).
- [69] SASY, S., GORBUNOV, S., AND FLETCHER, C. W. ZeroTrace: Oblivious Memory Primitives from Intel SGX. *Cryptology ePrint Archive*, 2017.
- [70] SHIH, M.-W., KUMAR, M., KIM, T., AND GAVRILOVSKA, A. S-NFV: Securing NFV states by using SGX. In *Proc. ACM SDN-NFV Security* (2016).
- [71] SHIH, M.-W., LEE, S., KIM, T., AND PEINADO, M. T-sgx: Eradicating controlled-channel attacks against enclave programs. In *Proc. NDSS* (2017).
- [72] SHINDE, S., CHUA, Z. L., NARAYANAN, V., AND SAXENA, P. Preventing page faults from telling your secrets. In *Proc. AsiaCCS* (2016).
- [73] SHINDE, S., LE TIEN, D., TOPLE, S., AND SAXENA, P. PANOPLY: Low-TCB Linux Applications With SGX Enclaves. In *Proc. NDSS* (2017).
- [74] SINHA, R., COSTA, M., LAL, A., LOPES, N., SESHIA, S., RAJAMANI, S., AND VASWANI, K. A design and verification methodology for secure isolated regions. In *PLDI* (2016).
- [75] SINHA, R., RAJAMANI, S., SESHIA, S., AND VASWANI, K. Moat: Verifying confidentiality of enclave programs. In *Proc. ACM CCS* (2015).
- [76] SMITH, J. M., AND SCHUCHARD, M. Routing Around Congestion: Defeating DDoS Attacks and Adverse Network Conditions via Reactive BGP Routing. In *Proc. IEEE S&P* (2018).
- [77] SONG, D. Towards An Open-Source, Formally-Verified Secure Enclave. In *Workshop on Inter-Disciplinary Research Challenges in Computer Systems (Co-located with ASPLOS18)* (2018).
- [78] STORM, D. Biggest DDoS attack in history slows Internet, breaks record at 300 Gbps. In *ComputerWorld* (2013).
- [79] TOPLE, S., PARK, S., KANG, M. S., AND SAXENA, P. VeriCount: Verifiable Resource Accounting Using Hardware and Software Isolation. In *ACNS* (2018).
- [80] TRACH, B., KROHMER, A., GREGOR, F., ARNAUTOV, S., BHATTOTIA, P., AND FETZER, C. Shieldbox: Secure middleboxes using shielded execution. In *Proc. ACM SOSR* (2018).
- [81] TUNG, L. New world record DDoS attack hits 1.7Tbps days after landmark GitHub outage. In *ZDNet* (2018).

$$\begin{aligned}
& \text{Minimize } z \\
s.t. \quad & \forall p, q : z \geq \alpha \left(u \sum_{i=1}^k y_{i,p} + v \right) + \sum_{i=1}^k x_{i,q} y_{i,q} \quad (3) \\
& \forall i : u \cdot \sum_{j=1}^n y_{i,j} + v \leq M \quad (4) \\
& \forall j : \sum_{i=1}^k x_{i,j} y_{i,j} \leq G \quad (5) \\
& \forall i : \sum_{j=1}^n x_{i,j} = b_i \quad (6) \\
& \forall x_{i,j}, y_{i,j} : (1 - y_{i,j}) x_{i,j} = 0 \quad (7) \\
& \forall x_{i,j} \geq 0 \quad \text{and} \quad \forall y_{i,j} \in \{0, 1\} \quad (8)
\end{aligned}$$

Figure 13: ILP formulation for the optimal rule distribution.

- [82] WESSELS, D., AND MOHAISEN, A. Open Resolvers in COM/NET Resolution. *DNS-OARC Spring Workshop* (2014).
- [83] WOOLF, N. DDoS attack that disrupted internet was largest of its kind in history, experts say. In *ComputerWorld* (2016).
- [84] YAAR, A., PERRIG, A., AND SONG, D. SIFF: A stateless internet flow filter to mitigate DDoS flooding attacks. In *Proc. IEEE S&P* (2004).
- [85] YANG, X., WETHERALL, D., AND ANDERSON, T. A DoS-limiting network architecture. In *Proc. ACM SIGCOM* (2005).
- [86] YEGULALP, S. Level 3 accuses Comcast, other ISPs of ‘deliberately harming’ broadband service. In *InfoWorld* (2014).
- [87] YORK, K. Dyn statement on 10/21/2016 DDoS attack. *Dyn Blog* (2016).

A ILP Formulation for Multi-Enclave Optimization

Our goal is to fully utilize the available resource on n enclaves in terms of the bandwidth and memory, without triggering the performance degradation. Also, the load on each enclave should be balanced, in order to reduce the chance of any enclave getting closer to the limit of G or M . Hence, the maximum C_j and maximum I_j should all be as small as possible, as shown in Equation 3. Note that a constant coefficient α is used to balance two maximums in the sum. Because of the capacity limit of a single enclaved filter, any filter should have less than M memory consumption (Equation 4) and less than G bandwidth load (Equation 5). Since b_i is distributed to multiple filters, so their allocated bandwidth with respect to rule i should sum up to the value of b_i (Equation 6). Two decision variables are not independent since when $y_{i,j} = 0$, $x_{i,j}$ should never be a positive value. (Equation 7).

B Greedy Algorithm for Scalable Filter Design

The pseudocode in Algorithm 1 summarizes the greedy algorithm we use for the filter rule distribution problem for the

scalable VIF filter design in Section 4.2.2.

Algorithm 1 Greedy algorithm for rule distribution and bandwidth allocation

```

1: procedure GREEDYSOLVER( $b_1, b_2, \dots, b_k, M, G, \lambda, u, v$ )
2:    $B \leftarrow \{b_1, b_2, \dots, b_k\}, g \leftarrow \frac{1}{n} \sum_{i=1}^k b_i, h \leftarrow \frac{k}{n}$ 
3:   while  $g \leq G$  and  $h \leq (M-v)/u$  do
4:      $X \leftarrow \text{ASSIGNBANDWIDTH}(B, h, g, n)$ 
5:     if  $X \neq \emptyset$  then
6:       return  $X$ 
7:     end if
8:      $g \leftarrow g + \Delta g$ 
9:     if  $g > G$  then
10:       $h \leftarrow h + \Delta h, g \leftarrow \frac{1}{n} \sum_{i=1}^k b_i$ 
11:    end if
12:  end while
13: end procedure
14: procedure ASSIGNBANDWIDTH( $B, h, g, n$ )
15:    $X \leftarrow \emptyset, j \leftarrow 1$ 
16:   while  $B \neq \emptyset$  and  $j \leq n$  do
17:      $r \leftarrow g, c \leftarrow 0$   $\triangleright c$ : remaining bandwidth for filter  $j$ ;  $f$ : rule counter
18:     while  $B \neq \emptyset$  and  $c \leq h$  do
19:        $b_i \leftarrow \text{PopMin}(B)$ 
20:       if  $b_i < r$  and  $j+1 \leq h$  then
21:          $x_{i,j} \leftarrow b_i, X \leftarrow X \cup \{x_{i,j}\}, c \leftarrow c+1, r \leftarrow r-b_i$ 
22:       continue
23:     end if
24:      $B \leftarrow B \cup \{b_i\}, b_i \leftarrow \text{PopMax}(B)$ 
25:     if  $b_i \leq r$  then
26:        $x_{i,j} \leftarrow b_i, X \leftarrow X \cup \{x_{i,j}\}, c \leftarrow c+1, j \leftarrow j+1$ 
27:     else
28:        $x_{i,j} \leftarrow r, X \leftarrow X \cup \{x_{i,j}\}, b_i \leftarrow b_i - r, B \leftarrow B \cup \{b_i\}$ 
29:     end if
30:     break
31:   end while
32: end while
33: if  $B = \emptyset$  then
34:   return  $\emptyset$ 
35: end if
36: return  $X$ 
37: end procedure

```

C Dynamic Test of Intermediate ASes

A victim network finds and avoids suspicious ASes that drop the VIF-allowed packets. Particularly, we utilize the well-known BGP *poisoning-based* inbound rerouting techniques (e.g., LIFEGUARD [44] and Nyx [76]) to reroute (or detour) inbound traffic and avoid traversing any intermediate ASes for a short period of time (e.g., a few tens of seconds). These BGP poisoning-based rerouting technologies do *not* require any inter-AS coordination and thus the victim network can independently test if any intermediate ASes drop packets (even without the VIF IXP’s agreement).

If misbehavior of an intermediate AS is detected by the victim network, then the misbehaving AS can be avoided for the extended period of time (at least during the VIF session) for auditable filtering. Or, if the victim network continuously witnesses that VIF-allowed packets are dropped continuously when dynamically changing the inbound routes, it may conclude that the VIF IXP itself has been misbehaving. The victim network can then discontinue the VIF contract with the VIF IXP at its discretion.

Note that we do not consider extremely adverse network adversaries, such as dropping all the packets between the VIF

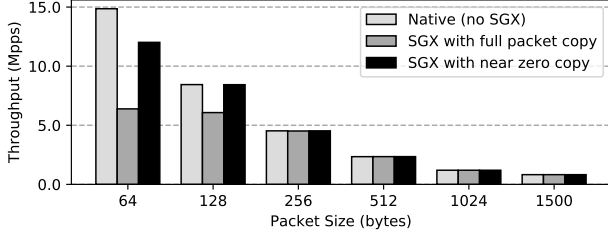


Figure 14: Throughput performance in packet-per-second for varying packet sizes and 3,000 rules with three implementation versions: (1) Native (no SGX), (2) SGX with full packet copy, and (3) SGX with near zero copy.

IXP and the victim network, which cannot be handled properly by any possible defenses in the current Internet architecture.

D Additional Evaluation of Throughput Performance of VIF

Figure 14 shows the throughput evaluation in packet per second metric. Taking a closer look at the SGX with full packet copy implementation, we notice that the maximum packet processing rate is capped at roughly 6 Mpps, which suggests the inherent capacity limit of the full packet-copy operations. Unlike the full packet copy version, the near zero-copy version shows no such throughput cap in terms of packet per second.

E Connection-Preserving Filtering Performance of VIF

As we discussed in Section 4.1.2, the two mechanisms for connection preservation (i.e., hash-based filtering, exact-match rule based filtering) have different advantages and disadvantages. Thus, we present a *hybrid* design for practical operations. For any new flow that does not match any existing exact-match filter rules, the filter allows/drops based on the hash digest of the 5-tuple of the packets and queues this 5-tuple. At every filter rule update (e.g., every 5 seconds)¹⁰, all the newly received flows since the last update are converted into exact-match rules and inserted to the lookup table. This hybrid design amortizes the cost of lookup table update by batch processing multiple newly observed flows at every update period. Also, it limits the per-packet latency increase due to hash operations since newly observed flows should be the minority in general. Indeed, our experiments on the performance overhead of the use of hash-based filtering with various packet sizes show no performance degradation, except with small packet size.

¹⁰The rule update period can be synchronized with that of the rule re-configuration for scalable, multiple enclave operations; see Section 4.2.2.

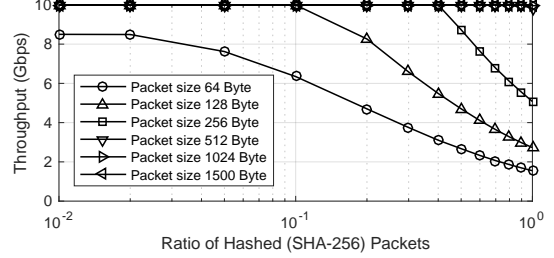


Figure 15: Throughput performance of the maximum 10 Gbps VIF filter when a varying fraction of packets are hashed (i.e., SHA-256 is calculated for the 5-tuple bits)

Table 2: Overhead of filter rule batch insertion to a multi-bit trie lookup table.

Number of rules in a batch	1	10	100	1000
Insert time (millisecond)	50	52	53	75

Figure 15 shows our experiment on the performance overhead of the use of hash-based filtering for varying fraction of incoming packets. Particularly, when the ratio of hashed packets is low (e.g., $< 10\%$), we observe no performance degradation in all packet sizes, except the smallest size (i.e., 64 Byte) where up to 25% throughput degradation is measured. We argue that this performance degradation is easily acceptable because in general, the fraction of newly observed flows within a short period (e.g., 5 seconds) would be small. Moreover, the 64-Byte performance degradation in Figure 15 must be the lower-bound result since it assumes that all the packets are 64 Byte short packets.

Table 2 shows the benchmark on the time taken to insert the batched new exact-match rules to a multi-bit tri-based lookup table. Our test shows that the batch insertion of filter rules is quite efficient and incurs minimal performance overhead even for large batch size; e.g., only 75 milliseconds compared to 5-second rule update period.

F Remote Attestation Performance

VIF performs remote attestation for each new enclave that the VIF IXP launches on its infrastructure. Since VIF is expected to operate under DDoS attacks, we want to ensure that the launching of multiple-enclaves on demand does not become the bottleneck for our deployment model. Here, we measure the total amount of time to complete an end-to-end remote attestation process for one enclave. In our micro-benchmark for remote attestation for the conservative performance tests, we set up the filter enclave and the destination on a cloud machine hosted in South Asia, and the IAS service hosted in Ashburn, Virginia, United States. For an enclave binary of size 1 MB, the platform takes 28.8 milliseconds and the total end-to-end latency of 3.04 seconds with a standard deviation 9.2 of milliseconds.

G Top Regional IXPs

We use the IXP peering membership from CAIDA [3] to count the number of AS members of each IXP and summarize the top five IXPs in each of five regions (Europe, North America, South America, Asia Pacific and Africa) in Table 3.

Table 3: Top five IXPs in each of the five regions. Numbers inside the parentheses denote the member sizes of the IXPs.

Rank	Europe	North America	South America	Asia Pacific	Africa
1	AMS-IX (1660)	Equinix Ashburn (598)	IX.br São Paulo (2082)	Equinix Singapore (504)	NAPAfrica Johannesburg (506)
2	DE-CIX (1494)	Any2 (557)	PTT Porto Alegre (258)	Equinix Sydney (393)	NAPAfrica Cape Town (258)
3	LINX Juniper (755)	SIX (462)	PTT Rio de Janeiro (246)	Megaport Sydney (383)	JINX (180)
4	EPIX Katowice (732)	TorIX (426)	CABASE-BUE (183)	BBIX Tokyo (286)	NAPAfrica Durban (122)
5	LINX LON1 (697)	Equinix Chicago (384)	PTT Curitiba (140)	HKIX (281)	IXPN Lagos (69)