

Dielectric dependent hybrid functionals for heterogeneous materials

Huihuo Zheng*

*Argonne Leadership Computing Facility,
Argonne National Laboratory, Lemont, IL 60439, USA*

Marco Govoni†

*Materials Science Division, Argonne National Laboratory, Lemont, IL 60439, USA and
Institute for Molecular Engineering,
University of Chicago, Chicago, IL 60637, USA*

Giulia Galli‡

*Materials Science Division, Argonne National Laboratory, Lemont, IL 60439, USA and
Institute for Molecular Engineering and Department of Chemistry,
University of Chicago, Chicago, IL 60637, USA*

(Dated: May 21, 2019)

Abstract

We derive a dielectric-dependent hybrid functional which accurately describes the electronic properties of heterogeneous interfaces and surfaces, as well as those of three- and two-dimensional bulk solids. The functional, which does not contain any adjustable parameter, is a generalization of self-consistent hybrid functionals introduced for homogeneous solids, where the screened Coulomb interaction is defined using a spatially varying, local dielectric function. The latter is determined self-consistently using density functional calculations in finite electric fields. We present results for the band gaps and dielectric constants of 3D and 2D bulk materials, and band offsets for interfaces, showing an accuracy comparable to that of GW calculations.

* huihuo.zheng@anl.gov

† mgovoni@anl.gov

‡ gagalli@uchicago.edu

I. INTRODUCTION

Density Functional Theory (DFT) was first applied to compute the structural and electronic properties of condensed systems more than 35 years ago [1–3], using the local density approximation [4, 5] of the exchange and correlation (xc) energy functional. Approximately ten years later, when gradient corrected approximations (GGA) [6–11] for the xc energy were derived, DFT was adopted for some molecular investigations by the quantum chemistry community. Shortly after the first GGA molecular calculations, hybrid functionals were proposed [12–18] and most DFT applications for finite systems, which use localized basis sets, have been carried out with hybrid functionals [19, 20], most notably B3LYP [13, 21, 22]. These are functionals where the exchange energy is defined as a linear combination of exact (Hartree-Fock) and local exchange [23]. The condensed matter physics community adopted hybrid functionals later than the quantum chemistry community, due to computational difficulties in evaluating the Hartree-Fock (HF) exchange energy using plane wave (PW) basis sets; these are the basis set of choice in most of the codes used for materials [24–31], although periodic DFT codes using localized basis sets are also in use [32–35]. The difficulties in evaluating HF exchange in PW basis sets have now been largely overcome, with the advent of fast algorithms based on bisection techniques [36–39] or maximally localized Wannier functions [40, 41]. Nevertheless periodic DFT calculations with hybrid functionals and PW basis sets remain substantially heavier, from a computational standpoint, than local or semi-local DFT calculations. The functionals PBE0 [42] and HSE [43–45] are among the most popular hybrid functionals used for condensed systems, and lately dielectric dependent hybrid functionals [46–49] have been increasingly used to predict structural and electronic properties of solids [46, 47, 49–57] and liquid [58–60] and of several molecules [47, 48, 61]. Another category of orbital dependent functionals recently proposed is that of Koopmans-compliant functionals, used for both molecules and solids [62–64].

A drawback of most of the functionals mentioned above is that while they work well for certain classes of homogeneous systems, e.g. solids, they are usually not as accurate for heterogeneous systems, e.g. surfaces and interfaces, where the dielectric screening of different portions of the system differ substantially. For heterogeneous semiconductors, Shimazaki *et al.* [65] introduced an estimator of the electrostatic environment surrounding the atoms in a semiconductor leading to the definition of position-dependent atomic dielectric constants.

For solid/solid interfaces, Borlido *et al.* [66] introduced a non-local mixing fraction, based on an estimator of a local dielectric function that contains parameters to be evaluated with system-dependent fitting procedures.

In this work, we propose a hybrid functional that describes equally accurately three- and two-dimensional solids, as well as surfaces and interfaces, and which is derived entirely from first principles, with no need to define any adjustable parameter. The functional is based on an approximation of the screened Coulomb interaction using a local dielectric function, which is derived from first principles by minimizing a dielectric enthalpy functional. We first discuss (Section II) the foundation of dielectric disentanglement by showing that the dielectric screening of a system composed of two subsystems interfaced with each other, may be decomposed into the screening of the two subsystems plus an interfacial contribution. The disentanglement is carried out using a localized representation of the eigenvectors of the dielectric matrix, obtained using bisection techniques originally proposed for the eigenfunctions of Kohn-Sham Hamiltonians [36]. Our results on dielectric decomposition are used to justify the definition of a local, spatial dependent dielectric function (Section II), which in the bulk portion of the subsystems coincides with their respective dielectric constants. We then use this local dielectric function to define a dielectric hybrid functional for heterogeneous systems (Section III); the functional is derived from first principles, without any adjustable parameter, by carrying out calculations in finite electric field. Finally we present results for 3D and 2D solids in Section VA and for surfaces and interfaces in Section VB, with focus on the calculations of band gaps, dielectric constants and band-offsets.

II. SPATIAL DISENTANGLEMENT OF DIELECTRIC SPECTRA

In this section, we address the following question: can the dielectric matrix of an heterogeneous system (composed, e.g. of two solids or a liquid and a solid) be expressed in terms of the dielectric matrices of the subsystems? For simplicity we restrict our attention to a system of volume Ω composed of two subsystems, A and B interfaced with each other and we consider a single interface between A and B. We address the question by writing a spectral decomposition of the dielectric matrices of the heterogeneous system and of A and B, and then we use bisection techniques [36] to localize the eigenvectors of the dielectric matrices in desired regions of space.

According to linear response theory, the density-density response function χ and the irreducible polarizability χ^0 are related to the dielectric matrix (ϵ) of the system by the following equation:

$$\bar{\epsilon} = 1 - \bar{\chi}^0, \quad \bar{\chi} = \frac{\bar{\chi}^0}{1 - \bar{\chi}^0}, \quad (1)$$

where the bar in Eq. (1) indicates that the functions have been symmetrized with respect to the Coulomb potential (see, e.g. Ref. [67]). We represent $\bar{\chi}^0$ using its spectral decomposition,

$$\bar{\chi}^0(\mathbf{r}, \mathbf{r}') = \sum_n \lambda_n \phi_n(\mathbf{r}) \phi_n^*(\mathbf{r}'), \quad (2)$$

where ϕ_n and λ_n are eigenvectors and eigenvalues, respectively. In the following we focus on static dielectric responses.

Fig. 1 shows the eigenvalues of $\bar{\chi}^0$ (left panels) for two representative interfaces, H-Si/H₂O and Si/Si₃N₄, one where the two subsystems are non-covalently bonded and one where there are covalent bonds at the interface (the geometry of the model slabs and how they were obtained are described in the SM [68]). The square moduli of selected eigenvectors projected in the direction perpendicular to the interface (z) and their corresponding eigenvalues (dots) are shown on the right and left panels of Fig. 1, respectively. For both surfaces, we see that some eigenmodes are predominantly localized on one side of the slabs while other modes, especially those corresponding to $|\lambda_i| \rightarrow 0$ (green and red curves) are localized over the entire slab.

In order to express response functions of the entire system in terms of those of the subsystems, we represent the dielectric matrix in terms of localized functions, instead of eigenfunctions. We first define two subsystems using the projection of the electronic charge density on the z -axis perpendicular to the interface, as illustrated in Fig. 2. The use of the charge density to define regions A and B introduces a certain degree of arbitrariness, as a criterion is required to determine charge density minima, in correspondence of which interface planes are defined. Such a criterion is system dependent. While the charge density is used in this section to define interfacial planes for the purpose of illustrating the concept of disentanglement of the dielectric response, it will not be used in practical calculations. As we will see in Section IV, a general, system independent procedure can be defined to compute local dielectric functions.

After partitioning the full system into subsystems using the charge density, we obtain a set of localized functions from the set of eigenvectors ϕ_i by constructing and diagonalizing

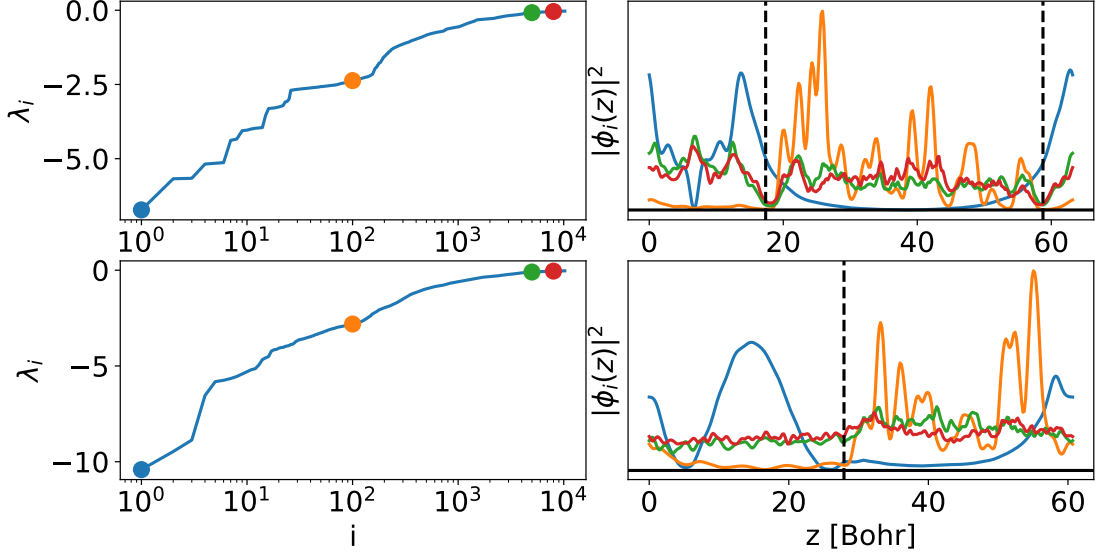


FIG. 1. Spectral decomposition of the response function $\bar{\chi}^0$ of H-Si/H₂O (upper panels) and Si/Si₃N₄ (lower panels) interfaces. Left: eigenvalues of $\bar{\chi}^0$; the points correspond to eigenvectors shown on the right panel. Right: selected eigenpotentials (labeled by different colors) projected on the axis (z) perpendicular to the interface: $|\phi_i(z)|^2 = \frac{1}{L_x L_y} \int dx dy |\phi_i(x, y, z)|^2$. The black vertical dashed lines denote the position of the interface and are determined according to the spatial variation of the charge density (see Fig. 2)

the filtered overlap matrix \mathcal{M} ,

$$\begin{aligned} \mathcal{M}_{ij} &:= \int_{\mathbf{r} \in \Omega_S} d\mathbf{r} \phi_i^*(\mathbf{r}) \phi_j(\mathbf{r}), \\ \mathcal{M} \cdot V_m &= w_m V_m, \quad w_m \in [0, 1], \end{aligned} \quad (3)$$

where w_m and V_m are eigenvalues and eigenvectors of \mathcal{M} , and Ω_S is the volume of either subsystem A or B as defined using the electronic charge density (see Fig. 2). The set of eigenvectors of \mathcal{M} provides the transformation matrix from the set of $\phi_i(\mathbf{r})$'s to a set of localized orbitals. The eigenvalues w_m represent the weights of the localized orbital $\phi_m^{\text{loc}}(\mathbf{r})$ within the subspace Ω_S :

$$w_m = \frac{\int_{\mathbf{r} \in \Omega_S} d\mathbf{r} |\phi_m^{\text{loc}}(\mathbf{r})|^2}{\int d\mathbf{r} |\phi_m^{\text{loc}}(\mathbf{r})|^2}. \quad (4)$$

If $w_i \simeq 1$, ϕ_i^{loc} is localized on Ω_S ; if $w_i \simeq 0$, ϕ_i^{loc} is localized on $\Omega - \Omega_S$. We classify the

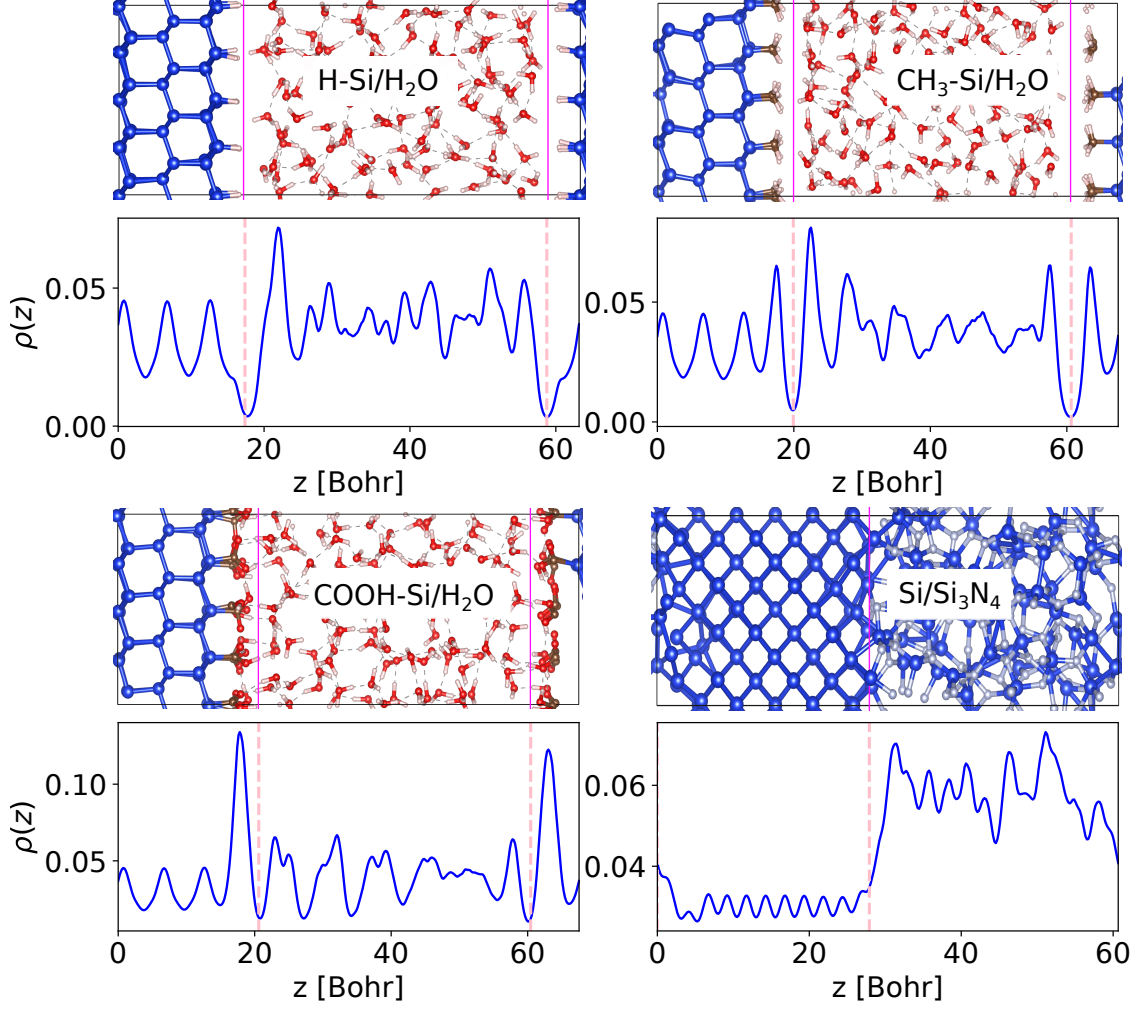


FIG. 2. Charge density ρ (e/Bohr^3) of four slabs representing solid/liquid and solid/solid interfaces projected on the axis z perpendicular to the interface [$\rho(z) = \frac{1}{L_x L_y} \int dx dy dz \rho(\mathbf{r})$]. Vertical red lines represent the position of the interfaces and were determined based on the spatial variation of the charge density.

$\phi_i^{\text{loc}}(\mathbf{r})$'s into three subsets:

$$\begin{aligned}
 \mathcal{F}_A &= \left\{ \phi_i^{\text{loc}} \mid w_i < w_{\text{thr}} \right\}, \\
 \mathcal{F}_B &= \left\{ \phi_i^{\text{loc}} \mid w_i > 1 - w_{\text{thr}} \right\}, \\
 \mathcal{F}_I &= \left\{ \phi_i^{\text{loc}} \mid w_{\text{thr}} < w_i < 1 - w_{\text{thr}} \right\},
 \end{aligned} \tag{5}$$

where w_{thr} is a chosen localization threshold that can be systematically varied to verify the robustness and convergence of the localization procedure (it was chosen to be 0.01 in the examples shown in the figures).

Fig. 3 displays the weights w and the square moduli of localized basis functions for the H-Si/H₂O and Si/Si₃N₄ interfaces: we found that most of the basis functions are localized in one of the two subsystems, with the rest of them localized near the interface.

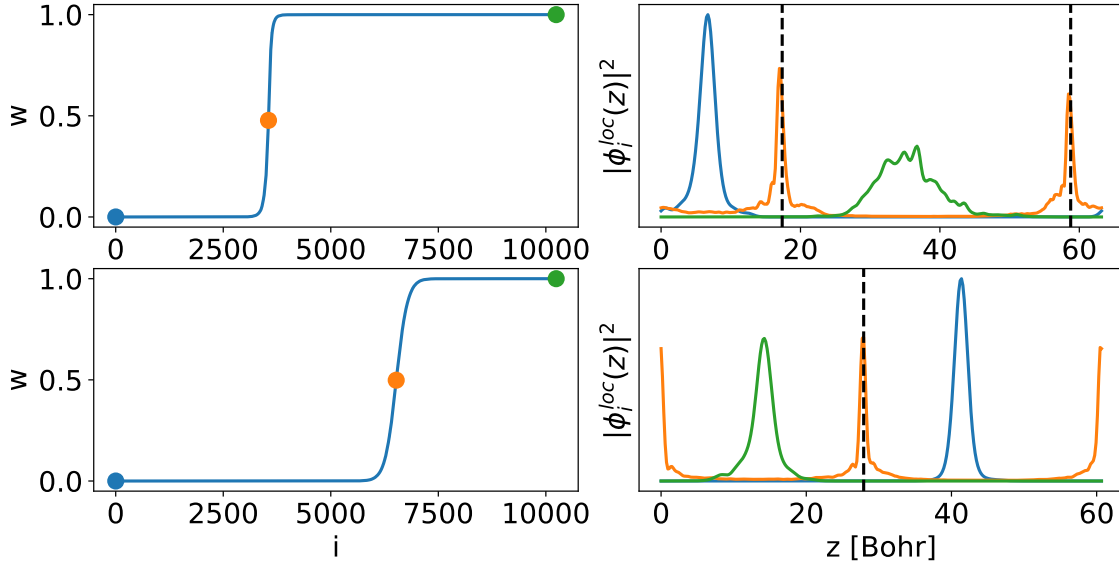


FIG. 3. Weights (w , left panels) of bisected localized potentials for two interfaces, as defined in Eq. (4), and representative bisected localized potentials (ϕ^{loc} , right panels), projected on the direction z perpendicular to the interface. The localized potentials have been obtained from the eigenpotentials of $\bar{\chi}_0$ for the H-Si/H₂O (upper panels) and Si/Si₃N₄ (lower panels) interfaces. The dots on the left panels correspond to the localized potentials shown on the right panels. In our calculations we included 10,240 eigenpotentials in the spectral decomposition of the irreducible polarizability and we verified that such number yielded a converged results for the localized orbitals and weights shown in the figure.

After obtaining the localized basis set \mathcal{F} ($\mathcal{F}_A \cup \mathcal{F}_B \cup \mathcal{F}_I$), we expressed the matrix elements of $\bar{\chi}^0$ as $\bar{\chi}^0 = \bar{\chi}_A^0 + \bar{\chi}_B^0 + \bar{\chi}_I^0 + \bar{\chi}_{\text{off-diag.}}^0$, where $\bar{\chi}_{\text{off-diag.}}^0$ includes all the off-diagonal blocks representing the coupling between the two subsystems. By diagonalizing $\bar{\chi}_A^0$, $\bar{\chi}_B^0$ and $\bar{\chi}_I^0$ in the respective subspaces \mathcal{F}_A , \mathcal{F}_B , and \mathcal{F}_I defined in Eq. (5), we found that the response of the whole system can be disentangled into contributions from the subsystems, i.e. we found that for all systems studied here:

$$\text{eig}(\bar{\chi}_A^0) \cup \text{eig}(\bar{\chi}_B^0) \cup \text{eig}(\bar{\chi}_I^0) \simeq \text{eig}(\bar{\chi}^0). \quad (6)$$

Fig. 4 shows decomposed spectra [Eq. (6)] compared with the spectrum of the whole

system. It is seen that $[\text{eig}(\bar{\chi}_A^0) \cup \text{eig}(\bar{\chi}_B^0) \cup \text{eig}(\bar{\chi}_I^0)]$ and $\text{eig}(\bar{\chi}^0)$ give very similar results, with small differences in the low eigenvalue regions, due to the neglect of the elements of $\chi_{\text{off-diag.}}^0$. As expected neglecting these elements is a better approximation for aqueous interfaces than for the Si-Si₃N₅ interface, where covalent bonds are formed. Therefore, we conclude that the dielectric screening of the whole slab may be approximated as the sum of contributions from the subsystems plus an interfacial dielectric screening contribution.

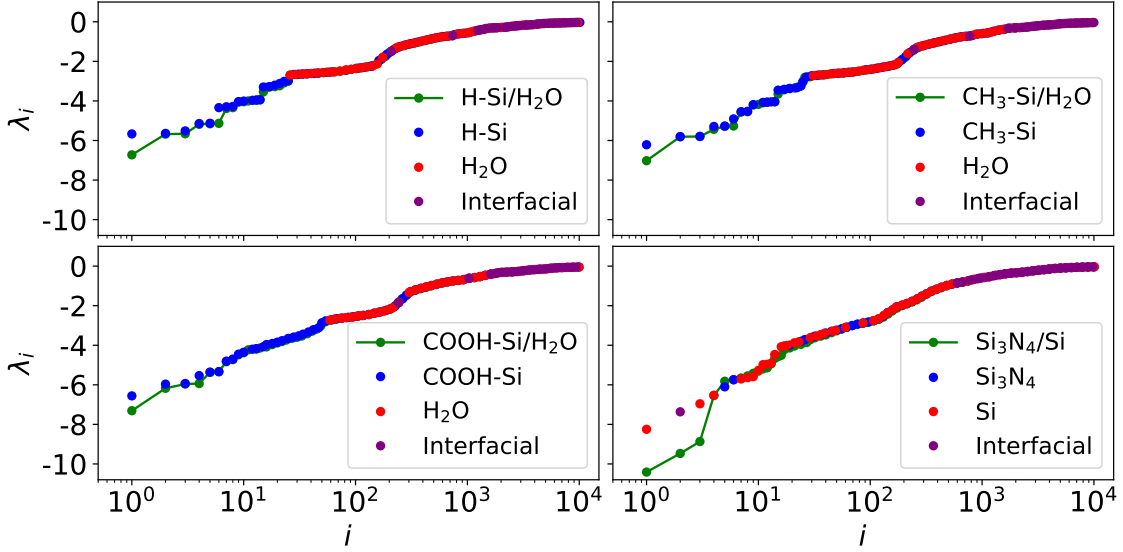


FIG. 4. Disentanglement of the dielectric spectra of several interfacial systems. The eigenvalues (λ) of the subsystems (dots) are compared with those of the whole system (solid curve) to verify the validity of Eq. (6).

The results of this section indicate that it is reasonable to approximate the screening of the entire slab by a local dielectric function $\epsilon(\mathbf{r})$, a smooth function expected to describe accurately the screening of the two separate subsystems in their respective bulk regions. We will see in the next section that these assumptions lead to a definition of a generalized dielectric hybrid functional which yields accurate band gaps and dielectric constants for 2D and 3D systems and band offsets for complex interfaces.

We now turn to describing a procedure to obtain $\epsilon(\mathbf{r})$ which does not rely on the definition of an interface plane based on the electronic charge density, nor on any parameters defining subsystems A and B.

III. DIELECTRIC-DEPENDENT HYBRID FUNCTIONALS

The results on dielectric disentanglement described in the previous section led to the idea of defining a local dielectric function whose limiting values in the two subsystems is expected to coincide with the dielectric constants of the respective bulk subsystems. Such a local dielectric function can then be used to generalize the hybrid functionals introduced in Ref. [46]. In the following, we define the local dielectric function from first principles.

In Ref. [46], the screened Coulomb interaction in a homogeneous system is approximated as $W(\mathbf{r}, \mathbf{r}') = \frac{1}{\epsilon_\infty |\mathbf{r} - \mathbf{r}'|}$, where ϵ_∞ is the macroscopic static dielectric constant. This approximation is used in the definition of a hybrid functional similar to PBE0 but with mixing fraction $\alpha = 1/\epsilon_\infty$ instead of 0.25. Several authors have suggested using α as an adjustable parameter to reproduce the experimental band gap of solids [49, 69–74].

Following the definition of exchange in Ref. [46, 66], if we write the screened Coulomb potential as

$$W(\mathbf{r}, \mathbf{r}') = \alpha(\mathbf{r}, \mathbf{r}') \frac{1}{|\mathbf{r} - \mathbf{r}'|}, \quad (7)$$

the exchange energy of the entire system takes the following form [66]

$$E_x = - \sum_{i < j} \int d\mathbf{r} d\mathbf{r}' \alpha(\mathbf{r}, \mathbf{r}') \frac{\psi_i^*(\mathbf{r}) \psi_j^*(\mathbf{r}') \psi_j(\mathbf{r}) \psi_i(\mathbf{r}')}{|\mathbf{r} - \mathbf{r}'|} + \int d\mathbf{r} \left[1 - \alpha(\mathbf{r}, \mathbf{r}) \right] \rho(\mathbf{r}) e_x^{\text{PBE}}[\rho(\mathbf{r})]. \quad (8)$$

We assume that the function $\alpha(\mathbf{r}, \mathbf{r}')$ is a simple separable function of $\epsilon(\mathbf{r})$ and $\epsilon(\mathbf{r}')$, with $\alpha(\mathbf{r}, \mathbf{r}) = \epsilon(\mathbf{r})$ and we write:

$$\alpha(\mathbf{r}, \mathbf{r}') \simeq \frac{1}{\sqrt{\epsilon(\mathbf{r})\epsilon(\mathbf{r}')}}. \quad (9)$$

We then arrive at the following ansatz for the exchange and correlation energy:

$$E_{xc} = - \sum_{i < j} \int d\mathbf{r} d\mathbf{r}' \frac{1}{\sqrt{\epsilon(\mathbf{r})\epsilon(\mathbf{r}')}} \frac{\psi_i^*(\mathbf{r}) \psi_j^*(\mathbf{r}') \psi_j(\mathbf{r}) \psi_i(\mathbf{r}')}{|\mathbf{r} - \mathbf{r}'|} + \int d\mathbf{r} \left[1 - \frac{1}{\epsilon(\mathbf{r})} \right] \rho(\mathbf{r}) e_x^{\text{PBE}}[\rho(\mathbf{r})] + \int d\mathbf{r} \rho(\mathbf{r}) e_c^{\text{PBE}}[\rho(\mathbf{r})]. \quad (10)$$

where we have chosen the PBE approximation to represent the local part of the exchange and correlation energy.

The exchange-correlation functional defined in Eq. (10) is similar, in spirit, to the local functional proposed in Ref. [66]. However we emphasize two important conceptual and practical differences: we have provided a theoretical justification of Eq. (10) based on the decomposition of the screened Coulomb interaction into that of subsystems and an interfacial region. Next we show that $\epsilon(\mathbf{r})$ may be obtained from first principles by carrying out calculations in finite field, eliminating the need to tune any arbitrary parameter, or adopt any fitting, system-dependent procedure, which are necessary instead in the formalism of Ref. [66].

IV. SELF-CONSISTENT DETERMINATION OF LOCAL DIELECTRIC FUNCTIONS USING A FINITE FIELD APPROACH

Here we describe a finite field approach to compute $\epsilon(\mathbf{r})$. In general, the macroscopic dielectric tensor of any condensed system can be obtained by carrying out calculations in a finite electric field and by minimizing the functional [75–77]:

$$F(\mathbf{E}, [\rho]) = E_{\text{KS}}[\rho] + \int V(\mathbf{r})\rho(\mathbf{r})d\mathbf{r} = E_{\text{KS}}[\rho] - \int \mathbf{E} \cdot \mathbf{r}\rho(\mathbf{r})d\mathbf{r}, \quad (11)$$

where $\int \mathbf{E} \cdot \mathbf{r}\rho(\mathbf{r})d\mathbf{r}$ is called the electric enthalpy, and E_{KS} is the Kohn-Sham energy of the system. Alternatively one could minimize the functional:

$$U(\mathbf{D}, [\rho]) = E_{\text{KS}}[\rho] + \frac{1}{8\pi} \int d\mathbf{r}(\mathbf{D} - 4\pi\mathbf{P})^2, \quad (12)$$

where $\mathbf{D} = \mathbf{E} + 4\pi\mathbf{P} = \epsilon \cdot \mathbf{E}$, and \mathbf{P} is the polarization of the system; the components of the dielectric tensor ϵ are:

$$\epsilon_{\alpha\beta} = \delta_{\alpha\beta} + 4\pi \frac{\partial P_\alpha}{\partial E_\beta}, \quad (\epsilon^{-1})_{\alpha\beta} = \delta_{\alpha\beta} - 4\pi \frac{\partial P_\alpha}{\partial D_\beta}, \quad (13)$$

where α and β are Cartesian coordinates. In periodic systems, the induced polarization can be computed from the shift of the centers of the Wannier functions ($\Delta\mathbf{r}_c^i$) of the unperturbed system when an electric field is applied [78, 79]. For a homogeneous system of N_s occupied states, the average change in macroscopic polarization is given by

$$\Delta\mathbf{P} = \frac{-e}{\Omega} \sum_{i=1}^{N_s} \Delta\mathbf{r}_c^i. \quad (14)$$

This allows us to define a spatial dependent polarization for heterogeneous systems (e.g., 2D materials, surfaces and interfaces):

$$\Delta\mathbf{P}(\mathbf{r}) = -e \sum_{i=1}^{N_c} N_i \Delta\mathbf{R}_c^i \delta(\mathbf{r} - \mathbf{R}_c^i), \quad (15)$$

where N_s Wannier centers have been grouped in N_c clusters: N_i is the number of Wannier centers in the i -th cluster, $\Delta\mathbf{R}_c^i = \frac{1}{N_i} \sum_{j=1}^{N_i} \Delta\mathbf{r}_c^j$ is the shift of the center of the i -th cluster induced by the applied electric field. In practical calculations the δ -function is replaced by a Gaussian function of finite width equal to the average of the spreads of the corresponding Wannier orbitals belonging to the same cluster. We note that $\Delta\mathbf{P}$ entering Eq. (14) can be obtained from $\Delta\mathbf{P}(\mathbf{r})$ using the following relation:

$$\Delta\mathbf{P} = \frac{1}{\Omega} \int_{\Omega} \Delta\mathbf{P}(\mathbf{r}) d\mathbf{r}. \quad (16)$$

The spatial dependence of ϵ is then defined by the spatial dependence of the polarization, as given in Eq. (15).

We computed the local dielectric function $\epsilon(\mathbf{r})$ by minimizing the electric enthalpy [Eq. (11)] with the Kohn-Sham energy defined using the exchange correlation functional of Eq. (10). The minimization is carried out using a finite field approach, as implemented in the Qbox code [26, 80]. The function $\epsilon(\mathbf{r})$ is computed self-consistently. The whole procedure is schematically shown in Fig. 5. At the first iteration we perform a DFT calculation at the PBE level [$\alpha(\mathbf{r}, \mathbf{r}') = 0$]. At the second iteration we set $\epsilon(\mathbf{r}) = \epsilon^{\text{PBE}}(\mathbf{r})$ in Eq. (9) and repeat the process until $\epsilon(\mathbf{r})$ and the total energy are converged.

V. VALIDATION OF SELF-CONSISTENT HYBRID FUNCTIONALS FOR 3D & 2D MATERIALS, SURFACE & INTERFACES

A. Three-dimensional and two-dimensional materials

Fig. 6 shows the band gap at each iteration for bulk Si and a 3C-(SiC) computed using supercells with 512 atoms and the Γ point to sample the Brillouin zone (the corresponding $\epsilon(z)$ [average of $\epsilon(\mathbf{r})$ in the xy plane] are shown in the supplementary information [SI]). In both cases, calculations rapidly converge and the computed band gap agrees with the experimental one within ~ 0.1 eV (see Table. I). The results for dielectric constants and

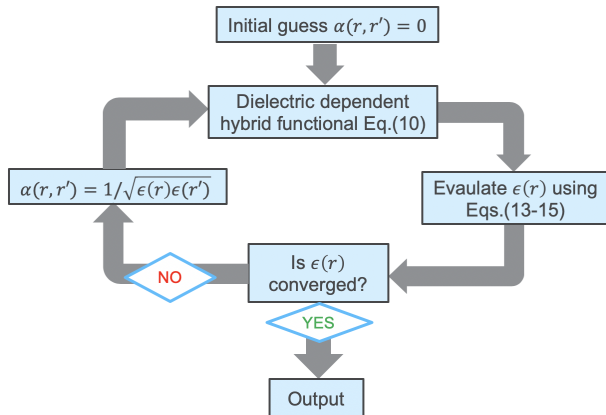


FIG. 5. Dielectric dependent hybrid (DDH) functional calculations. In evaluating $\epsilon(\mathbf{r})$, the derivatives entering Eq. (13) are computed numerically by performing two independent calculations with $E = \pm\delta$ a.u. and taking the difference, where δ is chosen small enough so as to insure calculations in the linear regime.

band gaps of several solids, including covalently, ionic and van der Waals bonded systems, are shown in Tables. I and II, respectively. Our results for the dielectric constants are all close to those of self-consistent hybrid calculations reported in Ref. [46] [using the functional of Eq. (10) with ϵ_∞ replacing $\epsilon(\mathbf{r})$]. The use of the microscopically averaged ϵ over the whole cell appear to yield results in slightly better agreement with experiments. Part of the small differences between column 3 and 4 in Table I is due to the use of pseudopotentials (this work) versus all electron calculations (Ref. [46]).

Table II shows band gaps obtained with the functional of Eq. (10) and the procedure shown in Fig. 5 (column 3) and those obtained with the global hybrid functional defined in Ref. [46] with two different values of ϵ_∞ : the bulk average of $\epsilon(\mathbf{r})$ computed in this work (column 4), and the ϵ_∞ from Ref. [46] (column 5). Considering that the all-electron results of Ref. [46] (reported in column 6) are obtained with all electrons and a localized basis set, the comparison between columns 5 and 6 shows differences arising from the use of pseudopotentials and the plane-wave basis set. The comparison between column 4 and 5 shows the sensitivity of the band gaps to slightly different values of α . The most interesting comparison is between column 3 and 4 which shows that the spatial variations of $\epsilon(\mathbf{r})$ hardly affect the band gap of covalently bonded systems; however they do influence the computed gap for ionic and especially van der Waals bonded solids.

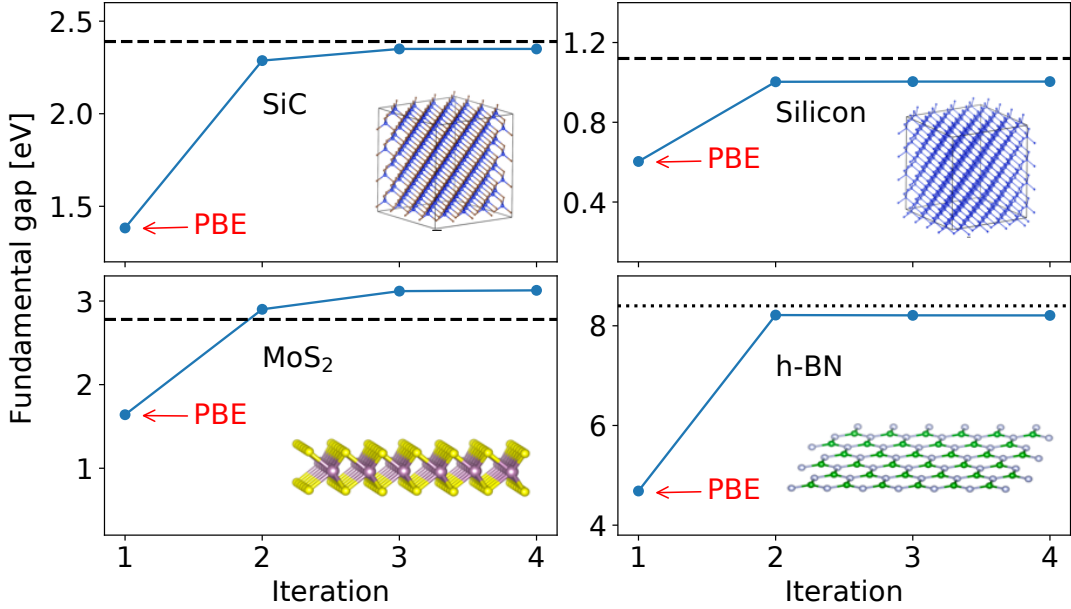


FIG. 6. Fundamental electronic gaps of 3D solids, 3C-SiC and Si (upper panel), and 2D materials, MoS₂ and h-BN (lower panel), computed using the functional of Eq. (10), as a function of the number of iteration of the self-consistent procedure (see Fig. 5). The horizontal dash lines denote experimental values. The dotted line (lower panel, right) is the self-consistent GW result for h-BN from Ref. [81].

Fig. 6 shows the band gap for monolayer MoS₂ and h-BN. The dielectric hybrid functional (DDH) of Eq. (10) predicts a fundamental gap of 3.1 eV for MoS₂. The effect of spin-orbit coupling, known to lead to a splitting of the degenerate valence bands of about 0.1 eV [95], was neglected in our calculations. Therefore, we conclude that our quasiparticle gap is in reasonable agreement with the experimental value of 2.78(2) eV [96].

The self-consistent hybrid functional of Eq. (10) predicts a gap of 8.2 eV for h-BN. This is consistent with that obtained with self-consistent GW calculations (~ 8.4 eV) in Ref. [81]. The Kohn-Sham gap obtained in PBE calculations is about 4 eV smaller, and G_0W_0 and GW_0 results using PBE wavefunctions also underestimate the quasiparticle gap by ~ 2 and ~ 1 eV, respectively [81, 97].

The dielectric function $\epsilon(z)$ of the 2D systems studied here turns out to be localized at the monolayers (see Fig. S3 in Ref. [68]). This provides a physical measure of the “dielectric thickness” of the 2D layers, which we define as $w_\epsilon = \frac{\int dz(z-z_0)^2\chi(z)}{\int dz\chi(z)}$ where $\chi(z) := \epsilon(z) - 1$.

TABLE I. The electronic dielectric constants (ϵ_∞) of three dimensional materials obtained from PBE and spatial-resolved dielectric dependent hybrid functional (DDH) calculations [Eq. (10)], compared with the results of Ref. [46] and experiment. All calculations (PBE and DDH) were carried out using ONCV pseudopotentials [82] and by sampling the Brillouin zone with the Γ point. The number of atoms or units used in the supercell calculations are indicated as subscripts for each solids.

	PBE	DDH	Ref. [46]	Exp.
Si	12.46	11.80	11.76	11.9 [83]
SiC	6.86	6.49	6.50	6.52 [83]
AlP	8.08	7.57	7.23	7.54 [83]
Diamond	5.77	5.58	5.61	5.70 [83]
MgO	3.26	2.99	2.81	2.96 [84]
LiCl	2.93	2.77	2.77	2.70 [85]
Ar	1.73	1.66	1.66	1.66 [86]
Ne	1.29	1.25	1.21	1.23 [87]

We obtain a thickness of 3.4 and 1.6 Bohr for MoS₂ and h-BN respectively. The spreads of the charge density (see Fig. S3 in Ref. [68]) are 2.3 and 1.3 Bohr respectively, slightly smaller than those of the respective dielectric functions, but comparable.

B. Surfaces and interfaces

In the case of surfaces and interfaces, we carried out calculations with the scheme outlined in Fig. 5, applying the \mathbf{E} field parallel to the surface/interface, insuring that the tangential part of the \mathbf{E} field is continuous across the interface. (If a constant \mathbf{D} field were applied, when minimizing the functional Eq. (12), the \mathbf{D} field would be instead perpendicular to the interface).

Fig. 7 shows the dielectric function and band offsets for an unreconstructed, hydrogen terminated silicon (111) surface (H-Si). We find that the dielectric constant in the silicon bulk regions is ~ 9 , which is smaller than that reported in Table I, due to finite size effects. Indeed, the silicon slab has only 72 Si atoms, a size insufficient to converge the dielectric

TABLE II. The fundamental energy gaps (eV) of three dimensional materials obtained from PBE and spatial-resolved dielectric dependent hybrid functional (DDH) calculations [Eq. (10)], compared with the results of Ref. [46] and experiment. All calculations (PBE and DDH) were carried out using ONCV pseudopotentials [82] and by sampling the Brillouin zone with the Γ point. The number of atoms or units used in the supercell calculations are indicated as subscripts for each solids. In columns 4 and 5 we report calculations with a constant mixing fraction (See Eq. (8)), $\alpha = 1/\bar{\epsilon}$, and $\alpha = 1/\epsilon_\infty$ respectively. The zero-phonon renormalization (ZPR) is reported when available from experiment [53].

	PBE	DDH	$\alpha = 1/\bar{\epsilon}$ ^a	$\alpha = 1/\epsilon_\infty$ ^b	Ref. [46]	ZPR	Exp.
Si	0.603	1.00	1.01	1.01	0.99	0.06	1.17 [88]
SiC	1.38	2.35	2.35	2.35	2.29	0.11	2.39 [89]
AlP	1.56	2.27	2.28	2.32	2.37	0.02	2.51[90]
Diamond	4.17	5.48	5.54	5.53	5.42	0.37	5.48 [91]
MgO	4.78	7.70	8.08	8.30	8.33	0.53	7.83 [92]
LiCl	6.47	9.38	9.56	9.56	9.62	0.17	9.40 [93]
Ar	8.70	13.93	14.34	14.34	14.67		14.2 [94]
Ne	11.62	20.60	22.38	22.72	23.67		21.7 [94]

^a Hybrid functional calculation with $\alpha = 1/\bar{\epsilon}$ where $\bar{\epsilon}$ is the bulk average of $\epsilon(\mathbf{r})$: values reported in Table I.

^b Hybrid functional calculation with $\alpha = 1/\epsilon_\infty$ where ϵ_∞ is from Ref. [46]: values reported in Table I.

constant to the bulk value.

The band gap of the silicon portion of the slab and the band offsets between the surface and vacuum obtained from DDH calculations are in good agreement with those of $G_0W_0@PBE$ calculations; we note that there is a slight difference in the spatial variation of the conduction band at the interface, which is sharper in the case of the hybrid functional calculations, possibly indicating differences between the PBE wavefunctions and charge density (not updated in the GW calculations) and the respective quantities computed self-consistently at the hybrid level.

Calculations for representative interfaces (H-Si/H₂O, CH₃-Si/H₂O, COOH-Si/H₂O, and Si/Si₃N₄) are shown in Fig. 8. We again observe that the calculation of $\epsilon(\mathbf{r})$ converges

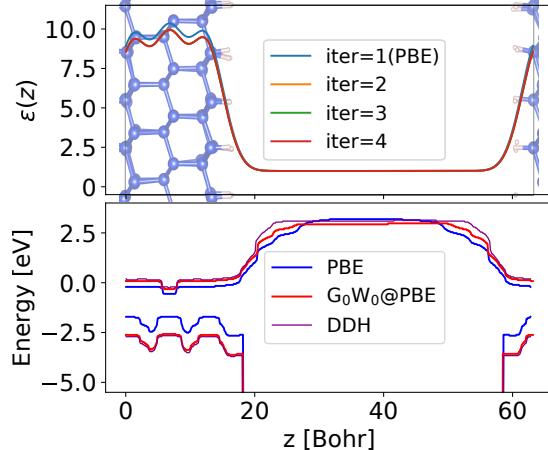


FIG. 7. The local dielectric function $\epsilon(z)$ of the unreconstructed, H-terminated Si(111) surface (Si-H), (average of $\epsilon(\mathbf{r})$ over the (x,y) plane) is plotted as a function of z , the direction perpendicular to the surface, on the upper panel. We show values obtained as a function of the number of iterations, when using the procedure outlined in Fig.5. The band offsets between the H-Si surface and vacuum, computed at different levels of theory, are shown on the right panel. We show results computed with the functional of Eq. (8), PBE and the $G_0W_0@PBE$ level of theory, obtained with the WEST code.

rapidly, after 3-4 iterations (see Fig. 8, upper panels). We can clearly see that there are two distinct average values of ϵ in the two bulk regions where ϵ oscillates around a constant value. The transition regions in the four interfaces, defined as the region where $\epsilon(\mathbf{r})$ changes sharply, have a thickness of approximately 5 Bohr for aqueous interfaces and 10 Bohr for the silicon-silicon nitride interface.

As already found for the hydrogenated Si-surface, the DDH functional of Eq. (10) predicts the band gap in the silicon bulk regions (Fig. 8) in agreement with $G_0W_0@PBE$. In the water region of the aqueous interfaces however, the VBM and CBM are substantially different from those predicted by $G_0W_0@PBE$ calculations; this is understandable since the PBE wavefunctions are not a good approximation of the band edges of water, as shown in Ref. [60]. The DDH calculations are instead in good agreement with the values reported in Ref. [60] and obtained at the $G_0W_0@sc$ -hybrid level, where the mixing fraction was taken equal to the electronic dielectric constant of water. The band gap (10.5 eV) is also in good agreement with that found in Ref. [60]. In the case of Si/Si₃N₄ (Table III) we compare our DDH results with experiment, and we find good agreement (the band gap of silicon is again larger than

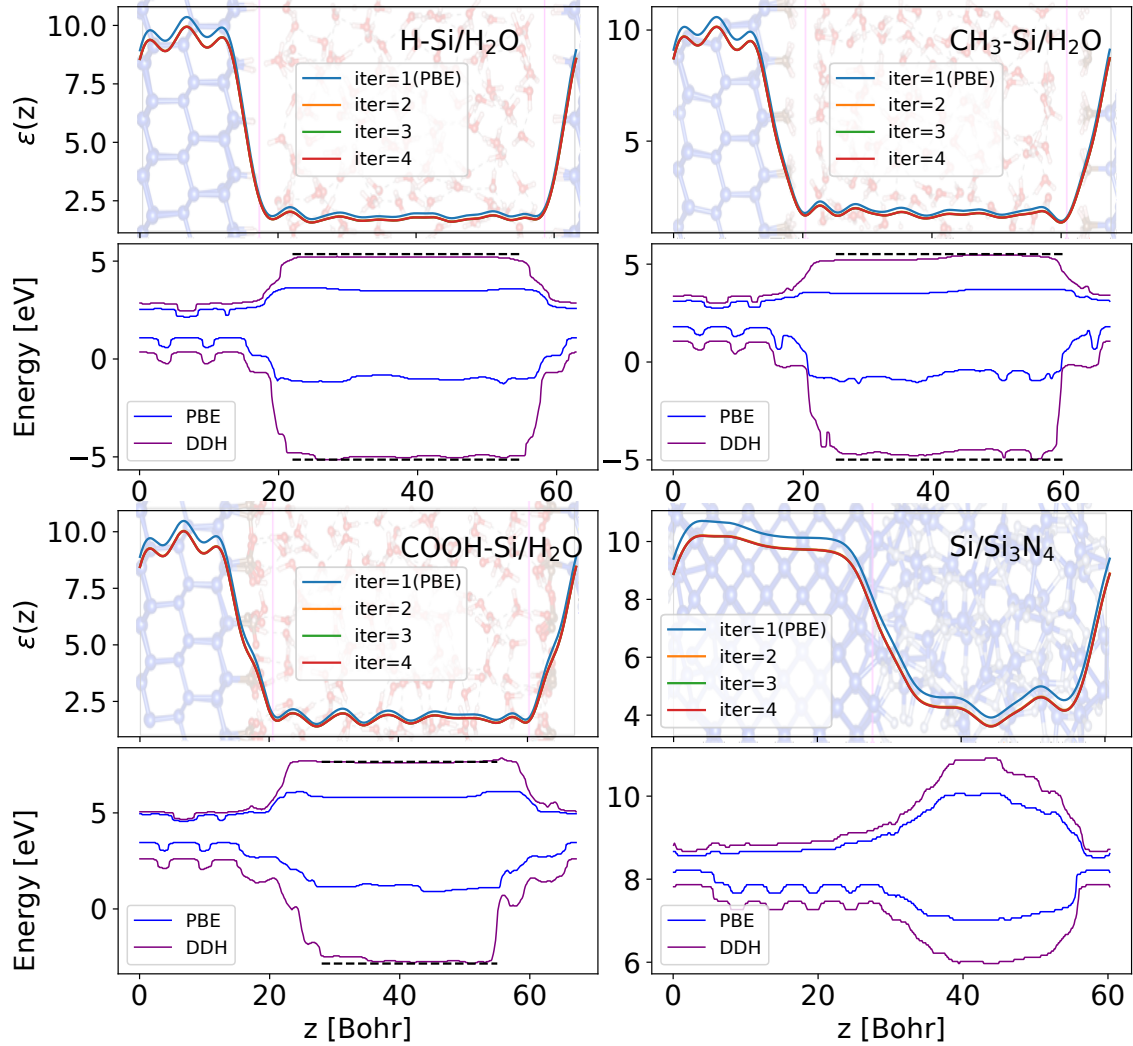


FIG. 8. Dielectric function [$\epsilon(z)$, average of $\epsilon(\mathbf{r})$ in the (x,y) plane] and band offsets of four interfaces computed using the DDH functional of Eq. (8). The dielectric function $\epsilon(z)$ is computed using the method outlined in Fig. 5; results are shown as a function of the number of iterations. The direction z is perpendicular to the interface. The electric field is applied along the x direction. The dashed lines for the band offsets of aqueous interfaces are the results of $G_0W_0@DDH$ calculations of water from Ref. [60], with the conduction band of H_2O aligned with the minimum of the conduction band of the corresponding interface.

in experiment, due to finite size effects, i.e. to the small slab chosen in our calculations).

TABLE III. Band offsets (eV) computed at different levels of theory (using the PBE functional and the functional of Eq. (10), with the procedure of Fig. 5) for the silicon-silicon nitride interface, compared with experiment (from [98] and the references therein)

Si/Si ₃ N ₄	PBE	DDH	Exp.
Conduction band offset	1.2	1.9	1.83 – 2.83
Valence band offset	0.7	1.3	1.5 – 1.78

VI. CONCLUSIONS

We introduced a general dielectric-dependent functional, which is applicable to any semiconductor and insulator and does not contain any adjustable parameter. The functional is a generalization of the self-consistent hybrid functional for homogeneous solids introduced in Ref. [46], and it is defined using a local, spatially dependent dielectric function. We justified the definition of the functional and the spatial variation of the dielectric function using the disentanglement of the dielectric spectra of heterogeneous systems in terms of the spectra of subsystems; such a disentanglement was achieved using linear combinations of dielectric eigenvectors localized in real space. The local dielectric function was then computed self-consistently by carrying our density functional calculations in finite electric fields.

We showed that the dielectric hybrid functional introduced here predicts the band gaps and dielectric constants of three- and two-dimensional solids, as well as band offsets of surfaces and interfaces, with an accuracy comparable to that of GW calculations, thus paving the way to efficient and accurate calculations of the electronic properties of complex heterogeneous systems.

Finally we note that the formulation introduced in our work provides a definition of the dielectric thickness of interfaces and 2D systems, and a physical interpretation of the spatial variations of single particle energy levels upon the formation of interfaces.

ACKNOWLEDGMENTS

We thank Francois Gygi, Christopher Knight, and Jonathan Skone for numerous discussions. This work was supported by Argonne Leadership Computing Facility (ALCF) Theta Early Science program and the Midwest Integrated Center for Computational Materials

(MICCoM). This work used computing resources of Argonne Leadership Computing Facility, which is a DOE Office of Science User Facility under Contract DE-AC02-06CH11357. We also gratefully acknowledge the computing resources provided on Bebop, a high-performance computing cluster operated by the Laboratory Computing Resource Center at Argonne National Laboratory.

-
- [1] M. T. Yin, *Theory of static structural properties, crystal stability, and phase transformations: Application to Si and Ge*, [Phys. Rev. B **26**, 5668 \(1982\)](#).
 - [2] R. G. Parr and W. Yang, *Density-functional theory of the electronic structure of molecules*, [Annual Review of Physical Chemistry **46**, 701 \(1995\)](#).
 - [3] R. M. Martin, *Electronic Structure: Basic Theory and Practical Methods* (Cambridge Univ. Press, Cambridge, 2004).
 - [4] D. M. Ceperley and B. J. Alder, *Ground State of the Electron Gas by a Stochastic Method*, [Phys. Rev. Lett. **45**, 566 \(1980\)](#).
 - [5] J. P. Perdew and A. Zunger, *Self-interaction correction to density-functional approximations for many-electron systems*, [Phys. Rev. B **23**, 5048 \(1981\)](#).
 - [6] D. C. Langreth and J. P. Perdew, *Theory of nonuniform electronic systems. I. analysis of the gradient approximation and a generalization that works*, [Phys. Rev. B **21**, 5469 \(1980\)](#).
 - [7] D. C. Langreth and M. J. Mehl, *Beyond the local-density approximation in calculations of ground-state electronic properties*, [Phys. Rev. B **28**, 1809 \(1983\)](#).
 - [8] C. D. Hu and D. C. Langreth, *A spin dependent version of the langreth-mehl exchange-correlation functional*, *Physica Scripta* **32**, 391 (1985).
 - [9] J. P. Perdew, J. A. Chevary, S. H. Vosko, K. A. Jackson, M. R. Pederson, D. J. Singh, and C. Fiolhais, *Atoms, molecules, solids, and surfaces: Applications of the generalized gradient approximation for exchange and correlation*, [Phys. Rev. B **46**, 6671 \(1992\)](#).
 - [10] J. P. Perdew, K. Burke, and M. Ernzerhof, *Generalized Gradient Approximation Made Simple*, [Phys. Rev. Lett. **77**, 3865 \(1996\)](#).
 - [11] Y. Zhang and W. Yang, *Comment on “generalized gradient approximation made simple”*, [Phys. Rev. Lett. **80**, 890 \(1998\)](#).
 - [12] A. D. Becke, *A new mixing of HartreeFock and local densityfunctional theories*, [The Journal](#)

- of *Chemical Physics* **98**, 1372 (1993).
- [13] A. D. Becke, *Densityfunctional thermochemistry. III. The role of exact exchange*, *The Journal of Chemical Physics* **98**, 5648 (1993).
- [14] A. D. Becke, *Densityfunctional thermochemistry. IV. A new dynamical correlation functional and implications for exactexchange mixing*, *The Journal of Chemical Physics* **104**, 1040 (1996).
- [15] J. P. Perdew, M. Ernzerhof, and K. Burke, *Rationale for mixing exact exchange with density functional approximations*, *The Journal of Chemical Physics* **105**, 9982 (1996).
- [16] J. Jaramillo, G. E. Scuseria, and M. Ernzerhof, *Local hybrid functionals*, *The Journal of Chemical Physics* **118**, 1068 (2003).
- [17] J.-D. Chai and M. Head-Gordon, *Systematic optimization of long-range corrected hybrid density functionals*, *The Journal of Chemical Physics* **128**, 084106 (2008).
- [18] T. M. Maier, A. V. Arbuznikov, and M. Kaupp, *Local hybrid functionals: Theory, implementation, and performance of an emerging new tool in quantum chemistry and beyond*, *Wiley Interdisciplinary Reviews: Computational Molecular Science* **0**, e1378 (2018).
- [19] C. W. Bauschlicher, *A comparison of the accuracy of different functionals*, *Chemical Physics Letters* **246**, 40 (1995).
- [20] X. Ren, P. Rinke, V. Blum, J. Wieferink, A. Tkatchenko, A. Sanfilippo, K. Reuter, and M. Scheffler, *Resolution-of-identity approach to Hartree–Fock, hybrid density functionals, RPA, MP2 and GW with numeric atom-centered orbital basis functions*, *New Journal of Physics* **14**, 053020 (2012).
- [21] C. Lee, W. Yang, and R. G. Parr, *Development of the colle-salvetti correlation-energy formula into a functional of the electron density*, *Phys. Rev. B* **37**, 785 (1988).
- [22] P. J. Stephens, F. J. Devlin, C. F. Chabalowski, and M. J. Frisch, *Ab Initio Calculation of Vibrational Absorption and Circular Dichroism Spectra Using Density Functional Force Fields*, *The Journal of Physical Chemistry* **98**, 11623 (1994).
- [23] S. Ghosh, P. Verma, C. J. Cramer, L. Gagliardi, and D. G. Truhlar, *Combining wave function methods with density functional theory for excited states*, *Chemical Reviews* **118**, 7249 (2018).
- [24] X. Gonze, J. M. Beuken, R. Caracas, F. Detraux, M. Fuchs, G. M. Rignanese, L. Sindic, M. Verstraete, G. Zerah, F. Jollet, M. Torrent, A. Roy, M. Mikami, P. Ghosez, J. Y. Raty, and D. C. Allan, *First-principles computation of material properties: the ABINIT software project*, *Computational Materials Science* **25**, 478 (2002).

- [25] X. Gonze, B. Amadon, P. M. Anglade, J. M. Beuken, F. Bottin, P. Boulanger, F. Bruneval, D. Caliste, R. Caracas, M. Côté, T. Deutsch, L. Genovese, P. Ghosez, M. Giantomassi, S. Goedecker, D. R. Hamann, P. Hermet, F. Jollet, G. Jomard, S. Leroux, M. Mancini, S. Mazevet, M. J. T. Oliveira, G. Onida, Y. Pouillon, T. Rangel, G. M. Rignanese, D. Sangalli, R. Shaltaf, M. Torrent, M. J. Verstraete, G. Zerah, and J. W. Zwanziger, *Abinit: First-principles approach to material and nanosystem properties*, *Computer Physics Communications* **180**, 2582 (2009).
- [26] F. Gygi, *Architecture of Qbox: A scalable first-principles molecular dynamics code*, *IBM Journal of Research and Development* **52**, 137 (2008).
- [27] P. Giannozzi, S. Baroni, N. Bonini, M. Calandra, R. Car, C. Cavazzoni, D. Ceresoli, G. L. Chiarotti, M. Cococcioni, I. Dabo, A. Dal Corso, S. de Gironcoli, S. Fabris, G. Fratesi, R. Gebauer, U. Gerstmann, C. Gougoussis, A. Kokalj, M. Lazzeri, L. Martin-Samos, N. Marzari, F. Mauri, R. Mazzarello, S. Paolini, A. Pasquarello, L. Paulatto, C. Sbraccia, S. Scandolo, G. Schlauser, A. P. Seitsonen, A. Smogunov, P. Umari, and R. M. Wentzcovitch, *Quantum espresso: a modular and open-source software project for quantum simulations of materials*, *Journal of Physics: Condensed Matter* **21**, 395502 (19pp) (2009).
- [28] VASP, <https://www.vasp.at> (Accessed December 11, 2018).
- [29] CP2K, <https://www.cp2k.org> (Accessed December 11, 2018).
- [30] CPMD, <http://www.cpmc.org> (Accessed December 11, 2018).
- [31] K. Lejaeghere, G. Bihlmayer, T. Björkman, P. Blaha, S. Blügel, V. Blum, D. Caliste, I. E. Castelli, S. J. Clark, A. Dal Corso, S. de Gironcoli, T. Deutsch, J. K. Dewhurst, I. Di Marco, C. Draxl, M. Dułak, O. Eriksson, J. A. Flores-Livas, K. F. Garrity, L. Genovese, P. Giannozzi, M. Giantomassi, S. Goedecker, X. Gonze, O. Grånäs, E. K. U. Gross, A. Gulans, F. Gygi, D. R. Hamann, P. J. Hasnip, N. A. W. Holzwarth, D. Iuşan, D. B. Jochym, F. Jollet, D. Jones, G. Kresse, K. Koepf, E. Küçükbenli, Y. O. Kvashnin, I. L. M. Locht, S. Lubeck, M. Marsman, N. Marzari, U. Nitzsche, L. Nordström, T. Ozaki, L. Paulatto, C. J. Pickard, W. Poelmans, M. I. J. Probert, K. Refson, M. Richter, G.-M. Rignanese, S. Saha, M. Scheffler, M. Schlipf, K. Schwarz, S. Sharma, F. Tavazza, P. Thunström, A. Tkatchenko, M. Torrent, D. Vanderbilt, M. J. van Setten, V. Van Speybroeck, J. M. Wills, J. R. Yates, G.-X. Zhang, and S. Cottenier, *Reproducibility in density functional theory calculations of solids*, *Science* **351**, aad3000 (2016).

- [32] J. M. Soler, E. Artacho, J. D. Gale, A. García, J. Junquera, P. Ordejón, and D. Sánchez-Portal, *The siesta method for ab initio order- n materials simulation*, [Journal of Physics: Condensed Matter](#) **14**, 2745 (2002).
- [33] R. Dovesi, A. Erba, R. Orlando, C. M. ZicovichWilson, B. Civalleri, L. Maschio, M. Rrat, S. Casassa, J. Baima, S. Salustro, and B. Kirtman, *Quantum-mechanical condensed matter simulations with CRYSTAL*, [Wiley Interdisciplinary Reviews: Computational Molecular Science](#) **8**, e1360 (2018).
- [34] M. J. Frisch, G. W. Trucks, H. B. Schlegel, G. E. Scuseria, M. A. Robb, J. R. Cheeseman, G. Scalmani, V. Barone, G. A. Petersson, H. Nakatsuji, X. Li, M. Caricato, A. V. Marenich, J. Bloino, B. G. Janesko, R. Gomperts, B. Mennucci, H. P. Hratchian, J. V. Ortiz, A. F. Izmaylov, J. L. Sonnenberg, D. Williams-Young, F. Ding, F. Lipparini, F. Egidi, J. Goings, B. Peng, A. Petrone, T. Henderson, D. Ranasinghe, V. G. Zakrzewski, J. Gao, N. Rega, G. Zheng, W. Liang, M. Hada, M. Ehara, K. Toyota, R. Fukuda, J. Hasegawa, M. Ishida, T. Nakajima, Y. Honda, O. Kitao, H. Nakai, T. Vreven, K. Throssell, J. A. Montgomery, Jr., J. E. Peralta, F. Ogliaro, M. J. Bearpark, J. J. Heyd, E. N. Brothers, K. N. Kudin, V. N. Staroverov, T. A. Keith, R. Kobayashi, J. Normand, K. Raghavachari, A. P. Rendell, J. C. Burant, S. S. Iyengar, J. Tomasi, M. Cossi, J. M. Millam, M. Klene, C. Adamo, R. Cammi, J. W. Ochterski, R. L. Martin, K. Morokuma, O. Farkas, J. B. Foresman, and D. J. Fox, Gaussian 16 Revision B.01, (2016).
- [35] V. Blum, R. Gehrke, F. Hanke, P. Havu, V. Havu, X. Ren, K. Reuter, and M. Scheffler, *Ab initio molecular simulations with numeric atom-centered orbitals*, [Computer Physics Communications](#) **180**, 2175 (2009).
- [36] F. Gygi, *Compact representations of Kohn-Sham invariant subspaces*, [Phys. Rev. Lett.](#) **102**, 166406 (2009).
- [37] F. Gygi and I. Duchemin, *Efficient Computation of HartreeFock Exchange Using Recursive Subspace Bisection*, [Journal of Chemical Theory and Computation](#) **9**, 582 (2013).
- [38] W. Dawson and F. Gygi, *Performance and Accuracy of Recursive Subspace Bisection for Hybrid DFT Calculations in Inhomogeneous Systems*, [Journal of Chemical Theory and Computation](#) **11**, 4655 (2015).
- [39] L. Lin, *Adaptively Compressed Exchange Operator*, [Journal of Chemical Theory and Computation](#) **12**, 2242 (2016).

- [40] X. Wu, A. Selloni, and R. Car, *Order- N implementation of exact exchange in extended insulating systems*, [Phys. Rev. B **79**, 085102 \(2009\)](#).
- [41] R. A. DiStasio, B. Santra, Z. Li, X. Wu, and R. Car, *The individual and collective effects of exact exchange and dispersion interactions on the ab initio structure of liquid water*, [The Journal of Chemical Physics **141**, 084502 \(2014\)](#).
- [42] C. Adamo and V. Barone, *Toward reliable density functional methods without adjustable parameters: The PBE0 model*, [The Journal of Chemical Physics **110**, 6158 \(1999\)](#).
- [43] J. Heyd, G. E. Scuseria, and M. Ernzerhof, *Hybrid functionals based on a screened Coulomb potential*, [The Journal of Chemical Physics **118**, 8207 \(2003\)](#).
- [44] J. Heyd and G. E. Scuseria, *Efficient hybrid density functional calculations in solids: Assessment of the heyd–scuseria–ernzerhof screened coulomb hybrid functional*, [The Journal of Chemical Physics **121**, 1187 \(2004\)](#).
- [45] A. V. Kruckau, O. A. Vydrov, A. F. Izmaylov, and G. E. Scuseria, *Influence of the exchange screening parameter on the performance of screened hybrid functionals*, [The Journal of Chemical Physics **125**, 224106 \(2006\)](#).
- [46] J. H. Skone, M. Govoni, and G. Galli, *Self-consistent hybrid functional for condensed systems*, [Phys. Rev. B **89**, 195112 \(2014\)](#).
- [47] J. H. Skone, M. Govoni, and G. Galli, *Nonempirical range-separated hybrid functionals for solids and molecules*, [Phys. Rev. B **93**, 235106 \(2016\)](#).
- [48] N. P. Brawand, M. Govoni, M. Vrs, and G. Galli, *Performance and Self-Consistency of the Generalized Dielectric Dependent Hybrid Functional*, [Journal of Chemical Theory and Computation **13**, 3318 \(2017\)](#).
- [49] M. Gerosa, C. E. Bottani, C. D. Valentin, G. Onida, and G. Pacchioni, *Accuracy of dielectric-dependent hybrid functionals in the prediction of optoelectronic properties of metal oxide semiconductors: a comprehensive comparison with many-body GW and experiments*, [Journal of Physics: Condensed Matter **30**, 044003 \(2018\)](#).
- [50] A. M. Ferrari, R. Orlando, and M. Rrat, *Ab initio calculation of the ultraviolet-visible (uv -vis) absorption spectrum, electron-loss function, and reflectivity of solids*, [Journal of Chemical Theory and Computation **11**, 3245 \(2015\)](#).
- [51] H. Seo, M. Govoni, and G. Galli, *Design of defect spins in piezoelectric aluminum nitride for solid-state hybrid quantum technologies*, [Scientific Reports **6**, 20803 \(2016\)](#).

- [52] W. Chen, G. Miceli, G.-M. Rignanese, and A. Pasquarello, *Nonempirical dielectric-dependent hybrid functional with range separation for semiconductors and insulators*, [Phys. Rev. Materials](#) **2**, 073803 (2018).
- [53] W. Chen, G. Miceli, G.-M. Rignanese, and A. Pasquarello, *Nonempirical dielectric-dependent hybrid functional with range separation for semiconductors and insulators*, [Phys. Rev. Materials](#) **2**, 073803 (2018).
- [54] M. Gerosa, C. E. Bottani, L. Caramella, G. Onida, C. Di Valentin, and G. Pacchioni, *Defect calculations in semiconductors through a dielectric-dependent hybrid DFT functional: The case of oxygen vacancies in metal oxides*, [The Journal of Chemical Physics](#) **143**, 134702 (2015).
- [55] M. Gerosa, F. Gygi, M. Govoni, and G. Galli, *The role of defects and excess surface charges at finite temperature for optimizing oxide photoabsorbers*, [Nature Materials](#) **17**, 1122 (2018).
- [56] L. Kronik and S. Kmmel, *Dielectric screening meets optimally tuned density functionals*, [Advanced Materials](#) **30**, 1706560 (2018).
- [57] A. K. Manna, S. Refaely-Abramson, A. M. Reilly, A. Tkatchenko, J. B. Neaton, and L. Kronik, *Quantitative prediction of optical absorption in molecular solids from an optimally tuned screened range-separated hybrid functional*, [Journal of Chemical Theory and Computation](#) **14**, 2919 (2018), pMID: 29727172, <https://doi.org/10.1021/acs.jctc.7b01058>.
- [58] A. P. Gaiduk, M. Govoni, R. Seidel, J. H. Skone, B. Winter, and G. Galli, *Photoelectron spectra of aqueous solutions from first principles*, [Journal of the American Chemical Society](#) **138**, 6912 (2016).
- [59] T. A. Pham, M. Govoni, R. Seidel, S. E. Bradforth, E. Schwegler, and G. Galli, *Electronic structure of aqueous solutions: Bridging the gap between theory and experiments*, [Science Advances](#) **3**, e1603210 (2017).
- [60] A. P. Gaiduk, T. A. Pham, M. Govoni, F. Paesani, and G. Galli, *Electron affinity of liquid water*, [Nature Communications](#) **9**, 247 (2018).
- [61] N. P. Brawand, M. Vörös, M. Govoni, and G. Galli, *Generalization of dielectric-dependent hybrid functionals to finite systems*, [Phys. Rev. X](#) **6**, 041002 (2016).
- [62] T. Stein, H. Eisenberg, L. Kronik, and R. Baer, *Fundamental gaps in finite systems from eigenvalues of a generalized kohn-sham method*, [Phys. Rev. Lett.](#) **105**, 266802 (2010).
- [63] G. Borghi, A. Ferretti, N. L. Nguyen, I. Dabo, and N. Marzari, *Koopmans-compliant functionals and their performance against reference molecular data*, [Phys. Rev. B](#) **90**, 075135 (2014).

- [64] N. L. Nguyen, N. Colonna, A. Ferretti, and N. Marzari, *Koopmans-compliant spectral functionals for extended systems*, *Phys. Rev. X* **8**, 021051 (2018).
- [65] T. Shimazaki and T. Nakajima, *Theoretical study of a screened hartreefock exchange potential using position-dependent atomic dielectric constants*, *The Journal of Chemical Physics* **142**, 074109 (2015).
- [66] P. Borlido, M. A. L. Marques, and S. Botti, *Local Hybrid Density Functional for Interfaces*, *Journal of Chemical Theory and Computation* **14**, 939 (2018).
- [67] M. Govoni and G. Galli, *Large Scale GW Calculations*, *Journal of Chemical Theory and Computation* **11**, 2680 (2015).
- [68] See Supplemental Material at <http://link.aps.org/supplemental/xxx> for more information about spatial-dependent dielectric properties and the input parameters used in the calculations.
- [69] A. Alkauskas, P. Broqvist, F. Devynck, and A. Pasquarello, *Band offsets at semiconductor-oxide interfaces from hybrid density-functional calculations*, *Phys. Rev. Lett.* **101**, 106802 (2008).
- [70] A. Alkauskas, P. Broqvist, and A. Pasquarello, *Defect levels through hybrid density functionals: Insights and applications*, *physica status solidi (b)* **248**, 775 (2011).
- [71] T. Shimazaki and Y. Asai, *Band structure calculations based on screened fock exchange method*, *Chemical Physics Letters* **466**, 91 (2008).
- [72] M. A. L. Marques, J. Vidal, M. J. T. Oliveira, L. Reining, and S. Botti, *Density-based mixing parameter for hybrid functionals*, *Phys. Rev. B* **83**, 035119 (2011).
- [73] S. Refaely-Abramson, S. Sharifzadeh, M. Jain, R. Baer, J. B. Neaton, and L. Kronik, *Gap renormalization of molecular crystals from density-functional theory*, *Phys. Rev. B* **88**, 081204 (2013).
- [74] J. C. Conesa, *Band structures and nitrogen doping effects in zinc titanate photocatalysts*, *Catalysis Today* **208**, 11 (2013), novel materials for heterogeneous catalysis (E-MRS 2012 spring meeting symposium S).
- [75] P. Umari and A. Pasquarello, *Ab initio molecular dynamics in a finite homogeneous electric field*, *Phys. Rev. Lett.* **89**, 157602 (2002).
- [76] I. Souza, J. Íñiguez, and D. Vanderbilt, *First-principles approach to insulators in finite electric fields*, *Phys. Rev. Lett.* **89**, 117602 (2002).

- [77] M. Stengel, N. A. Spaldin, and D. Vanderbilt, *Electric displacement as the fundamental variable in electronic-structure calculations*, *Nature Physics* **5**, 304 (2009).
- [78] R. D. King-Smith and D. Vanderbilt, *Theory of polarization of crystalline solids*, *Phys. Rev. B* **47**, 1651 (1993).
- [79] M. Stengel and N. A. Spaldin, *Accurate polarization within a unified Wannier function formalism*, *Phys. Rev. B* **73**, 075121 (2006).
- [80] F. Gygi, <http://qboxcode.org> (Accessed December 11, 2018).
- [81] N. Berseneva, A. Gulans, A. V. Krasheninnikov, and R. M. Nieminen, *Electronic structure of boron nitride sheets doped with carbon from first-principles calculations*, *Phys. Rev. B* **87**, 035404 (2013).
- [82] M. Schlipf and F. Gygi, *Optimization algorithm for the generation of oncv pseudopotentials*, *Computer Physics Communications* **196**, 36 (2015).
- [83] P. YU and M. Cardona, *Fundamentals of Semiconductors: Physics and Materials Properties*, 4th ed., Graduate Texts in Physics (Springer-Verlag, Berlin Heidelberg, 2010).
- [84] D. R. Lide, *CRC Handbook of Chemistry and Physics, 2009-2010, 90th ed.* *Journal of the American Chemical Society* **131**, 12862 (2009).
- [85] J. A. Van Vechten, *Quantum dielectric theory of electronegativity in covalent systems. i. electronic dielectric constant*, *Phys. Rev.* **182**, 891 (1969).
- [86] A. C. Sinnock and B. L. Smith, *Refractive indices of the condensed inert gases*, *Phys. Rev.* **181**, 1297 (1969).
- [87] W. Schulze and D. M. Kolb, *Density and refractive index of solid layers of noble gases and sulphur hexafluoride*, *Journal of the Chemical Society, Faraday Transactions 2: Molecular and Chemical Physics* **70**, 1098 (1974).
- [88] C. Kittel, *Introduction to Solid State Physics*, 8th ed. (Wiley, Hoboken, NJ, 2004).
- [89] W. J. Choyke, D. R. Hamilton, and L. Patrick, *Optical properties of cubic sic: Luminescence of nitrogen-exciton complexes, and interband absorption*, *Phys. Rev.* **133**, A1163 (1964).
- [90] B. Monemar, *Fundamental energy gaps of alas and alp from photoluminescence excitation spectra*, *Phys. Rev. B* **8**, 5711 (1973).
- [91] Clark C. D., Dean P. J., Harris P. V., and Price William Charles, *Intrinsic edge absorption in diamond*, *Proceedings of the Royal Society of London. Series A. Mathematical and Physical Sciences* **277**, 312 (1964).

- [92] R. C. Whited, C. J. Flaten, and W. C. Walker, *Exciton thermoreflectance of MgO and CaO*, [Solid State Communications](#) **13**, 1903 (1973).
- [93] G. Baldini and B. Bosacchi, *Optical Properties of Na and Li Halide Crystals at 55 K*, [physica status solidi \(b\)](#) **38**, 325 (1970).
- [94] N. Schwentner, F. J. Himpsel, V. Saile, M. Skibowski, W. Steinmann, and E. E. Koch, *Photoemission from rare-gas solids: Electron energy distributions from the valence bands*, [Phys. Rev. Lett.](#) **34**, 528 (1975).
- [95] T. Cheiwchanchamnangij and W. R. L. Lambrecht, *Quasiparticle band structure calculation of monolayer, bilayer, and bulk MoS₂*, [Phys. Rev. B](#) **85**, 205302 (2012).
- [96] K. Yao, A. Yan, S. Kahn, A. Suslu, Y. Liang, E. S. Barnard, S. Tongay, A. Zettl, N. J. Borys, and P. J. Schuck, *Optically discriminating carrier-induced quasiparticle band gap and exciton energy renormalization in monolayer MoS₂*, [Phys. Rev. Lett.](#) **119**, 087401 (2017).
- [97] T. J. Smart, F. Wu, M. Govoni, and Y. Ping, *Fundamental principles for calculating charged defect ionization energies in ultrathin two-dimensional materials*, [Phys. Rev. Materials](#) **2**, 124002 (2018).
- [98] T. Anh Pham, T. Li, H.-V. Nguyen, S. Shankar, F. Gygi, and G. Galli, *Band offsets and dielectric properties of the amorphous Si₃N₄/Si(100) interface: A first-principles study*, [Applied Physics Letters](#) **102**, 241603 (2013).