

Towards Thwarting Social Engineering Attacks

Zheyuan Ryan Shi¹, Aaron Schlenker², Brian Hay³, Fei Fang¹
¹Carnegie Mellon University, ²University of Southern California, ³Virginia Tech

Abstract

Social engineering attacks represent an increasingly important attack vector growing in use by sophisticated hackers to compromise organizations. Water-hole attacks, in particular, have been leveraged in many recent high profile hacks. These attacks compromise a legitimate website to execute drive-by download attacks by redirecting users to another domain with an exploit kit. To prevent water-hole attacks, organizations use a slew of countermeasures that alter the environment information given by employees visiting websites. In this paper, we explore this domain and introduce a game-theoretic model that captures the most relevant aspects for an organization protecting itself from a water-hole attack. This model provides a foundation for an organization to implement an automated protection policy that uses technological based countermeasures. Our main contributions are (1) the Social Engineering Deception Game model, (2) detailed analysis of the game model, (3) an algorithm to solve for the optimal protection policy, (4) heuristics to improve the scalability of our approach, and (5) detailed experiments that analyze the application of our approach.

Introduction

Social engineering attacks (Abraham and Chengalur-Smith 2010) attempt to manipulate people so they give up confidential information whether it be water-hole attacks, phishing emails or drive-by downloads. Within organizations, the number of social engineering attacks is growing at a catastrophic rate due to their profitability and the poor extent to which businesses are protecting themselves. A recent survey in 2016 found that 60% of organizations said that they were or may have been victims of at least one social engineering attacks in the past year (Field 2016). In order to thwart these attacks, organizations take several countermeasures which vary from training employees to recognize social engineering to technology-based countermeasures. While training employees can greatly improve the security of an organization, it is not completely effective and employees can still fall victim to a motivated adversary's targeted campaign.

In the vein of technological based countermeasures, deceptive techniques present an interesting approach to thwart cyber adversaries (Almeshekah and Spafford 2016; Albanese, Battista, and Jajodia 2016). Deception techniques are designed to confuse, misdirect, and delay an adversary by incorporating ambiguity and misdirecting his operations.

Recent papers have explored deception during the reconnaissance phase of an adversary's attack on enterprise networks (Jajodia et al. 2017; Schlenker et al. 2018). With respect to social engineering, deception is a useful technique to provide automated countermeasures for a defender. In particular, water-hole attacks rely on the correct identification of a visitor's system environment to deliver the correct malware to compromise the victim's computer (Alrwais et al. 2016). Typically, the victim's system information is gathered by analyzing the user-agent string (Cova, Kruegel, and Vigna 2010). Altering the user-agent string from the true system environment can have negative effects on the quality of the user's internet browsing, as websites rely on the user-agent information to display the proper version of their website. However, altering the user-agent string potentially thwarts the attack altogether as the malware sent to the victim's computer is tailored to the wrong system environment. In this way, deceptively setting an employee's user-agent string provides a potential countermeasure to social engineering attacks, but must be done carefully to ensure the degradation of services is not too significant for the organization.

Our paper provides a game-theoretic method to find an optimal countermeasure to social engineering attacks. Recently, there has been a rise of interest in the application of game theory to cybersecurity settings (Laszka, Vorobeychik, and Koutsoukos 2015; Serra et al. 2015; Pibil et al. 2012). As our first contribution, we propose a novel game model, the Social Engineering Deception (SED) game, which captures the strategic interaction between the adversary and his target organization. In a SED game, the organization strategically alters the user-agent strings of its web traffic, knowing that a powerful adversary will observe and react to it.

Second, we explore in depths the structure of the SED game. We show that it is NP-hard for the adversary to best respond to a defensive policy. We also identify some scenarios where the optimal protection policy can be found in polynomial time, including the case where the adversary is limited in the effort they can expend in an attack, as well as the case where the adversary's effort is unlimited and has uniform cost to infect websites. Third, we propose a column generation-based algorithm which can solve the SED game in the general setting. Furthermore, we devise an elimination algorithm which might greatly reduce the number of protec-

tion policies that the organization has to consider. We also develop a greedy heuristic that efficiently computes a near-optimal response for the adversary.

Finally, we perform extensive experiments to evaluate the proposed algorithms. In the polynomial time tractable situations, our algorithm can solve SEDs involving 10^5 websites within 20 seconds. We show that, in the general setting, our plain column generation algorithm can solve medium-sized instances in several minutes, whereas several baseline approaches proved to be intractable even on small instances involving 10 websites. At last, we demonstrate that, when enhanced with our preprocessing step, our algorithm can handle corporate-scale instances involving 10^5 websites.

Motivating Examples

Water-hole attacks have become more prevalent in recent years and have been instrumental in recent hacks of thousands of industrial, government and financial organizations around the world. In 2013, a water-hole attack leveraged a Java zero-day vulnerability to specifically compromise several large corporate networks (Whittaker 2013). Apple and Facebook ended up falling victim to these attacks along with Twitter. Analysis from researchers at Kaspersky of the techniques used by the hackers showed the use of a "water-hole" style attack by compromising an iOS development forum (iPhoneDevSDK.com). From here, the users were redirected to a site that executed the Java zero-day vulnerability in the victims web-browser to hack their machine (Mimoso 2013).

Later in 2015, the attacks on these companies ramped up again with the majority of the victim organizations from the technology, pharmaceutical, commodities, and legal sectors and based in the U.S., Canada and Europe. Importantly, the web exploits targeted particular networks by isolating the attacks to visitors only from certain IP addresses (Constantin 2015). More recent attacks in 2017 targeted 100 organizations in 31 different countries with the vast majority of the organizations being banks (Symantec 2017). The attackers redirected users from a compromised website to a customized exploit kit, which was preconfigured to infect visitors from approximately 150 different IP addresses (Dimitrova 2017). Modern cyber adversaries are patient, sophisticated and persistent in their attacks on corporate or government entities. To maximize the probability of a successful attack, adversaries research target organizations to be well-informed about targeted companies, the desired sensitive or confidential information, and potentially, the browsing habits of the company's employees.

These examples highlight the need for organizations to deploy proactive defensive approaches that directly account for adversarial interaction when protecting their employees from being compromised. Current technical approaches to protect users from water-hole attacks include sand-boxing the potential attack on a user (by using a new VM for every web browser tab), white-listing only trusted websites to run Java, Flash or Javascript functionality (Farquhar 2017) and altering the user-agent string of a user. Our framework empowers an organization to take a proactive approach to mitigate the potential exposure to water-hole attacks on the

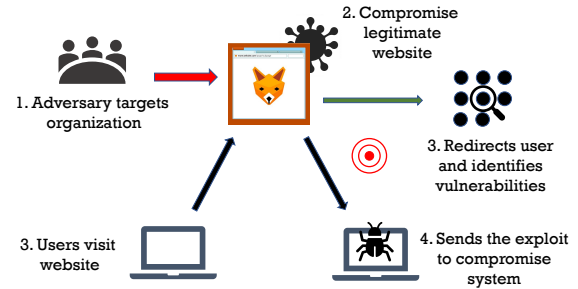


Figure 1: Anatomy of a water-hole attack carried out by hackers targeting an organization.

internet. This reduces the available attack vectors to an adversary and introduces uncertainty into an attacker's plans. Crucially, the model aims to minimize the noticeable impact to employees while autonomously deploying the best available countermeasures to mitigate a water-hole attack.

Anatomy of a Water-hole Attack

Water-hole attacks are a variant on phishing attacks and serve as a sophisticated technique for attackers to identify the vulnerable systems with weak security connected to an organization's network. To gain a better understanding of water-hole attacks, it is valuable to cover the primary steps in executing one successfully.

Step 1. Adversary finds a target organization.

Step 2. Discovers frequently visited websites and embeds the malware in one.

Step 3. User visits website and is redirected to find vulnerabilities in user's machine.

Step 4. Delivers the exploit.

Step 5. Accesses information from the target.

In step 1, an adversary spends time to find a particular organization he wants to target which can be motivated by stealing financial information, sensitive government information, proprietary trade secrets, and numerous other reasons. Step 2 is a lengthy reconnaissance phase to understand the browsing habits of employees from the targeted organization along with understanding the connections to the organization's network, e.g., employees, connected vendors, or business partners. This allows the adversary to determine the most lucrative websites to compromise to get maximum exposure to employees and connected individuals of the targeted organization. In step 3, the employees visit the compromised website and are subsequently redirected to another website which scans the system environment information and determines the present vulnerabilities. To gather this information, several techniques can be used, including analyzing the user-agent string of an incoming victim. Step 4 sees the adversary deliver an exploit for one of the identified vulnerabilities to compromise the user's machine. Finally, in step 5 the adversary has the desired access and can leverage the compromised machine to navigate in the organization's network and access the desired sensitive information.

Our approach relies on altering this standard interaction and introducing uncertainty and difficulty in Step 3 of a water-hole attack. Identifying the vulnerabilities in a visitor

relies on gathered information from reconnaissance methods. By introducing deception during this phase, it enables a defender to prevent a water-hole attack before employees are compromised and provides an opportunity to identify attempted attacks. For instance, in the 2013 attacks on Facebook, Apple, and other tech companies, a Java zero-day vulnerability was used to compromise employees which had Java enabled in their browsers. However, if the employee system’s were altered to make it appear that Java was not enabled, the adversary would not have sent the exploit and subsequently compromised the employees.

Social Engineering Deception Games

We use the 2017 Ratankba malware attacks to ground our model in a real world example and provide a backdrop for the assumptions made throughout. This attack was executed by compromising the website of the Polish Financial Supervision Authority and affected over 31 banks and organizations in Poland along with additional victims worldwide. Our aim is to protect our organization O , i.e., a Polish bank, from a water-hole attack that compromises our employees I .

The interaction in the social engineering domain between an organization (i.e., defender) O and an adversary is modeled as a zero-sum Stackelberg game where the defender first chooses an alteration policy, i.e., how to alter user-agent strings for employees, which is observed by the adversary who then chooses a best-response. In everyday activities employees will visit a set of websites W which contains a majority of legitimate sites as well as water-holes set up by an adversary. The defender’s alteration policy x_w represents the proportion of the organization’s employees traffic to w for which the user-agent string will be altered. We make the simplifying assumption that when an employee’s user-agent string is altered a drive-by download attack will be unsuccessful, and if the traffic is unaltered the attack will be successful. For instance, the Ratankba attacks exploited vulnerabilities in Silverlight and Flash Player and if the user-agent string was altered the presence of these extensions could have been hidden. In Appendix, we explore the consequences of relaxing this assumption¹.

For each website w , there is a total amount of traffic t_w^{all} per week—though this could also represent daily or monthly traffic as well. Denote t_w^i as the traffic from employee $i \in \mathcal{I}$ in O to w per week. The total amount of traffic from organization O to w per week can then be captured by t_w where $t_w = \sum_i t_w^i$. As altering the user-agent string can degrade the webpage rendered, we also consider a cost c_w to alter a single unit of traffic to w . We assume the defender’s traffic alterations are limited due to a budget B_d on the allowable cost per week due to the alterations, and therefore,

$$\sum_{w \in W} c_w t_w x_w \leq B_d \quad (1)$$

The adversary must choose which websites to compromise, represented by binary decision variables y_w . The adversary has a cost π_w for compromising a website that cap-

¹Online appendix at https://www.dropbox.com/s/hxksf25pwbaej1/appendix_sed.pdf?dl=0

Variable	Meaning
O	Organization
I	Set of employees for O
W	Set of Websites
x	Defender alteration policy
t_w^{all}	All traffic to w
t_w^i	Traffic for employee i to w
t_w	Traffic from O to w
c_w	Cost to alter user-agent string
B_d	Budget for defender to alter traffic
y_w	Binary variable for adversary to compromise w
π_w	Cost to compromise w for adversary
B_a	Budget for adversary to compromise websites
e_w	Scanning effort decision vector for adversary
B_e	Budget for adversary to scan traffic

Table 1: Notation Table

tures the effort required to turn a legitimate site into a water-hole, i.e., compromising google.com is nearly impossible while the Polish Financial Authority cannot invest the same resources to prevent a compromise. This cost serves as a proxy for the level of security for a given website, and if the cost is not considered for the adversary he would be assumed to compromise all websites – which is unlikely to happen in the real-world and counters what has been observed from previous campaigns using water-hole attacks (Cyberpro 2018). The adversary then has a budget B_a for compromising websites, i.e.,

$$\sum_w \pi_w y_w \leq B_a \quad (2)$$

(it is assumed $\pi_w \leq B_a \forall w \in W$).

Our initial analysis assumes the attacker spends a certain amount of effort on scanning the incoming traffic for each compromised website, described by decision variable e_w representing how much traffic he would scan per week for w . The adversary then has a budget B_e for scanning the incoming traffic per week, i.e.,

$$\sum_w e_w \leq B_e \quad (3)$$

$$e_w \leq t_w^{all} \cdot y_w \quad (4)$$

He may change his scanning plan every week based on which employees have been compromised, but for now we analyze a single-stage setting played over a single week. Note in the Ratankba attacks the adversaries only redirected certain IP addresses. This shows that adversaries scan the traffic to determine if the IP address for a visitor matches his desired targets, and after finding a match, the victims would be redirected to the exploit kit. We later discuss the implications of relaxing this assumption where it is assumed the scanning budget $B_e = \infty$.

Given this setting, the attacker’s objective function can vary depending on his ultimate goals for a water-hole campaign. We consider an attacker with the objective of maximizing the expected amount of unaltered flow from O through scanning (this is justifiable when there is a fixed probability of successfully finding out information about O

every time the attacker traces the traffic from O). The utility function for attacking a website w is then

$$\frac{t_w}{t_w^{all}}(1 - x_w)e_w \quad (5)$$

and maximizes the amount of employee's the attacker compromises from the water-hole campaign. Unfortunately, this objective is non-linear due to the product term $x_w e_w$ which can create issues for the optimization problem.

Analysis of SED Games

Having introduced the ingredients of a SED game, we present the defender's optimization problem \mathcal{P}_1 as below.

$$\begin{aligned} \min_x \max_{y,e} \quad & \sum_w \frac{t_w(1 - x_w)e_w}{t_w^{all}} \quad (6) \\ \text{s.t.} \quad & (1) \sim (4) \quad (7) \\ & x_w \in [0, 1], y_w \in \{0, 1\}, e_w \in [0, \infty) \quad \forall w \in W \quad (8) \end{aligned}$$

One may notice that the adversary's problem (the inner problem for \mathcal{P}_1) has a knapsack flavor. Indeed, as we show below, this allows for a greedy allocation of the attacker's effort budget, which leads to a polynomial time solvable special case of SED.

Theorem 1. *Let (x^*, y^*, e^*) be an optimal solution to \mathcal{P}_1 . Let $W_F = \{w : e_w^* = t_w^{all}\}$, $W_Z = \{w : e_w^* = 0\}$, $W_B = \{w : e_w^* \in (0, t_w^{all})\}$. There exists an optimal solution where $|W_B| \leq 1$.*

Proof. For each $w \in W$, let $k_w = t_w(1 - x_w^*)/t_w^{all}$. Suppose some $w_1, w_2 \in W_B$ in an optimal solution (x^*, y^*, e^*) , and w.l.o.g assume $k_{w_1} \geq k_{w_2}$. Let $\Delta e = \min\{e_{w_2}^*, t_{w_1}^{all} - e_{w_1}^*\}$. Consider the solution (x^*, y^*, \hat{e}) where $\hat{e}_{w_1} = e_{w_1}^* + \Delta e$, $\hat{e}_{w_2} = e_{w_2}^* - \Delta e$, and $\hat{e}_w = e_w^*$ for all other websites $w \in W$. This is a feasible solution, and the objective function increases by $(k_{w_1} - k_{w_2})\Delta e \geq 0$. Furthermore, at least one of w_1 and w_2 is removed from W_B . We can apply this argument repeatedly until $|W_B| \leq 1$. \square

Corollary 1. *If $0 < B_e \leq t_w^{all} \quad \forall w \in W$, the defender's optimal strategy can be found in polynomial time.*

Proof. Since $B_e \leq t_w^{all} \quad \forall w \in W$, we know $|W_F| \leq 1$ for any feasible solution. If $|W_F| = 1$, then we have $|W_Z| = n - 1$ and $|W_B| = 0$. If $|W_F| = 0$, by Theorem 1, we have $|W_B| = 1$ and $|W_Z| = n - 1$. In either case, there is only website w^* such that $e_{w^*} > 0$. It follows that $w^* \in \arg \max_{w \in W} \frac{t_w(1 - x_w)B_e}{t_w^{all}}$ given a defender strategy x . The optimal defender strategy can be found by solving the following LP.

$$\min_{x,v} \quad v \quad (9)$$

$$\text{s.t.} \quad v \geq \frac{t_w(1 - x_w)B_e}{t_w^{all}} \quad \forall w \in W \quad (10)$$

$$\sum_w c_w t_w x_w \leq B_d \quad (11)$$

$$x_w \in [0, 1] \quad \forall w \in W \quad (12) \quad \square$$

We also consider another simplified version of the problem where the attacker has uniform cost and unlimited effort budget. In some forms of attack, there is no explicit effort budget for the attacker. For example, when the attacker aims at anyone who visits a certain website, there is no need to scan the traffic based on the visitor's IP address. In other scenarios, the attacker may have some systematic way of compromising a website, thus making the cost of attack uniform. Under these assumptions, the attacker's best response problem is a knapsack problem with uniform weight, and thus polynomial time solvable. Here we show that the defender's optimal strategy can also be found efficiently.

Theorem 2. *When the attacker's cost is uniform ($\pi_w = 1$) and the effort budget is $B_e = \infty$, the defender's optimal strategy can be found in polynomial time.*

Proof. Under these assumptions, our problem \mathcal{P}_1 becomes

$$\min_x \max_{y,e} \quad \sum_w t_w(1 - x_w)y_w \quad (13)$$

$$\text{s.t.} \quad \sum_w y_w \leq B_a \quad (14)$$

$$\sum_w c_w t_w x_w \leq B_d \quad (15)$$

$$x_w \in [0, 1], y_w \in \{0, 1\} \quad \forall w \in W \quad (16)$$

The constraint $\sum_w y_w \leq B_a$ must be satisfied with equality because $t_w(1 - x_w) \geq 0$ for all $w \in W$. The defender's problem is to minimize the sum of B_a largest linear functions $t_w - t_w x_w$ among the $n = |W|$ of them, subject to the polyhedral constraints on x_w . This problem can be solved as a single LP (Ogryczak and Tamir 2003) as follows.

$$\min_{d^+, x, z} \quad B_a z + \sum_w d_w^+ \quad (17)$$

$$\text{s.t.} \quad d_w^+ \geq t_w - t_w x_w - z \quad \forall w \in W \quad (18)$$

$$\sum_w c_w t_w x_w \leq B_d \quad (19)$$

$$x_w \in [0, 1], d_w^+ \geq 0 \quad \forall w \in W \quad (20) \quad \square$$

The above special cases aside, one question which arises is that, given a fixed defender strategy x , is the inner optimization for \mathcal{P}_1 efficiently computable in general. Unfortunately, as we show next the problem of computing the adversary's best response is an NP-hard problem.

Theorem 3. *The adversary's best response problem is NP-hard.*

Proof. We reduce from the knapsack problem. In the knapsack problem, we have N items each with a weight ω_i and value $p_i \quad \forall i \in N$, and aim to pick items of maximum possible value subject to a capacity B . We now create an instance of the social engineering deception problem. Create a website w_i for each item i with $t_w = p_i$ and $t_w^{all} = p_i$. Assume that $x = \mathbf{0}^T$. Next, set $B_a = B$ and $B_e = \infty$. Notice, that the objective function becomes $\sum_w e_w$ where $\sum_W e_w \leq \infty$

and $e_w \leq p_i y_w$. Hence, $e_w = p_i$ whenever $y_w = 1$. Using this the adversary's best response problem then is given by:

$$\max_y \sum_w p_i y_i \quad (21)$$

$$\text{s.t.} \quad \sum_W \omega_w y_w \leq B \quad (22)$$

$$y_w \in \{0, 1\} \quad \forall w \in W \quad (23)$$

Observe this is exactly the Knapsack problem described above yielding the NP-hardness result. \square

Defender's Preprocessing

In reality, not all websites are worth equally to an organization and the attackers against it. Consider again the 2017 Ratankba malware attacks in Poland. For a Polish bank, many employees may visit the website of the Polish Financial Supervision Authority daily, while perhaps the website of a computer science conference is only visited by a bored banker once throughout the week. Intuitively, potential attackers will probably not consider the conference website - especially ones with tracking metrics - and thus, the bank may not need to alter/protect employee traffic to the conference website.

We now formalize this intuition as follows. We say a website w is eliminated if it is not worthwhile for the defender to protect. More precisely, the attacker would get less utility on w than some other website u , even if the defender does not cover w at all and covers u to the maximum capacity. Suppose the cost of protecting the traffic to some website u is quite high, such that $c_u t_u > B_d$. This means the defender can only cover u to the extent $x_u < x_u^{max} := \frac{B_d}{c_u t_u}$. Then, the attacker is guaranteed to get utility at least $\frac{t_u(1-x_u^{max})e_u}{t_u^{all}}$ by attacking this website with an effort e_u . This leads us to the following theorem.

Theorem 4. Consider websites $u, w \in W$. If the following conditions hold, the adversary will not attack w unless he has used the maximum effort on u , i.e. $e_u = t_u^{all}$:

1. $x_u^{max} := \frac{B_d}{c_u t_u} \leq 1$.
2. $\frac{t_w}{t_w^{all}} \leq \frac{t_u(1-x_u^{max})}{t_u^{all}}$
3. $\pi_w \geq \pi_u$
4. $t_w^{all} \leq t_u^{all}$

Proof. From conditions 1 and 2, we know that for the same amount of effort, the attacker will be better off attacking website u than w , regardless of the defender's strategy.

Suppose $e_w > 0$ and $e_u = 0$ (consequently $y_w = 1, y_u = 0$). Then we could let $e'_w = 0$ and $e'_u = e_w$. This is possible because from condition 4, $e_w \leq t_w^{all} \leq t_u^{all}$ so we have $e'_u \leq t_u^{all}$. Doing this does not increase the attack cost because now $y'_w = 0$ and $y'_u = 1$ and $\pi_w \geq \pi_u$ from condition 3.

Suppose $e_w > 0$ and $e_u > 0$ (consequently $y_w = y_u = 1$). Let $e'_w = e_w - \min\{e_w, t_w^{all} - e_u\}$ and $e'_u = e_u + \min\{e_w, t_w^{all} - e_u\}$. We know that if $e'_w > 0$, then $e'_u = t_u^{all}$. Of course, the attack cost does not increase as well. \square

If a website w is often visited worldwide, yet seldom visited within the company, then it would be hard for the attacker to scan a visit to w from within the company. Thus, the attacker may not do it as long as he has better (i.e. more profitable, efficient, and feasible) options which already exhaust his effort budget. Theorem 4 suggests the elimination procedure in Alg. 1.

Algorithm 1: Elimination

- 1 Define $U \subseteq W$ where $U = \{w \in W : c_w t_w \geq B_d\}$.
- 2 **foreach** website $u \in U$ **do**
- 3 \lfloor Calculate $x_u^{max} = \frac{B_d}{c_u t_u}$
- 4 **foreach** website $w \in W$ **do**
- 5 Let $U_w \subseteq U$ where

$$U_w = \{u \in U : \frac{t_w}{t_w^{all}} \leq \frac{t_u(1-x_u^{max})}{t_u^{all}}\}$$
- 6 **if exists** $U_w^* \subseteq U_w$ **such that**
- 7 (1) $\sum_{u \in U_w^*} \pi_u \leq \pi_w$, (2) $\sum_{u \in U_w^*} t_u^{all} \geq t_w^{all}$, **and**
- 7 (3) $\sum_{u \in U_w^*} t_u^{all} \geq B_e$ **then**
- 8 \lfloor Eliminate w .

If attack costs π_w are uniform, the condition on Line 7 of Alg. 1 becomes "find $u \in U_w$ such that $t_u^{all} \geq t_w^{all}$ and $t_u^{all} \geq B_e$ ". Then Alg. 1 can run in polynomial time, and we show its effectiveness in the experiment section.

Finding an Optimal Defender Strategy

In this section, we present our algorithm to solve \mathcal{P}_1 in the general case. We define \hat{e}^A as the set of all max effort vectors. That is, $e \in \hat{e}^A$ if $\sum_w e_w = B_e$ and $|W_B| \leq 1$. By Theorem 1, if we enumerate all of \hat{e}^A , we would be able to find an optimal defender strategy x using the LP in Equations (24)-(27) with e^A in Equation (25) replaced by \hat{e}^A .

$$\min_{x,v} v \quad (24)$$

$$\text{s.t.} \quad v \geq \sum_{w \in W} \frac{t_w}{t_w^{all}} (1 - x_w) e_w \quad \forall e \in e^A \quad (25)$$

$$\sum_{w \in W} c_w t_w x_w \leq B_d \quad (26)$$

$$x_w \in [0, 1] \quad \forall w \in W \quad (27)$$

However, the order of \hat{e}^A is prohibitively high, making the approach above impractical. We propose a cut generation algorithm to find the optimal defender strategy. The algorithm starts with a feasible defender strategy x , which can be found by solving the dual formulation of the relaxed optimization problem \mathcal{P}_1 . The dual formulation is included in Appendix. We then iteratively solve the adversary's problem and the defender's problem. Given a defender strategy x , we solve the adversary's optimization problem given by the inner MILP in Equations (6)~(8) and obtain an adversary best response effort vector e . Instead of enumerating all of \hat{e}^A , we keep a running subset of max effort vectors $e^A \subseteq \hat{e}^A$, and add the best response effort vector e to this subset e^A . We solve

the defender’s optimization problem in Equations (24)~(27) with this running subset e^A . This process repeats until no new action vectors are found for the adversary.

Algorithm 2: Cut Generation

- 1 Get initial defender strategy x using the relaxed LP (see Appendix)
 - 2 Initialize max effort vector set $e^A = \emptyset$.
 - 3 **while** new max effort vector was added to e^A **do**
 - 4 Find adversary’s best response to defender strategy x by the inner MILP in Equations (6)~(8).
 - 5 **if** Solution yields a new max effort vector e **then**
 - 6 Add e to e^A .
 - 7 Solve defender’s optimal strategy problem w.r.t. effort set e^A as the LP in Equations (24)~(27).
 - 8 Update the game value and defender’s strategy x according to the solution.
-

We note that our problem is similar but different from the recent line of work on bi-level knapsack with interdiction (Caprara et al. 2014; Caprara et al. 2016). Our outer problem of \mathcal{P}_1 is continuous rather than discrete, and the additional dimension of attacker’s effort makes the inner problem of \mathcal{P}_1 more complicated than that being studied in the existing works.

In light of the hardness of finding the adversary’s best response (Theorem 3), we consider a greedy heuristic to improve its performance in practice. Leveraging Theorem 1, the algorithm greedily allocates adversary’s effort to websites that are most “cost-benefit efficient”. Specifically, the algorithm ranks the websites in decreasing order of the ratio $r_w = \frac{t_w(1-x_w)/t_w^{all}}{\alpha_w}$. In the experiments, we test the performance of the greedy heuristic using different values of α_w .

Algorithm 3: Greedy

- 1 Sort the websites in decreasing order of $r_w = \frac{t_w(1-x_w)/t_w^{all}}{\alpha_w}$.
 - 2 **foreach** website w in the sorted order **do**
 - 3 **if** remaining attack budget \geq attack cost π_w **then**
 - 4 Attack this website w with maximum effort allowed
 - 5 **if** running out of attack budget or effort budget **then**
 - 6 **break**
-

Although this algorithm does not provide an approximation guarantee, it performs well in practice. As we show in the experiment section, the accuracy of its solution improves in practice as the size of the problem grows.

Experiments

We hereby investigate the practical performance of our proposed algorithms for SED. All experiments are run on a

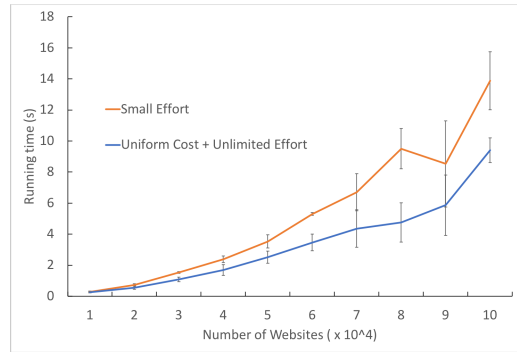


Figure 2: Running time of SED problems with assumptions (1) $B_e \leq \max_{w \in W} t_w^{all}$ or (2) $\pi_w = 1$ and $B_e = \infty$.

α_w	$\frac{\text{OPT} - \text{OPT}_{\text{Greedy}}}{\text{OPT}}$
π_w	0.0079
$\pi_w/B_a + 1/B_e$	0.0285
$(\pi_w/B_a)^2 + 1/B_e$	0.0285
$\pi_w/B_a + (1/B_e)^2$	0.0285
$(\pi_w/B_a)^2 + (1/B_e)^2$	0.0285
1	0.0082

Table 2: Solution gaps of different greedy heuristics for the adversary best response problem. Results are averaged over runs on different problem sizes $|W| = 100, 200, \dots, 500$, with 5 instances for each size.

3.8GHz Intel Core i5 desktop with 32GB RAM. All optimization problems are solved using IBM CPLEX 12.8. Unless otherwise noted, the problem parameters are generated following the distributions detailed in Appendix.

First, we run experiments on the polynomial time tractable cases of SED, according to Corollary 1 and Theorem 2. In the case of small effort budget ($B_e \leq t_w^{all}$ for all $w \in W$), B_e is generated uniformly between 1 and $\min_{w \in W} t_w^{all}$. The results in Figure 2² show that in both cases, our solution can be easily scaled to 10^5 websites. This implies these cases could be deployed in corporate-scale applications in the real world.

With this, we move on to the general cases of SED without the additional assumptions. To begin with, we consider the greedy algorithm (Alg. 3) for the adversary’s best response problem. Recall that the adversary selects websites based on a decreasing order of $r_w = \frac{t_w(1-x_w)/t_w^{all}}{\alpha_w}$. With different choices of denominator α_w , we compare the solution value of the greedy algorithm $\text{OPT}_{\text{Greedy}}$ with the optimal solution OPT obtained by solving the inner MILP in Equations 6-8. We show the solution gap $\frac{\text{OPT} - \text{OPT}_{\text{Greedy}}}{\text{OPT}}$ in Table 2. We observe that $\alpha_w = \pi_w$ yields the smallest solution gap, and hence we fix $r_w = \frac{t_w(1-x_w)/t_w^{all}}{\pi_w}$ in subsequent experiments. Fixing this choice of r_w , Fig. 3 shows that the greedy algorithm typically runs within 1% of the time required by the MILP. The solution gap of the greedy algorithm decreases to near zero as the problem size grows.

²All running time results are averaged over 10 instances, with error bars representing standard deviations, unless otherwise noted.

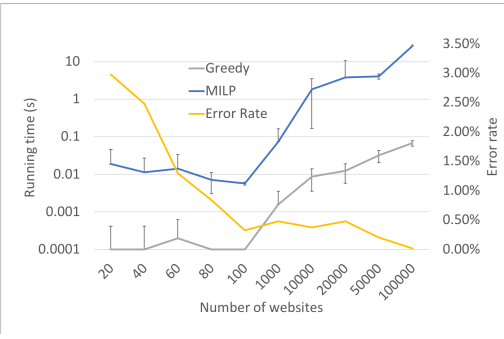


Figure 3: Running time and solution gap of the greedy heuristic for the adversary best response problem.

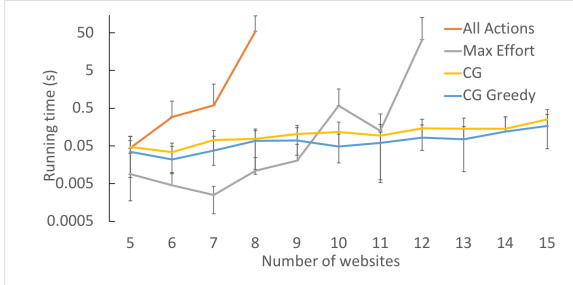


Figure 4: Running time on small size SED problems.

We now compare the performance of our algorithm on the general case SED problem with two other baselines. The first baseline algorithm, referred to as Max Effort, enumerates all adversary’s maximal effort vectors, and solves the linear program described in Equations (24)-(27). The other baseline, referred to as All Actions, decomposes SED into subproblems, each assuming some adversary’s maximal effort vector is a best response. The details of this algorithm can be found in Appendix. In the greedy version of cut generation, the greedy algorithm (Alg. 3) is always used first. If it does not yield a new effort vector, the MILP is used. Cut generation terminates if the MILP again does not find a new effort vector. As shown in Fig. 4, both baseline algorithms quickly become intractable even on problems with under $|W| = 15$ websites. On the other hand, we note that the cut generations approaches are able to find the optimal solutions rather efficiently. In particular, the greedy algorithm for the adversary’s best response problem does help further improve the performance of cut generation.

We advance to examine our proposed solutions on larger problem instances, and report the results in Fig. 5. Surprisingly, the greedy algorithm no longer seems to be helpful. Cut generation with greedy attacker’s best response typically does not terminate within 600 seconds on problems of size greater than $|W| = 300$. One possible reason is that, even though at each iteration of cut generation, the greedy algorithm yields an attacker strategy which achieves almost the same utility as the optimal strategy, the actual strategy chosen by the greedy is very different from the optimal strategy, as we observed. This problem is more prominent in larger problems, as the adversary has a wider range of strategies to choose and optimize on.

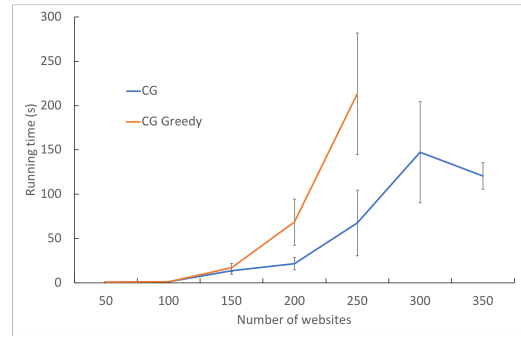


Figure 5: Running time of cut generation on medium size SED problems. Error bars represent the standard deviations of the means.

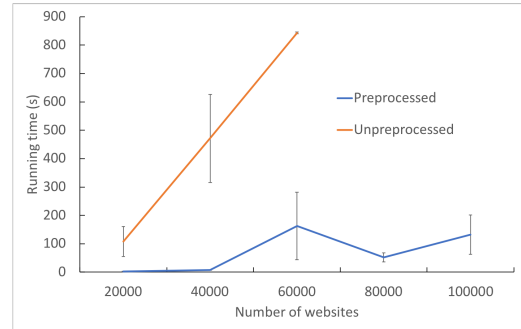


Figure 6: Effect of preprocessing on large size SED problems. For each problem size, we ran 10 instances, and in 8 of them the eliminate algorithm was able to reduce the size of the problem. The results are averaged over these 8 instances. Error bars represent the standard deviations of the means.

Admittedly, a set W of 350 websites is possibly too small when considering the number of websites that a company, or even an individual, visits in a week. However, as we mentioned earlier, different websites have different importance to the entity in consideration. We now experiment with the defender’s preprocessing step and scale our algorithm to handle much larger problems. We partition the collection of websites W into two sets $\{W_g, W_b\}$, where $|W_g| = 0.1|W|$ and $|W_b| = 0.9|W|$. W_g contains websites that have a large portion of their traffic coming from the target organization; while W_b contains websites with a smaller ratio. To reflect this distinction, in our experiments, the parameters for websites in W_g and W_b are generated from different distributions (see Appendix). We consider a simpler case where for all websites, the attacker has a uniform cost of attack. However, we do not assume the attacker has infinite effort budget, and thus the problem does not relegate to the polynomial time solvable case in Theorem 2. Nevertheless, as shown in Fig. 6, the defender’s preprocessing step enables us to solve most SED games with $|W| = 10^5$ websites within roughly 2 minutes. On the other hand, without preprocessing, cut generation typically does not terminate in 2000 seconds on SED games with $|W| \geq 8 \times 10^4$ websites. We note that, in reality, the ratio $|W_g|/|W|$ may be a lot smaller, and our algorithm would run even faster.

References

- [Abraham and Chengalur-Smith 2010] Abraham, S., and Chengalur-Smith, I. 2010. An overview of social engineering malware: Trends, tactics, and implications. *Technology in Society* 32(3):183–196.
- [Albanese, Battista, and Jajodia 2016] Albanese, M.; Battista, E.; and Jajodia, S. 2016. Deceiving attackers by creating a virtual attack surface. In *Cyber Deception*. Springer. 169–201.
- [Almeshekah and Spafford 2016] Almeshekah, M. H., and Spafford, E. H. 2016. Cyber security deception. In *Cyber Deception*. Springer-Verlag. 25–52.
- [Alrwais et al. 2016] Alrwais, S.; Yuan, K.; Alowaisheq, E.; Liao, X.; Oprea, A.; Wang, X.; and Li, Z. 2016. Catching predators at watering holes: finding and understanding strategically compromised websites. In *Proceedings of the 32nd Annual Conference on Computer Security Applications*, 153–166. ACM.
- [Caprara et al. 2014] Caprara, A.; Carvalho, M.; Lodi, A.; and Woeginger, G. J. 2014. A study on the computational complexity of the bilevel knapsack problem. *SIAM Journal on Optimization* 24(2):823–838.
- [Caprara et al. 2016] Caprara, A.; Carvalho, M.; Lodi, A.; and Woeginger, G. J. 2016. Bilevel knapsack with interdiction constraints. *INFORMS Journal on Computing* 28(2):319–333.
- [Constantin 2015] Constantin, L. 2015. *Hacker group that hit Twitter, Facebook, Apple and Microsoft intensifies attacks*. <https://www.computerworld.com/article/2945652/cybercrime-hacking/hacker-group-that-hit-twitter-facebook-apple-and-microsoft-intensifies-attacks.html>.
- [Cova, Kruegel, and Vigna 2010] Cova, M.; Kruegel, C.; and Vigna, G. 2010. Detection and analysis of drive-by-download attacks and malicious javascript code. In *Proceedings of the 19th international conference on World wide web*, 281–290. ACM.
- [Cyberpro 2018] Cyberpro. 2018. *WATERING HOLE ATTACKS*. <https://cyberprosconsulting.com/tag/watering-hole-attacks/>.
- [Dimitrova 2017] Dimitrova, M. 2017. *Watering Hole Attacks 2017: Banks Compromised with Downloader.Ratankba*. <https://sensorstechforum.com/watering-hole-attacks-2017-banks-compromised-downloader-ratankba/>.
- [Farquhar 2017] Farquhar, D. 2017. *Watering hole attack prevention*. <https://dfarq.homeip.net/watering-hole-attack-prevention/>.
- [Field 2016] Field, T. 2016. Email security: Social engineering report.
- [Jajodia et al. 2017] Jajodia, S.; Park, N.; Pierazzi, F.; Pugliese, A.; Serra, E.; Simari, G. I.; and Subrahmanian, V. 2017. A probabilistic logic of cyber deception. *IEEE Transactions on Information Forensics and Security* 12(11):2532–2544.
- [Laszka, Vorobeychik, and Koutsoukos 2015] Laszka, A.; Vorobeychik, Y.; and Koutsoukos, X. D. 2015. Optimal personalized filtering against spear-phishing attacks. In *AAAI*, 958–964.
- [Mimoso 2013] Mimoso, M. 2013. *iOS Developer Site at Core of Facebook, Apple Watering Hole Attack*. <https://threatpost.com/ios-developer-site-core-facebook-apple-watering-hole-attack-022013/77546/>.
- [Ogryczak and Tamir 2003] Ogryczak, W., and Tamir, A. 2003. Minimizing the sum of the k largest functions in linear time. *Information Processing Letters* 85(3):117–122.
- [Pibil et al. 2012] Pibil, R.; Lisý, V.; Kiekintveld, C.; Božanský, B.; and Pechoucek, M. 2012. Game theoretic model of strategic honeypot selection in computer networks. *Decision and Game Theory for Security* 7638:201–220.
- [Schlenker et al. 2018] Schlenker, A.; Thakoor, O.; Xu, H.; Tambe, M.; Vayanos, P.; Fang, F.; Tran-Thanh, L.; and Vorobeychik, Y. 2018. Deceiving cyber adversaries: A game theoretic approach. In *International Conference on Autonomous Agents and Multiagent Systems*.
- [Serra et al. 2015] Serra, E.; Jajodia, S.; Pugliese, A.; Rullo, A.; and Subrahmanian, V. 2015. Pareto-optimal adversarial defense of enterprise systems. *ACM Transactions on Information and System Security (TISSEC)* 17(3):11.
- [Symantec 2017] Symantec, S. R. 2017. *Attackers target dozens of global banks with new malware*. <https://www.symantec.com/connect/blogs/attackers-target-dozens-global-banks-new-malware-0>.
- [Whittaker 2013] Whittaker, Z. 2013. *Facebook, Apple hacks could affect anyone: Here's what you can do*. <https://www.zdnet.com/article/facebook-apple-hacks-could-affect-anyone-heres-what-you-can-do/>.