

# Plugin Networks for Inference under Partial Evidence

Michał Koperski\*, Tomasz Konopczynski\*, Piotr Semberecki, Tomasz Trzcinski  
Tooploox, Poland

{firstname.lastname}@tooploox.com

## Abstract

In this paper we propose a novel method to incorporate partial evidence in the inference of deep convolutional neural networks. Contrary to the existing methods, which either iteratively modify the input of the network or exploit external label taxonomy to take partial evidence into account, we add separate network modules to the intermediate layers of a pre-trained convolutional network. The goal of those modules is to incorporate additional signal – information about known labels – into the inference procedure and adjust the predicted outputs accordingly. Since the attached “Plugin Networks”, have simple structure consisting of only fully connected layers, we drastically reduce the computational cost of training and inference. At the same time the proposed architecture allows to propagate the information about known labels directly to the intermediate layers that are trained to intrinsically model correlations between the labels. Extensive evaluation of the proposed method confirms that our Plugin Networks outperform the state-of-the-art in a variety of tasks, including scene categorization and multi-label image annotation.

## 1. Introduction

Visual recognition tasks, *e.g.* scene categorization or multi-label image annotation, have attracted a significant amount of research interest in the recent years [22, 9, 24, 4]. One of the reasons that sparked this attention was the availability of evaluation datasets created for benchmarking a given visual task, such as ImageNet [2] or COCO [15]. Although sensible for comparison purposes, single-task evaluation protocols are often far from real-life use-cases, where additional information, *e.g.* related to location or time of photo capture, is available.

The availability of partial information (*partial evidence*) about an image available at test time can lead to improved accuracy of the pre-trained networks [9, 22], and in this paper we follow this scenario. More specifically, we assume

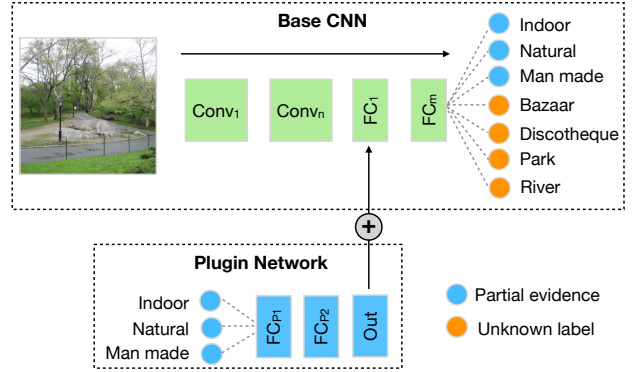


Figure 1: Plugin Networks, simple neural networks attached to the intermediate layers of a pre-trained convolutional neural network, allow to exploit partial evidence about labels known at the inference to predict unknown labels with higher accuracy. This simple yet effective approach significantly reduces train and test time with respect to the state of the art, while outperforming competitive results on two challenging benchmarks.

that a set of labels corresponding to a given image is *known* during inference, while the task at hand is to predict the remaining *unknown* labels. This corresponds to a real life application where for instance we know that the image was captured in the forest or in the cave which drastically reduces the likelihood of detecting a skyscraper. Since partial evidence can be available in multiple forms and modalities, the main classification system, *e.g.* a convolutional neural network, is trained to perform a general purpose classification with no assumption about the existence of partial evidence or lack thereof. Our objective is to enable the model to incorporate additional available information without re-training the main system, while exploiting this information to increase the quality of prediction.

Several methods were proposed in the literature to address this problem, among them [9] and [22] being the most recent. In [9] the authors propose to exploit external taxonomy of the labels by modelling the correspondences be-

\*Equal contribution

tween scene attributes and categories, and feeding this data into the main neural network at inference. [22], on the other hand, introduces a feedback-prop approach that iteratively modifies input and network activations to ensure the response of the network corresponds to the distribution of known labels. Although those methods provide effective ways to exploit partial evidence, they require complex reasoning about relationships between labels or computationally expensive iterative adaptation mechanism.

In this work, we reduce the complexity and propose *Plugin Networks* – simple, yet effective main network extensions that allow to incorporate partial evidence during the inference. We prove that using a set of fully-connected side networks attached to intermediate layers of the main network, we not only are able to avoid costly optimization process, but we also exploit the assumption about the existence of partial evidence in the offline training stage. More specifically, the proposed Plugin Networks connected to the backbone neural network adjust its activations at the inference time, depending on the available known labels. Due to the simplicity of the Plugin Networks, their training converges fast, while remaining robust to overfitting, as we prove in the paper. The inference of a proposed model consists of a quick feed-forward propagation of the main and Plugin Networks and offers an significant speedup with respect to the state-of-the-art feedback-prop method [22]. Last but not least, the proposed Plugin Networks outperform all existing methods on two challenging benchmark applications: hierarchical scene categorization on the SUN397 dataset [24] and multi-label image annotation on the COCO 2014 dataset [15].

To summarize, the contributions of our work are the following:

- We propose a novel neural network model extensions called *Plugin Networks* that allow to take partial information available at test time into account. Plugin Networks adjust the activations of the pre-trained main network, are fast to train and efficient at test time.
- We show how to attach the proposed Plugin Networks to different types of neural network layers and investigate the influence of those variants on the final results.
- We provide an extensive evaluation of the proposed approach on two challenging tasks of hierarchical scene categorization and multi-label image annotation.

We make our code available for public<sup>1</sup>.

In the remainder of this paper, we first give an overview of related works. In Sec. 3 we introduce formally the proposed approach, explain how to use it and discuss its properties. Sec. 4 provides an extensive evaluation of our method and we conclude this paper in Sec. 5.

## 2. Related Work

**Using context in visual tasks:** Exploiting additional contextual cues in visual recognition tasks gained a lot of attention from the computer vision community [3, 5, 11]. Contextual information related to semantics was used to improve object detection [18]. Social media meta-data was also used in the context of multilabel image annotation in [11]. Although adding context proved to be successful in increasing the quality of the visual recognition tasks, all of the above mentioned methods used the context in conjunction with the input uni-modal (visual) image during the training of an entire system. In this work, we propose a fundamentally different approach since the context (in the form of known labels) is learned only after training of the main model is finished and our approach allows to extend this pre-trained model with additional information *a posteriori*.

**Using label structure:** Some authors proposed to model co-occurrence of labels available at training time to improve recognition performance [17]. [1], on the other hand, uses a special structure to store the relations between the labels using a graph designed specifically to capture semantic similarities between the labels. Other form of external knowledge can be found in [7] and [10] where they use WordNet taxonomy of tags to increase the accuracy of their visual recognition systems. Similarly to [11], also [16] used social media meta-data to improve the quality of the results obtained for image recognition task. Finally, [19] estimated entry-level labels of visual objects by exploiting image captions. Contrary to our method, the above-mentioned approaches focus on finding the relationships between the labels and driving the training algorithm to encompass those structures. In this work, we do not model explicitly any label structures – the only input related to labels we give to the network is a set of known labels related to an image with no information about their relationship with the others.

**Multi-task learning:** Somehow related to our work is a recently thriving area of multi-task learning. Motivated by the phenomenon of catastrophic forgetting, multi-task learning tries to address the problem of lifelong learning and adaptation of a neural network to a set of changing tasks while preserving network’s structure. In [13], Lee *et al.* aim at solving this problem by continuous matching of network distribution. In [20] the same problem is solved through residual adapters – neural network modules plugged into a network, similarly to our Plugin Networks – that are the only structures trained between the tasks while the backbone network remains untouched. Although we do not aim to solve multi-task learning problem in this work, our approach is inspired by the above-mentioned methods that focus on designing robust network architecture that can dynamically adjust to additional data point sources unseen during training.

**Inference with Partial Evidence:** Finally, the most relevant to the work presented in this paper are two methods

<sup>1</sup><https://github.com/tooploox/plugin-networks>

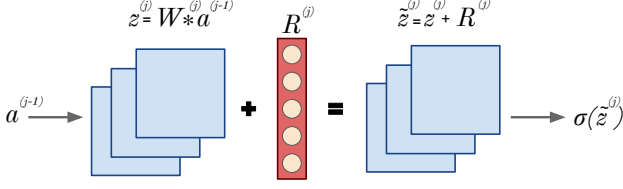


Figure 2: If we add Plugin Network to convolutional layer, each element of the output vector is added to a corresponding channel of activation maps. For instance if convolutional layer has  $n$  channels, then output from Plugin Network has also  $n$  elements.

proposed by Hu *et al.* [9] and Wang *et al.* [22]. Both of them address the problem of visual tasks in the presence of partial evidence.

Hu *et al.* [9] tackles this challenge by proposing a Structured Inference Neural Network (SINN). The SINN method is designed to discover the hierarchical structure of labels but can be used in partial evidence setup if labels at given hierarchy are clamped at inference. The SINN model, however, uses CNN and LSTM to discover label relations, it has a big amount of learnable parameters which makes model training hard. To solve this issue authors use positive and negative correlations of labels as prior knowledge, which is inferred from WordNet relations. We compare our method with SINN and show that we achieve significantly better performance with a much simpler model.

The FeedbackProp proposed by Wang *et al.* [22], on the other hand, uses an iterative procedure which is applied at inference time. The idea is to modify network activations to maximize probabilities of labels under the partial evidence. The method does not require to re-train base model. However, due to iterative procedure introduced at inference time it requires more computational effort. In addition, they introduce hyperparameters like a number of iterations and learning rate to inference phase. Finally, in the case of FeedbackProp, the partial evidence labels can only be a subset of labels that base model can recognize. Our method, however, can accept any kind of labels as partial evidence. In addition, our method does not introduce any additional computations nor additional parameters to inference phase. The comparison shows that our method outperforms FeedbackProp while being significantly faster at inference phase.

### 3. Plugin Networks

In this section, we first introduce Plugin Networks and define them formally. We then describe how Plugin Networks can be attached to the existing main network at the linear and convolutional layers.

#### 3.1. Definition

Let's assume that we have a CNN neural network  $F(\mathbf{x}, \mathbf{w})$ , that is already trained on either single or multi-label classification task. The dataset on which model  $F$  was trained contains  $X$  input images and  $Y$  input labels.

Now let's assume that some labels from set  $Y$  are available and known at inference time. The set of labels *known* at inference is given by  $Y_k$ , while *unknown* at inference time is given by  $Y_u$ .  $Y_k \subset Y$ ,  $Y_u \subset Y$ .

We propose Plugin Network  $F_p(\mathbf{y}_k, \mathbf{w}_p)$ , which is a model which takes as an input partial evidence  $\mathbf{y}_k \in Y_k$ . The output from *Plugin Network* is added to selected intermediate activation of the base model  $F$ . This way we adapt base model  $F$ , to use available partial information. There is no need to train the base model from scratch.

More formally let's take  $\mathbf{x}_i$  as an input image and  $\mathbf{y}_{ki}$  as associated partial evidence. The base model  $F$  predicts labels, but do not take into account partial evidence information:

$$\hat{\mathbf{y}} = F(\mathbf{x}_i, \mathbf{w}) \quad (1)$$

Let's also define  $\mathbf{z}^{(j)}$  as activation of  $j$ -th layer from  $F$ . Our Plugin Network, takes partial evidence  $\mathbf{y}_{ki}$  as an input and computes an output vector  $\mathbf{r}$ , which is added to  $\mathbf{z}^{(j)}$  activation.

$$\mathbf{r} = F_p(\mathbf{y}_{ki}, \mathbf{w}_p) \quad (2)$$

$$\tilde{\mathbf{z}}^{(j)} = \mathbf{z}^{(j)} + \mathbf{r} \quad (3)$$

The eq. 3 shows how Plugin Network is connected (plugged in) to main network  $F$ , thus we can treat base model  $F$  and *Plugin Network*  $F_p$  as one model:

$$\tilde{F}(\mathbf{x}; \mathbf{y}_k, \mathbf{w}; \mathbf{w}_p) \quad (4)$$

Plugin Network output can be added to either activation from a fully connected layer (FC) or to activation map obtained from a convolutional layer (Conv). In the following sections, we explain how both operations are performed in details.

#### 3.2. Connection with Linear Layers

The feedforward step in  $F$  network involves computation of activations of fully connected layers, this involves a computation of linear function and application of non-linear activation function:

$$\mathbf{z}^{(j)} = \mathbf{W}^{(j)} \mathbf{a}^{(j-1)}, \quad (5)$$

$$\mathbf{a}^{(j)} = \sigma(\mathbf{z}^{(j)}). \quad (6)$$

The output  $\mathbf{r}$  obtained from *Plugin Network* is added to  $\mathbf{z}^{(j)}$ , before non-linear activation function is applied.

### 3.3. Connection with Convolutional Layers

In this case the computation of the output of the base model  $F$  involves also convolution operation:

$$\mathbf{z}^{(j)} = \mathbf{W}^{(j)} * \mathbf{a}^{(j-1)}, \quad (7)$$

$$\mathbf{a}^{(j)} = \sigma(\mathbf{z}^{(j)}). \quad (8)$$

The  $\mathbf{W}^{(j)}$  defines  $n$  convolutional filters which are applied to activation map  $\mathbf{a}^{(j-1)}$  obtained from previous layer. The activation map  $\mathbf{z}^{(j)}$  has size of  $h \times w \times n$ . Where  $h$  and  $w$  is height and width of activation map, while  $n$  is referred as a number of channels and is equal to the number of convolutional filters. The vector  $\mathbf{r}$  which is an output from Plugin Network has size  $n$ . Let's define  $\mathbf{z}^{(j)\{i\}}$  as  $i$ -th channel of activation map of  $j$ -th convolutional layer. Each element of  $\mathbf{r}_i$  is added to corresponding channel of  $\mathbf{z}^{(j)\{i\}}$  activation map.

$$\tilde{\mathbf{z}}^{(j)\{i\}} = \mathbf{z}^{(j)\{i\}} + \mathbf{r}_i, \quad i = 1, \dots, n. \quad (9)$$

Adding single value to each channel of activation map greatly reduce number of parameters that have to be learned. If we were learning separately each value for each element of activation map, it would require  $w \times h \times n$  output values. While if we add each activation map to the single value we require only  $n$  output values from Plugin Network. Fig. 2 illustrates the way how Plugin Network is attached to convolutional layers.

### 3.4. Architecture

In general Plugin Network can be any model that can be trained using backpropagation. In our case the Plugin Network is a neural network which contains fully connected layers with ReLu activation. The last layer of Plugin Network is a fully connected layer without non-linear activation applied. We chose fully connected architecture because partial evidence vector  $\mathbf{y}_k$  is binary. Thus we can think of  $\mathbf{y}_k$  as kind of feature vector which is used to compute a non-linear transform of base model activations. This task can be modeled by a fully connected neural network.

### 3.5. Training

The eq. 4 defines joint model of base network  $F$  with parameters  $\mathbf{w}$  and Plugin Network  $F_p$  with parameters  $\mathbf{w}_p$ . Please note that in training procedure we are optimizing only  $\mathbf{w}_p$  parameters, thus base model  $F$  is not altered. The loss function is computed based on error on unknown  $Y_u$  labels:

$$l = L(\mathbf{Y}_u, \tilde{F}(\mathbf{X}; \mathbf{Y}_k, \mathbf{w}; \mathbf{w}_p), \quad (10)$$

where  $L$  stands for any loss function *e.g.* cross entropy. Please note that we optimize only  $\mathbf{w}_p$  parameters, thus parameters  $\mathbf{w}$  of base model are not altered. Secondly, we

do not use  $\mathbf{Y}_k$  to compute loss, thus our model is able also to handle the case where partial evidence is not a subset of classes on which base model is trained on, for instance  $Y_k \cap Y_u \in \emptyset$ .

### 3.6. Properties

One important property of Plugin Network is that the function that alters the activation function of the base model is trained in the training phase (see Section 3.5). Thus testing phase requires only single feed-forward propagation. The final model takes as an input image and partial evidence vector and outputs class probabilities. Thanks to single forward pass our model is as fast as base model and significantly faster than model proposed in [22], where iterative optimization process is computed at inference time.

## 4. Experiments

To stay consistent with the previous work on the subject [9, 22], we perform our experiments on the publicly available datasets. We evaluate our method on a hierarchical and multilabel task. For the first we use the SUN397 dataset [24, 23] and for the second the COCO'14 dataset together with its caption labels [14].

### 4.1. Hierarchical Scene Categorization

We apply our method on SUN397 dataset [24, 23]. The dataset is annotated with 3 coarse categories, 16 general scene categories and 397 fine-grained scene categories. Our task is to classify fine-grained categories, given true values for coarse categories, as it was performed in Hu *et al.* [9] and Wang *et al.* [22]. We follow same experimental setup as [9, 22]: we split dataset into train, validation, test split with 50, 10, 40 images per scene category. To allow fair comparison to [9, 22] we use the AlexNet+Sofmax architecture on fine-grained categories. It will serve as the base model for our *Plugin Network* in this experiment. To evaluate our method we compute mean average precision (*mAP*), multi-class accuracy (*MC Acc*) and intersection-over-union accuracy (*IoU Acc*).

**Hyperparametrs selection:** first we study which layer from the base model should be picked. We try layers from Conv1-Conv5 and fully connected FC1, FC2 and FC3. Results are presented in Tab. 1. Results are computed on split 1 of SUN397 dataset. The first row of Tab. 1 reports the performance of the base model without Plugin Networks and the partial evidence. Results show that adding Plugin Network at any layer of model improves the accuracy, although the improvements become significant when Plugin Network is added to layers which are closer to the output of the base model. The results also show, that fully connected layers are better choice than convolutional layers. Such results are aligned with the intuition: if model is plugged to layer further from the output, it is more difficult to find



Layer		MC Acc
Conv	FC	
-	-	53.15
1	-	54.08
2	-	53.88
3	-	53.75
4	-	54.40
5	-	54.86
-	1	53.90
-	2	56.47
-	3	<b>57.51</b>
3, 4, 5	-	54.20
-	1, 2, 3	56.36

Table 1: Performance of our model w.r.t. layer at which Plugin Network is added to base model. The comparison is done on SUN397 dataset. The performance is better if Plugin Network is plugged to layers closer to the output. In addition the proposed method performs better when plugged to fully connected layers, rather than to convolutional layers.

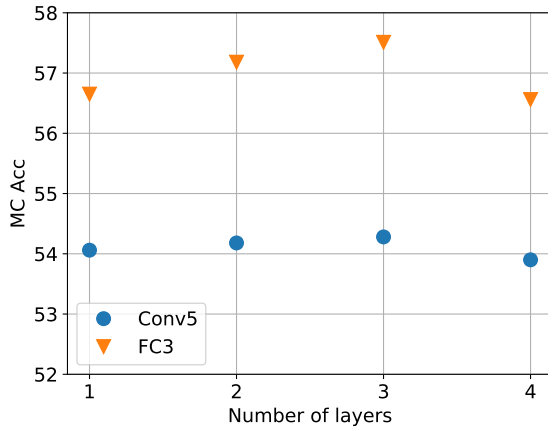


Figure 3: Performance of Plugin Network using different number of hidden layers on SUN397. We consider two cases, where Plugin Network is added to Conv5 layer, and case where Plugin Network is added to FC3 layer. For both Conv5 and FC3 layers Plugin Network with depth 3 achieved the best result. When network is deeper than 3 layers model starts to overfit.

correlation of its activation to partial evidence. Applying more than one Plugin Network to base model did not improve the accuracy. We believe that this is due to the fact that activations of the last layer of the base model allow to learn correlation between partial evidence and output labels in the most efficient way. It is also interesting that *Plugin Network* outperformed "Base model+PE" (see Tab. 2). The "Base model+PE" is base CNN with partial evidence

	MC Acc	mAP	IoU Acc
Base model [22]	52.83±0.24	56.17±0.21	35.90±0.22
Base + PE [22]	53.15±0.27	56.49±0.24	36.20±0.26
SINN + PE [9, 22]	54.30±0.35	58.34±0.32	37.28±0.34
F. Prop (LF) [22]	54.94±0.42	58.52±0.34	37.86±0.39
F. Prop (RF) [22]	55.01±0.35	58.70±0.26	37.95±0.33
Base (Ours)	53.30±0.29	56.36±0.21	34.39±0.31
Plugin Net (Ours)	<b>57.59±0.24</b>	<b>61.55±0.43</b>	<b>39.26±0.38</b>

Table 2: Plugin Network performance on SUN397 dataset. Our method outperforms state-of-the-art on all reported metrics. To allow fair comparison we provide also performance of base model used in [22], as well as performance of base model trained by us.

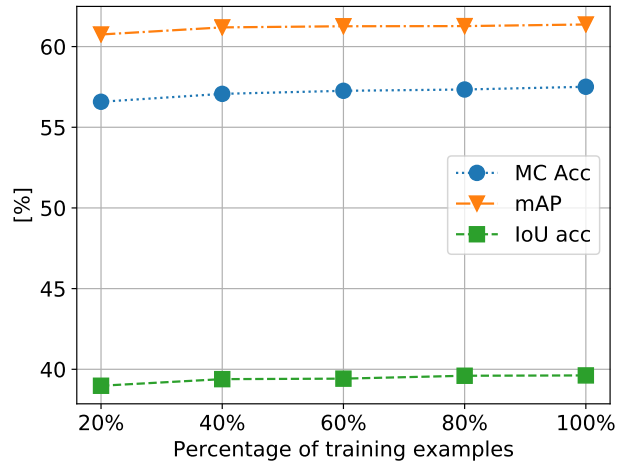



Figure 4: Performance of Plugin Network model trained on a fraction of training data. The results show that model trained even with 20% of available data achieves state-of-the-art performance on all metrics. The results are reported for SUN397 dataset.

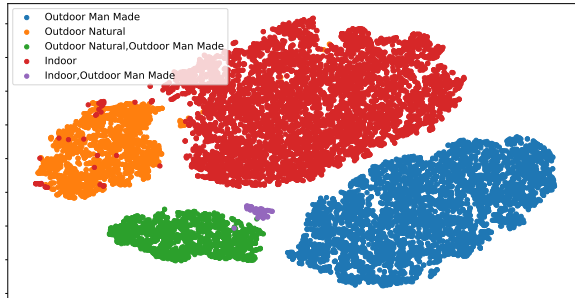
concatenated to input image and trained from scratch. Our experiments clearly show that adding partial evidence information to activations which are closer to the output have significant influence on model accuracy.

In second study we evaluate how number of layers of Plugin Network relates to final model accuracy. We try 1, 2, 3 and 4 layers. The results are reported in fig. 3, they show that depth of a *Plugin Network* has influence on final model performance and generally deeper Plugin Networks performs better, but up 4 layers. Deeper Plugin Networks are able to approximate more complicated functions, that is why the performance grow with a depth of the Plugin Network. But if model is too deep (4 layers) there are too many trainable parameters and model starts to overfit.

In the final solution we use AlexNet CNN + Logistics



(a) Base Model



(b) Plugin Network

Figure 5: Comparison of representation learned by base model and Plugin Network. The activation of the layer where Plugin Network is projected to 2 dimensions using t-SNE. Each point in the figure refers to one example from test set. Our model finds better separation w.r.t. partial evidence categories. It is interesting because loss function was not optimizing such objective. The loss function was measuring error on unknown labels, but our model was able to find dependency between unknown labels and partial evidence.

Partial Evidence			#classes	#img	MC Acc [%]	
Indoor	Outdoor Natural	Outdoor Man made			Base	Plugin Net
0	0	1	131	5240	53.67	56.64
0	1	0	51	2040	61.06	66.47
0	1	1	38	1520	57.45	72.23
1	0	0	175	7000	49.27	51.07
1	0	1	2	80	59.75	85.00

Table 3: Performance of Plugin Network with respect to partial evidence information available in SUN397 dataset. Partial evidence consist of coarse level categories available in SUN397. The coarse categories are not mutually exclusive. We compare our model with base model for all available combination of partial evidence labels. Our model improves accuracy for all combination of partial evidence categories, but is most effective for ones with low number of classes or examples.

as baseline classifier. The CNN was pretrained on the Places365 dataset [25]. The base model was chosen to allow fair comparison with [22, 9]. We use 3 layer Plugin Network added to FC3 layer. The model was trained for 15 epochs using Adam optimizer with learning rate set to 0.001 and is reduced to  $1e-4$  and  $1e-5$  after 5 and 10 epochs respectively.

**Comparison with state-of-the-art:** in Tab. 2 we report the final performance of our Plugin Network. The results are averaged over 5 runs to mitigate the randomness in validation set sampling, we also report standard deviation. We report performance of "Base model + PE" CNN classifier as baseline. There partial evidence vector was added as an additional input to the net in form of binary vector. Then model is finetuned one whole dataset. We also report performance of SINN network [9] and FeedbackProp [22]. The results in Tab. 2 shows that our method outperforms state-of-the-art methods in terms of multi-class accuracy mean

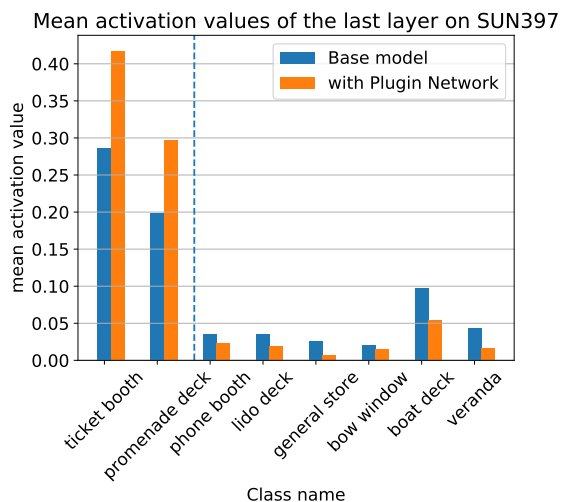


Figure 6: We present mean activation values of last fully connected layer: for base model (without partial evidence) and for ours Plugin Network. The activations are averaged over examples which belong to both {Indoor and Outdoor Man made} coarse categories (partial evidence). The activation which are on the left from the dashed line belong to true classes. Other activations belong to false classes. The mean values of activation show that our Plugin Network amplify activation of true classes, while activations of false classes are reduced, resulting in recognition accuracy improvement.

average precision and intersection-over-union. Our method achieves state-of-the-art results while is easier to train than SINN model and allows faster inference than FeedbackProp.




Figure 7: Visualizations results (best viewed in color). We pick 10 representative images from SUN397 and visualize the predicted fine grained categories from our method and compare them with the predictions from base model (CNN+Softmax). Correct predictions are marked in green, incorrect in red. Failure cases are shown in the rightmost column. "PE" stands for partial evidence. The examples show that partial evidence information captured by our model improves classification accuracy. For instance in top left example partial information that "parking lot" belongs to "Outdoor man made" category helped to correct the error as "Anechoic Chamber" belongs to "Indoor" category.

**Amount of training data analysis.** In figure 4 we report the performance of our method w.r.t. to the percentage of available training data. We trained Plugin Network with 20%, 40%, 60%, 80% percent of training data. The results in figure 4 show that our model achieves state-of-the-art performance even when trained on 20% of data. Our model requires only fraction of training data, in addition base model weights are not updated. Thus training of our model is efficient.

**Representation analysis:** we analyze how the activation of base model layer where Plugin Network was added changes w.r.t. partial evidence categories. First, we projected the activations of base model for each example in a test set to 2D plane using t-SNE method [21]. Figure 5 (A) Base Model shows the representation of the base model, while (B) Plugin Network shows the representation of our method. The figure shows that our model learns much better representation, as categories are clearly separable. It is also interesting that our model manages to learn such representation, because the loss function that we optimize (eq. 10) considers only unknown labels and ignores error on partial evidence categories. The results show that our model learns dependency between partial evidence categories and unknown labels, while not being directly guided by loss function. We also tried to incorporate loss on partial evidence categories, but we did not observe an increase in model performance.

Thus we decided to optimize loss function only on unknown labels. Such solution has another advantage – partial evidence categories do not have to be a subset of labels that base model recognizes.

**Observations:** in Tab. 3 we report performance of base model and Plugin Network on examples which belong to different combination of partial evidence labels. For instance first row of the Tab. 3 show that there are 5240 images in test set that are assigned to "Outdoor, Man made" coarse category. This information is passed to Plugin Network as partial evidence. Proposed method improves accuracy of base model by 3%. The results from Tab. 3 show that Plugin Network handle very well combinations with low number of examples or classes. For instance accuracy for examples which are assigned to both categories "Outdoor, Natural" and "Outdoor, Man made" were improved from 57.45% to 72.23%. The biggest accuracy improvement was reported for combination "Indoor", "Outdoor Man Made" with the smallest number of examples and classes. If number of potential fine-grained classes is smaller, it is easier to find functions that correctly modifies activations. For instance for partial evidence group {Indoor, Outdoor Man made} there are only 80 examples which belong to 2 fine grained categories. In such case our method easily finds the function which modifies activations of base model significantly improves final accuracy. In Figure 6 we show an

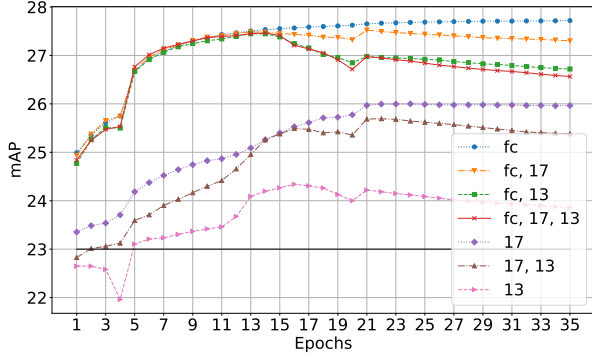


Figure 8: Performance of the Plugin Networks attached to different layers. Results are computed on the validation set after each epoch during training. Here a combination of attaching the plugin to the last fully connected layer (f), 17 convolutional layer (17), and 13 convolutional layer (13) is presented. The plugin has the same (2layers\_3) architecture for each attachment. Attachment to the last FC layer results in the highest improvement. Attachment to any other layer causes a rapid overfitting. The black solid line at the bottom indicates the baseline.

example how activations of base model are modified, we show activations of last fully connected layer of base model and Plugin Network. Each neuron is associated with fine grained category (class). For given partial evidence labels combination only two fine-grained categories are possible. Their activations are presented on first two bar charts from the left. The figure shows that proposed method amplified activation for those classes, which improves accuracy. In addition the activations for other false classes were reduced.

Finally in Figure 7 we show 10 images from SUN397 dataset. For each example we show ground-truth for fine-grained category (label), the classification from base model and from our model. We also show coarse category to which given example belongs to. The coarse category serves as partial evidence. The examples show that our method can recover many errors thanks to presence of partial evidence information. For instance in top left example partial evidence that "parking lot" belongs to "Outdoor man made" category helped to correct the classification error. The base model classified example as "Anechoic Chamber", which belongs to "Indoor" category. Similarly image of "Ruin" which was incorrectly classified as "Castle" was recovered due to partial evidence. "Ruin" belongs to both "Outdoor Man made" and "Outdoor Natural", while "Castle" belongs only to "Outdoor Man made" category.

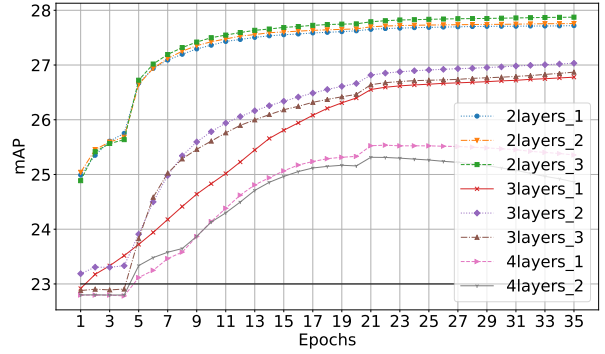


Figure 9: Performance of the Plugin Network attached to the last fully connected layer of the ResNet-18 trained for the multi-label experiment. Results are computed on the validation set after each epoch during training. If the plugin has too many parameters it starts to over-fit. Already a network with 3 layers starts to overfit in this experiment. We report the highest performance using two-layered fully-connected networks. The black solid line at the bottom indicates the baseline.

## 4.2. Multi-label Image Annotation

In the evaluation of our method for the Multi-label image annotation we used the COCO 2014 dataset [15]. The dataset contains 120k images, each annotated with 5 caption sentences. Again, for consistency, we follow the same experimental setup as [22]. From the dataset, we used the provided 82,783 training data as our training set, and randomly split the remaining provided validation data into 20,000 validation set and 20,504 test set images.

The task is to predict a predefined set of words explaining an image. These words are referred as visual concepts in the work of Fang *et al.* in their visual concept classifier [4]. We define them as the 1,000 most frequent words in the captions of the COCO dataset. We use the same tokenization, lemmatization, and stop-word removals as Wang *et al.* [22]. In result, each image is annotated by a vector of 1,000 elements corresponding to an occurrence of a corresponding words in the captions.

For the task of reasoning under partial evidence, we randomly divide the target vector into a fixed 500 *known* and 500 *unknown* classes. The comparison is performed on the *unknown set* only, while the *known set* is used as the partial evidence. The core network is first trained as in Fang *et al.* [4] on the multi-labeled task using the entire 1,000 classes. It is done by minimization of the binary cross entropy between the predicted and target vector of concepts. For this experiment, for the baseline we choose to use the *ResNet-18* architecture [8]. We treat it as the baseline for the comparison methods and our Plugin Network.



**Hyperparameters selection:** The architecture of the plugin has been chosen based on the validation scores from Figs. 8 and 9. As indicated before, we first train the baseline on the given task. Then, we freeze baseline weights and add a number of plugins. We train each plugin for 36 epoch with a starting learning rate of  $10^{-2}$  which decrease with the number of epochs to  $10^{-4}$ . We use the standard Adam [12] optimizer with the Xavier initialization [6].

During the system tuning, we verified all combinations of attaching a plugin to the *conv13* *conv17* and *fc* layers of the *ResNet-18* network. We find out, that actually only single attachment to the last, fully connected layer, gives the best result. Using any earlier layer still improves the baseline, but such plugin over-fits much easier. Using a combination of the *fc* layer and any other decreases the performance of a single attachment to the *fc* layer and again, leads to over-fitting; see Fig. 8. We reason that this is the case, because in such a setup, it is actually easier for the network to learn correlations between the labels. Amplifying or suppressing an activation from previous layers might be ambiguous under just the partial evidence.

We also verify a number of plugin architectures which were attached to the final *fc* layer of the baseline. The architectures differ in the number of layers and neurons in them. We compare three fully connected two-layered network architectures which are: "2 layers\_1": with 500 neurons in the first and 512 neurons in the second layer, "2 layers\_2": with 500 neurons in the first and 1024 neurons in the second layer and "2 layers\_3": with 500 neurons in the first and 2048 neurons in the second layer; three fully connected three-layered network architectures: "3 layers\_1": with 500 neurons in the first, 512 neurons in the second and 1024 in the third layer, "3 layers\_2": with 500 neurons in the first, 1024 neurons in the second and 2048 in the third layer and "3 layers\_3": with 500 neurons in the first, 2048 neurons in the second and 2048 in the third layer; and two fully connected four-layered network architectures: "4 layers\_1": with 500 neurons in the first, 512 neurons in the second, 2048 in the third and 2048 in the fourth layer and "4 layers\_2": with 500 neurons in the first, 1024 neurons in the second, 1024 in the third and 2048 in the fourth layer.

The two and three layered networks get to the plateau after around 20 epochs, while the four layered networks start to over-fit. We notice, that the highest score are gained by using the shallower architectures. See Fig. 9.

**Comparison with state-of-the-art:** We compare ourselves to the Layer-wise Feedback-prop (LF) and Residual Feedback-prop (RF) Inference proposed by [22]. Results presented in this work are based on the open sourced online implementation provided by the authors of RF and LF. Due to the random choice of the known and unknown labels, the baseline may differ, but the overall gain stays similar. We show, that by the means of the mean average precision

	<i>mAP</i>	Inference time [s]
Base model [4]	23.00	25.64
F. Prop (LF) [22]	25.26	93.36
F. Prop (RF) [22]	25.70	103.27
Plugins (Ours)	<b>27.97</b>	<b>25.72</b>

Table 4: Results on the COCO’14. The baseline is ResNet-18 trained for the multi-label experiment. Our method not only achieves state-of-the-art in means of the mean average precision but also is the fastest, being barely slower than the baseline.

(*mAP*), we achieve state-of-the-art with a significant margin. In addition, as expected, the inference phase is much faster compared to the Feedback-prop methods [22]. It is achieved at the cost of training of the plugin network. Please refer to Tab. 4 for results.

## 5. Conclusions

In this work, we introduced Plugin Networks – a simple yet effective method to exploit the availability of partial evidence in the context of visual recognition tasks. Plugin Networks are integrated directly with the intermediate layers of pre-trained convolutional neural network and thanks to their lightweight design can be trained efficiently with limited computational cost. Results presented on two challenging datasets prove superior performance of the proposed method with respect to the state of the art.

We believe that this work can open several novel research directions related to solving visual recognition tasks with partial evidence, as our Plugin Networks are agnostic to the input signal and can accommodate arbitrary modality of the input data, including audio or textual cues. Therefore, their multimodal nature can allow richer contextual cues to be taken into account in the inference procedure, leading to more effective and efficient visual recognition models.

## References

- [1] J. Deng, N. Ding, Y. Jia, A. Frome, K. Murphy, S. Bengio, Y. Li, H. Neven, and H. Adam. Large-scale object classification using label relation graphs. In *European Conference on Computer Vision*, 2014. 2
- [2] J. Deng, W. Dong, R. Socher, L.-J. Li, K. Li, and L. Fei-Fei. ImageNet: A Large-Scale Hierarchical Image Database. In *CVPR09*, 2009. 1
- [3] S. K. Divvala, D. Hoiem, J. Hays, A. A. Efros, and M. Hebert. An empirical study of context in object detection. In *CVPR*, pages 1271–1278. IEEE Computer Society, 2009. 2
- [4] H. Fang, S. Gupta, F. N. Iandola, R. K. Srivastava, L. Deng, P. Dollr, J. Gao, X. He, M. Mitchell, J. C. Platt, C. L. Zitnick, and G. Zweig. From captions to visual concepts and back.

- In *CVPR*, pages 1473–1482. IEEE Computer Society, 2015. 1, 8, 9
- [5] C. Galleguillos, A. Rabinovich, and S. J. Belongie. Object categorization using co-occurrence, location and appearance. In *CVPR*. IEEE Computer Society, 2008. 2
- [6] X. Glorot and Y. Bengio. Understanding the difficulty of training deep feedforward neural networks. In *Proceedings of the thirteenth international conference on artificial intelligence and statistics*, pages 249–256, 2010. 9
- [7] K. Grauman, F. Sha, and S. J. Hwang. Learning a tree of metrics with disjoint visual features. In J. Shawe-Taylor, R. S. Zemel, P. L. Bartlett, F. Pereira, and K. Q. Weinberger, editors, *Advances in Neural Information Processing Systems 24*, pages 621–629. Curran Associates, Inc., 2011. 2
- [8] K. He, X. Zhang, S. Ren, and J. Sun. Deep residual learning for image recognition. In *Proceedings of the IEEE conference on computer vision and pattern recognition*, pages 770–778, 2016. 8
- [9] H. Hu, G.-T. Zhou, Z. Deng, Z. Liao, and G. Mori. Learning structured inference neural networks with label relations. In *Proceedings of the IEEE Conference on Computer Vision and Pattern Recognition*, pages 2960–2968, 2016. 1, 3, 4, 5, 6
- [10] S. J. Hwang, K. Grauman, and F. Sha. Semantic kernel forests from multiple taxonomies. In F. Pereira, C. J. C. Burges, L. Bottou, and K. Q. Weinberger, editors, *Advances in Neural Information Processing Systems 25*, pages 1718–1726. Curran Associates, Inc., 2012. 2
- [11] J. Johnson, L. Ballan, and L. Fei-Fei. Love thy neighbors: Image annotation by exploiting image metadata. *2015 IEEE International Conference on Computer Vision (ICCV)*, pages 4624–4632, 2015. 2
- [12] D. P. Kingma and J. Ba. Adam: A method for stochastic optimization. *arXiv preprint arXiv:1412.6980*, 2014. 9
- [13] S. Lee, J. Kim, J. Ha, and B. Zhang. Overcoming catastrophic forgetting by incremental moment matching. *CoRR*, abs/1703.08475, 2017. 2
- [14] T.-Y. Lin, M. Maire, S. Belongie, J. Hays, P. Perona, D. Ramanan, P. Dollár, and C. L. Zitnick. Microsoft coco: Common objects in context. In D. Fleet, T. Pajdla, B. Schiele, and T. Tuytelaars, editors, *Computer Vision – ECCV 2014*, pages 740–755, Cham, 2014. Springer International Publishing. 4
- [15] T.-Y. Lin, M. Maire, S. J. Belongie, L. D. Bourdev, R. B. Girshick, J. Hays, P. Perona, D. Ramanan, P. Dollr, and C. L. Zitnick. Microsoft coco: Common objects in context. *CoRR*, abs/1405.0312, 2014. 1, 2, 8
- [16] J. McAuley and J. Leskovec. Image labeling on a network: Using social-network metadata for image classification. In A. Fitzgibbon, S. Lazebnik, P. Perona, Y. Sato, and C. Schmid, editors, *Computer Vision – ECCV 2012*, pages 828–841, Berlin, Heidelberg, 2012. Springer Berlin Heidelberg. 2
- [17] A. Miech, I. Laptev, and J. Sivic. Learnable pooling with context gating for video classification. *CoRR*, abs/1706.06905, 2017. 2
- [18] R. Mottaghi, X. Chen, X. Liu, N.-G. Cho, S.-W. Lee, S. Fidler, R. Urtasun, and A. Yuille. The role of context for object detection and semantic segmentation in the wild. In *Proceedings of the 2014 IEEE Conference on Computer Vision and Pattern Recognition, CVPR '14*, pages 891–898, Washington, DC, USA, 2014. IEEE Computer Society. 2
- [19] V. Ordonez, J. Deng, Y. Choi, A. C. Berg, and T. L. Berg. From large scale image categorization to entry-level categories. In *Proceedings of the 2013 IEEE International Conference on Computer Vision, ICCV '13*, pages 2768–2775, Washington, DC, USA, 2013. IEEE Computer Society. 2
- [20] S. Rebuffi, H. Bilen, and A. Vedaldi. Learning multiple visual domains with residual adapters. In *NIPS*, pages 506–516, 2017. 2
- [21] L. van der Maaten and G. Hinton. Visualizing data using t-SNE. *Journal of Machine Learning Research*, 9:2579–2605, 2008. 7
- [22] T. Wang, K. Yamaguchi, and V. Ordonez. Feedback-prop: Convolutional neural network inference under partial evidence. In *IEEE Conference on Computer Vision and Pattern Recognition (CVPR)*, June 2018. 1, 2, 3, 4, 5, 6, 8, 9
- [23] J. Xiao, K. A. Ehinger, J. Hays, A. Torralba, and A. Oliva. Sun database: Exploring a large collection of scene categories. *International Journal of Computer Vision*, 119:3–22, 2014. 4
- [24] J. Xiao, J. Hays, K. A. Ehinger, A. Oliva, and A. Torralba. Sun database: Large-scale scene recognition from abbey to zoo. In *2010 IEEE Computer Society Conference on Computer Vision and Pattern Recognition*, pages 3485–3492, June 2010. 1, 2, 4
- [25] B. Zhou, A. Lapedriza, A. Khosla, A. Oliva, and A. Torralba. Places: A 10 million image database for scene recognition. *IEEE Transactions on Pattern Analysis and Machine Intelligence*, 2017. 6