

Salvaging Falsified Instrumental Variable Models*

Matthew A. Masten[†] Alexandre Poirier[‡]

February 3, 2022

Abstract

What should researchers do when their baseline model is refuted? We provide four constructive answers. First, researchers can measure the extent of falsification. To do this, we consider continuous relaxations of the baseline assumptions of concern. We then define the falsification frontier: the boundary between the set of assumptions which falsify the model and those which do not. This frontier provides a quantitative measure of the extent of falsification. Second, researchers can present the identified set for the parameter of interest under the assumption that the true model lies somewhere on this frontier. We call this the *falsification adaptive set*. This set generalizes the standard baseline estimand to account for possible falsification. Third, researchers can present the identified set for a specific point on this frontier. Finally, as a sensitivity analysis, researchers can present identified sets for points beyond the frontier. To illustrate these four ways of salvaging falsified models, we study overidentifying restrictions in two instrumental variable models: a homogeneous effects linear model, and heterogeneous effect models with either binary or continuous outcomes. In the linear model, we consider the classical overidentifying restrictions implied when multiple instruments are observed. We generalize these conditions by considering continuous relaxations of the classical exclusion restrictions. By sufficiently weakening the assumptions, a falsified baseline model becomes non-falsified. We obtain analogous results in the heterogeneous effects models, where we derive identified sets for marginal distributions of potential outcomes, falsification frontiers, and falsification adaptive sets under continuous relaxations of the instrument exogeneity assumptions.

JEL classification: C14; C18; C21; C26; C51

Keywords: Instrumental Variables, Nonparametric Identification, Partial Identification, Sensitivity Analysis

*This paper was presented at Auburn University, UC San Diego, Texas A&M, Duke, Columbia, Cornell, the Yale MacMillan-CSAP workshop, the 2018 Incomplete Models conference at Northwestern University, and the 2018 Southern Economic Association Meetings. We thank audiences at those seminars and conferences as well as Federico Bugni, Chuck Manski, Arnaud Maurel, Francesca Molinari, Adam Rosen, and Pedro Sant'Anna for helpful conversations and comments.

[†]Department of Economics, Duke University, matt.masten@duke.edu

[‡]Department of Economics, Georgetown University, alexandre.poirier@georgetown.edu

1 Introduction

Many models used in empirical research are falsifiable, in the sense that there exists a population distribution of the observable data which is inconsistent with the model. We equivalently call these overidentified or refutable models. With finite samples, researchers often use specification tests to check whether their baseline model is refuted. A well known example is the overidentifying restrictions test in linear instrumental variable models (Anderson and Rubin 1949, Sargan 1958, Hansen 1982). Abstracting from sampling uncertainty¹, the population versions of such specification tests have a persistent problem: What should researchers do when their baseline model is refuted?

One option is to ignore the finding and report some point estimand, like the 2SLS estimand in an overidentified linear instrumental variable model. When the model is refuted, however, the original motivation for the 2SLS estimand—that it delivers the causal effect of interest under the baseline assumptions—no longer applies since we know the assumptions do not hold. A second option is to drop the research and move on to a different project. This option has three problems: (a) It creates a kind of publication bias, since we would never observe datasets with refuted baseline models. (b) It prevents us from answering certain empirical questions when there are no good alternative models or datasets. And (c) It treats all falsified models equally; in contrast, our analysis will distinguish between models which are just barely falsified and those which are strongly falsified. In appendix A.3 we discuss three other responses to baseline falsification from the literature.

We instead provide four constructive ways to salvage a falsified baseline model. First, researchers can measure the extent of falsification. To do this, we consider continuous relaxations of the baseline assumptions of concern. We then define the falsification frontier: the boundary between the set of assumptions which falsify the model and those which do not. This frontier provides a quantitative measure of the extent of falsification. Second, researchers can present the identified set for the parameter of interest under the assumption that the true model lies somewhere on this frontier. We call this the *falsification adaptive set*. This set collapses to the baseline identified set or point estimand when the baseline model is not refuted. When the baseline model is refuted, this set expands to include all parameter values consistent with the data and a model which is relaxed just enough to make it non-refuted. This set generalizes the standard baseline estimand to account for possible falsification. While this set is agnostic about the direction of relaxation, our third suggestion is that researchers present the identified set for a specific minimally relaxed model. Finally, as a further sensitivity analysis, researchers can present identified sets for points beyond the falsification frontier.

To illustrate these four constructive ways to salvage a falsified baseline model, we study a classic source of overidentification: observation of several instrumental variables. We do this in two different models. The first is the classical constant coefficients linear model with multiple instruments. This model imposes homogeneous treatment effects, but allows for continuous treatments and is particularly simple to analyze. We generalize the usual overidentifying restrictions by allowing

¹We study population level identification and falsification in this paper. We briefly discuss finite sample estimation and inference in section 2.5, but this is not the focus of the paper.

the instruments to have some direct effect on outcomes. We use this result to characterize the falsification frontier, which trades off bounds on the magnitudes of these direct instrument effects. We then characterize the identified set along the falsification frontier. This leads to a particularly simple characterization of the falsification adaptive set. We also show how to use these identified sets to do sensitivity analysis for non-falsified models beyond the frontier.

It is well known that the classical overidentifying conditions may not hold when treatment effects are heterogeneous, even if all instrument exogeneity and exclusion restrictions hold. We therefore also study a second model, which allows for heterogeneous treatment effects and multiple instruments. In this model we focus on binary treatments. We consider both binary and continuous outcomes. We relax statistical independence between each instrument and potential outcomes using a latent propensity score distance from our previous work, Masten and Poirier (2018). Under these relaxations, we derive the identified set for the marginal distributions of potential outcomes. We show how to quickly compute the falsification frontier and the falsification adaptive set using convex optimization. We then discuss how to use these identified sets to do sensitivity analysis regardless of whether the baseline model is refuted. Our analysis of the baseline case where all instruments are fully exogenous also provides new generalized overidentifying restrictions which are valid even if treatment effects are heterogeneous and regardless of one’s parameter of interest.

Finally, it is important to distinguish between two kinds of falsifiable models. The first kind is falsified because of an assumption made directly on observed random variables. For example, suppose we observe a scalar random variable. Consider the model which assumes that this variable is normally distributed. At the population level, we can simply check whether the observed variable is actually normally distributed. If not, the model is refuted. When the model is refuted, it can be salvaged by removing the normality assumption. A massive literature in statistics and econometrics on semi- and non-parametrics is largely concerned with salvaging refuted models by relaxing parametric assumptions on observed random variables. For example, see the survey by Spanos (2018). The second kind of model is falsified because of an assumption made on unobserved random variables, or unobserved structural parameters. Salvaging these models is complicated because, even at the population level, the data themselves do not tell us the correct alternative assumptions. We study this second kind of falsifiable model in this paper.

Related Literature

In the rest of this section, we review the related literature.

Falsification

We begin with the literature on falsification. Typically a model entails many different assumptions. Although we can sometimes falsify all assumptions jointly, it is often impossible to know *which* specific assumption is false. This result is known in philosophy as the Duhem-Quine thesis (Bonk 2008, Stanford 2017). For example, Ariew (2018, section 2.1) states that “the thesis formed from the two sub-theses, that (i) since empirical statements are interconnected, they cannot be singly

disconfirmed, and (ii) if we wish to hold a particular statement true we can always adjust another statement, has become known as the Duhem-Quine thesis.” That is, the general idea that one can consider trade-offs between assumptions to avoid falsification of any given assumption is well known in philosophy. Our paper builds on this literature by providing a specific formalization of this trade-off using identification theory.

In econometrics, three papers are most closely related. Of these, the conceptually closest is Manski and Pepper (2018). They study identification of treatment effects under combinations of different “bounded variation” assumptions, which are continuous relaxations of certain baseline assumptions. In an empirical analysis of right-to-carry laws, they compute identified sets for various combinations of these relaxations; see their table 2. Our recommended responses to baseline falsification can be read from this table. First, the boundary between the dark gray identified sets in that table and the rest is essentially a discrete approximation to the falsification frontier in their model. Second, the collection of the singleton identified sets on this boundary is what we call the falsification adaptive set. Third, given all of the separate presented singleton identified sets on the frontier, one can focus on any single set of interest. Finally, they also present identified sets beyond the frontier. In our paper, we formally define the falsification frontier and falsification adaptive set in a general model and relate it to the problem of responding to specification test rejection. We emphasize that these concepts and the four responses apply to any falsified model, not just the specific one considered by Manski and Pepper (2018). Finally, we illustrate these responses using refutable instrumental variable models, whereas Manski and Pepper (2018) studied a model with cross sectional and time series variation in treatment rather than variation due to instrumental variables.

Ramsahai (2012) studies a heterogeneous treatment effect model with a binary outcome, a binary treatment, and a binary instrument. He defines a continuous relaxation of the instrument exogeneity assumption and then shows how to numerically compute identified sets for a single value of this relaxation. He notes that the model can be falsified even if exogeneity does not hold exactly, and that the model is not falsified if instrument exogeneity is completely relaxed. He stops short of formally defining and deriving the falsification point, however. He also does not consider multi-dimensional relaxations. On pages 842–843, he notes that “it is not obvious how the methods described in [his] paper can be extended to compute bounds” as a function of his relaxation. In our analysis, we show how to compute bounds for any value of our continuous relaxation, and thus also are able to derive falsification points, falsification frontiers, and the falsification adaptive set. Unlike him, we also consider multiple instruments as well as models for continuous outcomes and continuous treatments.

Machado, Shaikh, and Vytlacil (2018) study the testable implications of instrument exogeneity, sometimes combined with various monotonicity assumptions. They only consider the case where the outcome, treatment, and instrument are all binary. Their proposition 4.1 characterizes the set of distributions of unobservables (potential outcomes, potential treatments, and the instrument) which falsify instrument exogeneity. In their appendix A, they illustrate this result by parameterizing the

distribution of unobservables. From the set of falsified distributions of unobservables, they pick the distribution which has the smallest relaxation of the baseline assumption, in a certain sense. They call this the “minimal detectable violation.” This is equivalent to what we call a falsification point. We explain this equivalence formally in our appendix A.1. Beyond this similarity, however, there are several main differences between our paper and theirs. First, they only consider the case where outcomes are binary, whereas we also consider the continuous outcome case. Second, even in the binary outcome case their falsification point analysis is based on parametric index model assumptions. Our analysis of that case does not use such assumptions. Third, they do not consider the linear case, which allows for continuous treatments. Fourth, they do not consider the multiple instrument case. Finally, unlike their paper, we characterize identified sets under relaxations of the baseline assumptions. This allows us to characterize the falsification adaptive set, as well as identified sets beyond the falsification frontier. In particular, this allows researchers to do sensitivity analysis even when the baseline model is not falsified.

Before these three papers, a large literature in asset pricing beginning with Hansen and Jagannathan (1991, 1997) developed in response to refutation of models via overidentification tests. For example, Hansen, Heaton, and Luttmer (1995, page 239) state that their goal “is to shift the focus of statistical analysis of asset pricing models away from whether the models are correctly specified and *toward measurement of the extent to which they are misspecified*” (emphasis added). Our paper is motivated by the same concern—the falsification frontier provides one way of measuring the extent to which one’s baseline model is misspecified. Besides this shared motivation, however, the technical approach in our paper is substantially different from that taken in this asset pricing literature. For an explanation and further discussion of the approach in that literature, see Ludvigson (2013, section 3.3).

Recent work by D’Haultfoeulle, Gaillac, and Maurel (2018) also has a similar motivation. They characterize the constraints that the rational expectations assumption places on the marginal distributions of realized outcomes and subjective expectations. When rational expectations is refuted, they define minimal deviations from the rational expectations assumption. They then propose using these minimal deviations as an input to structural estimation. Again, besides a shared motivation, the technical approach in our paper is substantially different. We also study a different setting, instrumental variable models.

Finally, many researchers have studied falsifiable partially identified models. As with point identified models, however, the existing literature focuses on testing the baseline model. For example, see Bontemps, Magnac, and Maurin (2012) and Bugni, Canay, and Shi (2015). The results in Chernozhukov, Lee, and Rosen (2013) can also be used for this purpose. The falsification frontier we develop builds on such baseline tests by characterizing how much the baseline assumptions must be relaxed before the model is no longer falsified.

The Testable Implications of Instrumental Variable Models

A large literature has studied the testable implications of instrumental variable models, especially for models with heterogeneous treatment effects. Flores and Chen (2018) and Swanson, Hernán, Miller, Robins, and Richardson (2018) provide excellent surveys. Here we discuss the results most related to our paper.

Our analysis of the heterogeneous treatment effect case starts from Manski (1990). He derived identified sets on average treatment effects assuming potential outcomes are mean independent of the instrument. When the outcome, treatment, and instrument are all binary, Balke and Pearl (1997) characterize when Manski’s bounds are empty, and hence when the model is falsified.² Kitagawa (2009, proposition 3.1) generalizes this characterization to allow for continuous outcomes, still requiring the treatment and instrument to be binary. As Kitagawa (2009) notes, his extension is an adaptation of corollary 2.2.1 in Manski’s (2003) analysis of missing data. Beresteanu, Molchanov, and Molinari (2012, proposition 2.4) further generalize this characterization to allow for continuous instruments and discrete treatment, for discrete or continuous outcomes. Kédagni and Mourifié (2017, proposition 1) provide an alternative characterization when instruments and outcomes are continuous, treatment is binary, and under the stronger assumption that the instrument is independent of the potential outcomes jointly; also see proposition 2.5 of Beresteanu et al. (2012) for a result under this stronger independence assumption.

Our paper builds on these results in two ways. First, and most importantly: These papers only consider falsification of the baseline model with valid instruments. We consider falsification of a class of models which nests the baseline case along with continuous relaxations of the baseline assumptions. This allows us to define and derive the falsification frontier and falsification adaptive set. Second, for non-falsified models, our results allow researchers to do sensitivity analysis by relaxing the instrument exogeneity assumption.

Our paper complements these results in one subtle way: These previous papers focus on the single instrument case whereas we study multiple instruments. If one assumes that all instruments are jointly independent of potential outcomes, and that instruments are all discrete, then the multiple instrument case can be reduced to a single instrument, and thus the previous results apply. If even one of the instruments is invalid, however, this new instrument will also typically be invalid. For this reason, we purposely do not combine multiple instruments into one new instrument. This allows us to relax each instrument exogeneity assumption separately. In our baseline model, we only assume that each instrument is independent of each potential outcome, rather than assuming joint independence of all instruments with each potential outcome. Thus our baseline model with multiple instruments is slightly weaker than the model obtained by combining the instruments into a single discrete instrument and then applying the one of the papers mentioned above. Hence even

²Balke and Pearl (1997) assume the instrument is independent of the potential outcomes jointly, whereas Manski (1990) only assumed the instrument is independent of each potential outcome separately. (Here we suppose outcomes are binary so that mean independence is equivalent to statistical independence.) This difference results in possibly different identified sets, but does *not* change the testable implications of the model. See the second paragraph of section 3 in Swanson et al. (2018).

the testable implications we derive in our baseline case are apparently new, although our primary contribution is the falsification frontier analysis rather than the baseline analysis.

Finally, a large literature on the testable implications of instrument exogeneity combined with other assumptions has developed. Most notably, many papers have studied the testable implications of the monotonicity assumption of Imbens and Angrist (1994). Flores and Chen (2018) give a comprehensive review. In this paper we focus on instrument exogeneity only.

Sensitivity Analysis in Homogeneous Effect Instrumental Variable Models

In a series of papers from the mid-1950's to early 1960's, Ta-Chung Liu criticized the identifying assumptions used in the Cowles Commission approach to simultaneous equations models (Liu 1955, 1960, 1963). Among other criticisms, he argued that exclusion restrictions are unlikely to hold exactly, and thus no valid instruments actually exist. Frank Fisher called this a “disturbing argument,” since “its premises apparently cannot be doubted and because its conclusions, if accepted, imply that the hope of structural estimation by any techniques whatsoever is forlorn indeed” (Fisher 1961, page 139). Fisher countered this argument, however, by providing perhaps the first sensitivity analysis of an instrumental variable model. He considered a linear model where the supposedly excluded variable actually has a nonzero coefficient, with the magnitude of this coefficient measuring the scale of the deviation from the baseline assumption. He showed that the bias of k -class estimators—which includes 2SLS—is continuous in this deviation from the exclusion restriction. He thus argued that it suffices that failures of the exclusion restriction are sufficiently small—it is not necessary for exclusion to hold exactly. Although Fisher called this paper his “most important contribution to econometrics” (Fisher 2005, page 545), it apparently was mostly forgotten for over 40 years.

Around the early 2000's, however, several papers renewed the study of sensitivity analysis in linear instrumental variable models. This includes Angrist and Krueger (1994), Altonji, Elder, and Taber (2005), Small (2007), Conley, Hansen, and Rossi (2012), Ashley (2009), Kraay (2012), Ashley and Parmeter (2015), and van Kippersluis and Rietveld (2017, 2018). In section 3, we study the same classical linear model as all of these papers, along with similar relaxations of the baseline assumptions. In that section, our main contribution is the analysis of falsification points, frontiers, and the falsification adaptive set. In contrast, this previous literature has focused on sensitivity analysis for statistical inference on the treatment variable coefficient. Our results build on Small's (2007) equation (8), which characterizes the set of instrument coefficients consistent with the data. Small focuses on the implications of this characterization for *non-rejection* of the overidentification test (see his proposition 1), and then uses this result to do sensitivity analysis for the treatment effect. In contrast, we focus on the implications of this characterization for falsification. Furthermore, these papers all study the constant coefficients linear model, whereas we also study models with heterogeneous treatment effects.³

³Small (2007) and Conley et al. (2012) both note one way to generalize sensitivity analyses for constant coefficient models to allow for heterogeneous treatment effects. This generalization requires that the instruments have homoge-

Sensitivity Analysis in Heterogeneous Effect Instrumental Variable Models

Unlike the literature on models with homogeneous treatment effects, there are far fewer papers on sensitivity analysis in instrumental variable models with heterogeneous treatment effects. Specifically, few papers consider continuous relaxations of the baseline instrumental variable assumptions while still allowing for heterogeneous treatment effects.

An important early paper was Hotz, Mullin, and Sanders (1997), who use a mixture model to allow for relaxations of the baseline assumptions. There are three main differences with our paper: First, they only study sensitivity, not falsification. Second, their mixture relaxation is different from the kind of relaxation we consider. Finally, they focus on the average effect of treatment on the treated, whereas our sensitivity analysis allows for a broader set of parameters of interest.

When all variables are discrete, it is well known that identified sets can often be computed using linear programming. For example, see the literature review in Torgovitsky (2018). This approach has been used in several papers to do sensitivity analysis. One paper is Ramsahai (2012), which we already discussed above. Lafférs (2018b, section 4) considers continuous relaxations of instrument exogeneity. He then computes identified sets for ATE for several values of this relaxation. In Lafférs (2018a) he applies this approach to various additional forms of continuous relaxations. These three papers all require all variables to be discrete. A key contribution of our paper is that our results allow for continuous outcome variables. Furthermore, these papers focus on sensitivity analysis, rather than falsification (see our discussion of Ramsahai 2012 above, however).

Finally, the paper by Huber (2014) is somewhat related. He studies deviations from the baseline instrument exogeneity, exclusion, and monotonicity assumptions. These deviations are not relaxations of the baseline assumption; rather, they point identify LATE given the values of the sensitivity parameters. He does not consider parameters besides LATE. Moreover, his sensitivity analysis does not account for the possibility that the model is falsified. Hence his analysis is substantially different from ours.

Discrete Relaxations of Instrumental Variables Assumptions

Above we focused on the previous literature which studied continuous relaxations of the baseline instrumental variables assumptions, like we do. Several papers instead consider discrete relaxations. Manski and Pepper (2000, 2009) propose and study the monotone instrumental variable assumption. Blundell, Gosling, Ichimura, and Meghir (2007) use this assumption in their study of wage distributions. Kreider and Pepper (2007), Kreider, Pepper, Gundersen, and Jolliffe (2012), Gundersen, Kreider, and Pepper (2012), and Kreider, Pepper, and Roy (2016) use this assumption combined with assumptions on measurement error to do sensitivity analysis in various empirical applications. Chen, Flores, and Flores-Lagunes (2016) also study identification under monotonicity type assumptions on the instrument. Nevo and Rosen (2012) suppose the correlation between

neous effects on treatment, however. See Masten and Torgovitsky (2016) for an explanation. We do not make this assumption in section 4.

the instrument and the unobservable is of the same sign and smaller than the correlation between treatment and the unobservable.

As with the other papers discussed above, these papers' primary goal is to obtain identified sets on various parameters under assumptions weaker than the standard instrumental variables assumptions. While our results allow for similar analyses, our primary focus is on falsified models.

2 Salvaging Falsified Models

In this section we consider a general falsifiable model. We use this model to precisely define our four recommended responses to baseline falsification. In particular, we formally define the falsification frontier and falsification adaptive set. In sections 3 and 4 we illustrate these general concepts in two specific instrumental variable models. We discuss some interpretation issues in section 2.2. We discuss the relationship between the falsification frontier and the breakdown frontier in section 2.4. We discuss estimation and inference in section 2.5.

2.1 Measuring the Extent of Falsification

Let W be a vector of observed random variables. Let \mathcal{F} denote the set of all cdfs on the support of W , $\text{supp}(W)$. A *model* is a set of underlying structural parameters which generate the observed distribution F_W and restrictions on those structural parameters. This definition of a model suffices for our purposes. See section 2 of Matzkin (2007), for example, for a more formal definition. A given model \mathcal{M} is *falsifiable* if there are some observed distributions F_W which could not have been generated by the model. If such a cdf is observed, we say the model is falsified (equivalently, refuted). For a given model, let \mathcal{F}_f denote the set of cdfs F_W which falsify the model. Let \mathcal{F}_{nf} denote the set of cdfs F_W which do not falsify the model. Falsifiable models are often said to have *testable implications*. We prefer the terms 'falsifiable' or 'refutable', to distinguish this population level feature from issues arising in statistical hypothesis testing. Canay, Santos, and Shaikh (2013) study an example which shows the importance of this distinction.

Suppose we begin with a falsifiable baseline model $\mathcal{M}(0_L)$. Let $\mathcal{F}_{\text{nf}}(0_L)$ denote the set of joint distributions of the data which are not falsified by this model. Hence $\mathcal{F}_{\text{nf}}(0_L) \subsetneq \mathcal{F}$. L denotes the number of assumptions which we believe may be the reason the model is falsifiable. For each assumption $\ell \in \{1, \dots, L\}$, we define a class of assumptions indexed by a parameter δ_ℓ such that the assumption is imposed for $\delta_\ell = 0$, the assumption is not imposed for $\delta_\ell = 1$, and the assumption is partially imposed for $\delta_\ell \in (0, 1)$.⁴ These assumptions must be nested in the sense that for $\delta'_\ell \geq \delta_\ell$, assumption δ'_ℓ is weaker than assumption δ_ℓ . Let $\mathcal{M}(\delta)$ denote the model which imposes assumptions $\delta = (\delta_1, \dots, \delta_L)$. Let $\mathcal{F}_{\text{nf}}(\delta)$ denote the set of joint distributions of the data which are not falsified by this model. Suppose further that the model $\mathcal{M}(1_L)$ which does not impose any of the L assumptions is not falsifiable.

⁴More generally, the range of δ could be $[0, \delta_{\max}]$ for some value $\delta_{\max} \geq 0$, possibly $+\infty$.

Recall that F_W denotes the observed distribution of the data. Suppose $F_W \notin \mathcal{F}_{\text{nf}}(0_L)$, so that the baseline model is falsified. We first consider the case where we only relax a single assumption.

Definition 1. Suppose $L = 1$. The *falsification point* is

$$\delta^* = \inf\{\delta \in [0, 1] : F_W \in \mathcal{F}_{\text{nf}}(\delta)\}.$$

That is, the falsification point is the smallest relaxation of the baseline assumption such that the model is not falsified by the observed data F_W . For any $\delta < \delta^*$, the model is falsified. For any $\delta > \delta^*$, the model is not falsified.

The falsification frontier is the multi-dimensional version of the falsification point. To formally define it, partition $[0, 1]^L$ into the set of all assumptions which are falsified,

$$\mathcal{D}_f = \{\delta \in [0, 1]^L : F_W \notin \mathcal{F}_{\text{nf}}(\delta)\}$$

and the set of all assumptions which are not falsified,

$$\mathcal{D}_{\text{nf}} = \{\delta \in [0, 1]^L : F_W \in \mathcal{F}_{\text{nf}}(\delta)\}.$$

Definition 2. The *falsification frontier* is the set

$$\text{FF} = \overline{\mathcal{D}_f} \cap \overline{\mathcal{D}_{\text{nf}}}$$

where the bar denotes the closure with respect to the Euclidean topology on $[0, 1]^L$.

That is, the falsification frontier is the boundary between the set of assumptions which are falsified and the set of assumptions which are not falsified. Here we have written this boundary as the intersection of the closure of these two sets. Other characterizations are possible. For example, suppose $L = 2$. For each $\delta_1 \in [0, 1]$ define

$$\delta_2^*(\delta_1) = \inf\{\delta_2 \in [0, 1] : F_W \in \mathcal{F}_{\text{nf}}(\delta_1, \delta_2)\}.$$

This function $\delta_2^*(\cdot)$ plots the falsification frontier in the two-dimensional case. Figure 1 shows an example of such a function. Our baseline model is refuted and we have picked two different assumptions to focus on as possible explanations. The horizontal axis measures the relaxation of the first assumption. The vertical axis measures the relaxation of the second assumption. The origin at the lower left represents the baseline model. The point at the top right of the box represents the model where neither of the two baseline assumptions are imposed. First, look at the top left and lower right corners. We see that if we completely drop one assumption while maintaining the other, the model is no longer falsified. However, we can learn more by studying the points at which the model becomes non-refutable—that is, by examining the falsification frontier. This is shown as the boundary between the two regions. Consider its vertical and horizontal intercepts. Supposing the units are comparable (we discuss interpretation of these units on page 22, in the

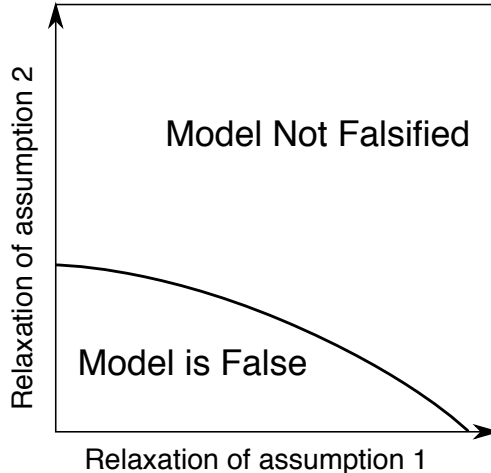


Figure 1: An example falsification frontier, partitioning the space of assumptions into the set for which the model is falsified and the set for which the model is not falsified.

context of instrumental variable models), then the model continues to be refuted even for large relaxations of assumption 1, while maintaining assumption 2. Conversely, the model is not refuted if we allow moderate relaxations of assumption 2, while maintaining assumption 1. Looking along the frontier, strengthening assumption 2 by some amount requires relaxing assumption 1 by even more, if we want to avoid falsification. Thus the falsification frontier gives the trade-off between different assumptions’ ability to falsify the model.

2.2 Interpreting Falsified and Non-Falsified Models

In this section we discuss two well-known points that are nevertheless important to keep in mind when discussing falsification. First, although a falsified model cannot be true, a non-falsified model is not necessarily true. This asymmetry underlies Popper’s (1934) philosophy of falsification. In the classical linear instrumental variables model of section 3, this is discussed in Kadane and Anderson (1977), Newey (1985), Breusch (1986), Small (2007), Parente and Santos Silva (2012), and Guggenberger (2012). They noted that the classical overidentifying conditions are really constraints that the instruments are consistent with each other. Thus it is possible that the instrument exogeneity assumptions fail in such a way that all instruments yield the same biased estimand for the true parameter. In this case, the baseline model is not refuted even though it is false. This is often explained by saying that the classical overidentification test is “not consistent against all alternatives.” This is why the falsification frontier is not a partition of true and false assumptions, but rather of falsified and non-falsified assumptions. We discuss this point further in appendix A.6.

Second, when the baseline model is falsified, it could be due to any combination of our baseline assumptions. This is simply a restatement of the Duhem-Quine thesis mentioned earlier. Importantly, this is true *regardless* of the shape of the falsification frontier. The falsification frontier does *not* tell us why the baseline assumptions were refuted. For example, consider figure 1. This figure

does not tell us that ‘assumption 1 is probably the reason the baseline model was refuted’. Instead, it tells us about the *robustness of falsification* to relaxations from the baseline assumptions. It tells us that, maintaining assumption 2, we must substantially relax assumption 1 in order to prevent falsification.

2.3 The Falsification Adaptive Set

In section 2.1, we formalized our first recommendation: Measure the extent of falsification. When the falsification frontier is far from the origin in all directions, researchers may wish to stop there. In other cases, researchers may want to proceed and present identified sets for non-falsified relaxations of the baseline model.

Let $\Theta_I(\delta)$ denote the identified set for a parameter of interest $\theta \in \Theta$, given the model which imposes the assumptions δ . When $\delta \in \mathcal{D}_f$, δ is below the falsification frontier. In this case, the identified set $\Theta_I(\delta)$ is empty. When $\delta \in \mathcal{D}_{nf}$, δ is on or above the falsification frontier. In this case, the identified set $\Theta_I(\delta)$ is nonempty.

The set of δ 's on the falsification frontier are minimally non-falsified, in the sense that they are the closest to the baseline model while still not leading to a falsified model. These δ 's, along with the δ 's beyond the frontier, are consistent with the data. As discussed in section 2.2, the data alone cannot tell us which of these models are true. It only tells us that δ 's below the falsification frontier are not true. Indeed, the same remark is true when the baseline model is not falsified. Yet in that case, it is common to present identified sets or point estimands under the baseline model. To generalize this practice to the case where the baseline model is falsified, consider the following definition.

Definition 3. Call

$$\bigcup_{\delta \in \text{FF}} \Theta_I(\delta)$$

the *falsification adaptive set*.

The falsification adaptive set is the identified set for the parameter of interest under the assumption that the true model lies somewhere on the frontier. When the baseline model is not refuted, this set collapses to the $\Theta_I(0_L)$, the baseline identified set (which may be a singleton). This is what researchers typically report when their baseline model is not refuted. When the baseline model is refuted, however, the falsification adaptive set expands to account for uncertainty about which assumption along the frontier is true. Hence this set generalizes the standard baseline estimand to account for possible falsification. We recommend that researchers report this set.

In some cases, researchers may have a prior belief over the relative role of the various assumptions in falsification. In this case, researchers may also want to present $\Theta_I(\delta)$ for a specific δ on the falsification frontier. For example, consider figure 1. Two natural relaxations of the baseline model are the horizontal intercept $(\delta_1^*, 0)$ and the vertical intercept $(0, \delta_2^*)$. These correspond to fully maintaining one assumption while sufficiently relaxing the other. The corresponding identified sets

are $\Theta_I(\delta_1^*, 0)$ and $\Theta_I(0, \delta_2^*)$. Presenting sets like these for specific points on the frontier is our third recommendation.

Finally, although the points on the falsification frontier are consistent with the data, this does not mean one of them is true. Thus our fourth recommendation is that researchers present identified sets $\Theta_I(\delta)$ for points δ beyond the falsification frontier, as a sensitivity analysis. A standard recommendation for non-falsified baseline models is to present the baseline identified set or point estimand along with identified sets for relaxations of the baseline assumptions. For falsified baseline models, our recommendation to first present the falsification adaptive set and then to present identified sets for further relaxations directly generalizes this standard recommendation for non-falsified baseline models.

2.4 Breakdown Frontier Analysis

Our fourth recommendation is to present identified sets $\Theta_I(\delta)$ for δ 's beyond the falsification frontier. To guide this analysis, researchers can use the breakdown frontier concept which we previously studied in Masten and Poirier (2017). In this subsection we briefly summarize this concept and relate it to the falsification frontier. Consider the model $\mathcal{M}(\delta)$ from section 2.1. As above, let $\Theta_I(\delta) \subseteq \Theta$ be the identified set for some parameter of interest $\theta \in \Theta$. Let $\mathcal{C} \subseteq \Theta$. Suppose we are interested in the conclusion that $\theta \in \mathcal{C}$. For example, if our parameter is the average treatment effect, then we may be interested in the conclusion that the average treatment effect is positive, $\text{ATE} \geq 0$. Then $\mathcal{C} = [0, \infty)$. Define the *robust region*

$$\text{RR} = \{\delta \in [0, 1]^L : \Theta_I(\delta) \subseteq \mathcal{C}, \Theta_I(\delta) \neq \emptyset\}.$$

The conclusion of interest holds for all assumptions in this set. That is, for all assumptions such that all elements of the identified set are also elements of \mathcal{C} . We also restrict the set to assumptions such that the model is not refuted. The breakdown frontier is the boundary between the robust region and its complement:

$$\text{BF} = \overline{\text{RR}} \cap \overline{\text{RR}^c}.$$

In the two dimensional case, we can write the breakdown frontier as the function

$$\text{BF}(\delta_1) = \sup\{\delta_2 \in [0, 1] : \Theta_I(\delta_1, \delta_2) \subseteq \mathcal{C}, \Theta_I(\delta_1, \delta_2) \neq \emptyset\}.$$

It is possible for the robust region to be empty. This happens when the baseline model is falsified but, as soon as the model is not falsified, the identified set $\Theta_I(\delta)$ is sufficiently large that we cannot definitively conclude that $\theta \in \mathcal{C}$. When the robust region is not empty, so that the breakdown frontier is not empty, the breakdown frontier will always be weakly larger than the falsification frontier. This follows since the identified set is empty for all points below the falsification frontier.

Figure 2 depicts an analysis combining both the falsification frontier and the breakdown frontier. Here the robust region is a band between the falsification frontier and the breakdown frontier. It is

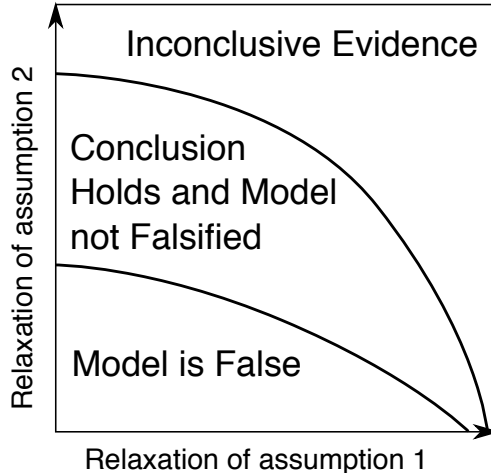


Figure 2: An example of using the falsification frontier jointly with a breakdown frontier for a specific conclusion of interest. Here there is a band of assumptions which are sufficiently weak that the model is not falsified, but are sufficiently strong that the conclusion of interest holds. This band is the robust region.

the region of assumptions which are weak enough that the model is not falsified, but strong enough that our conclusion of interest holds.

A key difference between the breakdown and falsification frontiers is that the falsification frontier does not depend on (a) the parameter of interest or (b) the conclusion of interest. For a given class of relaxations from the baseline assumptions, there is only one falsification frontier. In contrast, there are many different breakdown frontiers, depending on the parameter and conclusion of interest. This difference is important since there have been extensive debates in the literature regarding what parameters researchers should study (for example, see Imbens 2010 and Heckman and Urzua 2010). Thus one’s opinions on this issue do not affect the problem of measuring the extent of falsification.

2.5 Estimation and Inference

In this paper we focus on population level analysis. In this section we briefly discuss how to implement our recommendations with finite sample data. First, to measure the extent of falsification, one can estimate and do inference on the falsification frontier. The basic idea is similar to our analysis of inference on breakdown frontiers (Masten and Poirier 2017). For the breakdown frontier, we recommended constructing lower confidence bands. For the falsification frontier, we recommend constructing *upper* confidence bands, since this provides an outer confidence set for the area under the falsification frontier—the set of models which are refuted. When doing a combined analysis, we recommend constructing an inner confidence set for the robust region; that is, for the area above the falsification frontier but below the breakdown frontier. This will require constructing two-sided confidence bands, whereas one only needs to construct one-sided confidence bands when considering each frontier separately.

When there are closed form expressions for the identified sets $\Theta_I(\delta)$ —like in our analysis below—the falsification adaptive set can be estimated by sample analog:

$$\widehat{\text{FAS}} = \bigcup_{\delta \in \widehat{\text{FF}}} \widehat{\Theta}_I(\delta).$$

In the linear instrumental variable model of section 3, we provide a particularly simple characterization of the falsification adaptive set which does not require pre-estimation of the falsification frontier. In that case, estimation and inference is straightforward. Recall that, by definition, the falsification adaptive set simplifies to the standard estimand when the baseline model is not refuted. Thus there is no need to do a specification pre-test—researchers can just always present the estimated falsification adaptive test with accompanying confidence intervals.

3 The Classical Linear Model with Multiple Instruments

In this and the next section, we illustrate our recommendations using two variations of instrumental variable models. While many kinds of refutable assumptions have been considered in the literature, we focus on the classical case where variation from two or more instruments is used to falsify a model. In this section we consider the classical linear model with homogeneous treatment effects and continuous outcomes. In section 4 we consider a model with heterogeneous treatment effects.

We thus begin with the classical constant coefficient model

$$Y = X'\beta + Z'\gamma + U, \tag{1}$$

where $(Y, X, Z) \in \mathbb{R}^{1+K+L}$ are observed random variables and U is an unobserved random variable. β is an unknown constant K -vector. γ is an unknown constant L -vector. Throughout we suppose X does not contain a constant. Hence U absorbs any nonzero constant intercept. For simplicity we have omitted any additional exogenous covariates W in equation (1). In appendix A.4 we discuss how to include these.

Equation (1) can equivalently be written as $Y = Y(X, Z)$ where

$$Y(x, z) = x'\beta + z'\gamma + U$$

defines potential outcomes for $(x, z) \in \text{supp}(X, Z)$. Thus equation (1) imposes homogeneous treatment effects since the difference between two potential outcomes

$$Y(x_1, z) - Y(x_0, z) = (x_1 - x_0)'\beta$$

is constant across the population. We consider heterogeneous treatment effect models in section 4. In addition to this homogeneous treatment effect assumption, we maintain the following relevance and sufficient variation assumptions throughout this section.

Assumption A1 (Relevance). The $L \times K$ matrix $\text{cov}(Z, X)$ has rank K .

Assumption A2 (Sufficient variation). The $L \times L$ matrix $\text{var}(Z)$ is invertible.

A1 implies the order condition $L \geq K$. When there is just one endogenous variable ($K = 1$), A1 only requires $\text{cov}(X, Z_\ell) \neq 0$ for at least one instrument. Other instruments may have zero correlation. In this case, these other instruments provide additional falsifying power. We discuss this further below. A2 simply requires that the instruments are not degenerate and are not affine combinations of each other.

The classical model imposes two more assumptions:

Assumption A3 (Exogeneity). $\text{cov}(Z_\ell, U) = 0$ for all $\ell \in \{1, \dots, L\}$.

Assumption A4 (Exclusion). $\gamma_\ell = 0$ for all $\ell \in \{1, \dots, L\}$.

A1–A4 imply that the coefficient vector β is point identified and equals the two-stage least squares (2SLS) estimand. Furthermore, these assumptions imply well-known overidentifying conditions. The following proposition gives these conditions when there is just a single endogenous variable.

Proposition 1. Consider model (1). Suppose A1–A4 hold. Suppose $K = 1$. Suppose the joint distribution of (Y, X, Z) is known. Then the model is not refuted if and only if

$$\text{cov}(Y, Z_m) \text{cov}(X, Z_\ell) = \text{cov}(Y, Z_\ell) \text{cov}(X, Z_m) \quad (2)$$

for all m and ℓ in $\{1, \dots, L\}$.

When all instruments are relevant, so that $\text{cov}(X, Z_\ell) \neq 0$ for all $\ell \in \{1, \dots, L\}$, equation (2) can be written as

$$\frac{\text{cov}(Y, Z_m)}{\text{cov}(X, Z_m)} = \frac{\text{cov}(Y, Z_\ell)}{\text{cov}(X, Z_\ell)}.$$

That is, the linear IV estimand must be the same for all instruments Z_ℓ . This result is the basis for the classical test of overidentifying restrictions (Anderson and Rubin 1949, Sargan 1958, Hansen 1982). Suppose the distribution of (Y, X, Z) is such that the model is refuted. This happens when at least one of our model assumptions fails: (a) homogeneous treatment effects, (b) linearity in X , (c) instrument exogeneity, or (d) instrument exclusion.

In this section we maintain the homogeneous treatment effects assumption and focus on instrument exclusion or exogeneity as an explanation for refutation. We consider heterogeneous treatment effects in section 4. We also maintain linearity of potential outcomes in X . When X is a binary scalar linearity automatically holds. This is not true when X is not a binary scalar, however. In principle our analysis can be extended to allow for relaxations of the linearity assumption, but we leave this to future work.

We thus focus on failure of (c) instrument exogeneity or (d) instrument exclusion as reasons for refuting the baseline model. These are two different substantive assumptions. Mathematically,

however, we can use the same analysis to relax both assumptions. For simplicity, here we formally maintain the exogeneity assumption A3 and focus on failure of the exclusion assumption A4. In appendix A.2 we explain how to use our results to relax either or both assumptions.

We relax exclusion as follows.

Assumption A4' (Partial exclusion). There are known constants $\delta_\ell \geq 0$ such that

$$|\gamma_\ell| \leq \delta_\ell$$

for all $\ell \in \{1, \dots, L\}$.

This kind of relaxation of the baseline instrumental variable assumptions was previously considered by Small (2007) and Conley et al. (2012). For continuous instruments one may want to standardize the instruments to have variance one, to make the magnitudes of the components in $\delta = (\delta_1, \dots, \delta_L)$ comparable. We discuss interpretation of δ_ℓ further on page 22.

Under partial exclusion, the instruments may have a direct causal effect on outcomes. For sufficiently small values of the components in δ , the model may nonetheless continue to be refuted. For sufficiently large values, however, the model will not be refuted. To characterize the falsification frontier, we begin by deriving the identified set for β as a function of δ .

Theorem 1. Suppose A1–A3 and A4' hold. Suppose the joint distribution of (Y, X, Z) is known. Then

$$\mathcal{B}(\delta) = \{b \in \mathbb{R}^K : -\delta \leq \text{var}(Z)^{-1}(\text{cov}(Z, Y) - \text{cov}(Z, X)b) \leq \delta\} \quad (3)$$

is the identified set for β . Here the inequalities are component-wise. The model is refuted if and only if this set is empty.

The identified set $\mathcal{B}(\delta)$ depends on the data via two terms:

$$\psi_{(L \times 1)} \equiv \text{var}(Z)^{-1} \text{cov}(Z, Y) \quad \text{and} \quad \Pi_{(L \times K)} \equiv \text{var}(Z)^{-1} \text{cov}(Z, X).$$

ψ is the reduced form regression of Y on Z . Π is the first stage of X on Z . If we demeaned (Y, X, Z) then we would have $\psi = \mathbb{E}(ZZ')^{-1}\mathbb{E}(ZY)$ and $\Pi = \mathbb{E}(ZZ')^{-1}\mathbb{E}(ZX')$. Theorem 1 shows that the identified set is the intersection of L pairs of parallel half-spaces in \mathbb{R}^K . When $\delta = 0$, this identified set becomes the intersection of L hyperplanes in \mathbb{R}^K . In this case, β is point identified when

$$\text{cov}(Z, Y) = \text{cov}(Z, X)b$$

for a unique $b \in \mathbb{R}^K$. If $\text{cov}(Z, Y) \neq \text{cov}(Z, X)b$ for all $b \in \mathbb{R}^K$, then the baseline model $\delta = 0$ is refuted.

Increasing the components of δ leads to a weakly larger identified set. Furthermore, there always exists a δ with large enough components so that $\mathcal{B}(\delta)$ is nonempty. We characterize the set of such

δ below. Before that, we show that the identified set can be written as simple intersection bounds when there is a single endogenous variable.

Corollary 1. Suppose the assumptions of theorem 1 hold. Suppose $K = 1$. Then

$$\mathcal{B}(\delta) = \bigcap_{\ell=1}^L B_\ell(\delta)$$

is the identified set for β , where

$$B_\ell(\delta) = \begin{cases} \left[\frac{\psi_\ell}{\pi_\ell} - \frac{\delta_\ell}{|\pi_\ell|}, \frac{\psi_\ell}{\pi_\ell} + \frac{\delta_\ell}{|\pi_\ell|} \right] & \text{if } \pi_\ell \neq 0 \\ \mathbb{R} & \text{if } \pi_\ell = 0 \text{ and } 0 \in [\psi_\ell - \delta_\ell, \psi_\ell + \delta_\ell] \\ \emptyset & \text{if } \pi_\ell = 0 \text{ and } 0 \notin [\psi_\ell - \delta_\ell, \psi_\ell + \delta_\ell]. \end{cases} \quad (4)$$

Here π_ℓ is the ℓ th component of Π , which is an L -vector.

To interpret this result, first consider an instrument Z_ℓ with a zero first stage coefficient, $\pi_\ell = 0$. If Z_ℓ has a sufficiently large covariance with the outcome, so that $\psi_\ell \pm \delta_\ell$ does not contain zero, then the model is refuted. Furthermore, in this case falsification can be solely attributed to the assumption that $|\gamma_\ell| \leq \delta_\ell$. This is similar to what is sometimes called the ‘zero first-stage test’ (for example, see Slichter 2014 and the references therein). When this covariance with the outcome is sufficiently small, however, Z_ℓ unsurprisingly has no falsifying or identifying power for β .

Next consider a relevant instrument Z_ℓ ; so $\pi_\ell \neq 0$. The following lemma shows that ψ_ℓ/π_ℓ is just the population 2SLS coefficient on X using Z_ℓ as the excluded instrument and $Z_{-\ell}$ as controls.

Lemma 1. Suppose $K = 1$. Let $\tilde{X}_\ell = (Z_1, \dots, Z_{\ell-1}, X, Z_{\ell+1}, \dots, Z_L)$. Let e_ℓ be the $L \times 1$ vector of zeros with a one in the ℓ th component. Suppose $\text{cov}(Z, \tilde{X}_\ell)$ is invertible. Then

$$\frac{\psi_\ell}{\pi_\ell} = e_\ell' \text{cov}(Z, \tilde{X}_\ell)^{-1} \text{cov}(Z, Y).$$

From corollary 1, $\mathcal{B}(0)$ is nonempty if and only if

$$\frac{\psi_m}{\pi_m} = \frac{\psi_\ell}{\pi_\ell}$$

for any $m, \ell \in \{1, \dots, L\}$ with $\pi_m, \pi_\ell \neq 0$. Moreover, in this case $\mathcal{B}(0)$ is a singleton equal to this common value. In this case—when the baseline model is not refuted—we also have

$$\frac{\psi_\ell}{\pi_\ell} = \frac{\text{cov}(Y, Z_\ell)}{\text{cov}(X, Z_\ell)} \quad (5)$$

for all $\ell \in \{1, \dots, L\}$. That is, ψ_ℓ/π_ℓ equals the population 2SLS coefficient on X using Z_ℓ as an instrument and *not* including $Z_{-\ell}$ as controls.

The Falsification Frontier

Write the sets in equation (4) as $B_\ell(\delta) = [\underline{b}_\ell(\delta), \bar{b}_\ell(\delta)]$, where the end points may be $-\infty$ or $+\infty$. If $B_\ell(\delta) = \emptyset$, let $\underline{b}_\ell(\delta) = +\infty$ and $\bar{b}_\ell(\delta) = -\infty$. Then we can write the identified set from corollary 1 as

$$\mathcal{B}(\delta) = \left[\max_{\ell=1, \dots, L} \underline{b}_\ell(\delta), \min_{\ell=1, \dots, L} \bar{b}_\ell(\delta) \right].$$

The following result characterizes the falsification frontier.

Proposition 2. Suppose A1–A3 hold. Suppose the joint distribution of (Y, X, Z) is known. Suppose $K = 1$. Suppose $\pi_\ell \neq 0$ for all $\ell \in \{1, \dots, L\}$. Then the falsification frontier is the set

$$\text{FF} = \text{cl} \left\{ \delta \in (0, \infty)^L : \max_{\ell=1, \dots, L} \underline{b}_\ell(\delta) = \min_{\ell=1, \dots, L} \bar{b}_\ell(\delta) \right\} \quad (6)$$

where cl denotes the closure.

From this result we immediately see that, at points δ on the falsification frontier, the identified set $\mathcal{B}(\delta)$ is a singleton. If we strengthen any of the assumptions, the identified set becomes empty and hence the model is refuted. If we relax the assumptions, the identified set becomes weakly larger.

If we knew a priori that some instruments are valid, then we can obtain the falsification frontier for relaxing the potentially invalid instrument assumptions by simply setting $\delta_\ell = 0$ for any a priori assumed valid instruments ℓ .

The following corollary characterizes the falsification frontier when there are just two instruments.

Corollary 2. Suppose A1–A3 hold. Suppose the joint distribution of (Y, X, Z) is known. Suppose $K = 1$ and $L = 2$. Suppose $\pi_1 \neq 0$ and $\pi_2 \neq 0$. Then the falsification frontier is the set

$$\text{FF} = \left\{ (\delta_1, \delta_2) \in [0, \infty)^2 : \left| \pi_2 \left| \frac{\psi_1}{\pi_1} - \frac{\psi_2}{\pi_2} \right| - \left| \frac{\pi_2}{\pi_1} \right| \delta_1 = \delta_2 \right\}.$$

Thus, in the two instrument case, the falsification frontier is simply the line with horizontal intercept $(\delta_1^*, 0)$ and vertical intercept $(0, \delta_2^*)$, where

$$\delta_1^* = |\pi_1| \left| \frac{\psi_1}{\pi_1} - \frac{\psi_2}{\pi_2} \right| \quad \text{and} \quad \delta_2^* = |\pi_2| \left| \frac{\psi_1}{\pi_1} - \frac{\psi_2}{\pi_2} \right|.$$

The classical overidentifying restrictions (proposition 1) state that the baseline model is refuted if and only if $|\psi_1/\pi_1 - \psi_2/\pi_2|$ is nonzero. A key aspect of our analysis is that not all refuted models are equivalent. Specifically, two dgps can have the same value of this difference but have different falsification frontiers. Put differently, the falsification frontier conveys more information than the value of the population overidentifying test statistic alone. Figure 3 illustrates this point. It shows

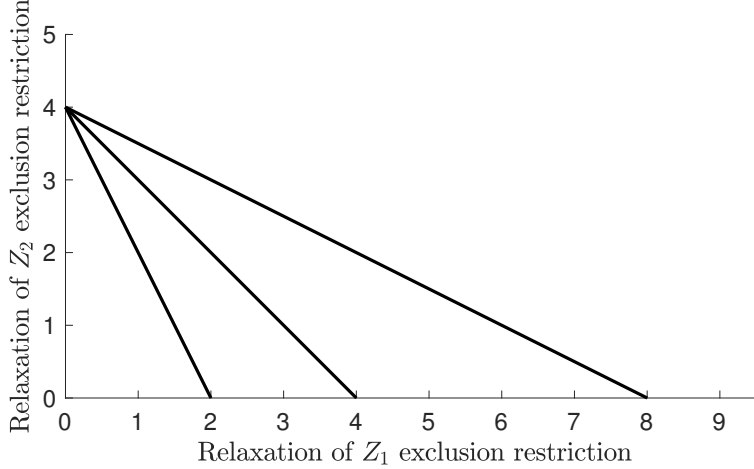


Figure 3: Three example falsification frontiers, when $\text{cov}(Z_1, Z_2) = 0$. Middle: Instruments are equally strong. Right: Z_1 is two times stronger than Z_2 . Left: Z_1 is two times weaker than Z_2 .

three example falsification frontiers, corresponding to three different distributions of (Y, X, Z_1, Z_2) . All three dgps have $\text{cov}(Z_1, Z_2) = 0$. All three dgps have

$$\left| \frac{\psi_1}{\pi_1} - \frac{\psi_2}{\pi_2} \right| = 4.$$

The relative strength of the two instruments differs across the dgps, however. Specifically, we set $|\pi_1/\pi_2|$ to be either 0.5, 1, or 2. That is, the middle dgp has two instruments with exactly the same first stage coefficient. Hence there is a one-to-one trade off in the falsification frontier. If we weaken the strength of Z_1 relative to Z_2 , however, the falsification frontier rotates inwards as the horizontal intercept δ_1^* gets smaller. Conversely, if we strengthen of Z_1 relative to Z_2 , the falsification frontier rotates outwards, as the horizontal intercept δ_1^* gets larger. That is, a false baseline model is harder to save by relaxing instrument exclusion for a strong instrument, relative to a weak one.

The Falsification Adaptive Set

Thus far we have characterized the identified set for β given any assumption $\delta \in [0, \infty)^L$ as well as the falsification frontier. Next we characterize the falsification adaptive set, which is the identified set for β under the assumption that one of the points on the falsification frontier is true.

Theorem 2. Suppose A1–A3 hold. Suppose the joint distribution of (Y, X, Z) is known. Suppose $K = 1$. Suppose $\pi_\ell \neq 0$ for all $\ell \in \{1, \dots, L\}$. Then

$$\bigcup_{\delta \in \text{FF}} \mathcal{B}(\delta) = \left[\min_{\ell=1, \dots, L} \frac{\psi_\ell}{\pi_\ell}, \max_{\ell=1, \dots, L} \frac{\psi_\ell}{\pi_\ell} \right]$$

is the falsification adaptive set.

One of our primary recommendations is that researchers report this set. It is very simple to

compute, since it just requires L different 2SLS regressions. It does not require pre-estimation of the falsification frontier, or selection of any sensitivity parameters. In finite samples, researchers can present sample analogs or bias-corrected versions, along with corresponding confidence sets (e.g., Chernozhukov et al. 2013).

In this model, we can also immediately see how this set adapts to falsification of the baseline model. When the baseline model is not false, $\psi_m/\pi_m = \psi_\ell/\pi_\ell$ for all $m, \ell \in \{1, \dots, L\}$ with nonzero π_m and π_ℓ . In this case, the falsification adaptive set collapses to the singleton equal to the common value. This is the same point estimand researchers would usually present when their baseline model is not refuted. As the baseline model becomes more refuted, the values of ψ_ℓ/π_ℓ become more different, and the falsification adaptive set expands. Thus the size of this set reflects the severity of baseline falsification.

Directional Falsification Points

Beyond presenting the falsification frontier and the falsification adaptive set, researchers may want to also present $\mathcal{B}(\delta)$ for a specific choice of δ on the falsification frontier. We consider the case where the researcher specifies the *direction* of δ a priori and then chooses the smallest magnitude $\|\delta\|$ such that $\delta \in \text{FF}$. Our results in this section also provide one way of summarizing the falsification frontier when $L \geq 3$.

Let $\delta = m \cdot d$ for $m \in \mathbb{R}$ and known $d = (d_1, \dots, d_L)' \in (0, \infty)^L$. For example, when all the instruments are continuous, one reasonable direction may be $d = (\sqrt{\text{var}(Z_1)}, \dots, \sqrt{\text{var}(Z_L)})'$. Given this fixed direction d , our assumptions are now parameterized by a single scalar, m . The following proposition shows that there is a unique falsification point m^* .

Proposition 3. Suppose A1–A3 hold. Suppose the joint distribution of (Y, X, Z) is known. Suppose $\delta = m \cdot d$ for known $d = (d_1, \dots, d_L)' \in (0, \infty)^L$. Suppose $\pi_\ell \neq 0$ for all $\ell \in \{1, \dots, L\}$. Then

$$m^* = \max_{\ell, \ell' \in \{1, \dots, L\}} \frac{\frac{\psi_\ell}{\pi_\ell} - \frac{\psi_{\ell'}}{\pi_{\ell'}}}{\frac{d_\ell}{|\pi_\ell|} + \frac{d_{\ell'}}{|\pi_{\ell'}|}} \quad (7)$$

is the falsification point. That is, $m^* \cdot d \in \text{FF}$.

The following corollary characterizes the identified set at the point on the falsification frontier in the direction d .

Corollary 3. Suppose the assumptions of proposition 3 hold. Define m^* by equation (7) and let (ℓ^*, ℓ'^*) be the argmax in that equation. Let $\delta^* = m^* \cdot d$. Then $\mathcal{B}(\delta^*)$ is the singleton equal to

$$\begin{aligned} \mathcal{B}(\delta^*) &= \left\{ \frac{\psi_{\ell^*}}{\pi_{\ell^*}} - \frac{m^* \cdot d_{\ell^*}}{|\pi_{\ell^*}|} \right\} \\ &= \left\{ \frac{\psi_{\ell'^*}}{\pi_{\ell'^*}} + \frac{m^* \cdot d_{\ell'^*}}{|\pi_{\ell'^*}|} \right\} \end{aligned}$$

Interpreting and Calibrating δ_ℓ

We conclude this section by discussing the interpretation and calibration of δ_ℓ . As discussed on page 7, this specific relaxation of the instrument exclusion assumption has been used by several previous papers, including Fisher (1961), Small (2007), and Conley et al. (2012). δ_ℓ is an a priori bound on the magnitude of γ_ℓ , the coefficient on Z_ℓ in the structural outcome equation (1). This coefficient is the causal effect of Z_ℓ on Y . Its interpretation is analogous to β , which is the causal effect of X on Y . Thus partial exclusion A4' imposes an a priori bound on the magnitude of this causal effect.

Researchers have used several approaches to calibrate this bound. First, researchers may have prior evidence or beliefs on the direct effect of the instrument. For example, Angrist and Krueger (1994) and Bound, Jaeger, and Baker (1995) quantify their beliefs about the direct effect of quarter of birth on wages. Conley et al. (2012) use these calculations to bound this direct effect. A second approach is to re-parameterize δ in terms of certain R^2 measures. Small (2007) explains the details, adapting ideas from Imbens (2003). A third approach, which is perhaps the most common in the empirical literature, compares a specific data determined value of δ to the magnitude of the reduced form coefficient on the instrument. We do not recommend this third approach. We explain why in appendix A.5.

A fourth and fifth approach are based on examining the reduced form of Y on Z in certain subgroups of the data. Consider the single endogenous variable and single instrument case. Then the reduced form coefficient on the instrument is $\gamma + \beta\pi$, where π is the coefficient in a linear projection of X onto Z . The first approach considers a subgroup of the data where β is known to be zero. Thus the second term of the reduced form coefficient drops out and we learn γ . This value can then be used to calibrate δ in the subgroup of the data where it is believed that β is nonzero, and where the researcher is worried that γ may also be nonzero. For example, Nunn and Wantchekon (2011) use this approach to calibrate a sensitivity analysis in their study of the effect of the slave trade on trust in Africa.

The fifth approach instead considers a subgroup of the data where π is known to be zero. That is, where the instrument has a zero first stage effect. Again the second term of the reduced form coefficient drops out and we learn γ . And again, this value can be used to calibrate δ in the subgroup of the data where the instrument has a non-zero first stage. This approach was recently proposed by van Kippersluis and Rietveld (2017, 2018).

Calibrations like these can be used for two purposes: First, they can be used to understand whether falsification points or frontiers are large or small. That is, must we allow for large violations of the exclusion restriction before the model becomes non-falsified? Or do small violations suffice? Second, researchers who conduct a sensitivity analysis by presenting identified sets $\mathcal{B}(\delta)$ for values of δ beyond the falsification frontier can use such calibrations to determine the range of values δ to consider.

4 Heterogeneous Treatment Effect Models

Even when both instrument exogeneity and exclusion assumptions hold, the classical overidentifying restrictions (2) may fail when the homogeneous treatment effects assumption fails. Hence we next consider models with heterogeneous treatment effects. In section 4.1 we consider binary outcomes while in section 4.2 we consider continuous outcomes. As earlier, we omit additional covariates for simplicity.

4.1 Binary Outcomes

Unlike the baseline model in section 3 using zero-correlation conditions, the baseline model we study here using statistical independence assumptions is falsifiable even with a single instrument. Thus we begin with the case where a single binary instrument is available. This allows us to explain the main ideas and results while keeping the notation simple. After this, we consider the general case where multiple discrete instruments are available.

Let $X \in \{0, 1\}$ denote the observed treatment variable. Let $Y_1, Y_0 \in \{0, 1\}$ denote binary potential outcomes. We observe

$$Y = Y_1X + Y_0(1 - X). \quad (8)$$

Let $Z \in \{0, 1\}$ denote an observed instrument. As mentioned above, we consider multiple discretely supported instruments later. Thus we observe the joint distribution of (Y, X, Z) . Consider the following assumption.

Assumption B1 (Instrument exogeneity). $Z \perp\!\!\!\perp Y_1$ and $Z \perp\!\!\!\perp Y_0$.

In this model, Manski (1990) derived the identified set for $\mathbb{P}(Y_x = 1)$ for $x \in \{0, 1\}$ as well as the identified set for the average treatment effect

$$\text{ATE} = \mathbb{P}(Y_1 = 1) - \mathbb{P}(Y_0 = 1)$$

under B1.⁵ Balke and Pearl (1997) showed these identified sets can be empty, and hence that this model is falsifiable. Consequently, researchers whose model is falsified face the same question we discussed earlier: What should they do? We answer this question using the four recommendations provided in section 2. To do this, we must first define continuous relaxations of the instrument exogeneity assumption B1. We do this using the following concept from Masten and Poirier (2018).

Definition 4. Let $x \in \{0, 1\}$. Let c be a scalar between 0 and 1. Say Z is c -dependent with Y_x if

$$\sup_{y_x \in \text{supp}(Y_x)} |\mathbb{P}(Z = 1 \mid Y_x = y_x) - \mathbb{P}(Z = 1)| \leq c. \quad (9)$$

⁵Manski's (1990) analysis considered a general case which does not require outcomes, treatment, or instruments to be binary. In this general setting, he used a mean independence assumption. When outcomes are binary, mean independence of Y_x from Z is equivalent to statistical independence of Y_x and Z .

When $c = 0$, c -dependence is equivalent to $Z \perp\!\!\!\perp Y_x$. When $c \geq \max\{\mathbb{P}(Z = 1), \mathbb{P}(Z = 0)\}$, c -dependence does not constrain the stochastic relationship between Z and Y_x . $c \in (0, 1)$ partially constrains the stochastic relationship between Z and Y_x . Specifically, while it allows the probability of $Z = 1$ given $Y_x = y_x$ to vary with y_x , it must be within a band around the unconditional probability:

$$\mathbb{P}(Z = 1 \mid Y_x = y_x) \in [\mathbb{P}(Z = 1) - c, \mathbb{P}(Z = 1) + c] \cap [0, 1]$$

for all $y_x \in \text{supp}(Y_x)$. Masten and Poirier (2018) give additional discussion of how to interpret c -dependence.

Thus we relax B1 as follows.

Assumption B1' (Instrument partial exogeneity). Z is c -dependent with Y_1 and with Y_0 .

Under this relaxation, we will derive identified sets for various parameters of interest. We use these identified sets to characterize the falsification point and the falsification adaptive set. We can also use these identified sets to do sensitivity analysis beyond the falsification point.

Let $p_Z = \mathbb{P}(Z = 1)$. The following assumption rules out trivial cases.

Assumption B2. Suppose $p_Z \in (0, 1)$. Suppose $\mathbb{P}(X = 1 \mid Z = z) \in (0, 1)$ for $z \in \{0, 1\}$.

First we set up some notation. Then we state and discuss the main theorem. For $z \in \{0, 1\}$, define

$$k_z(c) = \frac{\mathbb{P}(Z = z) \max\{\mathbb{P}(Z = 1 - z) - c, 0\}}{\mathbb{P}(Z = 1 - z) \min\{\mathbb{P}(Z = z) + c, 1\}}. \quad (10)$$

Note that $k_z(0) = 1$, $k_z(1) = 0$, and $k_z(\cdot)$ is weakly decreasing on $c \in [0, 1]$. Using this function, define the set

$$\mathcal{D}(c) = \{(a_0, a_1) \in [0, 1]^2 : a_1 \in [a_0 k_0(c), 1 - k_0(c) + a_0 k_0(c)], a_0 \in [a_1 k_1(c), 1 - k_1(c) + a_1 k_1(c)]\}, \quad (11)$$

which depends only on c and the marginal distribution of Z . For $x \in \{0, 1\}$, define

$$\begin{aligned} \mathcal{H}_x = & [\mathbb{P}(Y = 1, X = x \mid Z = 0), \mathbb{P}(Y = 1, X = x \mid Z = 0) + \mathbb{P}(X = 1 - x \mid Z = 0)] \\ & \times [\mathbb{P}(Y = 1, X = x \mid Z = 1), \mathbb{P}(Y = 1, X = x \mid Z = 1) + \mathbb{P}(X = 1 - x \mid Z = 1)], \end{aligned} \quad (12)$$

which depends on the joint distribution of (Y, X, Z) . Let

$$\Theta_x(c) = \mathcal{D}(c) \cap \mathcal{H}_x$$

denote the intersection of these two sets.

Theorem 3. Consider the binary outcome, binary treatment model (8). Suppose the joint distribution of (Y, X, Z) is known, where Z is binary. Suppose B1' and B2 hold. Then the identified set for

$$(\mathbb{P}(Y_0 = 1 \mid Z = 0), \mathbb{P}(Y_0 = 1 \mid Z = 1), \mathbb{P}(Y_1 = 1 \mid Z = 0), \mathbb{P}(Y_1 = 1 \mid Z = 1))$$

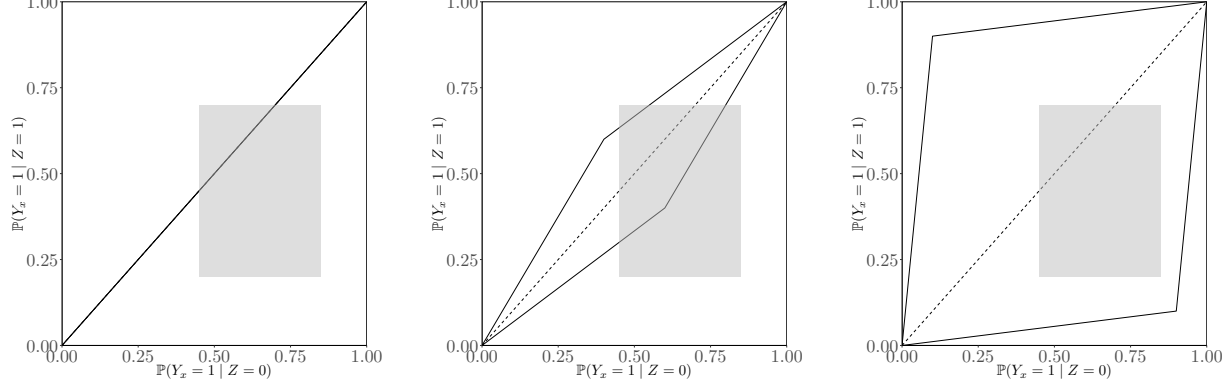


Figure 4: Example identified sets for $(\mathbb{P}(Y_x = 1 \mid Z = 1), \mathbb{P}(Y_x = 1 \mid Z = 0))$. Here $p_Z = 0.5$. Left: $c = 0$. Middle: $c = 0.1$. Right: $c = 0.4$.

is $\Theta_0(c) \times \Theta_1(c)$. Consequently, the model is falsified if and only if this set is empty.

The identified sets in theorem 3 are defined via two kinds of constraints: the set $\mathcal{D}(c)$ and the sets \mathcal{H}_x for $x \in \{0, 1\}$. The set \mathcal{H}_x is simply the identified set for

$$(\mathbb{P}(Y_x = 1 \mid Z = 0), \mathbb{P}(Y_x = 1 \mid Z = 1))$$

without imposing any assumptions on the stochastic relationship between Y_x and Z , as derived by Manski (1990). This set can be thought of as the intersection of two pairs of parallel half-spaces. The shaded boxes in figure 4 show one example of this set.

The set $\mathcal{D}(c)$ imposes the c -dependence constraint. For example, if $c = 0$, it imposes that

$$\mathbb{P}(Y_x = 1 \mid Z = 0) = \mathbb{P}(Y_x = 1 \mid Z = 1)$$

for $x \in \{0, 1\}$. This is simply the statistical independence assumption B1 studied by Manski (1990). Thus the identified sets in theorem 3 simplify to those derived by Manski when $c = 0$. As c gets larger, we no longer require the values $\mathbb{P}(Y_x = 1 \mid Z = z)$ for $z \in \{0, 1\}$ to exactly equal each other, but we do require them to be sufficiently close, as defined by the set $\mathcal{D}(c)$. Specifically, it constrains the pairs $(\mathbb{P}(Y_x = 1 \mid Z = 0), \mathbb{P}(Y_x = 1 \mid Z = 1))$ to lie inside a diamond-shaped parallelogram, as shown in figure 4. As c gets larger, this parallelogram gets larger, eventually approaching the entire square $[0, 1]^2$ as $c \rightarrow \max\{p_Z, 1 - p_Z\}$. Thus, for $c \geq \max\{p_Z, 1 - p_Z\}$, theorem 3 simplifies to the no assumption bounds derived by Manski (1990). Thus theorem 3 continuously connects the no assumption bounds with the bounds under the statistical independence assumption B1.

While the no assumption bounds ($c \geq \max\{p_Z, 1 - p_Z\}$) are never empty, the bounds under statistical independence ($c = 0$) can be empty, and hence the baseline statistical independence assumption can be falsified. This happens when, for some $x \in \{0, 1\}$, the no assumption bounds \mathcal{H}_x have an empty intersection with the statistical independence constraint set $\mathcal{D}(0)$. Graphically, this happens when the box defined by the no assumption bounds does not intersect the 45-degree line. This is shown in figure 5. The falsification point is simply the smallest c such that the

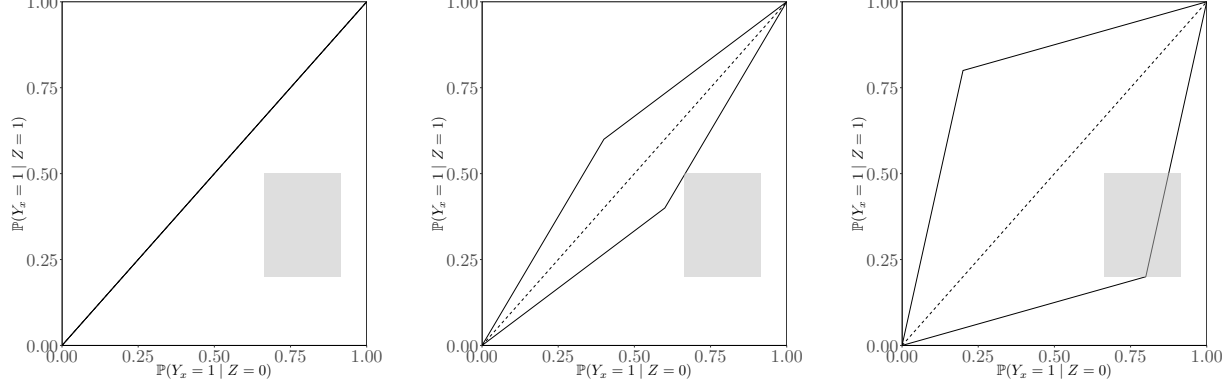


Figure 5: Example identified set for $(\mathbb{P}(Y_x = 1 | Z = 1), \mathbb{P}(Y_x = 1 | Z = 0))$. Here $p_Z = 0.5$. Left: $c = 0$. We see that the baseline model is falsified. Middle: $c = c^* = 0.1$, the falsification point. Here we have relaxed the assumption just enough that the model is no longer falsified. Right: $c = 0.3$. Relaxing independence even further increases the size of the identified set.

parallelogram defined by $\mathcal{D}(c)$ has a nonempty intersection with the no assumption bounds \mathcal{H}_x for each $x \in \{0, 1\}$. This intersection is illustrated in the middle plot of figure 5.

We next state some useful properties of the identified set given in theorem 3.

Proposition 4. Suppose the assumptions of theorem 3 hold. Then:

1. There is a value $c^* \in [0, 1]$ such that $\Theta_0(c) \times \Theta_1(c)$ is empty for all $c \in [0, c^*)$ and is non-empty for all $c \in [c^*, 1]$. The value c^* is point identified.
2. For each $c \in [c^*, 1]$, the set $\Theta_0(c) \times \Theta_1(c)$ is a closed, convex polytope in $[0, 1]^4$.
3. The correspondence $\phi : [c^*, 1] \rightrightarrows [0, 1]^2$ defined by $\phi(c) = \Theta_0(c) \times \Theta_1(c)$ is continuous.

The value c^* is the falsification point. In the simple model with a single binary instrument it is possible to give an closed form expression for the falsification point, but we omit it for brevity. For part 2, recall that a polytope in $[0, 1]^4$ is a set that can be written as the intersection of finitely many half-spaces. We use continuity of the correspondence ϕ below to show that bounds on functionals like ATE are continuous in c .

We next show how to use theorem 3 to get identified sets for the counterfactual probabilities $\mathbb{P}(Y_x = 1)$ and for the average treatment effect. By the law of total probability,

$$\mathbb{P}(Y_x = 1) = \mathbb{P}(Y_x = 1 | Z = 0)\mathbb{P}(Z = 0) + \mathbb{P}(Y_x = 1 | Z = 1)\mathbb{P}(Z = 1).$$

The weights $\mathbb{P}(Z = 0)$ and $\mathbb{P}(Z = 1)$ are point identified. The joint identified set for $\mathbb{P}(Y_x = 1 | Z = 0)$ and $\mathbb{P}(Y_x = 1 | Z = 1)$ is given by $\Theta_x(c)$. Thus we can simply minimize and maximize the above convex combination over this set to obtain the identified set for $\mathbb{P}(Y_x = 1)$. Hence we define

$$\bar{P}_x(c) = \sup_{(a_0, a_1) \in \Theta_x(c)} (a_0 \mathbb{P}(Z = 0) + a_1 \mathbb{P}(Z = 1))$$

and

$$\underline{P}_x(c) = \inf_{(a_0, a_1) \in \Theta_x(c)} (a_0 \mathbb{P}(Z = 0) + a_1 \mathbb{P}(Z = 1)).$$

Corollary 4. Suppose the assumptions of theorem 3 hold. Then:

1. Let $c \in [c^*, 1]$. The identified set for $(\mathbb{P}(Y_0 = 1), \mathbb{P}(Y_1 = 1))$ is $I_0(c) \times I_1(c)$ where $I_x = [\underline{P}_x(c), \overline{P}_x(c)]$ for $x \in \{0, 1\}$.
2. For $x \in \{0, 1\}$, the functions $\underline{P}_x(c)$ and $\overline{P}_x(c)$ are continuous and monotonic over $c \in [c^*, 1]$.
3. Let $c \in [c^*, 1]$. The identified set for ATE is $[\underline{\text{ATE}}(c), \overline{\text{ATE}}(c)]$ where

$$\underline{\text{ATE}}(c) = \underline{P}_1(c) - \overline{P}_0(c) \quad \text{and} \quad \overline{\text{ATE}}(c) = \overline{P}_1(c) - \underline{P}_0(c).$$

The falsification adaptive set for $\mathbb{P}(Y_x = 1)$ is $[\underline{P}_x(c^*), \overline{P}_x(c^*)]$. This will be a singleton for one $x \in \{0, 1\}$ and will typically be an interval with a nonempty interior for the other value of x . This can be seen in figure 5. In the middle plot, $\mathbb{P}(Y_x = 1)$ is point identified since $\Theta_x(c^*)$ is a singleton. There is an analogous plot, however, for $\mathbb{P}(Y_{1-x} = 1 \mid Z = z)$. In this plot, the box \mathcal{H}_x will typically not also have a singleton intersection with the diamond $\mathcal{D}(c^*)$. Thus $\mathbb{P}(Y_{1-x} = 1)$ will typically be partially identified. This discussion implies that ATE will typically be partially identified at the falsification point. That is: The falsification adaptive set for ATE, $[\underline{\text{ATE}}(c^*), \overline{\text{ATE}}(c^*)]$, will generally be an interval with a nonempty interior.

Generalization to Multiple Discrete Instruments

We next consider the case where there are multiple discrete instruments. We relax each instrument exogeneity condition separately. We derive identified sets for a given relaxation of the instrument exogeneity conditions. As before, this allows us to derive the falsification frontier and the falsification adaptive set.

Suppose we observe $L \geq 1$ instruments, $Z = (Z_1, \dots, Z_L) \in \mathbb{R}^L$. Let $\text{supp}(Z_\ell) = \{z_\ell^1, \dots, z_\ell^{J_\ell}\}$ for some constant J_ℓ . For notational simplicity we only consider the case $J_\ell = J$ for all $\ell \in \{1, \dots, L\}$. As in theorem 3, we will derive the joint identified set for the probabilities

$$\mathbb{P}(Y_x = 1 \mid Z_\ell = z_\ell^j)$$

for $x \in \{0, 1\}$, $\ell \in \{1, \dots, L\}$, and $j \in \{1, \dots, J\}$. For each $x \in \{0, 1\}$, there are LJ conditional probabilities. As in the single binary instrument case, we make the following assumption to rule out trivial cases.

Assumption B2' For all $\ell \in \{1, \dots, L\}$ and $j \in \{1, \dots, J\}$,

1. $\mathbb{P}(Z_\ell = z_\ell^j) \in (0, 1)$.
2. $\mathbb{P}(X = 1 \mid Z_\ell = z_\ell^j) \in (0, 1)$.

Let $Z_{-\ell}$ denote the vector of instruments without Z_ℓ . Z has J^L support points while $Z_{-\ell}$ has J^{L-1} support points. Let $\text{supp}(Z_{-\ell}) = \{z_{-\ell}^1, \dots, z_{-\ell}^{J^{L-1}}\}$. By the law of total probability,

$$\begin{aligned}
& \mathbb{P}(Y_x = 1 \mid Z_\ell = z_\ell^j) \\
&= \mathbb{P}(Y = 1 \mid X = x, Z_\ell = z_\ell^j) \mathbb{P}(X = x \mid Z_\ell = z_\ell^j) \\
&+ \sum_{k=1}^{J^{L-1}} \mathbb{P}(Y_x = 1 \mid X = 1 - x, Z_\ell = z_\ell^j, Z_{-\ell} = z_{-\ell}^k) \mathbb{P}(X = 1 - x, Z_{-\ell} = z_{-\ell}^k \mid Z_\ell = z_\ell^j) \\
&= \mathbb{P}(Y = 1, X = x \mid Z_\ell = z_\ell^j) \\
&+ \sum_{k=1}^{J^{L-1}} \mathbb{P}(Y_x = 1 \mid X = 1 - x, Z_\ell = z_\ell^j, Z_{-\ell} = z_{-\ell}^k) \frac{\mathbb{P}(X = 1 - x, Z_\ell = z_\ell^j, Z_{-\ell} = z_{-\ell}^k)}{\mathbb{P}(Z_\ell = z_\ell^j)}. \quad (13)
\end{aligned}$$

The terms

$$\mathbb{P}(Y = 1, X = x \mid Z_\ell = z_\ell^j) \quad \text{and} \quad \frac{\mathbb{P}(X = 1 - x, Z_\ell = z_\ell^j, Z_{-\ell} = z_{-\ell}^k)}{\mathbb{P}(Z_\ell = z_\ell^j)}$$

are observed directly in the data. In contrast, the probabilities

$$\mathbb{P}(Y_x = 1 \mid X = 1 - x, Z_\ell = z_\ell^j, Z_{-\ell} = z_{-\ell}^k)$$

are not observed. We do know that they must lie in the interval $[0, 1]$, however. For each $x \in \{0, 1\}$, there are J^L of these unknown probabilities. Thus for each $x \in \{0, 1\}$ the LJ probabilities $\mathbb{P}(Y_x = 1 \mid Z_\ell = z_\ell^j)$ are determined by a system of LJ known linear functions of J^L unknowns which are all bounded between 0 and 1. Denote this set by

$$\mathcal{H}_x = \left\{ \mathbf{a} \in [0, 1]^{LJ} : \mathbf{a} = \mathbf{b}_x + \mathbf{A}_x \mathbf{q} \text{ for some } \mathbf{q} \in [0, 1]^{J^L} \right\} \quad (14)$$

where $\mathbf{b}_x \in \mathbb{R}^{LJ}$ is defined by

$$[\mathbf{b}_x]_{(\ell-1)J+j} = \mathbb{P}(Y = 1, X = x \mid Z_\ell = z_\ell^j)$$

for $\ell \in \{1, \dots, L\}$, $j \in \{1, \dots, J\}$ and $\mathbf{A}_x \in \mathbb{R}^{LJ \times J^L}$ is defined by

$$[\mathbf{A}_x]_{(\ell-1)J+j,m} = \frac{\mathbb{P}(X = 1 - x, Z = z^m)}{\mathbb{P}(Z_\ell = z_\ell^j)} \mathbb{1}([z^m]_\ell = z_\ell^j)$$

for $\ell \in \{1, \dots, L\}$, $j \in \{1, \dots, J\}$, $m \in \{1, \dots, J^L\}$. Here we use z^m to denote the m th element of the support of Z .

Although this notation is a bit complicated, it is simply the vector description of equation (13) above: The elements of \mathbf{b}_x are just the intercepts, while the non-zero elements of the matrix \mathbf{A}_x

are elements of the form

$$\mathbb{P}(X = 1 - x, Z_{-\ell} = z_{-\ell}^k \mid Z_\ell = z_\ell^j)$$

for some $\ell \in \{1, \dots, L\}$, $j \in \{1, \dots, J\}$, and $k \in \{1, \dots, J^{L-1}\}$.

As in the single instrument case, this set \mathcal{H}_x is the identified set for the joint vector of $\mathbb{P}(Y_x = 1 \mid Z_\ell = z_\ell^j)$ probabilities with no assumption on the dependence between Y_x and each instrument Z_ℓ . We next consider constraints on this dependence. As before, we relax independence using c -dependence. Specifically, we make the following assumption.

Assumption B1'' (Instrument partial exogeneity). For each $\ell \in \{1, \dots, L\}$, let c_ℓ be a scalar between 0 and 1. Then

$$|\mathbb{P}(Z_\ell = z_\ell^j \mid Y_x = y_x) - \mathbb{P}(Z_\ell = z_\ell^j)| \leq c_\ell$$

for each $j \in \{1, \dots, J\}$, $\ell \in \{1, \dots, L\}$, $y_x \in \text{supp}(Y_x)$, and $x \in \{0, 1\}$.

This assumption generalizes c -dependence to allow for multiple discrete instruments. As in the single binary instrument case, $c_\ell = 0$ implies $Y_x \perp\!\!\!\perp Z_\ell$, while $c_\ell > 0$ allows for some dependence. Importantly, we allow c_ℓ to vary across instruments. Let $c = (c_1, \dots, c_L)$.

As shown in theorem 4 below, the set

$$\mathcal{D}(c) = \prod_{\ell=1}^L \mathcal{D}_\ell(c_\ell)$$

where

$$\mathcal{D}_\ell(c_\ell) = \left\{ a \in [0, 1]^J : \text{For all } j = 1, \dots, J, \right. \tag{15}$$

$$\begin{aligned} & \mathbb{P}(Z_\ell = z_\ell^j) a_j - \min\{\mathbb{P}(Z_\ell = z_\ell^j) + c_\ell, 1\} \sum_{k=1}^J \mathbb{P}(Z_\ell = z_\ell^k) a_k \leq 0, \\ & \mathbb{P}(Z_\ell = z_\ell^j) a_j - \max\{\mathbb{P}(Z_\ell = z_\ell^j) - c_\ell, 0\} \sum_{k=1}^J \mathbb{P}(Z_\ell = z_\ell^k) a_k \geq 0, \\ & \mathbb{P}(Z_\ell = z_\ell^j) (1 - a_j) - \min\{\mathbb{P}(Z_\ell = z_\ell^j) + c_\ell, 1\} \sum_{k=1}^J \mathbb{P}(Z_\ell = z_\ell^k) (1 - a_k) \leq 0, \\ & \left. \mathbb{P}(Z_\ell = z_\ell^j) (1 - a_j) - \max\{\mathbb{P}(Z_\ell = z_\ell^j) - c_\ell, 0\} \sum_{k=1}^J \mathbb{P}(Z_\ell = z_\ell^k) (1 - a_k) \geq 0 \right\} \end{aligned}$$

characterizes the constraints that B1'' imposes on the probabilities $\mathbb{P}(Y_x = 1 \mid Z_\ell = z_\ell^j)$. This set $\mathcal{D}(c)$ generalizes the parallelogram defined by equation (11). As in the single binary instrument case, it is defined by a finite number of linear inequalities.

Let

$$\Theta_x(c) = \mathcal{D}(c) \cap \mathcal{H}_x$$

denote the intersection of these generalized diamond and box sets.

Theorem 4. Consider the binary outcome, binary treatment model (8). Suppose the joint distribution of (Y, X, Z) is known. Suppose B1'' and B2' hold. For $x \in \{0, 1\}$, let

$$p_x = \{\mathbb{P}(Y_x = 1 \mid Z_\ell = z_\ell^j) : \ell \in \{1, \dots, L\}, j \in \{1, \dots, J\}\}.$$

Then the identified set for (p_0, p_1) is $\Theta_0(c) \times \Theta_1(c)$. Consequently, the model is falsified if and only if this set is empty.

This result is a direct generalization of theorem 3. All of the discussion and interpretation there applies here as well. One new issue arises: The baseline model, $c = (0, \dots, 0)$, is falsifiable even if none of the instruments are falsifiable themselves. That is, consider the model that imposes $Y_x \perp\!\!\!\perp Z_\ell$ but no constraints on the statistical dependence between the other instruments $Z_{-\ell}$ and Y_x . We can obtain this model by setting $c = \iota - e_\ell$ where ι is a vector of 1's and e_ℓ is the unit vector. Suppose this model is not falsified, regardless of which instrument ℓ we choose to impose exogeneity on. Despite this, it is nonetheless possible that the baseline model $c = (0, \dots, 0)$ is falsified. In this case the instruments are incompatible with each other.

As in proposition 4 in the single binary instrument case, we next state some useful properties of the identified set given in theorem 4.

Proposition 5. Suppose the assumptions of theorem 4 hold. Then:

1. There is a closed set $\mathcal{C} \subseteq [0, 1]^L$ such that $\Theta_0(c) \times \Theta_1(c)$ is non-empty for all $c \in \mathcal{C}$. The set \mathcal{C} is point identified.
2. For each $c \in \mathcal{C}$, the set $\Theta_0(c) \times \Theta_1(c)$ is a closed, convex polytope.
3. The correspondence $\phi : \mathcal{C} \rightrightarrows [0, 1]^{2LJ}$ defined by $\phi(c) = \Theta_0(c) \times \Theta_1(c)$ is continuous at any $c \in \mathcal{C}$ such that $\text{int}(\mathcal{H}_x) \cap \text{int}(\mathcal{D}(c)) \neq \emptyset$ for $x \in \{0, 1\}$.

The set \mathcal{C} is the set of all instrument partial exogeneity assumptions which do *not* refute the model. The complement of this set is the set of all instrument partial exogeneity assumptions which are refuted. The falsification frontier in this case is the boundary of these two regions:

$$\text{FF} = \mathcal{C} \cap \overline{[0, 1]^L \setminus \mathcal{C}}.$$

We next show how to use theorem 4 to get identified sets for counterfactual probabilities $\mathbb{P}(Y_x = 1)$ and for the average treatment effect. Define

$$\bar{P}_x(c) = \sup_{\mathbf{a} \in \Theta_x(c)} \sum_{j=1}^J \sum_{\ell=1}^L a_{(\ell-1)J+j} \mathbb{P}(Z_\ell = z_\ell^j)$$

and

$$P_x(c) = \inf_{\mathbf{a} \in \Theta_x(c)} \sum_{j=1}^J \sum_{\ell=1}^L a_{(\ell-1)J+j} \mathbb{P}(Z_\ell = z_\ell^j).$$

Corollary 5. Suppose the assumptions of theorem 4 hold. Then:

1. Let $c \in \mathcal{C}$. The identified set for $(\mathbb{P}(Y_0 = 1), \mathbb{P}(Y_1 = 1))$ is $I_0(c) \times I_1(c)$ where $I_x = [\underline{P}_x(c), \overline{P}_x(c)]$.
2. For $x \in \{0, 1\}$, the functions $\underline{P}_x(c)$ and $\overline{P}_x(c)$ are continuous at any $c \in \mathcal{C}$ such that $\text{int}(\mathcal{H}_x) \cap \text{int}(\mathcal{D}(c)) \neq \emptyset$. Moreover, they are monotonic in each component of c .
3. Let $c \in \mathcal{C}$. The identified set for ATE is $[\underline{\text{ATE}}(c), \overline{\text{ATE}}(c)]$ where

$$\underline{\text{ATE}}(c) = \underline{P}_1(c) - \overline{P}_0(c) \quad \text{and} \quad \overline{\text{ATE}}(c) = \overline{P}_1(c) - \underline{P}_0(c).$$

In the single binary instrument case, there is a simple closed form expression for the falsification point c^* . Consequently, computing the falsification adaptive set for ATE can be done easily by using linear programming to compute $\overline{P}_x(c^*)$ and $\underline{P}_x(c^*)$. In the multiple discrete instrument case, there is not a simple closed form expression for the falsification frontier. Nonetheless, it can be computed by a sequence of convex optimization problems. Specifically, the sets $\mathcal{D}(c)$ and \mathcal{H}_x are polytopes in \mathbb{R}^{LJ} . Define the ‘distance’ between these polytopes as

$$\text{dist}(\mathcal{D}(c), \mathcal{H}_x) = \inf_{(v_1, v_2) \in \mathcal{D}(c) \times \mathcal{H}_x} \|v_1 - v_2\|.$$

This is not a true metric, but it will suffice for our purposes. The model is refuted if and only if $\text{dist}(\mathcal{D}(c), \mathcal{H}_x) > 0$ for some $x \in \{0, 1\}$. For any c , the distance between these polytopes can be computed via convex optimization. Thus one can do a grid search over c and collect all values where the distance is zero for both $x \in \{0, 1\}$, and hence the model is not refuted. This is a numerical approximation to the set \mathcal{C} . We can then use this set to approximate the falsification frontier.

Given this approximate falsification frontier, we can compute the falsification adaptive set for ATE as follows. For any c , we can compute $\overline{P}_x(c)$ and $\underline{P}_x(c)$ via linear programming, since the objective function is linear and the constraint set is a polytope in \mathbb{R}^{LJ} . Thus we can simply compute these bounds for all $c \in \text{FF}$. The union of those bounds is the falsification adaptive set. Identified sets for ATE at values of c beyond the falsification frontier can be computed similarly.

4.2 Continuous Outcomes

In section 4.1 we considered binary outcomes, binary treatment, and multiple discrete instruments. In this case, the joint distribution of the data is characterized by a finite dimensional vector. It is well known that with discretely distributed data identified sets can often be computed using linear programming; see our literature review on page 8. There are two advantages, however, to deriving analytical results like those of theorems 3 and 4. First, they can explain the role of identifying assumptions, as illustrated in figures 4 and 5. Second, they allow us to generalize the results to cases where brute force computation is costly or impossible. In this section, we show that the analytical results we derived under binary outcomes generalize to continuous outcomes. This leads us to a

relatively simple and feasible approach for computing identified sets, falsification frontiers, and the falsification adaptive set under relaxations of instrument exogeneity with continuous outcomes.

We begin by assuming that outcomes are continuously distributed.

Assumption C1. For any $x, x' \in \{0, 1\}$ and $z \in \{0, 1\}^L$, the distribution of $Y_x \mid X = x', Z = z$ is continuous with respect to the Lebesgue measure.

Assumption C1 supposes that, conditional on the treatment and instruments, potential outcomes are continuously distributed. It implies that, conditional on the treatment and instruments, observed outcomes are also continuously distributed. We also suppose there are L binary instruments $Z = (Z_1, \dots, Z_L)$. We can allow for discrete instruments as in section 4.1, but we only consider binary instruments to simplify the notation.

Let $\mathcal{P}(A)$ denote the set of densities (with respect to the Lebesgue measure) with support contained in A . This set can be written as

$$\mathcal{P}(A) = \left\{ p : \int_A p(y) dy = 1, p(y) \geq 0 \text{ for all } y \in \mathbb{R} \right\}.$$

We begin by considering the baseline case where the instruments are exogenous. When there is just a single instrument, this setting was studied in Kitagawa (2009). The following result is essentially his proposition 3.1.

Proposition 6. Let $L = 1$. Suppose C1 (continuous outcomes) and B1 (instrument exogeneity) hold. For each $x \in \{0, 1\}$, let \mathcal{Y}_x be a known set and suppose $\text{supp}(Y_x) \subseteq \mathcal{Y}_x$. Then the identified set for (f_{Y_1}, f_{Y_0}) is

$$\left\{ f_1 \in \mathcal{P}(\mathcal{Y}_1) : f_1(\cdot) \geq \max_{z=0,1} f_{Y,X|Z}(\cdot, 1 \mid z) \right\} \times \left\{ f_0 \in \mathcal{P}(\mathcal{Y}_0) : f_0(\cdot) \geq \max_{z=0,1} f_{Y,X|Z}(\cdot, 0 \mid z) \right\}.$$

Consequently, the model is refuted if

$$\int_{\mathcal{Y}_x} \max_{z=0,1} f_{Y,X|Z}(y, x \mid z) dy > 1$$

for some $x \in \{0, 1\}$.

The assumption that $\text{supp}(Y_x) \subseteq \mathcal{Y}_x$ is not restrictive since we can let $\mathcal{Y}_x = \mathbb{R}$, but this notation allows us to impose bounds on the support if they are known.

We generalize proposition 6 in two ways. First, we consider an arbitrary number L of binary instruments. Second, we relax instrument exogeneity B1 to instrument partial exogeneity B1''. As discussed above, our proof strategy generalizes the result in section 4.1. Independence of each instrument with each potential outcome requires that

$$f_{Y_x|Z_\ell}(y \mid 1) = f_{Y_x|Z_\ell}(y \mid 0)$$

for all $y \in \mathbb{R}$ and $\ell \in \{1, \dots, L\}$. This constraint is analogous to the diagonal constraint in the left plots of figures 4 and 5. The c -dependence assumption B1'' does not require the densities $f_{Y_x|Z_\ell}(\cdot | z)$ to be the same for all $z \in \{0, 1\}$, but it bounds the variation across z by a magnitude determined by the vector c of sensitivity parameters. We make this constraint precise below.

Analogously to section 4.1, we will derive the joint identified set for the conditional densities

$$\{f_{Y_x|Z_\ell}(\cdot | z) : x \in \{0, 1\}, z \in \{0, 1\}, \ell \in \{1, \dots, L\}\}$$

under instrument partial exogeneity. We define the following notation for these densities. For all $\ell \in \{1, \dots, L\}$ and $x \in \{0, 1\}$, let

$$\mathbf{f}_{Y_x|Z_\ell} = \begin{pmatrix} f_{Y_x|Z_\ell}(\cdot | 0) \\ f_{Y_x|Z_\ell}(\cdot | 1) \end{pmatrix} \in \mathcal{P}(\text{supp}(Y_x | Z_\ell = 0)) \times \mathcal{P}(\text{supp}(Y_x | Z_\ell = 1))$$

and

$$(\mathbf{f}_{Y_x|Z_\ell})_{\text{all } \ell} = \begin{pmatrix} \mathbf{f}_{Y_x|Z_1} \\ \vdots \\ \mathbf{f}_{Y_x|Z_L} \end{pmatrix} \in \prod_{\ell=1}^L \left(\mathcal{P}(\text{supp}(Y_x | Z_\ell = 0)) \times \mathcal{P}(\text{supp}(Y_x | Z_\ell = 1)) \right).$$

Thus we will derive the joint identified set for the vectors $(\mathbf{f}_{Y_0|Z_\ell})_{\text{all } \ell}$ and $(\mathbf{f}_{Y_1|Z_\ell})_{\text{all } \ell}$.

This identified set has a structure analogous to that in section 4.1. Thus we first define the continuous outcome generalization of the set $\mathcal{D}(c)$ defined in equations (11) and (15). To do this, define

$$k_z^\ell(c_\ell) = \frac{\mathbb{P}(Z_\ell = z) \max\{\mathbb{P}(Z_\ell = 1 - z) - c_\ell, 0\}}{\mathbb{P}(Z_\ell = 1 - z) \min\{\mathbb{P}(Z_\ell = z) + c_\ell, 1\}}$$

for $\ell \in \{1, \dots, L\}$ and $z \in \{0, 1\}$. This function generalizes equation (10). For each $x \in \{0, 1\}$, let \mathcal{Y}_x be a known set. We assume this set contains the support of $Y_x | X, Z$ for all values of the conditioning variables. Define

$$\mathcal{D}_{x,\ell}(c_\ell) = \left\{ (f(\cdot | 0), f(\cdot | 1)) \in \mathcal{P}(\mathcal{Y}_x)^2 : f(\cdot | 0)k_0^\ell(c_\ell) \leq f(\cdot | 1) \text{ and } f(\cdot | 1)k_1^\ell(c_\ell) \leq f(\cdot | 0) \right\}$$

for $\ell \in \{1, \dots, L\}$ and $x \in \{0, 1\}$. This set generalizes equations (11) and (15). It depends on $x \in \{0, 1\}$ only via the possibility that \mathcal{Y}_x might depend on x . Finally, take the product to get

$$\mathcal{D}_x(c) = \prod_{\ell=1}^L \mathcal{D}_{x,\ell}(c_\ell)$$

We will show that $\mathcal{D}_x(c)$ is the set of densities $(\mathbf{f}_{Y_x|Z_\ell})_{\text{all } \ell}$ consistent with c -dependence (B1''). Note that setting $c_\ell = 0$ implies that $f_{Y_x|Z_\ell} = f_{Y_x}$, as required by the baseline model.

Next we generalize the box set \mathcal{H}_x defined in equations (12) and (14). With continuous outcomes this will be the set of proper densities $(\mathbf{f}_{Y_x|Z_\ell})_{\text{all } \ell}$ consistent with the observed data. Let \mathbf{A}_x be the

$2L \times 2^L$ matrix such that for $\ell \in \{1, \dots, L\}$ and $m \in \{1, \dots, 2^L\}$:

$$[\mathbf{A}_x]_{(\ell-1)2+1,m} = \frac{\mathbb{P}(X = 1 - x, Z = z^m)}{\mathbb{P}(Z_\ell = 0)} \mathbb{1}([z^m]_\ell = 0)$$

and

$$[\mathbf{A}_x]_{(\ell-1)2+2,m} = \frac{\mathbb{P}(X = 1 - x, Z = z^m)}{\mathbb{P}(Z_\ell = 1)} \mathbb{1}([z^m]_\ell = 1).$$

Here we use z^m to denote the m th element of the support of Z . Let

$$\mathbf{f}_{Y,X|Z_\ell}(\cdot, x) = \begin{pmatrix} f_{Y,X|Z_\ell}(\cdot, x | 0) \\ f_{Y,X|Z_\ell}(\cdot, x | 1) \end{pmatrix} \quad \text{and} \quad (\mathbf{f}_{Y,X|Z_\ell}(\cdot, x))_{\text{all } \ell} = \begin{pmatrix} \mathbf{f}_{Y,X|Z_1}(\cdot, x) \\ \vdots \\ \mathbf{f}_{Y,X|Z_L}(\cdot, x) \end{pmatrix}.$$

These are vectors of observed densities of outcomes and treatment conditional on different instruments. Define

$$\mathcal{H}_x = \left\{ \mathbf{f}_x \in \mathcal{P}(\mathcal{Y}_x)^{2L} : \mathbf{f}_x = (\mathbf{f}_{Y,X|Z_\ell}(\cdot, x))_{\text{all } \ell} + \mathbf{A}_x \mathbf{q} \text{ for some } \mathbf{q} \in \mathcal{P}(\mathcal{Y}_x)^{2L} \right\}.$$

This set generalizes equation (14). Finally, let

$$\Theta_x(c) = \mathcal{D}_x(c) \cap \mathcal{H}_x.$$

Theorem 5. Consider the continuous outcome, binary treatment model (8). Suppose the joint distribution of (Y, X, Z) is known. Suppose C1, B1'', and B2' hold. For each $x \in \{0, 1\}$, let \mathcal{Y}_x be a known set and suppose $\text{supp}(Y_x | X = x', Z = z^m) \subseteq \mathcal{Y}_x$ for all $x' \in \{0, 1\}$ and $m \in \{1, \dots, 2^L\}$. Then the identified set for $((\mathbf{f}_{Y_0|Z_\ell})_{\text{all } \ell}, (\mathbf{f}_{Y_1|Z_\ell})_{\text{all } \ell})$ is

$$\Theta_0(c) \times \Theta_1(c).$$

Consequently, the model is falsified if and only if this set is empty.

As in proposition 6, knowledge of the set \mathcal{Y}_x is not restrictive since we can let $\mathcal{Y}_x = \mathbb{R}$, but this notation allows us to impose bounds on its support if they are known. We could also generalize this set to allow it to vary with x' and z^m , at the cost of additional notation.

The identified set $\Theta_0(c) \times \Theta_1(c)$ is a convex set of functions defined by linear equality and inequality constraints. It weakly expands as components of c increase. It nests the identified set under the baseline independence assumption ($c = 0$) and the identified set under no assumptions on the dependence between potential outcomes and instruments ($c = \iota_L$, an L -vector of ones).

For a given c , this identified set can be empty, which implies the model at that c is falsified. Define

$$\mathcal{C} = \{c \in [0, 1]^L : \Theta_0(c) \times \Theta_1(c) \neq \emptyset\}.$$

This is the set of all partial exogeneity assumptions which are not refuted. It has the property that

$c \in \mathcal{C}$ and $c' \geq c$ implies $c' \in \mathcal{C}$. Using this set, we can define the falsification frontier:

$$\text{FF} = \bar{\mathcal{C}} \cap \overline{[0, 1]^L \setminus \mathcal{C}}.$$

This frontier is identified from the data since \mathcal{C} is defined by $\{\Theta_0(c) \times \Theta_1(c) : c \in [0, 1]^L\}$, which is point identified.

As in section 4.1, we can obtain the identified set for functionals of the densities $f_{Y_x|Z_\ell}$ via convex optimization. For example, the identified set for $(f_{Y_0}(\cdot), f_{Y_1}(\cdot))$ is $I_0(c) \times I_1(c)$ where

$$I_x(c) = \{f \in \mathcal{P}(\mathcal{Y}_x) : f(\cdot) = f_{Y_x|Z_1}(\cdot | 0)\mathbb{P}(Z_1 = 0) + f_{Y_x|Z_1}(\cdot | 1)\mathbb{P}(Z_1 = 1) \\ \text{where } f_{Y_x|Z_1} \text{ is a component of some } (\mathbf{f}_{Y_x|Z_\ell})_{\text{all } \ell} \text{ in } \Theta_x(c)\}.$$

Given this identified set, suppose we are interested in a linear functional

$$\Gamma(f_1, f_0) = \int_{\mathcal{Y}_1} \omega_1(y_1) f_1(y_1) dy_1 + \int_{\mathcal{Y}_0} \omega_0(y_0) f_0(y_0) dy_0$$

where ω_1 and ω_0 are known weight functions. For example, with $\omega_1(y) = y$ and $\omega_0(y) = -y$, $\Gamma(f_1, f_0)$ equals the average treatment effect. Let

$$\bar{\Gamma}(c) = \sup_{f_1 \in I_1(c)} \int_{\mathcal{Y}_1} \omega_1(y_1) f_1(y_1) dy_1 + \sup_{f_0 \in I_0(c)} \int_{\mathcal{Y}_0} \omega_0(y_0) f_0(y_0) dy_0$$

and

$$\underline{\Gamma}(c) = \inf_{f_1 \in I_1(c)} \int_{\mathcal{Y}_1} \omega_1(y_1) f_1(y_1) dy_1 + \inf_{f_0 \in I_0(c)} \int_{\mathcal{Y}_0} \omega_0(y_0) f_0(y_0) dy_0.$$

Then $[\underline{\Gamma}(c), \bar{\Gamma}(c)]$ is the closure of the identified set for $\Gamma(f_{Y_1}, f_{Y_0})$. This follows by convexity of the identified set in theorem 5. These bounds are weakly increasing in each component of c . We discuss computation next.

Computation

The identified set $\Theta_0(c) \times \Theta_1(c)$ is infinite dimensional, since it is a set of nonparametric densities. Suppose we are interested in linear functionals $\Gamma(f_1, f_0)$. Even though the corresponding identified set—when it is nonempty—is an interval, we have characterized it via optimization over the infinite dimensional spaces $\Theta_x(c)$. Here we discuss one approach to computing these identified sets in practice. When the baseline model is falsified, this will also allow us to compute approximations to the falsification frontier and the falsification adaptive set. Specifically, we will approximate the infinite dimensional space of densities of interest by a finite dimensional sieve space. Similar approximations of identified sets have been used in Mogstad, Santos, and Torgovitsky (2018), for example.

For simplicity, let $\mathcal{Y}_x = [0, 1]$ for $x \in \{0, 1\}$. This restriction can be relaxed by transforming the outcome variable to have support in the unit interval. We also assume that for any $x, x' \in \{0, 1\}$

and $z \in \{0, 1\}^L$ the density $f_{Y_x|X,Z}(\cdot | x', z)$ is continuous on $[0, 1]$. Let $\tilde{\mathcal{P}}([0, 1])$ denote this set of continuous pdfs. Let

$$\begin{aligned}\mathcal{F}^M &= \left\{ f^M(y) = \sum_{m=0}^M a_m b_m(y) : (a_1, \dots, a_M) = \mathbf{a}^M \in \mathcal{A}_M \right\} \\ &= \{ f^M(y) = \mathbf{a}^M \mathbf{b}^M(y) : \mathbf{a}^M \in \mathcal{A}_M \}\end{aligned}$$

where $\mathcal{A}_M \subseteq \mathbb{R}^M$ and $\{b_m(\cdot)\}$ are known basis functions. We assume that every element of $\tilde{\mathcal{P}}([0, 1])$ can be approximated by a sequence of elements in \mathcal{F}_M as $M \rightarrow \infty$. For example, \mathcal{F}^M could be a set of Bernstein polynomials, which can uniformly approximate any continuous function on $[0, 1]$. For Bernstein polynomials,

$$\mathcal{A}_M = \left\{ \mathbf{a}^M : a_m \geq 0, \sum_{m=0}^M a_m = 1 \right\}.$$

Hence \mathcal{A}_M is a closed, bounded, and convex subset of \mathbb{R}^M .

To approximate $\Theta_x(c) = \mathcal{D}_x(c) \cap \mathcal{H}_x$, we approximate each of the sets $\mathcal{D}_x(c)$ and \mathcal{H}_x . We first consider a finite dimensional approximation to the set $\mathcal{D}_x(c)$. Since $\mathcal{Y}_x = [0, 1]$ does not depend on x , we let $\mathcal{D}(c) = \mathcal{D}_x(c)$. Let

$$\begin{aligned}\mathcal{D}_\ell^M(c_\ell) &= \left\{ (f(\cdot | 0), f(\cdot | 1)) = (\mathbf{a}^M(0)' \mathbf{b}^M(\cdot), \mathbf{a}^M(1)' \mathbf{b}^M(\cdot)) : \mathbf{a}^M(0), \mathbf{a}^M(1) \in \mathcal{A}_M, \right. \\ &\quad \left. \left(\mathbf{a}^M(0) k_0^\ell(c_\ell) - \mathbf{a}^M(1) \right)' \mathbf{b}^M(y) \leq 0 \text{ and} \right. \\ &\quad \left. \left(\mathbf{a}^M(1) k_1^\ell(c_\ell) - \mathbf{a}^M(0) \right)' \mathbf{b}^M(y) \leq 0 \text{ for all } y \in [0, 1] \right\}.\end{aligned}$$

Define the set

$$\begin{aligned}\mathcal{A}_\ell^M(c_\ell) &= \left\{ (\mathbf{a}^M(0), \mathbf{a}^M(1)) \in \mathcal{A}_M : \left(\mathbf{a}^M(0) k_0^\ell(c_\ell) - \mathbf{a}^M(1) \right)' \mathbf{b}^M(y) \leq 0 \text{ and} \right. \\ &\quad \left. \left(\mathbf{a}^M(1) k_1^\ell(c_\ell) - \mathbf{a}^M(0) \right)' \mathbf{b}^M(y) \leq 0 \text{ for all } y \in [0, 1] \right\}.\end{aligned}$$

Then

$$\mathcal{D}_\ell^M(c_\ell) = \{ (f(\cdot | 0), f(\cdot | 1)) = (\mathbf{a}^M(0)' \mathbf{b}^M(\cdot), \mathbf{a}^M(1)' \mathbf{b}^M(\cdot)) : (\mathbf{a}^M(0), \mathbf{a}^M(1)) \in \mathcal{A}_\ell^M(c_\ell) \}.$$

The set $\mathcal{A}_\ell^M(c_\ell)$ is closed and convex since it is defined by a finite number of weak inequalities. There are a continuum of inequalities, however. In practice, we also approximate $\mathcal{A}_\ell^M(c_\ell)$ as follows. Pick a grid of points $\{y_1, \dots, y_N\} \subseteq [0, 1]$ that becomes dense in $[0, 1]$ as $N \rightarrow \infty$. Then let $\mathcal{A}_\ell^{M,N}(c_\ell)$

be the set of coefficients $\mathbf{a}^M(0)$ and $\mathbf{a}^M(1)$ satisfying

$$\left(\mathbf{a}^M(0)k_0^\ell(c_\ell) - \mathbf{a}^M(1)\right)' \mathbf{b}^M(y_n) \leq 0$$

and

$$\left(\mathbf{a}^M(1)k_1^\ell(c_\ell) - \mathbf{a}^M(0)\right)' \mathbf{b}^M(y_n) \leq 0$$

for all $n \in \{1, \dots, N\}$. This is a finite set of linear inequalities. We keep the N implicit in the notation from here on.

Approximate the overall set $\mathcal{D}(c)$ by the product

$$\mathcal{D}^M(c) = \prod_{\ell=1}^L \mathcal{D}_\ell^M(c_\ell).$$

This set is characterized by

$$\mathcal{A}^M(c) = \prod_{\ell=1}^L \mathcal{A}_\ell^M(c_\ell),$$

a closed, convex, and bounded set in \mathbb{R}^{2ML} .

We similarly approximate \mathcal{H}_x by a finite dimensional set. Let

$$\mathbf{f}_{Y|X,Z_\ell}(\cdot | x) = \begin{pmatrix} f_{Y|X,Z_\ell}(\cdot | x, 0) \\ f_{Y|X,Z_\ell}(\cdot | x, 1) \end{pmatrix} \quad \text{and} \quad (\mathbf{f}_{Y|X,Z}(\cdot | x))_{\text{all } \ell} = \begin{pmatrix} \mathbf{f}_{Y|X,Z_1}(\cdot | x) \\ \vdots \\ \mathbf{f}_{Y|X,Z_L}(\cdot | x) \end{pmatrix}.$$

These conditional pdfs are point identified directly from the data. For each $z \in \{0, 1\}$, we approximate $f_{Y|X,Z_\ell}(\cdot | x, z)$ by

$$\begin{aligned} f_{Y|X,Z_\ell}^M(\cdot | x, z) &= \sum_{m=0}^M \xi_\ell(x, z)_m b_m(\cdot) \\ &= \xi_\ell(x, z)^{M'} \mathbf{b}^M(\cdot) \end{aligned}$$

where $\{b_m(\cdot)\}$ are known basis functions. When these basis functions are orthonormal, so that

$$\int_0^1 b_m(y) b_n(y) dy = \mathbb{1}(m = n),$$

this approximation can be obtained choosing

$$\xi_\ell(x, z)_m = \int_0^1 f_{Y|X,Z_\ell}(y | x, z) b_m(y) dy.$$

More concretely, if we use a Bernstein polynomial approximation, then

$$\xi_\ell(x, z)_m = f_{Y|X, Z_\ell} \left(\frac{m}{M} \mid x, z \right).$$

Here we have approximated the conditional distribution of $Y \mid X, Z$. But \mathcal{H}_x is defined in terms of distributions of $(Y, X) \mid Z$. We can write the vector $(\mathbf{f}_{Y, X|Z}(y, x))_{\text{all } \ell}$ as

$$(\mathbf{f}_{Y, X|Z}(y, x))_{\text{all } \ell} = \mathbf{B}_x (\mathbf{f}_{Y|X, Z}(y \mid x))_{\text{all } \ell}$$

where

$$\mathbf{B}_x = \begin{pmatrix} \mathbb{P}(X = x \mid Z_1 = 0) & 0 & \dots & 0 \\ 0 & \mathbb{P}(X = x \mid Z_1 = 1) & \dots & 0 \\ \vdots & \vdots & \ddots & \vdots \\ 0 & 0 & \dots & \mathbb{P}(X = x \mid Z_L = 1) \end{pmatrix}.$$

Hence its approximation can be written as

$$(\mathbf{f}_{Y, X|Z}(y, x))_{\text{all } \ell} = \mathbf{B}_x \Xi^M \mathbf{b}^M(y)$$

where

$$\Xi^M = \begin{pmatrix} \xi_1^1(x, 0) & \xi_1^2(x, 0) & \dots & \xi_1^M(x, 0) \\ \xi_1^1(x, 1) & \xi_1^2(x, 1) & \dots & \xi_1^M(x, 1) \\ \vdots & \vdots & \ddots & \vdots \\ \xi_L^1(x, 0) & \xi_L^2(x, 0) & \dots & \xi_L^M(x, 0) \\ \xi_L^1(x, 1) & \xi_L^2(x, 1) & \dots & \xi_L^M(x, 1) \end{pmatrix}.$$

Next, approximate $\mathcal{P}(\mathcal{Y}_x)^{2^L}$ by

$$\{\mathbf{f}(\cdot) = \Gamma \mathbf{b}^M(\cdot) : \gamma_1^M, \dots, \gamma_{2^L}^M \in \mathcal{A}^M\}$$

where

$$\Gamma = \begin{pmatrix} \gamma_1^M \\ \vdots \\ \gamma_{2^L}^M \end{pmatrix}$$

is a $2^L \times M$ matrix of coefficients. Thus we approximate \mathcal{H}_x by

$$\begin{aligned} \mathcal{H}_x^M &= \{\mathbf{f}(y) = (\mathbf{B}_x \Xi^M + \mathbf{A}_x \Gamma) \mathbf{b}^M(y) : \gamma_1, \dots, \gamma_{2^L} \in \mathcal{A}_M\} \\ &= \{\mathbf{f}(y) = \mathbf{E}^M \mathbf{b}^M(y) : \mathbf{E}^M \in \mathbf{B}_x \Xi^M + \mathbf{A}_x \mathcal{A}_M^{2^L}\}. \end{aligned}$$

If \mathcal{A}_M is closed, convex, and bounded, the affine mapping

$$\mathbf{B}_x \Xi^M + \mathbf{A}_x \mathcal{A}_M^{2^L}$$

will also be closed, convex, and bounded.

Thus we approximate the identified set for $((\mathbf{f}_{Y_0|Z_\ell})_{\text{all } \ell}, (\mathbf{f}_{Y_1|Z_\ell})_{\text{all } \ell})$ by

$$\Theta_0^M(c) \times \Theta_1^M(c) = (\mathcal{D}^M(c) \cap \mathcal{H}_0^M) \times (\mathcal{D}^M(c) \cap \mathcal{H}_1^M)$$

where

$$\mathcal{D}^M(c) \cap \mathcal{H}_x^M = \left\{ \mathbf{f}(y) = \mathbf{E}^M \mathbf{b}^M(y) : \mathbf{E}^M \in \mathcal{A}^M(c) \cap (\mathbf{B}_x \Xi^M + \mathbf{A}_x \mathcal{A}_M^{2L}) \right\}.$$

This approximate identified set is empty—and hence the approximate model is falsified—if the set

$$\mathcal{A}^M(c) \cap (\mathbf{B}_x \Xi^M + \mathbf{A}_x \mathcal{A}_M^{2L})$$

is empty for either $x = 0$ or $x = 1$. These two sets are finite dimensional polytopes. Hence it is computationally tractable to compute the distance between them,

$$\text{dist}(\mathcal{A}^M(c), \mathbf{B}_x \Xi^M + \mathbf{A}_x \mathcal{A}_M^{2L}) = \inf_{(\mathbf{v}_1, \mathbf{v}_2) \in \mathcal{A}^M(c) \times (\mathbf{B}_x \Xi^M + \mathbf{A}_x \mathcal{A}_M^{2L})} \|\mathbf{v}_1 - \mathbf{v}_2\|,$$

for any given c . Since they are closed, convex, and bounded, the approximate model will be non-refuted if and only if

$$\text{dist}(\mathcal{A}^M(c), \mathbf{B}_x \Xi^M + \mathbf{A}_x \mathcal{A}_M^{2L}) = 0.$$

This characterization can be used to compute an approximate falsification frontier as well as an approximate falsification adaptive set.

Although we omit a full analysis, we expect the identified sets $\Theta_0^M(c) \times \Theta_1^M(c)$ will converge to $\Theta_0(c) \times \Theta_1(c)$ as $M \rightarrow \infty$ under suitable regularity conditions. Consequently, the approximate falsification frontier and falsification adaptive sets should also converge as $M \rightarrow \infty$. Finally, the value of M can be chosen large enough so that the approximate objects of interest change by less than a preset tolerance for further increases in M .

5 Conclusion

Summary

In this paper we outlined a systematic and constructive answer to the question “What should researchers do when their baseline model is refuted?” Our answer focuses on what can be learned from falsified models, rather than treating falsification as a nuisance to be ignored or as a fatal flaw which dooms a study.

We give four recommendations. First: Measure the extent of falsification. Do this by defining continuous relaxations of the key identifying assumptions of interest, and then relaxing these assumptions until the model is no longer falsified. We call the set of points at which this happens the falsification frontier. Second: Present the *falsification adaptive set*, the identified set for the parameter of interest under the assumption that the true model lies somewhere on the falsifica-

tion frontier. This second recommendation is a generalization of standard practice for non-refuted baseline models. Third: Present the identified set for selected points of interest on the falsification frontier. Fourth: Present identified sets for points beyond the falsification frontier, as a further sensitivity analysis.

We illustrated these four recommendations in two different overidentified instrumental variable models. The first model imposes homogeneous treatment effects but allows for continuous treatments, while the second model allows for heterogeneous treatment effects but focuses on binary treatments. In both models, multiple instruments are observed and the key identifying assumptions are exclusion and exogeneity of each instrument. We consider continuous relaxations of these assumptions. We then characterize the falsification frontier, the falsification adaptive set, and identified sets for points beyond the frontier. In the homogeneous treatment effect model, the falsification adaptive set has a particularly simple closed form expression, depending only on the value of a handful of 2SLS regression coefficients. In the heterogeneous treatment effect model, the falsification adaptive set can be quickly computed using convex optimization.

Future Research

In this paper we outlined our general approach in section 2 and then applied it to the two instrumental variable models in sections 3 and 4. The falsification frontier and falsification adaptive sets, however, must generally be derived separately for each baseline model and class of relaxations from those baseline assumptions. Thus in future work we plan to do this kind of analysis for different baseline models and different classes of relaxations. It may be possible to derive results for a general class of models, by applying the results of Chesher and Rosen (2017) or Torgovitsky (2018), for example. Such extensions are important since—just like the choice of the baseline assumptions—the choice of relaxation matters. Hence comparing empirical results for different relaxations will be informative.

Finally, in this paper we focused on population level analysis. We briefly discussed estimation and inference in section 2.5, but a full analysis of this remains for future work.

References

- ALIPRANTIS, C. D. AND K. C. BORDER (2006): *Infinite Dimensional Analysis: A Hitchhiker's Guide*, Springer, 3rd ed.
- ALTONJI, J. G., T. E. ELDER, AND C. R. TABER (2005): “An evaluation of instrumental variable strategies for estimating the effects of catholic schooling,” *Journal of Human Resources*, 40, 791–821.
- ANDERSON, T. W. AND H. RUBIN (1949): “Estimation of the parameters of a single equation in a complete system of stochastic equations,” *The Annals of Mathematical Statistics*, 20, 46–63.
- ANGRIST, J. AND A. B. KRUEGER (1994): “Why do World War II veterans earn more than nonveterans?” *Journal of Labor Economics*, 12, 74–97.

- ARIEW, R. (2018): “Pierre Duhem,” in *The Stanford Encyclopedia of Philosophy*, ed. by E. N. Zalta, Metaphysics Research Lab, Stanford University, fall 2018 ed.
- ASHLEY, R. (2009): “Assessing the credibility of instrumental variables inference with imperfect instruments via sensitivity analysis,” *Journal of Applied Econometrics*, 24, 325–337.
- ASHLEY, R. A. AND C. F. PARMETER (2015): “Sensitivity analysis for inference in 2SLS/GMM estimation with possibly flawed instruments,” *Empirical Economics*, 49, 1153–1171.
- BALKE, A. AND J. PEARL (1997): “Bounds on treatment effects from studies with imperfect compliance,” *Journal of the American Statistical Association*, 92, 1171–1176.
- BERESTEANU, A., I. MOLCHANOV, AND F. MOLINARI (2012): “Partial identification using random set theory,” *Journal of Econometrics*, 166, 17–32.
- BLUNDELL, R., A. GOSLING, H. ICHIMURA, AND C. MEGHIR (2007): “Changes in the distribution of male and female wages accounting for employment composition using bounds,” *Econometrica*, 75, 323–363.
- BONK, T. (2008): *Underdetermination: An Essay on Evidence and the Limits of Natural Knowledge*, vol. 261, Springer.
- BONTEMPS, C., T. MAGNAC, AND E. MAURIN (2012): “Set identified linear models,” *Econometrica*, 80, 1129–1155.
- BORDER, K. C. (1985): *Fixed Point Theorems with Applications to Economics and Game Theory*, Cambridge University Press.
- BOUND, J., D. A. JAEGER, AND R. M. BAKER (1995): “Problems with instrumental variables estimation when the correlation between the instruments and the endogenous explanatory variable is weak,” *Journal of the American Statistical Association*, 90, 443–450.
- BREUSCH, T. S. (1986): “Hypothesis testing in unidentified models,” *The Review of Economic Studies*, 53, 635–651.
- BUGNI, F. A., I. A. CANAY, AND X. SHI (2015): “Specification tests for partially identified models defined by moment inequalities,” *Journal of Econometrics*, 185, 259–282.
- CANAY, I. A., A. SANTOS, AND A. M. SHAIKH (2013): “On the testability of identification in some nonparametric models with endogeneity,” *Econometrica*, 81, 2535–2559.
- CHEN, X., C. FLORES, AND A. FLORES-LAGUNES (2016): “Bounds on average treatment effects with an invalid instrument: An application to the Oregon Health Insurance Experiment,” *Working paper*.
- CHERNOZHUKOV, V., H. HONG, AND E. TAMER (2007): “Estimation and confidence regions for parameter sets in econometric models,” *Econometrica*, 75, 1243–1284.
- CHERNOZHUKOV, V., S. LEE, AND A. M. ROSEN (2013): “Intersection bounds: Estimation and inference,” *Econometrica*, 81, 667–737.
- CHESHER, A. AND A. M. ROSEN (2017): “Generalized instrumental variable models,” *Econometrica*, 85, 959–989.

- CONLEY, T. G., C. B. HANSEN, AND P. E. ROSSI (2012): “Plausibly exogenous,” *The Review of Economics and Statistics*, 94, 260–272.
- D’HAULTFOEUILLE, X., C. GAILLAC, AND A. MAUREL (2018): “Rationalizing rational expectations? Tests and deviations,” *Working paper*.
- FISHER, F. M. (1961): “On the cost of approximate specification in simultaneous equation estimation,” *Econometrica*, 139–170.
- (2005): *Microeconomics: Essays in Theory and Applications*, Cambridge University Press.
- FLORES, C. AND X. CHEN (2018): *Average Treatment Effect Bounds with an Instrumental Variable: Theory and Practice*, Springer.
- GUGGENBERGER, P. (2012): “A note on the (in)consistency of the test of overidentifying restrictions and the concepts of true and pseudo-true parameters,” *Economics Letters*, 117, 901–904.
- GUNDERSEN, C., B. KREIDER, AND J. PEPPER (2012): “The impact of the National School Lunch Program on child health: A nonparametric bounds analysis,” *Journal of Econometrics*, 166, 79–91.
- HANSEN, L. P. (1982): “Large sample properties of generalized method of moments estimators,” *Econometrica*, 1029–1054.
- HANSEN, L. P., J. HEATON, AND E. G. LUTTMER (1995): “Econometric evaluation of asset pricing models,” *The Review of Financial Studies*, 8, 237–274.
- HANSEN, L. P. AND R. JAGANNATHAN (1991): “Implications of security market data for models of dynamic economies,” *Journal of Political Economy*, 99, 225–262.
- (1997): “Assessing specification errors in stochastic discount factor models,” *The Journal of Finance*, 52, 557–590.
- HECKMAN, J. J. AND S. URZUA (2010): “Comparing IV with structural models: What simple IV can and cannot identify,” *Journal of Econometrics*, 156, 27–37.
- HOTZ, V. J., C. H. MULLIN, AND S. G. SANDERS (1997): “Bounding causal effects using data from a contaminated natural experiment: Analysing the effects of teenage childbearing,” *The Review of Economic Studies*, 64, 575–603.
- HUBER, M. (2014): “Sensitivity checks for the local average treatment effect,” *Economics Letters*, 123, 220–223.
- IMBENS, G. W. (2003): “Sensitivity to exogeneity assumptions in program evaluation,” *American Economic Review P&P*, 126–132.
- (2010): “Better LATE than nothing: Some comments on Deaton (2009) and Heckman and Urzua (2009),” *Journal of Economic literature*, 48, 399–423.
- IMBENS, G. W. AND J. D. ANGRIST (1994): “Identification and estimation of local average treatment effects,” *Econometrica*, 467–475.
- KADANE, J. B. AND T. W. ANDERSON (1977): “A comment on the test of overidentifying restrictions,” *Econometrica*, 45, 1027–1031.

- KÉDAGNI, D. AND I. MOURIFIÉ (2017): “Generalized instrumental inequalities: Testing the IV independence assumption,” *Working paper*.
- KITAGAWA, T. (2009): “Identification region of the potential outcome distributions under instrument independence,” *Working paper*.
- KRAAY, A. (2012): “Instrumental variables regressions with uncertain exclusion restrictions: A Bayesian approach,” *Journal of Applied Econometrics*, 27, 108–128.
- KREIDER, B. AND J. V. PEPPER (2007): “Disability and employment: reevaluating the evidence in light of reporting errors,” *Journal of the American Statistical Association*, 102, 432–441.
- KREIDER, B., J. V. PEPPER, C. GUNDERSEN, AND D. JOLLIFFE (2012): “Identifying the effects of SNAP (food stamps) on child health outcomes when participation is endogenous and misreported,” *Journal of the American Statistical Association*, 107, 958–975.
- KREIDER, B., J. V. PEPPER, AND M. ROY (2016): “Identifying the effects of WIC on food insecurity among infants and children,” *Southern Economic Journal*, 82, 1106–1122.
- LAFFÉRS, L. (2018a): “Bounding average treatment effects using linear programming,” *Empirical Economics*.
- (2018b): “Identification in models with discrete variables,” *Computational Economics (forthcoming)*.
- LECHICKI, A. AND A. SPAKOWSKI (1985): “A note on intersection of lower semicontinuous multifunctions,” *Proceedings of the American Mathematical Society*, 95, 119–122.
- LIU, T.-C. (1955): “A simple forecasting model for the US economy,” *International Monetary Fund Staff Papers*, 4, 434–466.
- (1960): “Underidentification, structural estimation, and forecasting,” *Econometrica*, 855–865.
- (1963): “Structural estimation and forecasting: A critique of the Cowles commission method,” *Tsing Hua Journal of Chinese Studies*, 4, 152–171.
- LUDVIGSON, S. C. (2013): “Advances in consumption-based asset pricing: Empirical tests,” in *Handbook of the Economics of Finance*, Elsevier, vol. 2, 799–906.
- MACHADO, C., A. SHAIKH, AND E. VYTLACIL (2018): “Instrumental variables and the sign of the average treatment effect,” *Journal of Econometrics (forthcoming)*.
- MANSKI, C. F. (1990): “Nonparametric bounds on treatment effects,” *American Economic Review P&P*, 80, 319–323.
- (2003): *Partial Identification of Probability Distributions*, Springer.
- MANSKI, C. F. AND J. V. PEPPER (2000): “Monotone instrumental variables: With an application to the returns to schooling,” *Econometrica*, 68, 997–1010.
- (2009): “More on monotone instrumental variables,” *The Econometrics Journal*, 12, S200–S216.

- (2018): “How do right-to-carry laws affect crime rates? Coping with ambiguity using bounded-variation assumptions,” *The Review of Economics and Statistics*, 100, 232–244.
- MANSKI, C. F. AND E. TAMER (2002): “Inference on regressions with interval data on a regressor or outcome,” *Econometrica*, 70, 519–546.
- MASTEN, M. A. AND A. POIRIER (2017): “Inference on breakdown frontiers,” *cemmap working paper, CWP20/17*.
- (2018): “Identification of treatment effects under conditional partial independence,” *Econometrica*, 86, 317–351.
- MASTEN, M. A. AND A. TORGOVITSKY (2016): “Identification of instrumental variable correlated random coefficients models,” *The Review of Economics and Statistics*, 98, 1001–1005.
- MATZKIN, R. L. (2007): “Nonparametric identification,” *Handbook of Econometrics*, 6, 5307–5368.
- MOGSTAD, M., A. SANTOS, AND A. TORGOVITSKY (2018): “Using instrumental variables for inference about policy relevant treatment parameters,” *Econometrica*, 86, 1589–1619.
- NEVO, A. AND A. M. ROSEN (2012): “Identification with imperfect instruments,” *The Review of Economics and Statistics*, 94, 659–671.
- NEWKEY, W. K. (1985): “Generalized method of moments specification testing,” *Journal of Econometrics*, 29, 229–256.
- NUNN, N. AND L. WANTCHEKON (2011): “The slave trade and the origins of mistrust in Africa,” *The American Economic Review*, 101, 3221–52.
- PARENTE, P. M. AND J. SANTOS SILVA (2012): “A cautionary note on tests of overidentifying restrictions,” *Economics Letters*, 115, 314–317.
- POPPER, K. R. (1934): *The Logic of Scientific Discovery*.
- RAMSAHAI, R. R. (2012): “Causal bounds and observable constraints for non-deterministic models,” *Journal of Machine Learning Research*, 13, 829–848.
- SARGAN, J. D. (1958): “The estimation of economic relationships using instrumental variables,” *Econometrica*, 393–415.
- SLICHTER, D. (2014): “Testing instrument validity and identification with invalid instruments,” *Working paper*.
- SMALL, D. S. (2007): “Sensitivity analysis for instrumental variables regression with overidentifying restrictions,” *Journal of the American Statistical Association*, 102, 1049–1058.
- SPANOS, A. (2018): “Mis-specification testing in retrospect,” *Journal of Economic Surveys*.
- STANFORD, K. (2017): “Underdetermination of scientific theory,” in *The Stanford Encyclopedia of Philosophy*, ed. by E. N. Zalta, Metaphysics Research Lab, Stanford University, winter 2017 ed.
- SUNDARAM, R. K. (1996): *A First Course in Optimization Theory*, Cambridge University Press.

SWANSON, S. A., M. A. HERNÁN, M. MILLER, J. M. ROBINS, AND T. RICHARDSON (2018): “Partial identification of the average treatment effect using instrumental variables: Review of methods for binary instruments, treatments, and outcomes,” *Journal of the American Statistical Association*, 113, 933–947.

TORGOVITSKY, A. (2018): “Partial identification by extending subdistributions,” *Quantitative Economics (forthcoming)*.

VAN KIPPERSLUIJ, H. AND C. A. RIETVELD (2017): “Pleiotropy-robust Mendelian randomization,” *International Journal of Epidemiology*.

——— (2018): “Beyond plausibly exogenous,” *The Econometrics Journal*.

A Additional Discussion

A.1 An Alternative Definition of the Falsification Point

In this section we discuss an alternative method of defining the falsification point or frontier. This alternative approach is motivated by the analysis in appendix A of Machado et al. (2018). For concreteness, we focus on the binary outcome heterogeneous treatment effects model of section 4.1. Let

$$\mathcal{Q} = \{F_{Y_1, Y_0, X, Z} : \text{This distribution is consistent with the observed data } F_{Y, X, Z}\}.$$

That is, $Q \in \mathcal{Q}$ if and only if $Q_{X, Z} = F_{X, Z}$ and

$$Q_{Y_x | X, Z}(\cdot | x, \cdot) = F_{Y | X, Z}(\cdot | x, \cdot)$$

for each $x \in \{0, 1\}$, so that equation (8) holds. For each $Q \in \mathcal{Q}$, define

$$c_x(Q) = \sup_{y \in \{0, 1\}} |\mathbb{P}_Q(Z = 1 | Y_x = y) - \mathbb{P}_Q(Z = 1)|$$

Then compute

$$c_x^* = \inf_{Q \in \mathcal{Q}} c_x(Q).$$

Proposition 7. Consider the model of section 4.1. The falsification point is $c^* = \max\{c_0^*, c_1^*\}$.

In sections 3 and 4, we obtain falsification frontiers by characterizing identified sets under a given relaxation of the assumptions, and then checking when they are empty. A benefit of this approach is that we can present identified sets for values of the sensitivity parameters on or beyond the falsification frontier. The approach discussed in the present section provides the falsification point but does not characterize identified sets for values $c \geq c^*$.

Proof of proposition 7. Let $c \geq c^*$. Then, $c \geq c_x^*$ for $x \in \{0, 1\}$. Thus, by definition of c_x^* , there exists a distribution $Q^x \in \mathcal{Q}$ under which Z is c -dependent with Y_x , for each $x \in \{0, 1\}$. Define $Q_{Y_1, Y_0, X, Z}$ as follows. $Q_{X, Z} = F_{X, Z}$. Next, define

$$Q_{Y_1, Y_0 | X, Z} = Q_{Y_1 | X, Z}^1 \cdot Q_{Y_0 | X, Z}^0.$$

Then (a) $Q \in \mathcal{Q}$, so that it is consistent with the data, and (b) under Q , Z is c -dependent with Y_x for each $x \in \{0, 1\}$. Thus the model under partial exogeneity with c -dependence is not falsified.

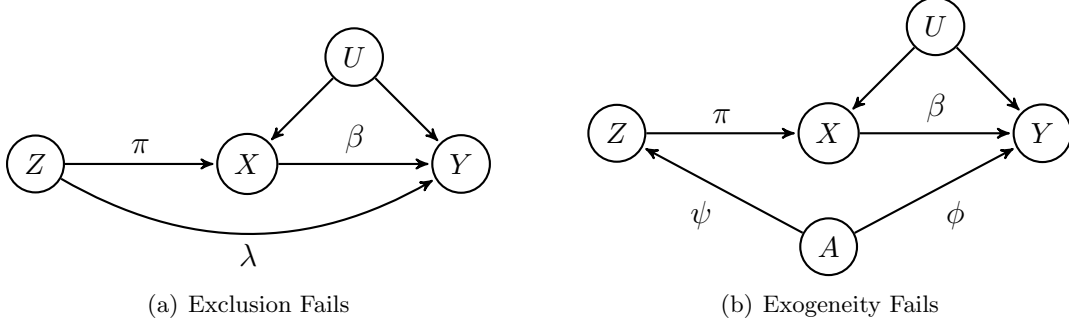


Figure 6: Two ways for the standard instrumental variable assumptions to fail.

Next suppose $c < c^*$. Then $c_x(Q) > c$ for all $Q \in \mathcal{Q}$. That is, all distributions of the unobservables that are consistent with the data have

$$\sup_{y \in \{0,1\}} |\mathbb{P}_Q(Z = 1 | Y_x = y) - \mathbb{P}_Q(Z = 1)| > c$$

for each $x \in \{0,1\}$, and so cannot satisfy c -dependence. Thus the model under partial exogeneity with c -dependence is falsified. \square

A.2 Technical Equivalence of Exclusion and Exogeneity in Linear Models

In section 3 we explicitly modeled relaxations of the instrument exclusion restriction, holding instrument exogeneity fixed. In this section we show that the same formal results can be used to relax exogeneity alone or to relax exogeneity and exclusion simultaneously. This analysis is essentially a variation of Small (2007).

Let A and U denote unobserved random variables. Suppose the true model for potential outcomes is

$$Y(x, z, a) = x'\beta + z'\lambda + \phi a + U.$$

Thus observed outcomes are

$$\begin{aligned} Y &= Y(X, Z, A) \\ &= X'\beta + Z'\lambda + (\phi A + U). \end{aligned}$$

This equation allows for violations of exclusion if λ is nonzero. It also allows for violations of exogeneity if A and Z are correlated. Figure A.2 shows these two kinds of failures. Let ψ be the coefficients on Z in a linear projection of A onto Z and \tilde{U} the projection residual. Thus

$$A = Z'\psi + \tilde{U}$$

where $\text{cov}(Z_\ell, \tilde{U}) = 0$ by construction. Then

$$\begin{aligned} Y &= X'\beta + Z'\lambda + \phi A + U \\ &= X'\beta + Z'\lambda + \phi(Z'\psi + \tilde{U}) + U \\ &= X'\beta + Z'(\lambda + \phi\psi) + (\tilde{U} + U) \\ &\equiv X'\beta + Z'\gamma + V. \end{aligned}$$

In the last line we defined

$$\gamma = \lambda + \phi\psi$$

and $V = \tilde{U} + U$. For all $\ell \in \{1, \dots, L\}$, we have $\text{cov}(Z_\ell, V) = 0$ since $\text{cov}(Z_\ell, U) = 0$ by A3 and $\text{cov}(Z_\ell, \tilde{U}) = 0$ by construction.

Thus the formal results in section 3 apply to relaxations of exogeneity as well. The key difference is that the *interpretation* of the coefficient on Z changes depending on whether we are interested in exclusion or exogeneity failure. For example, suppose $\lambda = 0$ so that we are only worried about exogeneity failures. Then the interpretation of γ depends on the size of the causal effect of ϕ and the relationship between Z and A . This is the case that Small (2007) focuses on. To aid interpretation of these parameters, he adapts the ideas of Imbens (2003) to phrase constraints on ϕ and $\|\psi\|$ in terms of R^2 measures.

A.3 Alternative Responses to Falsification

In this paper we provided four constructive responses to refutation of a baseline model. In this section, we briefly discuss three alternative responses from the literature.

1. *Present the no assumption bounds.* This response is nested as a special case of our analysis. Specifically, in the heterogeneous treatment effects model, the no assumption bounds are obtained by allowing c_ℓ to be sufficiently large for all $\ell \in \{1, \dots, L\}$. In the homogeneous treatment effects model, the no assumption bounds are $(-\infty, \infty)$, which is obtained as $\delta_\ell \rightarrow \infty$ for all $\ell \in \{1, \dots, L\}$.
2. *Present identified sets under alternative, discrete relaxations of the baseline assumptions.* For example, one could use the analysis of Manski and Pepper (2000, 2009) or Nevo and Rosen (2012). Even these relaxations are falsifiable, however. When these weaker assumption are falsified, researchers again face the question of what to do. Our identification assumptions are not nested with these alternative relaxations. Hence they are complementary and can be used together with these previous results.
3. *Focus on a non-falsified subgroup.* We discuss this point formally in section A.4, so here we give an informal explanation. Suppose a vector of covariates W is observed. Then the model may be refuted conditional on some values $w \in \text{supp}(W)$ but not conditional on other values. So one could present results for those subgroups where the model is not refuted. This is reasonable under either of two assumptions:
 - (a) You assume treatment effects do not depend on covariates. Thus the subgroup effect equals the effect for the entire population.
 - (b) You are specifically interested in a certain subgroup, which happens to be one which does not refute the model, and you are not interested in other subgroups.

If, however, you care about other subgroups, or the entire population, and you want to allow for heterogeneous-on-observable covariates, then it is not sufficient to focus on non-falsified subgroups. In section A.4 we formally discuss how you can use our results to handle the subgroups where the model is refuted and then aggregate up to get identified sets for an overall treatment effect. That analysis focuses on the linear model of section 3, but a similar analysis can be done in the heterogeneous treatment effects model of section 4.

A.4 Including Covariates in the Linear Model and Subgroup Analysis

In this section we discuss how to include additional covariates in the analysis of section 3. We consider two approaches: In the first approach we include covariates linearly. In the second approach we condition nonparametrically on the covariates. Finally, we discuss how to use our results in combination with the subgroup analysis approach discussed in section A.3.

Linear Controls

Generalize equation (1) as follows:

$$Y = X'\beta + Z'\gamma + W'\alpha + U \quad (1')$$

where $W \in \mathbb{R}^{\dim(W)}$ is a $\dim(W)$ -vector of additional covariates and α is a $\dim(W)$ -vector of unknown constant coefficients. In addition to assumptions A1–A3, we make two further assumptions:

1. The controls are exogenous: $\text{cov}(W, U) = 0$.
2. The vector $\tilde{Z} = (Z, W)$ has a nonsingular variance matrix.

In the framework considered in section 3, we can think of the vector W as a vector of instruments whose exclusion violation is not restricted at all. That is, we set $\delta_\ell = \infty$ for the elements of \tilde{Z} corresponding to the W covariates. Hence we do not place any constraints on the magnitude of α . It is nonetheless helpful to keep Z and W separate in the notation.

Under equation (1') and the exogenous controls assumption, we can obtain the identified set for β by simply applying the analysis of section 3, but with an initial step where the exogenous covariates are partialled out from instruments Z and endogenous regressors X . To see this, write

$$\begin{aligned} \text{cov}(Z, Y) &= \text{cov}(Z, X)\beta + \text{var}(Z)\gamma + \text{cov}(Z, W)\alpha \\ \text{cov}(W, Y) &= \text{cov}(W, X)\beta + \text{cov}(W, Z)\gamma + \text{var}(W)\alpha. \end{aligned}$$

Solve the second equation for α to get

$$\alpha = \text{var}(W)^{-1} \text{cov}(W, Y) - \text{var}(W)^{-1} \text{cov}(W, X)\beta - \text{var}(W)^{-1} \text{cov}(W, Z)\gamma.$$

Substitute this into the first equation to get

$$\begin{aligned} \text{cov}(Z - \text{cov}(Z, W) \text{var}(W)^{-1} W, Y) &= \text{cov}(Z - \text{cov}(Z, W) \text{var}(W)^{-1} W, X)\beta \\ &\quad + \text{var}(Z - \text{cov}(Z, W) \text{var}(W)^{-1} W)\gamma. \end{aligned}$$

By the assumption that \tilde{Z} has a nonsingular variance matrix, solve for γ to get

$$\begin{aligned} \gamma &= \text{var}(Z - \text{cov}(Z, W) \text{var}(W)^{-1} W)^{-1} \left(\text{cov}(Z - \text{cov}(Z, W) \text{var}(W)^{-1} W, Y) \right. \\ &\quad \left. - \text{cov}(Z - \text{cov}(Z, W) \text{var}(W)^{-1} W, X)\beta \right). \end{aligned}$$

Thus we can write the identified set for β as

$$\mathcal{B}(\delta) = \{b \in \mathbb{R}^K : -\delta \leq \tilde{\Psi} - \tilde{\Pi}\beta \leq \delta\}$$

where

$$\tilde{\Psi} = \text{var}(Z - \text{cov}(Z, W) \text{var}(W)^{-1} W)^{-1} \text{cov}(Z - \text{cov}(Z, W) \text{var}(W)^{-1} W, Y)$$

is the vector of population OLS coefficients on Z in a regression of Y on $(1, Z, W)$ and

$$\tilde{\Pi} = \text{var}(Z - \text{cov}(Z, W) \text{var}(W)^{-1}W)^{-1} \text{cov}(Z - \text{cov}(Z, W) \text{var}(W)^{-1}W, X)$$

is the vector of population OLS coefficients on Z in a regression of X on $(1, Z, W)$.

From this characterization of the identified set for β , we can adapt the proof of theorem 2 to see that the falsification adaptive set is

$$\bigcup_{\delta \in \text{FF}} \mathcal{B}(\delta) = \left[\min_{\ell=1, \dots, L} \frac{\tilde{\psi}_\ell}{\tilde{\pi}_\ell}, \max_{\ell=1, \dots, L} \frac{\tilde{\psi}_\ell}{\tilde{\pi}_\ell} \right]$$

where $\tilde{\psi}_\ell$ is the ℓ th component of $\tilde{\Psi}$ and $\tilde{\pi}_\ell$ is the ℓ th component of $\tilde{\Pi}$. Here we assume $\pi_\ell \neq 0$ for all $\ell \in \{1, \dots, L\}$. Moreover, as in lemma 1, $\tilde{\psi}_\ell/\tilde{\pi}_\ell$ equals the population 2SLS coefficient on X using Z_ℓ as the excluded instrument and $(Z_{-\ell}, W)$ as controls. Thus, under the above assumptions, the presence of these additional controls poses no additional technical challenges for estimation and inference since the falsification adaptive set can still be computed via standard linear 2SLS regressions.

Nonparametric Controls

Above we included controls linearly and assumed they were exogenous. An alternative approach is to condition on them nonparametrically. This allows the value of the covariates to affect the coefficients on X and Z , and also allows the controls to be endogenous. Thus we now generalize equation (1) as follows:

$$Y = X'\beta(W) + Z'\gamma(W) + U \quad (1'')$$

where W is a $\text{dim}(W)$ -vector of controls, and $\beta(\cdot)$ and $\gamma(\cdot)$ are unknown functions. We replace A1–A4 with their conditional-on- W versions:

A1*. $\text{cov}(Z, X \mid W = w)$ has rank K for almost all $w \in \text{supp}(W)$.

A2*. $\text{var}(Z \mid W = w)$ has full rank for almost all $w \in \text{supp}(W)$.

A3*. For all $\ell \in \{1, \dots, L\}$, $\text{cov}(Z_\ell, U \mid W = w) = 0$ for almost all $w \in \text{supp}(W)$.

A4*. For all $\ell \in \{1, \dots, L\}$, $\gamma_\ell(w) = 0$ for almost all $w \in \text{supp}(W)$.

We relax A4* by

A4**. There are known functions $\delta_\ell(w) \geq 0$ such that $|\gamma_\ell(w)| \leq \delta_\ell(w)$ for almost all $w \in \text{supp}(W)$, for all $\ell \in \{1, \dots, L\}$. Let $\delta(w) = (\delta_1(w), \dots, \delta_L(w))'$.

Write

$$\gamma(w) = \text{var}(Z \mid W = w)^{-1} (\text{cov}(Z, Y \mid W = w) - \text{cov}(Z, X \mid W = w)\beta(w))$$

for any $w \in \text{supp}(W)$.

By derivations similar to those in section 3, the identified set for $\beta(w)$ is

$$\begin{aligned} & \mathcal{B}(\delta(w) \mid w) \\ &= \{b \in \mathbb{R}^K : -\delta(w) \leq \text{var}(Z \mid W = w)^{-1} (\text{cov}(Z, Y \mid W = w) - \text{cov}(Z, X \mid W = w)b) \leq \delta(w)\} \end{aligned}$$

for any $w \in \text{supp}(W)$. For a given $\delta(\cdot)$, the model is refuted if $\mathcal{B}(\delta(w) \mid w)$ is empty for w 's in a set of positive probability.

Subgroup Analysis

Suppose that the baseline model discussed in section 3 is refuted. Or suppose the model with covariates based on equation (1') is refuted. As discussed in section A.3, one response is to switch to the nonparametric controls model based on equation (1''), and then find the set of conditioning covariates for which the model is not refuted. Specifically, define

$$\mathcal{W}(0) = \{w \in \text{supp}(W) : \mathcal{B}(0 \mid w) \neq \emptyset\}.$$

This set is point identified. If we impose A1*-A4* only for $w \in \mathcal{W}(0)$, then the model is not refuted. Thus one approach to salvaging the model is to focus on the subgroups $\mathcal{W}(0)$, and to report $\beta(w)$ for $w \in \mathcal{W}(0)$.

Alternatively, one could make specific assumptions to extrapolate from $\beta(w)$ for $w \in \mathcal{W}(0)$ to $\beta(w)$ for w in the complement $\mathcal{W}(0)^c$. For example, suppose $\beta(w)$ is observed to be constant across $w \in \mathcal{W}(0)$. Then one could assume that it is also constant across $w \in \mathcal{W}(0)^c$, and that this constant value is the same as the observed constant value across $w \in \mathcal{W}(0)$.

Suppose, however, that we want to allow for $\beta(w)$ to vary over w , and that we are interested in the entire population, not just the subgroups in $\mathcal{W}(0)$. In this case, a natural parameter is the mean coefficient, $\mathbb{E}[\beta(W)]$. We can construct the falsification adaptive set for this parameter as follows. For simplicity, suppose $K = 1$. We have

$$\begin{aligned} \mathbb{E}[\beta(W)] &= \int_{w \in \text{supp}(W)} \beta(w) dF_W(w) \\ &= \int_{w \in \mathcal{W}(0)} \beta(w) dF_W(w) + \int_{w \notin \mathcal{W}(0)} \beta(w) dF_W(w). \end{aligned}$$

The first term is point identified. For the second term, we can construct the falsification adaptive set for $\beta(w)$ for each $w \in \mathcal{W}(0)$ by applying the results of section 3. Denote these bounds by $[L(w), U(w)]$. Then the falsification adaptive set for $\mathbb{E}[\beta(W)]$ is $[L, U]$ where

$$L = \int_{w \in \mathcal{W}(0)} \beta(w) dF_W(w) + \int_{w \notin \mathcal{W}(0)} L(w) dF_W(w)$$

and

$$U = \int_{w \in \mathcal{W}(0)} \beta(w) dF_W(w) + \int_{w \notin \mathcal{W}(0)} U(w) dF_W(w).$$

Keep in mind that this falsification adaptive set relaxes exclusion by using values $\delta_\ell(w)$ that vary across w . In particular, $\delta_\ell(w) = 0$ for all $w \in \mathcal{W}(0)$. If we require $\delta_\ell(w) = \delta_\ell$ to be constant across w , then the falsification adaptive set will be weakly larger.

A.5 Calibrating δ by Comparing it to the Reduced Form

In this section we discuss the problem with a commonly used approach to calibrating δ . Consider the single endogenous variable and single instrument case. Thus the outcome equation (1) is

$$Y = \beta X + \gamma Z + U.$$

Let

$$\beta^{2\text{SLS}} = \frac{\text{cov}(Y, Z)}{\text{cov}(X, Z)}$$

denote the 2SLS estimand. From corollary 1 the identified set for β under the partial exclusion assumption $|\gamma| \leq \delta$ is

$$\mathcal{B}(\delta) = \left[\beta^{2\text{SLS}} - \frac{\delta}{|\pi|}, \beta^{2\text{SLS}} + \frac{\delta}{|\pi|} \right]$$

where $\pi = \text{cov}(X, Z)/\text{var}(Z)$ is the first stage regression coefficient. Suppose without loss of generality that $\beta^{2\text{SLS}} > 0$. Suppose we are interested in the conclusion that the treatment effect is nonnegative, $\beta \geq 0$. The breakdown point for this conclusion is the largest value of δ such that $\mathcal{B}(\delta) \subseteq [0, \infty)$. That is, it is the largest relaxation such that the identified set does not contain any negative values. We can solve analytically for the breakdown point by setting the lower bound of the identified set equal to zero,

$$\beta^{2\text{SLS}} - \frac{\delta}{|\pi|} = 0,$$

and solving for δ . This yields

$$\begin{aligned} \delta^{\text{breakdown}} &= |\pi| \beta^{2\text{SLS}} \\ &= \left| \frac{\text{cov}(Y, Z)}{\text{var}(Z)} \right|. \end{aligned}$$

That is, the breakdown point equals the magnitude of the reduced form coefficient on the instrument. This result is intuitive: If the true treatment effect β is zero, then any nonzero value of the reduced form coefficient must fully reflect the direct causal effect of the instrument on outcomes, γ .

Given this background, we next explain a common approach to calibrating δ . In finite samples, one can construct a $100(1 - \alpha)\%$ -confidence set for $\mathcal{B}(\delta)$ as discussed in Conley et al. (2012), for $\alpha \in (0, 1)$. Let $[L_n(\delta), U_n(\delta)]$ denote this confidence set, as a function of δ and the sample size n . Researchers can then solve

$$L_n(\delta) = 0$$

for $\hat{\delta}$. This is the largest value of δ such that the confidence interval does not contain any negative values. Researchers then compute and report the ratio

$$\hat{R} = \frac{\hat{\delta}}{\left| \frac{\widehat{\text{cov}}(Y, Z)}{\widehat{\text{var}}(Z)} \right|}.$$

That is, they scale $\hat{\delta}$ by the estimated reduced form coefficient on Z . This proportion is then reported as a measure of robustness. Specifically, if \hat{R} is large, then the baseline 2SLS estimate is deemed robust.

The problem with this approach is that $\hat{R} \xrightarrow{p} 1$ as sample size n converges to infinity. This follows since $\hat{\delta} \xrightarrow{p} \delta^{\text{breakdown}}$. This approach to calibrating δ is thus guaranteed to deliver a robust result by construction! Keep in mind that this is true regardless of the fixed value of α used to construct the confidence set.

Analyses like that in Conley et al. (2012) or our paper necessarily rely on sensitivity parameters which are not identified from the data at hand. Alternative assumptions or auxiliary datasets are required to provide a sound way of calibrating the magnitudes of these parameters. We discussed

several of these approaches on page 22.

A.6 Further Remarks on Interpreting Non-Falsified Models

In this section we elaborate on the discussion in section 2.2. We only consider the linear instrumental variable model of section 3 with one endogenous variable and two instruments. Newey (1985) analyzes the problem in a much broader class of moment equality models.

With just two instruments, the outcome equation is

$$Y = \alpha + \beta X + \gamma_1 Z_1 + \gamma_2 Z_2 + U. \quad (16)$$

Here we include a constant intercept α , unlike in section 3. So we also impose the normalization $\mathbb{E}(U) = 0$. This normalization combined with the exogeneity assumption A3 gives us the following three moment conditions:

$$\begin{aligned} \mathbb{E}[U] &= 0 \\ \mathbb{E}[Z_1 U] &= 0 \\ \mathbb{E}[Z_2 U] &= 0. \end{aligned}$$

We can use these moments to define a GMM objective function

$$Q(b) = m(b)' W m(b)$$

where W is a symmetric positive definite weighting matrix, $m(b) = (m_1(b), m_2(b))'$, and

$$m_\ell(b) = \text{cov}(Z_\ell, Y) - b \text{cov}(Z_\ell, X).$$

for $\ell \in \{1, 2\}$. This leads to the following standard result.

Proposition 8. Consider the outcome equation (16). Suppose $\mathbb{E}(U) = 0$. Suppose A1, A3, and A4 hold; that is, suppose the baseline model is true. Then Q is uniquely minimized at β . Moreover, $Q(\beta) = 0$.

This result immediately provides a way of checking whether the model is falsified. Let

$$Q^* = \min_{b \in \mathbb{R}} Q(b).$$

Corollary 6. Suppose $Q^* > 0$. Then the model is false.

As we discussed in section 2.2, however, the inverse statement is *not* true. That is, observing $Q^* = 0$ does not imply the model is true. It merely implies that there exist values of the unobservables that are consistent with the assumptions and the data. But, as is well known, there *also* exist values of the unobservables that are consistent with the data but which are *not* consistent with the assumptions. To see this, we will study the value of Q^* as the true coefficients (γ_1, γ_2) on the instruments vary. For simplicity, suppose we use the identity weight matrix. Then

$$Q(b) = (\text{cov}(Z_1, Y) - b \text{cov}(Z_1, X))^2 + (\text{cov}(Z_2, Y) - b \text{cov}(Z_2, X))^2. \quad (17)$$

Proposition 9. Suppose the true model is given by (16) with coefficients $(\beta, \gamma_1, \gamma_2)$. That is, the exclusion restriction does not necessarily hold. Suppose A1 and A3 hold. Then the value of Q

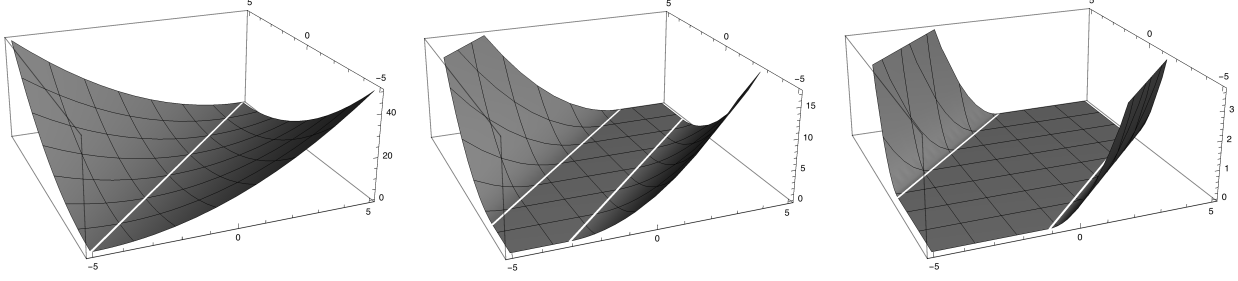


Figure 7: Plots of $Q_{\text{MT}}^*(\gamma_1, \gamma_2, \delta)$ as functions of (γ_1, γ_2) for three different values of δ . Left: The baseline case, $\delta_1 = \delta_2 = 0$. Middle: A relaxed model with $\delta_1 = \delta_2 = 1$. Right: A relaxed model with $\delta_1 = \delta_2 = 2$. All three plots set $\text{var}(Z_1) = \text{var}(Z_2) = 1$, $\text{cov}(Z_1, Z_2) = 0$, and $\text{cov}(Z_1, X) = \text{cov}(Z_2, X) = 0.5$.

evaluated at its optimizer is

$$Q^*(\beta, \gamma_1, \gamma_2) = (1 - \omega)^2 f(\gamma_1, \gamma_2)^2 + \omega^2 \frac{\text{cov}(Z_2, X)}{\text{cov}(Z_1, X)} f(\gamma_1, \gamma_2)^2$$

where

$$f(\gamma_1, \gamma_2) = \gamma_1 \left[\text{var}(Z_1) - \text{cov}(Z_1, Z_2) \frac{\text{cov}(Z_1, X)}{\text{cov}(Z_2, X)} \right] + \gamma_2 \left[\text{cov}(Z_1, Z_2) - \text{var}(Z_2) \frac{\text{cov}(Z_1, X)}{\text{cov}(Z_2, X)} \right]$$

and

$$\omega = \frac{\text{cov}(X, Z_1)^2}{\text{cov}(X, Z_1)^2 + \text{cov}(X, Z_2)^2}.$$

Notice that Q^* does not actually depend on the value of β . Hence we denote this function by $Q^*(\gamma_1, \gamma_2)$ from here on. The left plot in figure 7 shows an example of $Q^*(\gamma_1, \gamma_2)$.⁶ From this proposition, we see that $Q^*(\gamma_1, \gamma_2) = 0$ if and only if $f(\gamma_1, \gamma_2) = 0$. This equation defines a line in \mathbb{R}^2 . Thus the model is not refuted if and only if (γ_1, γ_2) falls on this line. Only one of these points—the origin—corresponds to the baseline model. All other points on this line are false models which are observationally equivalent to a set of structural parameters which satisfy the model assumptions.

Next we consider the relaxed model which replaces exclusion A4 with partial exclusion A4'. Following Manski and Tamer (2002) and Chernozhukov, Hong, and Tamer (2007), we can again characterize falsification of the model in terms of a certain objective function. Under partial exclusion, theorem 1 shows that the identified set $\mathcal{B}(\delta)$ is characterized by four moment inequalities:

$$\begin{aligned} (\psi_\ell - \pi_\ell \beta) + \delta_\ell &\geq 0 \\ -(\psi_\ell - \pi_\ell \beta) + \delta_\ell &\geq 0 \end{aligned}$$

for $\ell \in \{1, 2\}$. Recall that ψ and π were defined on page 17. Define

$$Q_{\text{MT}}(b, \delta) = \sum_{\ell=1}^2 \left(\max \{ -[(\psi_\ell - \pi_\ell b) + \delta_\ell], 0 \}^2 + \max \{ -[-(\psi_\ell - \pi_\ell b) + \delta_\ell], 0 \}^2 \right).$$

⁶ $Q_{\text{MT}}^*(\gamma_1, \gamma_2, 0)$ equals the GMM objective function with weight matrix $W = \text{diag}(1/\text{var}(Z_1)^2, 1/\text{var}(Z_2)^2)$ rather than the identity. Here, however, we set $\text{var}(Z_1) = \text{var}(Z_2) = 1$, so that this weight matrix does equal the identity. Hence for this distribution of Z we have $Q^*(\gamma_1, \gamma_2) = Q_{\text{MT}}^*(\gamma_1, \gamma_2, 0)$.

Then $Q_{\text{MT}}(b, \delta) = 0$ if and only if $b \in \mathcal{B}(\delta)$. This objective function generalizes equation (17). Recall the notation $B_\ell(\delta) = [\underline{b}_\ell(\delta), \bar{b}_\ell(\delta)]$ from equation (4). The following proposition characterizes this objective function at its minimal value.

Proposition 10. Let $Q_{\text{MT}}^*(\delta) = \min_{b \in \mathbb{R}} Q_{\text{MT}}(b, \delta)$. Then

$$Q_{\text{MT}}^*(\delta) = \begin{cases} 0 & \text{if } \max\{\underline{b}_1(\delta), \underline{b}_2(\delta)\} \leq \min\{\bar{b}_1(\delta), \bar{b}_2(\delta)\} \\ \frac{1}{2}(\underline{b}_2(\delta) - \bar{b}_1(\delta))^2 & \text{if } \bar{b}_1(\delta) < \underline{b}_2(\delta) \\ \frac{1}{2}(\underline{b}_1(\delta) - \bar{b}_2(\delta))^2 & \text{if } \bar{b}_2(\delta) < \underline{b}_1(\delta). \end{cases}$$

The identified set $\mathcal{B}(\delta)$ is the intersection of two intervals, $B_1(\delta)$ and $B_2(\delta)$. When these two intervals overlap, the model is not refuted and $Q_{\text{MT}}^*(\delta) = 0$. This is the first case. When the intervals do not overlap, $Q_{\text{MT}}^*(\delta)$ is strictly positive. The second case above occurs when $B_1(\delta)$ is completely below $B_2(\delta)$. The third case above is the reverse. That is, if $Q_{\text{MT}}^*(\delta) > 0$, then the model is false.

As in proposition 9 above, we can view $Q_{\text{MT}}^*(\delta)$ as a function of the true underlying parameters (γ_1, γ_2) . We give the derivations on page 58.

The middle and right plots in figure 7 show two examples of $Q_{\text{MT}}^*(\gamma_1, \gamma_2, \delta)$, for two different values of δ . Like the baseline case, $(\delta_1, \delta_2) = (0, 0)$, there is a set of values (γ_1, γ_2) where the objective function is zero. This set contains the values in the square $[-\delta_1, \delta_1] \times [-\delta_2, \delta_2]$ which are consistent with partial exclusion A4'. But this set also contains values outside of this square. Each of these values is a false model which is observationally equivalent to a set of structural parameters which satisfy the model assumptions. As the components of δ increase, this set of (γ_1, γ_2) values such that $Q_{\text{MT}}^*(\gamma_1, \gamma_2, \delta) = 0$ grows.

Finally, we relate these results to the falsification frontier. In figure 7, as we vary (γ_1, γ_2) in the domain, the distribution of the observed data changes. This follows since $\text{cov}(Z_1, Y)$ and $\text{cov}(Z_2, Y)$ change when (γ_1, γ_2) change while holding all else fixed. In our analysis in sections 2, 3, and 4, we fix a single distribution of the observed data (Y, X, Z_1, Z_2) . We then check whether the model is falsified by that distribution. For example, we check whether the objective function in equation (17) is zero at its optimizer. Suppose it is not. Then the model is falsified. This means that, in the left plot of figure 7, we observed a distribution of (Y, X, Z_1, Z_2) off the diagonal defined by $f(\gamma_1, \gamma_2) = 0$. As we increase the components of δ , the value function Q_{MT}^* will flatten, until eventually we have $Q_{\text{MT}}^*(\delta) = 0$. The smallest set of δ 's at which this happens is what we call the falsification frontier.

The Identified Set for (β, γ)

An alternative way to view these arguments is to study the identified set for (β, γ) when no constraints on the values of γ are imposed. Specifically, we have the following result.

Proposition 11. Suppose A1, A2, and A3 hold. Suppose $K = 1$. Then

$$\Gamma = \{\gamma \in \mathbb{R}^L : \gamma = \psi - b\Pi \text{ for some } b \in \mathbb{R}\}$$

is the identified set for γ . Moreover, the identified set for (β, γ) is

$$\{(\beta, \gamma) \in \mathbb{R}^{1+L} : \psi - \beta\Pi = \gamma \text{ for some } \gamma \in \Gamma\}.$$

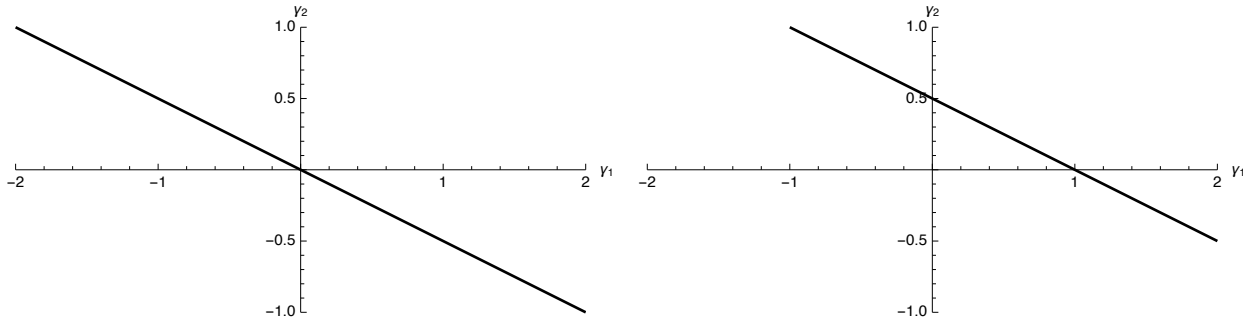


Figure 8: Example identified sets for (γ_1, γ_2) . Left: A distribution of (Y, X, Z_1, Z_2) which does not refute the baseline model. Right: A distribution of (Y, X, Z_1, Z_2) which does refute the baseline model.

Recall from page 17 that ψ is the vector of reduced form regression coefficients of Y on Z . Similarly, Π is the vector of first stage regression coefficients of X on Z . Proposition 11 is essentially a restatement of equation (8) in Small (2007).

The identified set Γ is never empty, which means that without any constraints on the direct causal effects of the instruments, the model is not refutable. With a single instrument ($L = 1$), the identified set Γ always contains 0. That is, the exclusion restriction $\gamma = 0$ is always consistent with the data and assumptions A1, A2, and A3. This is simply the well known result that the classical linear IV model with one instrument is not refutable.

With $L \geq 2$ instruments, however, the identified set Γ does not necessarily contain the origin. Thus the baseline model (the outcome equation (1) plus assumptions A1–A4) with two or more instruments is refutable: The baseline model is refuted if and only if the origin is not an element of the identified set Γ . Figure 8 shows two examples of the identified sets Γ , for the two instrument case. On the left, the baseline model is not refuted since the set Γ passes through the origin. On the right, the baseline model is refuted since the set Γ does not pass through the origin.

Importantly, even when the baseline model is not refuted, the identified set for γ always contains elements which are inconsistent with the exclusion restriction. This is the same point we discussed above, by analyzing the GMM objective function.

To relate this discussion to the falsification frontier, fix a distribution of the observed data (Y, X, Z) . We then check whether the baseline model is falsified by that distribution. For example, we check whether Γ contains the origin. Suppose it does not. Then the baseline model is falsified. We then compute the falsification frontier. While this set was given by proposition 2, it can alternatively be obtained as the set

$$\text{FF} = \left\{ \delta \in [0, \infty)^L : \left(\prod_{\ell=1}^L [-\delta_\ell, \delta_\ell] \right) \cap \Gamma \text{ is a singleton} \right\}.$$

Essentially, we consider boxes around the origin. We then find all boxes that have a singleton intersection with the line Γ .

At any point δ on the falsification frontier, the relaxed model (the outcome equation (1) plus assumptions A1–A3 and A4') is not refuted and there is a unique γ value consistent with the relaxed model assumptions. If we drop the partial exclusion assumption A4', however, there are infinitely many values of γ consistent with the remaining assumptions and the data—all the elements of the set Γ .

Proofs for section A.6

Proof of proposition 8. This result is standard, but we include the proof for completeness. Substituting the outcome equation (16) into our system of three moments and using exclusion yields the moments

$$\begin{aligned}\mathbb{E}[Y - \alpha - \beta X] &= 0 \\ \mathbb{E}[Z_1(Y - \alpha - \beta X)] &= 0 \\ \mathbb{E}[Z_2(Y - \alpha - \beta X)] &= 0.\end{aligned}$$

Next we profile out the intercept. Solving the first equation for α yields $\alpha = \mathbb{E}(Y) - \beta\mathbb{E}(X)$. Substituting this into the second two equations gives

$$\begin{aligned}\mathbb{E}[Z_1(Y - \mathbb{E}(Y) + \beta\mathbb{E}(X) - \beta X)] &= 0 \\ \mathbb{E}[Z_2(Y - \mathbb{E}(Y) + \beta\mathbb{E}(X) - \beta X)] &= 0.\end{aligned}$$

We can rewrite this system as

$$\begin{aligned}\text{cov}(Z_1, Y) - \beta \text{cov}(Z_1, X) &= 0 \\ \text{cov}(Z_2, Y) - \beta \text{cov}(Z_2, X) &= 0.\end{aligned}$$

This is a system of two moment equalities with one unknown, β . The left hand side is the vector $m(\beta)$. This explains the definition of Q and shows that $Q(\beta) = 0$. The fact that Q is uniquely minimized at β follows by the relevance assumption A1 and since the moments are linear in β . \square

Proof of corollary 6. This is simply the contrapositive of proposition 8. For concreteness, however, notice that the model is falsified if and only if both instruments are relevant, so that $\text{cov}(Z_\ell, X) \neq 0$ for $\ell \in \{1, 2\}$, and

$$\frac{\text{cov}(Z_1, Y)}{\text{cov}(Z_1, X)} \neq \frac{\text{cov}(Z_2, Y)}{\text{cov}(Z_2, X)}.$$

This happens when there does not exist a solution to the population moment equations. \square

Proof of proposition 9. Solving the first order conditions for minimizing Q yields

$$\begin{aligned}b^* &= \frac{\text{cov}(Z_1, Y) \text{cov}(Z_1, X) + \text{cov}(Z_2, Y) \text{cov}(Z_2, X)}{\text{cov}(Z_1, X)^2 + \text{cov}(Z_2, X)^2} \\ &= \frac{\text{cov}(Y, Z_1)}{\text{cov}(X, Z_1)} \frac{\text{cov}(X, Z_1)^2}{\text{cov}(X, Z_1)^2 + \text{cov}(X, Z_2)^2} + \frac{\text{cov}(Y, Z_2)}{\text{cov}(X, Z_2)} \frac{\text{cov}(X, Z_2)^2}{\text{cov}(X, Z_1)^2 + \text{cov}(X, Z_2)^2} \\ &\equiv \beta_{Z_1}^{2\text{SLS}} \omega + \beta_{Z_2}^{2\text{SLS}} (1 - \omega)\end{aligned}$$

where $\omega \in [0, 1]$. That is, the optimizer is a convex combination of the two individual 2SLS

estimands. Thus the value function is

$$\begin{aligned}
Q^* &= Q(b^*) \\
&= (\text{cov}(Z_1, Y) - b^* \text{cov}(Z_1, X))^2 + (\text{cov}(Z_2, Y) - b^* \text{cov}(Z_2, X))^2 \\
&= (\text{cov}(Z_1, Y) - [\beta_{Z_1}^{2\text{SLS}}\omega + \beta_{Z_2}^{2\text{SLS}}(1 - \omega)] \text{cov}(Z_1, X))^2 \\
&\quad + (\text{cov}(Z_2, Y) - [\beta_{Z_1}^{2\text{SLS}}\omega + \beta_{Z_2}^{2\text{SLS}}(1 - \omega)] \text{cov}(Z_2, X))^2 \\
&= (\text{cov}(Z_1, Y) - \text{cov}(Z_1, Y)\omega - (1 - \omega)\beta_{Z_2}^{2\text{SLS}} \text{cov}(Z_1, X))^2 \\
&\quad + (\text{cov}(Z_2, Y) - (1 - \omega) \text{cov}(Z_2, Y) - \omega\beta_{Z_1}^{2\text{SLS}} \text{cov}(Z_2, X))^2 \\
&= (1 - \omega)^2 (\text{cov}(Z_1, Y) - \text{cov}(Z_1, X)\beta_{Z_2}^{2\text{SLS}})^2 + \omega^2 (\text{cov}(Z_2, Y) - \text{cov}(Z_2, X)\beta_{Z_1}^{2\text{SLS}})^2 \\
&= (1 - \omega)^2 \left(\text{cov}(Z_1, Y) - \text{cov}(Z_2, Y) \frac{\text{cov}(Z_1, X)}{\text{cov}(Z_2, X)} \right)^2 \\
&\quad + \omega^2 \left(\text{cov}(Z_2, Y) - \text{cov}(Z_1, Y) \frac{\text{cov}(Z_2, X)}{\text{cov}(Z_1, X)} \right)^2.
\end{aligned}$$

To understand how this value function changes as the underlying dgp changes, we substitute the outcome equation (16) for Y . Since Y only enters via its covariance with Z_ℓ , this yields

$$\begin{aligned}
\text{cov}(Z_\ell, Y) &= \text{cov}(Z_\ell, \alpha + \beta X + \gamma_1 Z_1 + \gamma_2 Z_2 + U) \\
&= \beta \text{cov}(Z_\ell, X) + \sum_{j \in \{1,2\}} \gamma_j \text{cov}(Z_\ell, Z_j).
\end{aligned}$$

Thus

$$\begin{aligned}
Q^*(\beta, \gamma_1, \gamma_2) &= (1 - \omega)^2 \left(\beta \text{cov}(Z_1, X) + \gamma_1 \text{var}(Z_1) + \gamma_2 \text{cov}(Z_1, Z_2) \right. \\
&\quad \left. - [\beta \text{cov}(Z_2, X) + \gamma_1 \text{cov}(Z_1, Z_2) + \gamma_2 \text{var}(Z_2)] \frac{\text{cov}(Z_1, X)}{\text{cov}(Z_2, X)} \right)^2 \\
&\quad + \omega^2 \left(\beta \text{cov}(Z_2, X) + \gamma_1 \text{cov}(Z_1, Z_2) + \gamma_2 \text{var}(Z_2) \right. \\
&\quad \left. - [\beta \text{cov}(Z_1, X) + \gamma_1 \text{var}(Z_1) + \gamma_2 \text{cov}(Z_1, Z_2)] \frac{\text{cov}(Z_2, X)}{\text{cov}(Z_1, X)} \right)^2 \\
&= (1 - \omega)^2 \left(\gamma_1 \left[\text{var}(Z_1) - \text{cov}(Z_1, Z_2) \frac{\text{cov}(Z_1, X)}{\text{cov}(Z_2, X)} \right] + \gamma_2 \left[\text{cov}(Z_1, Z_2) - \text{var}(Z_2) \frac{\text{cov}(Z_1, X)}{\text{cov}(Z_2, X)} \right] \right)^2 \\
&\quad + \omega^2 \left(\gamma_1 \left[\text{cov}(Z_1, Z_2) - \text{var}(Z_1) \frac{\text{cov}(Z_2, X)}{\text{cov}(Z_1, X)} \right] + \gamma_2 \left[\text{var}(Z_2) - \text{cov}(Z_1, Z_2) \frac{\text{cov}(Z_2, X)}{\text{cov}(Z_1, X)} \right] \right)^2 \\
&= (1 - \omega)^2 \left(\gamma_1 \left[\text{var}(Z_1) - \text{cov}(Z_1, Z_2) \frac{\text{cov}(Z_1, X)}{\text{cov}(Z_2, X)} \right] + \gamma_2 \left[\text{cov}(Z_1, Z_2) - \text{var}(Z_2) \frac{\text{cov}(Z_1, X)}{\text{cov}(Z_2, X)} \right] \right)^2 \\
&\quad + \omega^2 \frac{\text{cov}(Z_2, X)}{\text{cov}(Z_1, X)} \left(\gamma_1 \left[\text{var}(Z_1) - \text{cov}(Z_1, Z_2) \frac{\text{cov}(Z_1, X)}{\text{cov}(Z_2, X)} \right] + \gamma_2 \left[\text{cov}(Z_1, Z_2) - \text{var}(Z_2) \frac{\text{cov}(Z_1, X)}{\text{cov}(Z_2, X)} \right] \right)^2.
\end{aligned}$$

□

Proof of proposition 10. When the model is not refuted, $Q_{\text{MT}}(b, \delta) = 0$ by definition. This gives us the first case in the definition of $Q_{\text{MT}}^*(\delta)$. So suppose the model is refuted. Then the intervals $[\underline{b}_1(\delta), \bar{b}_1(\delta)]$ and $[\underline{b}_2(\delta), \bar{b}_2(\delta)]$ do not intersect. Hence one of them lies strictly to the left of the other. Suppose that

$$[L_1, U_1] \equiv [\underline{b}_1(\delta), \bar{b}_1(\delta)]$$

lies to the left of

$$[L_2, U_2] \equiv [\underline{b}_2(\delta), \bar{b}_2(\delta)],$$

meaning that $U_1 < L_2$. First we show that $Q_{\text{MT}}(b, \delta)$ is uniquely minimized at the midpoint between U_1 and L_2 ,

$$b^* = \frac{U_1 + L_2}{2}.$$

First note that any value b outside of $[L_1, U_2]$ can never be a minimizer. Furthermore, b^* must lie inside $[U_1, L_2]$. For b 's in this range, the objective function is

$$\begin{aligned} Q_{\text{MT}}(b, \delta) &= \max\{b - U_1, 0\}^2 + \max\{-(b - L_2), 0\}^2 \\ &= (b - U_1)^2 + (b - L_2)^2. \end{aligned}$$

The FOC is

$$2(b - U_1)(-1) + 2(b - L_2)(-1) = 0.$$

Solve for b to get the midpoint. This essentially follows since our objective function gives equal weight to violations of each of the two inequalities. Next, to obtain the value of the objective function at the optimizer, simply plug b^* back in to get

$$\begin{aligned} Q_{\text{MT}}(b^*) &= \left(\frac{U_1 + L_2}{2} - U_1\right)^2 + \left(\frac{U_1 + L_2}{2} - L_2\right)^2 \\ &= \frac{(L_2 - U_1)^2}{4} + \frac{(U_1 - L_2)^2}{4} \\ &= \frac{1}{2}(U_1 - L_2)^2. \end{aligned}$$

This gives us the second case in the definition of $Q_{\text{MT}}^*(\delta)$. The third case occurs when the interval $[\underline{b}_2(\delta), \bar{b}_2(\delta)]$ lies to the left of $[\underline{b}_1(\delta), \bar{b}_1(\delta)]$. The result follows by following the derivations of the second case, but reversing the role of the two intervals. □

Derivation of $Q_{\text{MT}}^(\gamma_1, \gamma_2, \delta)$.* First substitute the definitions of the bounds $\underline{b}_\ell(\delta)$ and $\bar{b}_\ell(\delta)$ into the expression for Q_{MT}^* . This yields $Q_{\text{MT}}^* = 0$ if

$$\max \left\{ \frac{\psi_1}{\pi_1} - \frac{\delta_1}{|\pi_1|}, \frac{\psi_2}{\pi_2} - \frac{\delta_2}{|\pi_2|} \right\} \leq \min \left\{ \frac{\psi_1}{\pi_1} + \frac{\delta_1}{|\pi_1|}, \frac{\psi_2}{\pi_2} + \frac{\delta_2}{|\pi_2|} \right\}$$

and

$$Q_{\text{MT}}^* = \begin{cases} \frac{1}{2} \left[\left(\frac{\psi_2}{\pi_2} - \frac{\delta_2}{|\pi_2|} \right) - \left(\frac{\psi_1}{\pi_1} + \frac{\delta_1}{|\pi_1|} \right) \right]^2 & \text{if } \left(\frac{\psi_2}{\pi_2} - \frac{\delta_2}{|\pi_2|} \right) > \left(\frac{\psi_1}{\pi_1} + \frac{\delta_1}{|\pi_1|} \right) \\ \frac{1}{2} \left[\left(\frac{\psi_1}{\pi_1} - \frac{\delta_1}{|\pi_1|} \right) - \left(\frac{\psi_2}{\pi_2} + \frac{\delta_2}{|\pi_2|} \right) \right]^2 & \text{if } \left(\frac{\psi_1}{\pi_1} - \frac{\delta_1}{|\pi_1|} \right) > \left(\frac{\psi_2}{\pi_2} + \frac{\delta_2}{|\pi_2|} \right). \end{cases}$$

Of all of these terms, only ψ_ℓ depends on $(\beta, \gamma_1, \gamma_2)$. Specifically,

$$\begin{aligned}\psi &= \text{var}(Z)^{-1} \text{cov}(Z, Y) \\ &= \begin{pmatrix} \text{var}(Z_1) & \text{cov}(Z_1, Z_2) \\ \text{cov}(Z_1, Z_2) & \text{var}(Z_2) \end{pmatrix}^{-1} \begin{pmatrix} \text{cov}(Z_1, Y) \\ \text{cov}(Z_2, Y) \end{pmatrix} \\ &= \frac{1}{\text{var}(Z_1) \text{var}(Z_2) - \text{cov}(Z_1, Z_2)^2} \begin{pmatrix} \text{var}(Z_2) & -\text{cov}(Z_1, Z_2) \\ -\text{cov}(Z_1, Z_2) & \text{var}(Z_1) \end{pmatrix} \begin{pmatrix} \text{cov}(Z_1, Y) \\ \text{cov}(Z_2, Y) \end{pmatrix}.\end{aligned}$$

So

$$\psi_1 = \frac{\text{cov}(Z_1, Y) \text{var}(Z_2) - \text{cov}(Z_2, Y) \text{cov}(Z_1, Z_2)}{\text{var}(Z_1) \text{var}(Z_2) - \text{cov}(Z_1, Z_2)^2}$$

and

$$\psi_2 = \frac{\text{cov}(Z_2, Y) \text{var}(Z_1) - \text{cov}(Z_1, Y) \text{cov}(Z_1, Z_2)}{\text{var}(Z_1) \text{var}(Z_2) - \text{cov}(Z_1, Z_2)^2}.$$

Now substitute

$$\text{cov}(Z_\ell, Y) = \beta^* \text{cov}(Z_\ell, X) + \sum_j \gamma_j^* \text{cov}(Z_\ell, Z_j)$$

to obtain the desired function $Q_{\text{MT}}^*(\beta, \gamma_1, \gamma_2, \delta)$. As in the baseline case, the value of β does not actually affect the value of this function. Hence we drop it from the notation. \square

Proof of proposition 11. This follows immediately from the proof of theorem 1. \square

B Proofs

Proofs for section 3

Proof of proposition 1. This result is well known, but we include a proof for completeness. Suppose equation (2) holds for all $m, \ell \in \{1, \dots, L\}$. We will construct a joint distribution (Y, X, Z, \tilde{U}) and a parameter $\tilde{\beta}$ consistent with the data and assumptions A1–A4.

By the relevance assumption A1, there exists an ℓ such that $\text{cov}(X, Z_\ell) \neq 0$. Let

$$\tilde{\beta} = \frac{\text{cov}(Y, Z_\ell)}{\text{cov}(X, Z_\ell)}.$$

Let $\tilde{U} = Y - X\tilde{\beta}$. For every $m \in \{1, \dots, L\}$,

$$\begin{aligned}\text{cov}(\tilde{U}, Z_m) &= \text{cov}(Y, Z_m) - \text{cov}(X, Z_m)\tilde{\beta} \\ &= \text{cov}(Y, Z_m) - \text{cov}(X, Z_m) \frac{\text{cov}(Y, Z_\ell)}{\text{cov}(X, Z_\ell)} \\ &= \frac{\text{cov}(Y, Z_m) \text{cov}(X, Z_\ell) - \text{cov}(Y, Z_\ell) \text{cov}(X, Z_m)}{\text{cov}(X, Z_\ell)} \\ &= 0.\end{aligned}$$

Thus A3 holds. A4 holds by definition of \tilde{U} . A2 holds automatically. Thus the model is not refuted.

Next suppose the model is not refuted. Then there exists a joint distribution of (Y, X, Z, U)

and a value β consistent with the model assumptions and the data. By A3 we have

$$\begin{aligned} 0 &= \text{cov}(U, Z_\ell) \\ &= \text{cov}(Y - \beta X, Z_\ell) \\ &= \text{cov}(Y, Z_\ell) - \beta \text{cov}(X, Z_\ell) \end{aligned}$$

for all $\ell \in \{1, \dots, L\}$. Suppose $\beta = 0$. Then $\text{cov}(Y, Z_\ell) = 0$ for all ℓ , and hence equation (2) holds for all $m, \ell \in \{1, \dots, L\}$.

Suppose $\beta \neq 0$. Suppose $\text{cov}(X, Z_\ell) = 0$. Then the above equation implies that we must have $\text{cov}(Y, Z_\ell) = 0$ as well. Hence equation (2) holds for this ℓ and any other $m \in \{1, \dots, L\}$.

Finally, consider any pair m and ℓ such that $\text{cov}(X, Z_m) \neq 0$ and $\text{cov}(X, Z_\ell) \neq 0$. Then the above equation implies

$$\frac{\text{cov}(Y, Z_\ell)}{\text{cov}(X, Z_\ell)} = \beta = \frac{\text{cov}(Y, Z_m)}{\text{cov}(X, Z_m)}.$$

Thus we have shown that equation (2) holds for all $m, \ell \in \{1, \dots, L\}$. \square

Proof of theorem 1. First we show that any value of β consistent with the model must lie in $\mathcal{B}(\delta)$. By the outcome equation (1) and the instrument exogeneity A3,

$$\begin{aligned} \text{cov}(Z, Y) &= \text{cov}(Z, X'\beta + Z'\gamma + U) \\ &= \text{cov}(Z, X)\beta + \text{var}(Z)\gamma. \end{aligned}$$

By A2,

$$\gamma = \text{var}(Z)^{-1}(\text{cov}(Z, Y) - \text{cov}(Z, X)\beta).$$

Since $-\delta \leq \gamma \leq \delta$ (component-wise) by A4', we have $\beta \in \mathcal{B}(\delta)$.

Next we show that $\mathcal{B}(\delta)$ is sharp. Let $b \in \mathcal{B}(\delta)$. Define

$$\gamma = \text{var}(Z)^{-1}(\text{cov}(Z, Y) - \text{cov}(Z, X)b).$$

Then γ satisfies A4' by definition of $\mathcal{B}(\delta)$. Next, define $\tilde{U} \equiv Y - X'b - Z'\gamma$. Then

$$\begin{aligned} \text{cov}(Z, \tilde{U}) &= \text{cov}(Z, Y - X'b - Z'\gamma) \\ &= \text{cov}(Z, Y - X'b - Z' \text{var}(Z)^{-1}(\text{cov}(Z, Y) - \text{cov}(Z, X)b)) \\ &= \text{cov}(Z, Y) - \text{cov}(Z, X)b - \text{var}(Z) \text{var}(Z)^{-1}(\text{cov}(Z, Y) - \text{cov}(Z, X)b) \\ &= 0. \end{aligned}$$

Thus A3 holds. Hence $\mathcal{B}(\delta)$ is sharp. That the model is refuted if and only if this set is empty follows by the definition of a (sharp) identified set. \square

Proof of corollary 1. Write the identified set from theorem 1 as

$$\begin{aligned} \mathcal{B}(\delta) &= \{b \in \mathbb{R} : -\delta \leq \psi - b\pi \leq \delta\} \\ &= \{b \in \mathbb{R} : -\delta_\ell \leq \psi_\ell - b\pi_\ell \leq \delta_\ell, \ell = 1, \dots, L\} \\ &= \{b \in \mathbb{R} : \psi_\ell - \delta_\ell \leq b\pi_\ell \leq \psi_\ell + \delta_\ell, \ell = 1, \dots, L\}. \end{aligned}$$

Equation (4) follows immediately by considering the three cases $\pi_\ell = 0$, $\pi_\ell < 0$, and $\pi_\ell > 0$ separately. \square

Proof of lemma 1. Without loss of generality, let $\ell = 1$. The result for $\ell \neq 1$ can be obtained by permuting the components of the vector Z . Then $\tilde{X} = (X, Z_2, \dots, Z_L)$. Hence

$$\text{cov}(Z, \tilde{X}_1) = \begin{pmatrix} \text{cov}(Z_1, X) & \text{cov}(Z_1, Z_{-1}) \\ \text{cov}(Z_{-1}, X) & \text{var}(Z_{-1}) \end{pmatrix}.$$

By block matrix inversion, the first row of $\text{cov}(Z, \tilde{X}_1)^{-1}$ is

$$e_1' \text{cov}(Z, \tilde{X}_1)^{-1} = \begin{pmatrix} (\text{cov}(Z_1, X) - \text{cov}(Z_1, Z_{-1}) \text{var}(Z_{-1})^{-1} \text{cov}(Z_{-1}, X))^{-1} \\ -(\text{cov}(Z_1, X) - \text{cov}(Z_1, Z_{-1}) \text{var}(Z_{-1})^{-1} \text{cov}(Z_{-1}, X))^{-1} \text{cov}(Z_1, Z_{-1}) \text{var}(Z_{-1})^{-1} \end{pmatrix}'.$$

Hence

$$\begin{aligned} & e_1' \text{cov}(Z, \tilde{X}_1)^{-1} \text{cov}(Z, Y) \\ &= \frac{\text{cov}(Z_1, Y) - \text{cov}(Z_1, Z_{-1}) \text{var}(Z_{-1})^{-1} \text{cov}(Z_{-1}, Y)}{\text{cov}(Z_1, X) - \text{cov}(Z_1, Z_{-1}) \text{var}(Z_{-1})^{-1} \text{cov}(Z_{-1}, X)} \\ &= \frac{\text{cov}(Z_1 - \text{cov}(Z_1, Z_{-1}) \text{var}(Z_{-1})^{-1} Z_{-1}, Y)}{\text{cov}(Z_1 - \text{cov}(Z_1, Z_{-1}) \text{var}(Z_{-1})^{-1} Z_{-1}, X)} \\ &= \frac{\text{cov}(\tilde{Z}_1, Y)}{\text{cov}(\tilde{Z}_1, X)} \\ &= \frac{\text{cov}(\tilde{Z}_1, Y)}{\text{var}(\tilde{Z}_1)} \bigg/ \frac{\text{cov}(\tilde{Z}_1, X)}{\text{var}(\tilde{Z}_1)} \\ &= \frac{\psi_1}{\pi_1}. \end{aligned}$$

Here we defined $\tilde{Z}_1 = Z_1 - \text{cov}(Z_1, Z_{-1}) \text{var}(Z_{-1})^{-1} Z_{-1}$. This is the population residual of Z_1 after removing the projection of Z_1 onto Z_{-1} . The last line thus follows by the partitioned regression formula. \square

Proof of equation (5) on page 18. As in the proof of lemma 1, without loss of generality suppose $\ell = 1$. Suppose the baseline model ($\delta = 0$) holds. Then

$$\begin{aligned} \frac{\psi_1}{\pi_1} &= \frac{\text{cov}(\tilde{Z}_1, Y)}{\text{cov}(\tilde{Z}_1, X)} \\ &= \frac{\text{cov}(\tilde{Z}_1, \beta X + U)}{\text{cov}(\tilde{Z}_1, X)} \\ &= \beta \frac{\text{cov}(\tilde{Z}_1, X)}{\text{cov}(\tilde{Z}_1, X)} \\ &= \beta. \end{aligned}$$

Similarly, $\text{cov}(Z_1, Y)/\text{cov}(Z_1, X) = \beta$. Equation (5) follows. \square

Proof of proposition 2. We show that the set FF in equation (6) satisfies definition 2. We do this by shown that each set is contained in the other. Definition 2 requires that any element of falsification

be in both the closure of the set of non-refuted models and the closure of the set of refuted models. Put differently, any neighborhood around such a point must contain both refuted and non-refuted models.

First we show the set FF in equation (6) is a subset of the set in definition 2. So suppose $\delta^* \in \text{FF}$. There are two cases. First, suppose

$$\delta^* \in \left\{ \delta \in (0, \infty)^L : \max_{\ell=1, \dots, L} b_\ell(\delta) = \min_{\ell=1, \dots, L} \bar{b}_\ell(\delta) \right\}.$$

Then the identified set $\mathcal{B}(\delta^*)$ is not empty and hence the model is not refuted. For each

$$\ell' \in \operatorname{argmax}_{\ell=1, \dots, L} b_\ell(\delta^*)$$

fix an $\varepsilon_{\ell'} > 0$ sufficiently small that

$$\tilde{\delta}_{\ell'} \equiv \delta_{\ell'}^* - \varepsilon_{\ell'} > 0.$$

For all other values m not in that argmax , let $\tilde{\delta}_m = \delta_m^*$. Thus $\tilde{\delta}$ is a small shift towards the origin relative to δ^* . Note that, for ℓ 's in that argmax , $\pi_\ell \neq 0$. Then, by the definition of $b_\ell(\delta)$ and $\bar{b}_\ell(\delta)$,

$$\max_{\ell=1, \dots, L} b_\ell(\tilde{\delta}) > \max_{\ell=1, \dots, L} b_\ell(\delta^*) = \min_{\ell=1, \dots, L} \bar{b}_\ell(\delta^*) > \min_{\ell=1, \dots, L} \bar{b}_\ell(\tilde{\delta}).$$

That is, the maximum lower bound increases and the minimal upper bound decreases. But since we began at the point δ^* where these two bounds were exactly equal, the bounds cross and hence $\mathcal{B}(\tilde{\delta})$ is empty. Similarly, if we consider the point $\delta^* + \varepsilon$ for any vector $\varepsilon \geq 0$, the identified set $\mathcal{B}(\delta^* + \varepsilon)$ is always nonempty. Thus any neighborhood of δ^* contains points which are refuted and points which are not refuted.

Second, suppose δ^* is a limit point of

$$\left\{ \delta \in (0, \infty)^L : \max_{\ell=1, \dots, L} b_\ell(\delta) = \min_{\ell=1, \dots, L} \bar{b}_\ell(\delta) \right\}.$$

Pick a neighborhood \mathcal{N}_1 around δ^* . Then we can find a δ' in

$$\left\{ \delta \in (0, \infty)^L : \max_{\ell=1, \dots, L} b_\ell(\delta) = \min_{\ell=1, \dots, L} \bar{b}_\ell(\delta) \right\}$$

such that there is a neighborhood \mathcal{N}_2 around δ' with $\mathcal{N}_2 \subseteq \mathcal{N}_1$. By our analysis above, \mathcal{N}_2 contains points which are refuted and points which are not refuted. These points are also in \mathcal{N}_1 .

The falsification frontier includes these limit points (points in the closure) to accommodate situations like the following: Suppose $L = 2$. Consider $\delta = (0, \delta_2)$ for some value $\delta_2 > 0$. Then $\delta \notin (0, \infty)^L$. But if $B_1(\delta) = \{a\}$ and $B_2(\delta) = [a, b] = [c - \delta_2/|\pi_2|, c + \delta_2/|\pi_2|]$ for some values a, b , and c then δ is on the falsification frontier. In contrast, if $B_1(\delta) = \{0\}$ and $B_2(\delta) = [-\delta_2/|\pi_2|, +\delta_2/|\pi_2|]$ then δ is not on the falsification frontier. The closure allows us to distinguish between these two cases.

Next we show the set in definition 2 is a subset of the set FF in equation (6). For general sets A and B , $A \subseteq B$ is equivalent to $B^c \subseteq A^c$. That is what we show here. So suppose $\delta^* \in (0, \infty)^L \setminus \text{FF}$. There are two cases.

1. If

$$\max_{\ell=1, \dots, L} b_\ell(\delta^*) < \min_{\ell=1, \dots, L} \bar{b}_\ell(\delta^*)$$

then the model is not refuted. Since

$$\max_{\ell=1,\dots,L} b_\ell(\delta) - \min_{\ell=1,\dots,L} \bar{b}_\ell(\delta)$$

is continuous at δ^* , there exists a sufficiently small neighborhood of δ^* such that the model is not refuted for all points in that neighborhood.

2. If

$$\max_{\ell=1,\dots,L} b_\ell(\delta^*) > \min_{\ell=1,\dots,L} \bar{b}_\ell(\delta^*)$$

then the model is refuted. Once again, since

$$\max_{\ell=1,\dots,L} b_\ell(\delta) - \min_{\ell=1,\dots,L} \bar{b}_\ell(\delta)$$

is continuous at δ^* , there exists a sufficiently small neighborhood of δ^* such that the model is refuted for all points in that neighborhood. □

Proof of corollary 2. Suppose

$$\frac{\psi_1}{\pi_1} \geq \frac{\psi_2}{\pi_2}.$$

Then

$$\max_{\ell=1,2} b_\ell(\delta) = \min_{\ell=1,2} \bar{b}_\ell(\delta)$$

if and only if

$$\frac{\psi_2}{\pi_2} + \frac{\delta_2}{|\pi_2|} = \frac{\psi_1}{\pi_1} - \frac{\delta_1}{|\pi_1|}.$$

Rearranging this equation yields

$$|\pi_2| \left(\frac{\psi_1}{\pi_1} - \frac{\psi_2}{\pi_2} \right) - \frac{|\pi_2|}{|\pi_1|} \delta_1 = \delta_2.$$

The case

$$\frac{\psi_1}{\pi_1} \leq \frac{\psi_2}{\pi_2}$$

is analogous. □

Proof of theorem 2. Consider an ℓ such that $\pi_\ell \neq 0$. Consider the point δ on the falsification frontier with $\delta_\ell = 0$. This point always exists by simply letting the other components of δ be sufficiently large. At this point, $B_\ell(\delta) = \{\psi_\ell/\pi_\ell\}$. All the sets $B_m(\delta)$ for $m \neq \ell$ are nonempty since δ is on the falsification frontier. Hence $\mathcal{B}(\delta) = \{\psi_\ell/\pi_\ell\}$. Thus all of the points ψ_ℓ/π_ℓ , for $\pi_\ell \neq 0$, are attained on the falsification frontier. The theorem states that the falsification adaptive set is just the convex hull of these points.

Without loss of generality assume $\pi_\ell \neq 0$ for all ℓ . The general case can be handled by only considering δ 's with $\delta_\ell \geq |\psi_\ell|$ when $\pi_\ell = 0$.

It is helpful if we order the indices so that

$$\frac{\psi_1}{\pi_1} \leq \dots \leq \frac{\psi_L}{\pi_L}.$$

We first show that any points outside of the convex hull of these points are not in the union of $\mathcal{B}(\delta)$ over $\delta \in \text{FF}$. So let $a < \psi_1/\pi_1$. Suppose $a \in \mathcal{B}(\delta)$ for some δ . Then

$$a \geq \frac{\psi_\ell}{\pi_\ell} - \frac{\delta_\ell}{|\pi_\ell|}$$

for all $\ell \in \{1, \dots, L\}$. Moreover,

$$\frac{\psi_1}{\pi_1} \leq \frac{\psi_\ell}{\pi_\ell} + \frac{\delta_\ell}{|\pi_\ell|}$$

for all $\ell \in \{1, \dots, L\}$. Hence

$$\max_{\ell=1, \dots, L} \left(\frac{\psi_\ell}{\pi_\ell} - \frac{\delta_\ell}{|\pi_\ell|} \right) < \min_{\ell=1, \dots, L} \left(\frac{\psi_\ell}{\pi_\ell} + \frac{\delta_\ell}{|\pi_\ell|} \right).$$

Thus $\delta \notin \text{FF}$ by proposition 2. So

$$a \notin \bigcup_{\delta \in \text{FF}} \mathcal{B}(\delta).$$

Similarly, suppose $b > \psi_L/\pi_L$. Suppose $b \in \mathcal{B}(\delta)$ for some δ . Then

$$b \leq \frac{\psi_\ell}{\pi_\ell} + \frac{\delta_\ell}{|\pi_\ell|}$$

for all $\ell \in \{1, \dots, L\}$. Moreover,

$$\frac{\psi_L}{\pi_L} \geq \frac{\psi_\ell}{\pi_\ell} - \frac{\delta_\ell}{|\pi_\ell|}$$

for all $\ell \in \{1, \dots, L\}$. Hence

$$\max_{\ell=1, \dots, L} \left(\frac{\psi_\ell}{\pi_\ell} - \frac{\delta_\ell}{|\pi_\ell|} \right) < \min_{\ell=1, \dots, L} \left(\frac{\psi_\ell}{\pi_\ell} + \frac{\delta_\ell}{|\pi_\ell|} \right).$$

Thus $\delta \notin \text{FF}$ by proposition 2. So

$$b \notin \bigcup_{\delta \in \text{FF}} \mathcal{B}(\delta).$$

Next suppose

$$a \in \left[\min_{\ell=1, \dots, L} \frac{\psi_\ell}{\pi_\ell}, \max_{\ell=1, \dots, L} \frac{\psi_\ell}{\pi_\ell} \right].$$

We will show that $a \in \mathcal{B}(\delta)$ for some $\delta \in \text{FF}$. If $a = \psi_\ell/\pi_\ell$, then we're done by our argument above. Otherwise, suppose

$$\frac{\psi_\ell}{\pi_\ell} < a < \frac{\psi_{\ell+1}}{\pi_{\ell+1}}.$$

Let

- $\delta_m = a|\pi_m| - \psi_m \text{sign}(\pi_m)$ for all $m \leq \ell$ and
- $\delta_m = \psi_m \text{sign}(\pi_m) - a|\pi_m|$ for all $m \geq \ell + 1$.

Note that $\delta_m > 0$ for all m since a is strictly between ψ_ℓ/π_ℓ and $\psi_{\ell+1}/\pi_{\ell+1}$. With these δ 's,

- For all $m \geq \ell + 1$, $\underline{b}_m(\delta) = a$ and $\bar{b}_m(\delta) > a$.
- For all $m \leq \ell$, $\underline{b}_m(\delta) < a$ and $\bar{b}_m(\delta) = a$.

Thus

$$\max_{\ell=1,\dots,L} \underline{b}_\ell(\delta) = a = \min_{\ell=1,\dots,L} \bar{b}_\ell(\delta).$$

Hence $\delta \in \text{FF}$ by proposition 2. Moreover, $\mathcal{B}(\delta) = \{a\}$. □

Proof of proposition 3. Suppose

$$m < \max_{\ell,\ell' \in \{1,\dots,L\}} \frac{\frac{\psi_\ell}{\pi_\ell} - \frac{\psi_{\ell'}}{\pi_{\ell'}}}{\frac{d_\ell}{|\pi_\ell|} + \frac{d_{\ell'}}{|\pi_{\ell'}|}}.$$

Then there is some s and s' such that

$$m < \frac{\frac{\psi_s}{\pi_s} - \frac{\psi_{s'}}{\pi_{s'}}}{\frac{d_s}{|\pi_s|} - \frac{d_{s'}}{|\pi_{s'}|}}.$$

Rearranging yields

$$\frac{\psi_s}{\pi_s} - \frac{md_s}{|\pi_s|} > \frac{\psi_{s'}}{\pi_{s'}} + \frac{md_{s'}}{|\pi_{s'}|}.$$

Hence

$$\max_{\ell=1,\dots,L} \left(\frac{\psi_\ell}{\pi_\ell} - \frac{md_\ell}{|\pi_\ell|} \right) > \min_{\ell'=1,\dots,L} \left(\frac{\psi_{\ell'}}{\pi_{\ell'}} + \frac{md_{\ell'}}{|\pi_{\ell'}|} \right).$$

Thus $\mathcal{B}(m \cdot d)$ is empty. This shows that

$$m^* \geq \max_{\ell,\ell' \in \{1,\dots,L\}} \frac{\frac{\psi_\ell}{\pi_\ell} - \frac{\psi_{\ell'}}{\pi_{\ell'}}}{\frac{d_\ell}{|\pi_\ell|} + \frac{d_{\ell'}}{|\pi_{\ell'}|}}.$$

Suppose m is strictly greater than the right hand side. Then

$$m > \frac{\frac{\psi_\ell}{\pi_\ell} - \frac{\psi_{\ell'}}{\pi_{\ell'}}}{\frac{d_\ell}{|\pi_\ell|} - \frac{d_{\ell'}}{|\pi_{\ell'}|}}$$

for all ℓ and ℓ' . Rearranging yields

$$\frac{\psi_\ell}{\pi_\ell} - \frac{md_\ell}{|\pi_\ell|} < \frac{\psi_{\ell'}}{\pi_{\ell'}} + \frac{md_{\ell'}}{|\pi_{\ell'}|}.$$

for all ℓ and ℓ' . Hence

$$\max_{\ell=1,\dots,L} \left(\frac{\psi_\ell}{\pi_\ell} - \frac{md_\ell}{|\pi_\ell|} \right) < \min_{\ell'=1,\dots,L} \left(\frac{\psi_{\ell'}}{\pi_{\ell'}} + \frac{md_{\ell'}}{|\pi_{\ell'}|} \right).$$

Thus $\mathcal{B}(m \cdot d)$ has an interior. Thus we must have

$$m^* = \max_{\ell, \ell' \in \{1, \dots, L\}} \frac{\frac{\psi_\ell}{d_\ell} - \frac{\psi_{\ell'}}{d_{\ell'}}}{\frac{|\pi_\ell|}{d_\ell} + \frac{|\pi_{\ell'}|}{d_{\ell'}}}.$$

as desired. \square

Proof of corollary 3. This result follows immediately from corollary 1, proposition 2, and proposition 3. \square

Proofs for section 4.1: Single binary instrument

Proof of theorem 3. This result follows by applying theorem 4 to the case with $J = 2$ and $L = 1$. Here we will show that the general expressions for $\mathcal{D}(c)$ and \mathcal{H}_x used in theorem 4 simplify to the ones used in theorem 3.

We start with $\mathcal{D}(c)$. From theorem 4, it is the set of $(a_0, a_1) \in [0, 1]^2$ such that the following eight inequalities hold

$$\begin{aligned} (1 - p_Z)a_0 - \min\{1 - p_Z + c, 1\}(p_Z a_1 + (1 - p_Z)a_0) &\leq 0 \\ (1 - p_Z)a_0 - \max\{1 - p_Z - c, 0\}(p_Z a_1 + (1 - p_Z)a_0) &\geq 0 \\ (1 - p_Z)(1 - a_0) - \min\{1 - p_Z + c, 1\}[1 - (p_Z a_1 + (1 - p_Z)a_0)] &\leq 0 \\ (1 - p_Z)(1 - a_0) - \max\{1 - p_Z - c, 0\}[1 - (p_Z a_1 + (1 - p_Z)a_0)] &\geq 0 \\ p_Z a_1 - \min\{p_Z + c, 1\}(p_Z a_1 + (1 - p_Z)a_0) &\leq 0 \\ p_Z a_1 - \max\{p_Z - c, 0\}(p_Z a_1 + (1 - p_Z)a_0) &\geq 0 \\ p_Z(1 - a_1) - \min\{p_Z + c, 1\}[1 - (p_Z a_1 + (1 - p_Z)a_0)] &\leq 0 \\ p_Z(1 - a_1) - \max\{p_Z - c, 0\}[1 - (p_Z a_1 + (1 - p_Z)a_0)] &\geq 0. \end{aligned}$$

Note: Here we indexed the elements of $\mathcal{D}(c)$ by $j \in \{0, 1\}$ rather than $j \in \{1, 2\}$. Also recall that $p_Z = \mathbb{P}(Z = 1)$. Using the function $k_z(c)$, rearrange these 8 inequalities to get

$$\begin{aligned} a_1 k_1(c) &\leq a_0 \\ a_1 &\leq a_0 k_0(c) \\ (1 - a_1) k_1(c) &\leq (1 - a_0) \\ (1 - a_1) &\leq (1 - a_0) k_0(c) \\ a_0 k_0(c) &\leq a_1 \\ a_0 &\leq a_1 k_1(c) \\ (1 - a_0) k_0(c) &\leq (1 - a_1) \\ (1 - a_0) &\leq (1 - a_1) k_1(c). \end{aligned}$$

Remove redundant inequalities and we get the set as described in theorem 3.

Next consider \mathcal{H}_x . From theorem 4, we have

$$\begin{aligned}\mathcal{H}_x &= \{(a_0, a_1) \in [0, 1]^2 : \text{For some } (q_0, q_1) \in [0, 1]^2, \\ &\quad a_0 = \mathbb{P}(Y = 1, X = x \mid Z = 0) + \mathbb{P}(X = 1 - x \mid Z = 0)q_0, \\ &\quad a_1 = \mathbb{P}(Y = 1, X = x \mid Z = 1) + \mathbb{P}(X = 1 - x \mid Z = 1)q_1\}.\end{aligned}$$

This is simply

$$\begin{aligned}\mathcal{H}_x &= [\mathbb{P}(Y = 1, X = x \mid Z = 0), \mathbb{P}(Y = 1, X = x \mid Z = 0) + \mathbb{P}(X = 1 - x \mid Z = 0)] \\ &\quad \times [\mathbb{P}(Y = 1, X = x \mid Z = 1), \mathbb{P}(Y = 1, X = x \mid Z = 1) + \mathbb{P}(X = 1 - x \mid Z = 1)]\end{aligned}$$

as in theorem 3. □

Proof of proposition 4. Parts 1 and 2 are immediate corollaries of proposition 5. Consider part 3. By proposition 5, the correspondence ϕ is continuous on

$$[c^*, 1] = \{c \in [c^*, 1] : (\text{int}(\mathcal{D}(c)) \cap \text{int}(\mathcal{H}_x)) \neq \emptyset, x \in \{0, 1\}\}.$$

Here we show that ϕ is also continuous at $c = c^*$. To see this, let $U = [c^*, 1]$. U is an open neighborhood of c^* relative to the domain $[c^*, 1]$. Let E be any open set such that

$$(\Theta_0(c^*) \times \Theta_1(c^*)) \cap E \neq \emptyset.$$

Since the set $\Theta_0(c) \times \Theta_1(c)$ is weakly increasing in c (with respect to the set inclusion order \subseteq),

$$(\Theta_0(c^*) \times \Theta_1(c^*)) \subseteq (\Theta_0(c) \times \Theta_1(c))$$

for any $c \in U$. Hence

$$[(\Theta_0(c^*) \times \Theta_1(c^*)) \cap E] \subseteq [(\Theta_0(c) \times \Theta_1(c)) \cap E]$$

for any $c \in U$. Since the set on the left is not empty, the set on the right is not empty:

$$(\Theta_0(c) \times \Theta_1(c)) \cap E \neq \emptyset$$

for any $c \in U$. □

Proof of corollary 4. This follows immediately from the more general result, corollary 5. □

Proofs for section 4.1: Multiple discrete instruments

Proof of theorem 4. There are two steps. First we show that $\Theta_0(c) \times \Theta_1(c)$ is an outer identified set, in the sense that it contains the true parameters. Then we show that it is sharp, in the sense that any element of this set is consistent with the data and the assumptions. Finally, the fact that the model is refuted if and only if this set is empty follows by the definition of a (sharp) identified set.

Step 1. We first show that the true conditional probabilities (p_0, p_1) are in $\Theta_0(c) \times \Theta_1(c)$. Fix

$x \in \{0, 1\}$. By c_ℓ -dependence,

$$\begin{aligned}\mathbb{P}(Z_\ell = z_\ell^j | Y_x = 1) &\leq \min\{\mathbb{P}(Z_\ell = z_\ell^j) + c_\ell, 1\} \\ \mathbb{P}(Z_\ell = z_\ell^j | Y_x = 1) &\geq \max\{\mathbb{P}(Z_\ell = z_\ell^j) - c_\ell, 0\} \\ \mathbb{P}(Z_\ell = z_\ell^j | Y_x = 0) &\leq \min\{\mathbb{P}(Z_\ell = z_\ell^j) + c_\ell, 1\} \\ \mathbb{P}(Z_\ell = z_\ell^j | Y_x = 0) &\geq \max\{\mathbb{P}(Z_\ell = z_\ell^j) - c_\ell, 0\}\end{aligned}$$

for all $j \in \{1, \dots, J\}$. Consider the first inequality. Use Bayes' rule to rewrite the left hand side. This yields

$$\begin{aligned}\mathbb{P}(Y_x = 1 | Z_\ell = z_\ell^j)\mathbb{P}(Z_\ell = z_\ell^j) &\leq \min\{\mathbb{P}(Z_\ell = z_\ell^j) + c_\ell, 1\}\mathbb{P}(Y_x = 1) \\ &= \min\{\mathbb{P}(Z_\ell = z_\ell^j) + c_\ell, 1\} \sum_{k=1}^J \mathbb{P}(Y_x = 1 | Z_\ell = z_\ell^k)\mathbb{P}(Z_\ell = z_\ell^k).\end{aligned}$$

In the last line we applied the law of total probability. Hence

$$\mathbb{P}(Y_x = 1 | Z_\ell = z_\ell^j)\mathbb{P}(Z_\ell = z_\ell^j) - \min\{\mathbb{P}(Z_\ell = z_\ell^j) + c_\ell, 1\} \sum_{k=1}^J \mathbb{P}(Y_x = 1 | Z_\ell = z_\ell^k)\mathbb{P}(Z_\ell = z_\ell^k) \leq 0.$$

Repeat these derivations for the other three inequalities. This yields the definition of $\mathcal{D}_\ell(c_\ell)$. Thus we have shown that the true conditional probabilities $\mathbb{P}(Y_x = 1 | Z_\ell = z_\ell^j)$ are in $\mathcal{D}_\ell(c_\ell)$ for each $\ell \in \{1, \dots, L\}$. p_x is simply the vector of these conditional probabilities. Thus we have shown $p_x \in \mathcal{D}(c)$.

Next we show that $p_x \in \mathcal{H}_x$. Element $(\ell - 1)J + j$ of p_x can be written as

$$\begin{aligned}[p_x]_{(\ell-1)J+j} &= \mathbb{P}(Y_x = 1 | Z_\ell = z_\ell^j) \\ &= \mathbb{P}(Y_x = 1, X = x | Z_\ell = z_\ell^j) + \mathbb{P}(Y_x = 1, X = 1 - x | Z_\ell = z_\ell^j) \\ &= \mathbb{P}(Y = 1, X = x | Z_\ell = z_\ell^j) + \mathbb{P}(Y_x = 1, X = 1 - x | Z_\ell = z_\ell^j) \\ &= \mathbb{P}(Y = 1, X = x | Z_\ell = z_\ell^j) \\ &\quad + \sum_{k=1}^{J^{L-1}} \mathbb{P}(Y_x = 1 | X = 1 - x, Z_\ell = z_\ell^j, Z_{-\ell} = z_{-\ell}^k)\mathbb{P}(X = 1 - x, Z_{-\ell} = z_{-\ell}^k | Z_\ell = z_\ell^j).\end{aligned}$$

This is simply equation (13). Since

$$\mathbb{P}(Y_x = 1 | X = 1 - x, Z_\ell = z_\ell^j, Z_{-\ell} = z_{-\ell}^k) \in [0, 1],$$

these derivations imply that

$$p_x = \mathbf{b}_x + \mathbf{A}_x q_x$$

where $q_x \in [0, 1]^{J^L}$ is a vector with elements

$$\mathbb{P}(Y_x = 1 | X = 1 - x, Z_\ell = z_\ell^j, Z_{-\ell} = z_{-\ell}^k).$$

Thus $p_x \in \mathcal{H}_x$.

Thus we have shown that $p_x \in \mathcal{D}(c) \cap \mathcal{H}_x$. Since this is true for each $x \in \{0, 1\}$, we have

$p \in \Theta_1(c) \times \Theta_0(c)$.

Step 2. Next we show sharpness. Let $(p_0, p_1) \in \Theta_1(c) \times \Theta_0(c)$. Since $p_x \in \mathcal{D}(c)$, c_ℓ -dependence is satisfied for all $\ell \in \{1, \dots, L\}$. This follows by reversing the arguments at the beginning of step 1, to see that $p_x \in \mathcal{D}(c)$ implies

$$\mathbb{P}(Z = z_\ell^j \mid Y_x = y) \in [\max\{\mathbb{P}(Z_\ell = z_\ell^j) - c_\ell, 0\}, \min\{\mathbb{P}(Z_\ell = z_\ell^j) + c_\ell, 1\}]$$

for all $\ell \in \{1, \dots, L\}$ and all $j \in \{1, \dots, J\}$.

Next, since $p_x \in \mathcal{H}_x$ there is a vector $q_x \in [0, 1]^{J^L}$ such that

$$p_x = \mathbf{b}_x + \mathbf{A}_x q_x.$$

This vector q_x consists of elements of the form

$$\mathbb{P}(Y_x = 1 \mid X = 1 - x, Z = z).$$

Take these elements and combine them with the observed probabilities

$$\mathbb{P}(Y = 1 \mid X = x, Z = z) = \mathbb{P}(Y_x = 1 \mid X = x, Z = z)$$

to get a distribution of $Y_x \mid (X, Z)$. Do this for both $x \in \{0, 1\}$. Combine these conditional marginal distributions into a joint distribution $(Y_0, Y_1) \mid (X, Z)$ using any copula, and finally combine these with the known marginals (X, Z) to get a joint distribution of (Y_0, Y_1, X, Z) . By construction, this joint distribution is consistent with c -dependence, the distribution of the observed data (Y, X, Z) , and yields the point (p_0, p_1) that we started with. \square

Lemma 2. Suppose B2' holds. Then the correspondence $\mathcal{D} : [0, 1]^L \rightrightarrows [0, 1]^{LJ}$ defined by $\mathcal{D}(c)$ in equation (15) is continuous.

Proof of lemma 2. To prove this result, we show that \mathcal{D}_ℓ is both upper hemicontinuous (uhc) and lower hemicontinuous (lhc).

Step 1: Upper hemicontinuity. Pick any $c_\ell \in [0, 1]$ and $a \in [0, 1]^J$. Consider a sequence $\{c_\ell^n\}$ converging to c_ℓ and a sequence $\{a^n\}$ converging to a such that $a^n \in \mathcal{D}(c^n)$ for all n . From the first inequality in equation (15),

$$\mathbb{P}(Z_\ell = z_\ell^j) a_j^n - \min\{\mathbb{P}(Z_\ell = z_\ell^j) + c_\ell^n, 1\} \sum_{k=1}^J \mathbb{P}(Z_\ell = z_\ell^k) a_k^n \leq 0.$$

Taking limits as $n \rightarrow \infty$ yields

$$\mathbb{P}(Z_\ell = z_\ell^j) a_j - \min\{\mathbb{P}(Z_\ell = z_\ell^j) + c_\ell, 1\} \sum_{k=1}^J \mathbb{P}(Z_\ell = z_\ell^k) a_k \leq 0.$$

Repeating this for the other three inequalities shows that $a \in \mathcal{D}_\ell(c_\ell)$. Thus \mathcal{D}_ℓ has a closed graph. Hence \mathcal{D}_ℓ is uhc by theorem 17.11 in Aliprantis and Border (2006), since the range $[0, 1]^J$ is closed.

Step 2: Lower hemicontinuity. We next show that \mathcal{D}_ℓ is lhc.

Part A. Fix a $\bar{c} \in [0, 1]$ such that $\bar{c} > 0$. We will show \mathcal{D}_ℓ is lhc at \bar{c} . Let E be an open set in $[0, 1]^J$ such that

$$\mathcal{D}_\ell(\bar{c}) \cap E \neq \emptyset.$$

By the definition of lhc, we must find an open set U (open relative to the domain $[0, 1]$) such that

1. $\bar{c} \in U$, and
2. $c \in U$ implies that $\mathcal{D}_\ell(c) \cap E \neq \emptyset$.

We consider two cases.

Case 1. Suppose there is an element $\bar{a} = (\bar{a}_1, \dots, \bar{a}_J) \in \mathcal{D}_\ell(\bar{c}) \cap E$ such that $\bar{a}_1 = \dots = \bar{a}_J$. In this case, we can simply let $U = [0, 1]$. Why? U is open (relative to $[0, 1]$). It contains \bar{c} since it has to be in $[0, 1]$. Moreover, we know that $\bar{a} \in E$. But since $\bar{a}_1 = \dots = \bar{a}_J$, we also know that $\bar{a} \in \mathcal{D}_\ell(0)$. (This is simply our baseline model where all these conditional probabilities equal each other, by statistical independence.) Hence $\bar{a} \in \mathcal{D}_\ell(c)$ for any $c \in [0, 1]$, since $\mathcal{D}_\ell(c)$ is weakly increasing in c . Thus $\mathcal{D}_\ell(c) \cap E \neq \emptyset$ for all $c \in [0, 1] = U$. This is the second requirement we needed of U .

Case 2. Suppose none of the elements in $\mathcal{D}_\ell(\bar{c}) \cap E$ have all components equal. Let \bar{a} be an arbitrary element of this intersection. Consider

$$a(\epsilon) = (1 - \epsilon)\bar{a} + \epsilon \frac{1}{2} \iota_J$$

where ι_J is a J -vector of ones. $\frac{1}{2} \iota_J \in \mathcal{D}_\ell(c)$ for all c since $\mathcal{D}_\ell(c)$ always contains the diagonal. This combined with convexity of the set $\mathcal{D}_\ell(c)$ implies that $a(\epsilon) \in \mathcal{D}_\ell(\bar{c})$ for all $\epsilon \in [0, 1]$. Finally, since E is open, there exists an $\epsilon^* \in [0, 1]$ such that $a(\epsilon^*) \in \mathcal{D}_\ell(\bar{c}) \cap E$. Let $a^* = a(\epsilon^*)$. Let

$$U = \{c \in [0, 1] : a^* \in \text{int}(\mathcal{D}_\ell(c))\}.$$

Equivalently,

$$U = \left\{ c \in [0, 1] : \text{For all } j = 1, \dots, J, \right.$$

$$\mathbb{P}(Z_\ell = z_\ell^j) a_j^* - \min\{\mathbb{P}(Z_\ell = z_\ell^j) + c, 1\} \sum_{k=1}^J \mathbb{P}(Z_\ell = z_\ell^k) a_k^* < 0,$$

$$\mathbb{P}(Z_\ell = z_\ell^j) a_j^* - \max\{\mathbb{P}(Z_\ell = z_\ell^j) - c, 0\} \sum_{k=1}^J \mathbb{P}(Z_\ell = z_\ell^k) a_k^* > 0,$$

$$\mathbb{P}(Z_\ell = z_\ell^j) (1 - a_j^*) - \min\{\mathbb{P}(Z_\ell = z_\ell^j) + c, 1\} \sum_{k=1}^J \mathbb{P}(Z_\ell = z_\ell^k) (1 - a_k^*) < 0,$$

$$\left. \mathbb{P}(Z_\ell = z_\ell^j) (1 - a_j^*) - \max\{\mathbb{P}(Z_\ell = z_\ell^j) - c, 0\} \sum_{k=1}^J \mathbb{P}(Z_\ell = z_\ell^k) (1 - a_k^*) > 0 \right\}.$$

This set U can be written as

$$\begin{aligned}
U = \bigcap_{j=1}^J & \left[\left\{ c \in [0, 1] : \mathbb{P}(Z_\ell = z_\ell^j) a_j^* - \min\{\mathbb{P}(Z_\ell = z_\ell^j) + c, 1\} \sum_{k=1}^J \mathbb{P}(Z_\ell = z_\ell^k) a_k^* < 0 \right\} \right. \\
& \cap \left\{ c \in [0, 1] : \mathbb{P}(Z_\ell = z_\ell^j) a_j^* - \max\{\mathbb{P}(Z_\ell = z_\ell^j) - c, 0\} \sum_{k=1}^J \mathbb{P}(Z_\ell = z_\ell^k) a_k^* > 0 \right\} \\
& \cap \left\{ c \in [0, 1] : \mathbb{P}(Z_\ell = z_\ell^j) (1 - a_j^*) - \min\{\mathbb{P}(Z_\ell = z_\ell^j) + c, 1\} \sum_{k=1}^J \mathbb{P}(Z_\ell = z_\ell^k) (1 - a_k^*) < 0 \right\} \\
& \left. \cap \left\{ c \in [0, 1] : \mathbb{P}(Z_\ell = z_\ell^j) (1 - a_j^*) - \max\{\mathbb{P}(Z_\ell = z_\ell^j) - c, 0\} \sum_{k=1}^J \mathbb{P}(Z_\ell = z_\ell^k) (1 - a_k^*) > 0 \right\} \right].
\end{aligned}$$

By continuity in c of the inequality components, this is a finite intersection of open sets. Hence U is open. U is not empty since $\bar{c} \in U$, which follows since $a^* \in \text{int}(\mathcal{D}_\ell(\bar{c}))$.

Finally, we show that U satisfies the second property we need: Suppose $c \in U$. By definition of U , $a^* \in \text{int}(\mathcal{D}_\ell(c))$. Moreover, $a^* \in E$ by construction. Thus $a^* \in (\mathcal{D}_\ell(c) \cap E)$ for any $c \in U$. Hence

$$\mathcal{D}_\ell(c) \cap E \neq \emptyset$$

for any $c \in U$.

Part B. We next show continuity of \mathcal{D}_ℓ at $\bar{c} = 0$. Let E be an open set in $[0, 1]^J$ such that $\mathcal{D}_\ell(0) \cap E \neq \emptyset$. Let $U = [0, 1]$. U is open (relative to $[0, 1]$). Moreover,

$$(\mathcal{D}_\ell(0) \cap E) \subseteq (\mathcal{D}_\ell(c) \cap E)$$

since \mathcal{D}_ℓ is weakly increasing. Since the set on the left is not empty, the set on the right is not empty:

$$\mathcal{D}_\ell(c) \cap E \neq \emptyset$$

for any $c \in U$.

Step 3: Take products. Finally, theorem 17.28 in Aliprantis and Border (2006) shows that the product of continuous correspondences is continuous. Hence the correspondence $\mathcal{D}(\cdot)$ defined by

$$\mathcal{D}(c) = \prod_{\ell=1}^L \mathcal{D}_\ell(c_\ell)$$

is continuous. □

Proof of proposition 5.

1. By lemma 2, the correspondence $\mathcal{D}(\cdot)$ is continuous. Moreover $\mathcal{D}(\cdot)$ is closed-valued since it is defined by a finite number of linear weak inequalities. The correspondence that maps c into \mathcal{H}_x is continuous since it is constant-valued. It is also closed- and compact-valued since $[0, 1]^{J^L}$ is compact, and \mathcal{H}_x is the image of $[0, 1]^{J^L}$ under a continuous (affine) mapping. Hence the set

$$\mathcal{C}_x = \{c \in [0, 1]^{J^L} : \mathcal{D}(c) \cap \mathcal{H}_x \neq \emptyset\}$$

is closed, by exercise 11.18(b) on page 58 of Border (1985). Finally, let

$$\mathcal{C} = \mathcal{C}_0 \cap \mathcal{C}_1.$$

This set is the intersection of two closed sets and hence is closed. It depends only on $\mathcal{D}(\cdot)$ and \mathcal{H}_x , which are point identified. Hence \mathcal{C} is point identified.

2. By definition of $\Theta_x(c)$,

$$\Theta_0(c) \times \Theta_1(c) = (\mathcal{D}(c) \times \mathcal{H}_0) \times (\mathcal{D}(c) \times \mathcal{H}_1).$$

Each of these sets is a closed, convex polytope. To see this, consider $\mathcal{D}(c)$ and \mathcal{H}_x separately.

- (a) $\mathcal{D}(c)$ is closed, as shown in part 1. It is convex since it is defined by a collection of linear inequalities.
- (b) \mathcal{H}_x is compact, as shown in part 1. Therefore it is closed and bounded. It is convex valued since it is an affine transformation of the convex set $[0, 1]^{JL}$, and convexity is preserved by affine transformations.

Since both $\mathcal{D}(c)$ and \mathcal{H}_x are closed, convex, bounded by $[0, 1]^{LJ}$, and defined by linear inequalities, they are both polytopes. Finally, all three properties—closed, convex, polytope—are preserved by taking finite Cartesian products.

3. Next we show continuity of the correspondence $\phi : \mathcal{C} \rightrightarrows [0, 1]^{2LJ}$ defined by $\phi(c) = \Theta_0(c) \times \Theta_1(c)$. First consider the correspondence $\phi_x : \mathcal{C} \rightrightarrows [0, 1]^{LJ}$ defined by

$$\phi_x(c) = \Theta_x(c) = \mathcal{D}(c) \cap \mathcal{H}_x.$$

It is convex-valued and closed-valued since its values are the intersection of two closed and convex sets. It is uhc by theorem 17.25 in Aliprantis and Border (2006), since $\mathcal{D}(c)$ and \mathcal{H}_x are both uhc. It is lhc for all c such that $\text{int}(\mathcal{D}(c)) \cap \text{int}(\mathcal{H}_x) \neq \emptyset$, by applying theorem B in Lechicki and Spakowski (1985). Finally, ϕ is just the product of the correspondences ϕ_0 and ϕ_1 . The product of continuous correspondences is continuous by theorem 17.28 in Aliprantis and Border (2006). □

Proof of corollary 5.

1. We can write the identified set for $(\mathbb{P}(Y_0 = 1), \mathbb{P}(Y_1 = 1))$ as

$$\begin{aligned} & \left\{ \left(\sum_{j=1}^J \sum_{\ell=1}^L a_{(\ell-1)J+j} \mathbb{P}(Z_\ell = z_\ell^j), \sum_{j=1}^J \sum_{\ell=1}^L \tilde{a}_{(\ell-1)J+j} \mathbb{P}(Z_\ell = z_\ell^j) \right) : \mathbf{a} \in \Theta_0(c), \tilde{\mathbf{a}} \in \Theta_1(c) \right\} \\ &= \left\{ \sum_{j=1}^J \sum_{\ell=1}^L a_{(\ell-1)J+j} \mathbb{P}(Z_\ell = z_\ell^j) : \mathbf{a} \in \Theta_0(c) \right\} \times \left\{ \sum_{j=1}^J \sum_{\ell=1}^L \tilde{a}_{(\ell-1)J+j} \mathbb{P}(Z_\ell = z_\ell^j) : \tilde{\mathbf{a}} \in \Theta_1(c) \right\}. \end{aligned}$$

By proposition 5, $\Theta_x(c)$ is closed, non-empty, and bounded for $x \in \{0, 1\}$. Therefore, suprema

and infima of these sets are attained on $\Theta_x(c)$. Moreover, since $\Theta_x(c)$ is convex, the set

$$\left\{ \sum_{j=1}^J \sum_{\ell=1}^L a_{(\ell-1)J+j} \mathbb{P}(Z_\ell = z_\ell^j) : \mathbf{a} \in \Theta_x(c) \right\}$$

equals a closed interval ranging from the infimum to the supremum.

2. The mapping $f(\cdot)$ defined by

$$f(\mathbf{a}) = \sum_{j=1}^J \sum_{\ell=1}^L a_{(\ell-1)J+j} \mathbb{P}(Z_\ell = z_\ell^j)$$

is continuous at all $\mathbf{a} \in \mathbb{R}^{LJ}$. The correspondence $\Theta_x(\cdot)$ is continuous and compact-valued for all c such that $\text{int}(\mathcal{D}(c)) \cap \text{int}(\mathcal{H}_x) \neq \emptyset$ by proposition 5. Therefore

$$\bar{P}_x(c) = \max\{f(\mathbf{a}) : \mathbf{a} \in \Theta_x(c)\}$$

is a continuous function of c on $\{c \in \mathcal{C} : \text{int}(\mathcal{D}(c)) \cap \text{int}(\mathcal{H}_x) \neq \emptyset\}$ by the Maximum Theorem (for example, see theorem 9.14 in Sundaram 1996). By continuity of $-f(\mathbf{a})$, $\underline{P}_x(c)$ is continuous over the same domain.

3. This follows immediately from the identified set $\Theta_0(c) \times \Theta_1(c)$ being a Cartesian product, which implies that maxima and minima for each component can be simultaneously attained. \square

Proofs for section 4.2

Proof of proposition 6. See proposition 3.1 of Kitagawa (2009). \square

Proof of theorem 5. This proof follows the structure of the proof of theorem 4.

Step 1. We first show that the true densities $((\mathbf{f}_{Y_0|Z_\ell})_{\text{all } \ell}, (\mathbf{f}_{Y_1|Z_\ell})_{\text{all } \ell})$ are in $\Theta_0(c) \times \Theta_1(c)$. Fix $x \in \{0, 1\}$. By c_ℓ -dependence,

$$\begin{aligned} \mathbb{P}(Z_\ell = z | Y_x = y) &\leq \min\{\mathbb{P}(Z_\ell = z) + c_\ell, 1\} \\ \mathbb{P}(Z_\ell = z | Y_x = y) &\geq \max\{\mathbb{P}(Z_\ell = z) - c_\ell, 0\}. \end{aligned}$$

all $y \in \text{supp}(Y_x)$ and each $z \in \{0, 1\}$. These inequalities for $z = 0$ are equivalent to the inequalities for $z = 1$, so there are only two non-redundant inequalities here. Use Bayes' rule to rewrite the left hand side. This yields

$$\begin{aligned} f_{Y_x|Z_\ell}(y | z) \mathbb{P}(Z_\ell = z) &\leq \min\{\mathbb{P}(Z_\ell = z) + c_\ell, 1\} f_{Y_x}(y) \\ &= \min\{\mathbb{P}(Z_\ell = z) + c_\ell, 1\} \sum_{\tilde{z}=0}^1 f_{Y_x|Z_\ell}(y | \tilde{z}) \mathbb{P}(Z_\ell = \tilde{z}). \end{aligned}$$

Hence

$$f_{Y_x|Z_\ell}(y | z) \mathbb{P}(Z_\ell = z) - \min\{\mathbb{P}(Z_\ell = z) + c_\ell, 1\} \sum_{\tilde{z}=0}^1 f_{Y_x|Z_\ell}(y | \tilde{z}) \mathbb{P}(Z_\ell = \tilde{z}) \leq 0.$$

Evaluating at $z = 0$ yields

$$f_{Y_x|Z_\ell}(y | 0)\mathbb{P}(Z_\ell = 0) - \min\{\mathbb{P}(Z_\ell = 0) + c_\ell, 1\}(f_{Y_x|Z_\ell}(y | 0)\mathbb{P}(Z_\ell = 0) + f_{Y_x|Z_\ell}(y | 1)\mathbb{P}(Z_\ell = 1)) \leq 0.$$

Rearranging yields

$$f_{Y_x|Z_\ell}(y | 0)\mathbb{P}(Z_\ell = 0)(1 - \min\{\mathbb{P}(Z_\ell = 0) + c_\ell, 1\}) \leq \mathbb{P}(Z_\ell = 1) \min\{\mathbb{P}(Z_\ell = 0) + c_\ell, 1\} f_{Y_x|Z_\ell}(y | 1)$$

or

$$f_{Y_x|Z_\ell}(y | 0) \frac{\mathbb{P}(Z_\ell = 0)(1 - \min\{\mathbb{P}(Z_\ell = 0) + c_\ell, 1\})}{\mathbb{P}(Z_\ell = 1) \min\{\mathbb{P}(Z_\ell = 0) + c_\ell, 1\}} \leq f_{Y_x|Z_\ell}(y | 1).$$

In the numerator,

$$1 - \min\{\mathbb{P}(Z_\ell = 0) + c_\ell, 1\} = \max\{\mathbb{P}(Z_\ell = 1) - c_\ell, 0\}.$$

Hence we have

$$f_{Y_x|Z_\ell}(y | 0)k_0^\ell(c_\ell) \leq f_{Y_x|Z_\ell}(y | 1).$$

Repeat these derivations for the other inequality evaluated at $z = 0$ to get the second inequality in the definition of $\mathcal{D}_{x,\ell}(c_\ell)$. Thus we have shown that the true conditional densities $\mathbf{f}_{Y_x|Z_\ell}$ are in $\mathcal{D}_{x,\ell}(c_\ell)$ for all ℓ . Since $(\mathbf{f}_{Y_x|Z_\ell})_{\text{all } \ell}$ is just the vector of these conditional densities, we have shown that it is in $\mathcal{D}_x(c)$.

Next we show that $(\mathbf{f}_{Y_x|Z_\ell})_{\text{all } \ell} \in \mathcal{H}_x$. For $z \in \{0, 1\}$, element $(\ell - 1)2 + 1 + z$ of $(\mathbf{f}_{Y_x|Z_\ell})_{\text{all } \ell}$ can be written as

$$\begin{aligned} & [(\mathbf{f}_{Y_x|Z_\ell})_{\text{all } \ell}]_{(\ell-1)2+z} \\ &= f_{Y_x|Z_\ell}(y | z) \\ &= f_{Y_x,X|Z_\ell}(y, x | z) + f_{Y_x,X|Z_\ell}(y, 1-x | z) \\ &= f_{Y,X|Z_\ell}(y, x | z) + f_{Y_x,X|Z_\ell}(y, 1-x | z) \\ &= f_{Y,X|Z_\ell}(y, x | z) + \sum_{k=1}^{2^L} f_{Y_x|X,Z_\ell,Z_{-\ell}}(y | 1-x, z, z_{-\ell}^k) \mathbb{P}(X = 1-x, Z_{-\ell} = z_{-\ell}^k | Z_\ell = z). \end{aligned}$$

Since

$$f_{Y_x|X,Z_\ell,Z_{-\ell}}(y, 1-x | z, z_{-\ell}^k) \in \mathcal{P}(\mathcal{Y}_x)$$

these derivations imply that

$$(\mathbf{f}_{Y_x|Z_\ell})_{\text{all } \ell} = (\mathbf{f}_{Y,X|Z_\ell}(\cdot, x))_{\text{all } \ell} + \mathbf{A}_x \mathbf{q}$$

where $\mathbf{q} \in \mathcal{P}(\mathcal{Y}_x)^{2^L}$ is a vector with elements $f_{Y_x|X,Z_\ell,Z_{-\ell}}(y | 1-x, z, z_{-\ell}^k)$. Thus $(\mathbf{f}_{Y_x|Z_\ell})_{\text{all } \ell} \in \mathcal{H}_x$.

Thus we have shown that $(\mathbf{f}_{Y_x|Z_\ell})_{\text{all } \ell} \in \mathcal{D}_x(c) \cap \mathcal{H}_x$. Since this is true for each $x \in \{0, 1\}$, we have $((\mathbf{f}_{Y_0|Z_\ell})_{\text{all } \ell}, (\mathbf{f}_{Y_1|Z_\ell})_{\text{all } \ell}) \in \Theta_0(c) \times \Theta_1(c)$.

Step 2. Next we show sharpness. Let $(\mathbf{f}_0, \mathbf{f}_1) \in \Theta_1(c) \times \Theta_0(c)$. Since $\mathbf{f}_x \in \mathcal{D}_x(c)$, c_ℓ -dependence is satisfied for all $\ell \in \{1, \dots, L\}$. This follows by reversing the arguments at the beginning of step 1, to see that $\mathbf{f}_x \in \mathcal{D}_x(c)$ implies

$$\mathbb{P}(Z_\ell = z | Y_x = y) \in [\max\{\mathbb{P}(Z_\ell = z) - c_\ell, 0\}, \min\{\mathbb{P}(Z_\ell = z) + c_\ell, 1\}]$$

for all $\ell \in \{1, \dots, L\}$ and all $z \in \{0, 1\}$.

Next, since $\mathbf{f}_x \in \mathcal{H}_x$, there is a vector of counterfactual densities $\mathbf{q}_x \in \mathcal{P}(\mathcal{Y}_x)^{2^L}$ such that

$$\mathbf{f}_x = (\mathbf{f}_{Y, X|Z_\ell}(\cdot, x))_{\text{all } \ell} + \mathbf{A}_x \mathbf{q}_x.$$

This vector \mathbf{q}_x consists of elements of the form $f_{Y_x|X, Z}(\cdot | 1-x, z)$. Take these densities and combine them with the observed densities

$$f_{Y|X, Z}(\cdot | x, z) = f_{Y_x|X, Z}(\cdot | x, z)$$

to get a distribution of $Y_x | (X, Z)$. Do this for both $x \in \{0, 1\}$. Combine these conditional marginal distributions into a joint distribution $(Y_0, Y_1) | (X, Z)$ using any copula, and finally combine these with the known marginals (X, Z) to get a joint distribution of (Y_0, Y_1, X, Z) . By construction, this joint distribution is consistent with c -dependence, the distribution of the observed data (Y, X, Z) , and yields the point $(\mathbf{f}_0, \mathbf{f}_1)$ that we started with. \square