

A Geometric Theory of Higher-Order Automatic Differentiation

Michael Betancourt

Abstract. First-order automatic differentiation is a ubiquitous tool across statistics, machine learning, and computer science. Higher-order implementations of automatic differentiation, however, have yet to realize the same utility. In this paper I derive a comprehensive, differential geometric treatment of automatic differentiation that naturally identifies the higher-order differential operators amenable to automatic differentiation as well as explicit procedures that provide a scaffolding for high-performance implementations.

Michael Betancourt is the principle research scientist at Symplectomorphic, LLC. (e-mail: betanalpha@gmail.com).

CONTENTS

1	First-Order Automatic Differentiation	3
1.1	Composite Functions and the Chain Rule	3
1.2	Automatic Differentiation	4
1.3	The Geometric Perspective of Automatic Differentiation	7
2	Jet Setting	8
2.1	Jets and Some of Their Properties	8
2.2	Velocity Spaces	10
2.3	Covelocity Spaces	13
3	Higher-Order Automatic Differentiation	15
3.1	Pushing Forwards Velocities	15
3.2	Pulling Back Covelocities	20
3.3	Interleaving Pushforwards and Pullbacks	24
4	Practical Implementations of Automatic Differentiation	31
4.1	Building Composite Functions	31
4.2	General Implementations	34
4.3	Local Implementations	44
5	Conclusion	54
6	Acknowledgements	54
	References	54

Automatic differentiation is a powerful and increasingly pervasive tool for numerically evaluating the derivatives of a function implemented as a computer program; see [Margossian \(2018\)](#); [Griewank and Walther \(2008\)](#); [Bücker et al. \(2006\)](#) for thorough reviews and [autodiff.org \(2018\)](#) for a extensive list of automatic differentiation software.

Most popular implementations of automatic differentiation focus on, and optimize for, evaluating the first-order differential operators required in methods such as gradient descent ([Bishop, 2006](#)), Langevin Monte Carlo ([Xifara et al., 2014](#)) and Hamiltonian Monte Carlo ([Betancourt, 2017](#)). Some implementations also offer support for the evaluation of higher-order differential operators that arise in more sophisticated methods such as Newton-Raphson optimization ([Bishop, 2006](#)), gradient-based Laplace Approximations ([Kristensen et al., 2016](#)), and certain Riemannian Langevin and Hamiltonian Monte Carlo implementations ([Betancourt, 2013](#)).

Most higher-order automatic differentiation implementations, however, exploit the recursive application of first-order methods ([Griewank and Walther, 2008](#)). While practically convenient, this recursive strategy can confound the nature of the underlying differential operators and obstruct the optimization of their implementations. In this paper I derive a comprehensive, differential geometric treatment of higher-order automatic differentiation that naturally identifies valid differential operators as well as explicit rules for their propagating through a computer program. This treatment not only identifies novel automatic differentiation techniques but also illuminates the challenges for efficient software implementations.

I begin with a conceptual review of first-order automatic differentiation and its relationship to differential geometry before introducing the jet spaces that generalize the underlying theory to higher-orders. Next I show how the natural transformations of jets explicitly realize higher-order differential operators before finally considering the consequences of the theory on the efficient implementation of these methods in practice.

1. FIRST-ORDER AUTOMATIC DIFFERENTIATION

First-order automatic differentiation has proven a powerful tool in practice, but the mechanisms that admit the method are often overlooked. Before considering higher-order methods let's first review first-order methods, starting with the chain rule over composite functions and the opportunities for algorithmic differentiation. We'll then place these techniques in a geometric perspective which will guide principled generalizations.

1.1 Composite Functions and the Chain Rule

The first-order differential structure of a function from the real numbers into the real numbers, $F_1 : \mathbb{R}^{D_0} \rightarrow \mathbb{R}^{D_1}$, in the neighborhood of a point, $x \in \mathbb{R}^{D_0}$ is completely quantified by the *Jacobian matrix* of first-order partial derivatives evaluated at that point,

$$(\mathcal{J}_{F_1})_j^i(x) = \frac{\partial (F_1)^i}{\partial x^j}(x).$$

Given another function $F_2 : \mathbb{R}^{D_1} \rightarrow \mathbb{R}^{D_2}$ we can construct the *composition*

$$\begin{aligned} F &= F_2 \circ F_1 : \mathbb{R}^{D_0} \rightarrow \mathbb{R}^{D_2} \\ x &\mapsto F(x) = F_2(F_1(x)). \end{aligned}$$

The Jacobian matrix for this composition is given by the infamous chain rule,

$$\begin{aligned} (\mathcal{J}_F)_j^i(x) &= \sum_{k=0}^{D_1} \frac{\partial (F_2)^i}{\partial y^k}(F_1(x)) \frac{\partial (F_1)^k}{\partial x^j}(x) \\ &= \sum_{k=1}^{D_1} (\mathcal{J}_{F_2})_k^i(F_1(x)) \cdot (\mathcal{J}_{F_1})_j^k(x). \end{aligned}$$

The structure of the chain rule tells us that the Jacobian matrix of the composite function is given by the matrix product of the Jacobian matrix of the component functions,

$$\mathcal{J}(x) = \mathcal{J}_{F_2}(F_1(x)) \cdot \mathcal{J}_{F_1}(x).$$

Applying the chain rule iteratively demonstrates that this product form holds for the composition of any number of component functions. In particular, given the component functions

$$\begin{aligned} F_n &: \mathbb{R}^{D_{n-1}} \rightarrow \mathbb{R}^{D_n} \\ x_{n-1} &\mapsto x_n = F_n(x_{n-1}). \end{aligned}$$

we can construct the composite function

$$F = F_N \circ F_{N-1} \circ \cdots \circ F_2 \circ F_1,$$

and its Jacobian matrix

$$\mathcal{J}_F(x) = \mathcal{J}_{F_N}(x_{N-1}) \cdot \mathcal{J}_{F_{N-1}}(x_{N-2}) \cdot \cdots \cdot \mathcal{J}_{F_2}(x_1) \cdot \mathcal{J}_{F_1}(x_0).$$

The iterative nature of the chain rule implies that we can build up the Jacobian matrix evaluated at a given input for any composite function as we apply each of the component functions to that input. In doing so we use only calculations local to each component function and avoid having to deal with the global structure of the composite function directly.

1.2 Automatic Differentiation

Automatic differentiation exploits the structure of the chain rule to evaluate differential operators of a function as the function itself is being evaluated as a computer program. A differential operator is a mapping that takes an input function to a new function that captures well-defined differential information about the input function. For example, first-order

differential operators of many-to-one real-valued functions include directional derivatives and gradients. At higher-orders well-posed differential operators are more subtle and tend to deviate from our expectations; for example the two-dimensional array of second-order partial derivatives commonly called the Hessian is not a well-posed differential operator.

The Jacobian matrix can be used to construct first-order differential operators that map vectors from the input space to vectors in the output space, and vice versa. For example, let's first consider the action of the Jacobian matrix on a vector v_0 in the input space \mathbb{R}^{D_0} ,

$$v = \mathcal{J}_F \cdot v_0,$$

or in terms of the components of the vector,

$$v^i = \sum_{j=1}^{D_0} (\mathcal{J}_F)_j^i(x_0) \cdot (v_0)^j = \sum_{j=1}^{D_0} \frac{\partial F^i}{\partial x^j}(x_0) \cdot (v_0)^j.$$

We can consider the input vector v_0 as a small perturbation of the input point with the action of the Jacobian producing a vector v that approximately quantifies how the output of the composite function changes under that perturbation,

$$v^i \approx F^i(x + v_0) - F^i(x).$$

Because of the product structure of the composite Jacobian matrix this action can be calculated sequentially, at each iteration multiplying one of the component Jacobian matrices by an intermediate vector,

$$\begin{aligned} \mathcal{J}_F(x) \cdot v_0 &= \mathcal{J}_{F_N}(x_{N-1}) \cdot \dots \cdot \mathcal{J}_{F_2}(x_1) \cdot \mathcal{J}_{F_1}(x_0) \cdot v_0 \\ &= \mathcal{J}_{F_N}(x_{N-1}) \cdot \dots \cdot \mathcal{J}_{F_2}(x_1) \cdot (\mathcal{J}_{F_1}(x_0) \cdot v_0) \\ &= \mathcal{J}_{F_N}(x_{N-1}) \cdot \dots \cdot \mathcal{J}_{F_2}(x_1) \cdot v_1 \\ &= \mathcal{J}_{F_N}(x_{N-1}) \cdot \dots \cdot (\mathcal{J}_{F_2}(x_1) \cdot v_1) \\ &= \mathcal{J}_{F_N}(x_{N-1}) \cdot \dots \cdot v_2 \\ &\dots \\ &= \mathcal{J}_N(x_{N-1}) \cdot v_{N-1} \\ &= v_N. \end{aligned}$$

In words, if we can evaluate the component Jacobian matrices then we can evaluate the action of the composite Jacobian matrix on an input vector by propagating that input vector through each of the component Jacobian matrices in turn. Different choices of v_0 extract different projections of the composite Jacobian matrix which isolate different details about the differential behavior of the composite function around the input point.

When the component functions are defined by subexpressions in a computer program the propagation of an input vector implements *forward mode automatic differentiation*. In this context the intermediate vectors are denoted *tangents* or *perturbations*.

The same methodology can be used to compute the action of the transposed Jacobian matrix on a vector α_0 in the output space, \mathbb{R}^{D_N} ,

$$\alpha = \mathcal{J}_F^T(x_0) \cdot \alpha_0,$$

or in terms of the components of the vector,

$$(\alpha)_i = \sum_{j=1}^{D_N} (\mathcal{J}_F)_i^j(x_0) \cdot (\alpha_0)_j = \sum_{j=1}^{D_N} \frac{\partial F^j}{\partial x^i}(x_0) \cdot (\alpha_0)_j.$$

Intuitively the output vector α_0 quantifies a perturbation in the output of the composite function while the action of the transposed Jacobian yields a vector α that quantifies the change in the input space needed to achieve that specific perturbation.

The transpose of the Jacobian matrix of a composite function is given by

$$\mathcal{J}_F^T = \mathcal{J}_1^T(x) \cdot \dots \cdot \mathcal{J}_N^T(x_{N-1}),$$

and its action on α_0 can be computed sequentially as

$$\begin{aligned} \mathcal{J}_F^T(x_0) \cdot \alpha_0 &= \mathcal{J}_{F_1}^T(x_0) \cdot \dots \cdot \mathcal{J}_{F_{N-1}}^T(x_{N-2}) \cdot \mathcal{J}_{F_N}^T(x_{N-1}) \cdot \alpha_0 \\ &= \mathcal{J}_{F_1}^T(x_0) \cdot \dots \cdot \mathcal{J}_{F_{N-1}}^T(x_{N-2}) \cdot (\mathcal{J}_{F_N}^T(x_{N-1}) \cdot \alpha_0) \\ &= \mathcal{J}_{F_1}^T(x_0) \cdot \dots \cdot \mathcal{J}_{F_{N-1}}^T(x_{N-2}) \cdot \alpha_1 \\ &= \mathcal{J}_{F_1}^T(x_0) \cdot \dots \cdot (\mathcal{J}_{F_{N-1}}^T(x_{N-2}) \cdot \alpha_1) \\ &= \mathcal{J}_{F_1}^T(x_0) \cdot \dots \cdot \alpha_2 \\ &\dots \\ &= \mathcal{J}_{F_1}^T(x) \cdot \alpha_{N-1} \\ &= \alpha_N. \end{aligned}$$

As before, if we can explicitly evaluate the component Jacobian matrices then we can evaluate the action of the transposed composite Jacobian matrix on an output vector by propagating said vector through each of the component Jacobian matrices, only now in the reversed order of the composition. The action of the transpose Jacobian allows for different components of the composite Jacobian matrix to be projected out with each sweep backwards through the component functions.

When the component functions are defined by subexpressions in a computer program the backwards propagation of an output vector implements *reverse mode automatic differentiation*. In this case the intermediate vectors are denoted *adjoints* or *sensitivities*.

Higher-order automatic differentiation is significantly more complicated due to the way that higher-order partial derivatives mix with lower-order partial derivatives. Most implementations of higher-order automatic differentiation recursively apply first-order methods,

implicitly propagating generalized tangents and adjoints back and forth across the composite function while automatically differentiating the analytic first-order partial derivatives to obtain the necessary higher-order partial derivatives at the same time. Although this approach removes the burden of specifying higher-order partial derivatives and the more complex update rules from users, it limits the clarity of those updates as well as the potential to optimize software implementations.

1.3 The Geometric Perspective of Automatic Differentiation

Using the Jacobian to propagate vectors forwards and backwards along a composite function isn't unreasonable once it's been introduced, and it certainly leads to useful algorithms in practice. There isn't much initial motivation, however, as to why this technique would be initially worth exploring, at least the way it's typically presented. Fortunately that motivation isn't absent entirely, it's just hiding in the field of differential geometry.

Differential geometry is the study of *smooth manifolds*, spaces that admit well-defined derivatives which generalize the tools of calculus beyond the real numbers (Lee, 2013). This generalization is useful for expanding the scope of derivatives and integrals, but it also strips away the structure of the real numbers irrelevant to differentiation which then facilitates the identification of well-defined differential calculations.

In differential geometry tangents are more formally identified as *tangent vectors*, elements of the *tangent space*, $T_x X$, at the input point, $x \in X$, where the composite function is being evaluated. These tangent vectors specify directions and magnitudes in a small neighborhood around p . The propagation of a tangent vector through a function,

$$\begin{aligned} F : X &\rightarrow Y \\ x &\mapsto F(x), \end{aligned}$$

is the natural *pushforward* operation which maps the input tangent space to the output tangent space,

$$\begin{aligned} F_* : T_x X &\rightarrow T_{F(x)} Y \\ v &\mapsto v_* \quad . \end{aligned}$$

The pushforward tangent vector quantifies the best linear approximation of the function along the direction of the tangent vector. The best linear approximation of a composite function can be computed as a series of best linear approximations of the intermediate composite functions by applying their respective pushforward operations to the initial tangent vector.

Similarly, adjoints are more formally identified as *cotangent vectors*, elements of the *cotangent space* $T_x^* X$ at the point $x \in X$ where the composite function is being evaluated. The propagation of a cotangent vector backwards through a function is the natural *pullback*

operation which maps the output cotangent space to the input cotangent space,

$$\begin{aligned} F^* : T_{F(x)}^* Y &\rightarrow T_x^* X \\ \alpha &\mapsto \alpha^*. \end{aligned}$$

Consequently the basis of automatic differentiation follows immediately from the objects and transformations that arise naturally in differential geometry (Pusch, 1996). The utility of this more formal perspective, besides the immediate generalization of automatic differentiation to any smooth manifold, is that it identifies the well-posed differential operators amenable to automatic differentiation. In particular, the extension of the geometric picture to higher-order derivatives clearly lays out the well-defined higher-order differential operations and their implementations, providing a principled foundation for building high-performance higher-order automatic differentiation algorithms.

2. JET SETTING

Tangent and cotangent vectors are the simplest instances of *jets* which approximate functions between smooth manifolds through their differential structure. More general jet spaces, especially the velocity and covelocality spaces, define higher-order approximations of functions and their transformations that lie at the heart of higher-order differential geometry.

In this section I will assume a familiarity with differential geometry and its contemporary notation – for a review I highly recommend Lee (2013). For a more formal review of the theory of jet spaces see Kolář, Michor and Slovák (1993).

2.1 Jets and Some of Their Properties

Tangent vectors, cotangent vectors, and jets are all equivalence classes of particular functions that look identical up to a certain differential order. A tangent vector at a point $x \in X$, for example, is an equivalence class of curves in a manifold,

$$c : \mathbb{R} \rightarrow X$$

that intersect at x and share the same first derivative at that intersection. Similarly, a cotangent vector at $x \in X$ is an equivalence class of real-valued functions that vanish at x ,

$$f : X \rightarrow \mathbb{R}, f(x) = 0,$$

and share the same first derivative at x . Jets generalize these concepts to equivalence classes of functions between any two smooth manifolds, $F : X \rightarrow Y$ that share the same Taylor expansion truncated to a given order.

More formally consider a point in the input space $x \in X$ and a surrounding neighborhood $U \subset X$. Let $\phi_X : U \rightarrow \mathbb{R}^{D_X}$ be a chart over U centered on x with the D_X coordinate functions $x_\phi^i : U \rightarrow \mathbb{R}$ satisfying $x_\phi^i(x) = 0$. Finally let $\phi_Y : F(U) \rightarrow \mathbb{R}^{D_Y}$ be a chart

over the image neighborhood $F(x) \in F(U) \subset Y$ with the D_Y corresponding coordinate functions $y_\phi^i : U \rightarrow \mathbb{R}$.

Composing a function $F : X \rightarrow Y$ with the chart on U and coordinate functions in $F(U)$ yields the real-valued function

$$y_\phi^i \circ F \circ \phi_X^{-1} : \mathbb{R}^{D_X} \rightarrow \mathbb{R}^{D_Y}$$

from which we can define the *higher-order Jacobian arrays*,

$$(\mathcal{J}_F)_{i_1 \dots i_{D_X}}^j(x) \equiv \frac{\partial(y_\phi^j \circ F \circ \phi_X^{-1})}{\partial x^{i_1} \dots \partial x^{i_{D_X}}}(x).$$

Here the index j ranges from 1 to D_Y and the indices i_k each range from 1 to D_X . These Jacobian arrays are *not* tensors but rather transform in much more subtle ways, as we will see below.

Using these higher-order Jacobian arrays we can define the Taylor expansion of F at x as

$$\begin{aligned} y_\phi^l \circ F(x') = & y_\phi^l \circ F(x) \\ & + (\mathcal{J}_F)_i^l(x) \cdot x_\phi^i(x') \\ & + \frac{1}{2!} (\mathcal{J}_F)_{ij}^l(x) \cdot x_\phi^i(x') \cdot x_\phi^j(x') \\ & + \frac{1}{3!} (\mathcal{J}_F)_{ijk}^l(x) \cdot x_\phi^i(x') \cdot x_\phi^j(x') \cdot x_\phi^k(x') \\ & + \dots \end{aligned}$$

An *R-truncated Taylor expansion* in the neighborhood U then follows as a Taylor expansion truncated to include only the first R terms. For example, the 2-truncated Taylor expansion would be

$$\begin{aligned} T_2(y_\phi^l \circ F(x')) = & y_\phi^l \circ F(x) \\ & + (\mathcal{J}_F)_i^l(x) \cdot x_\phi^i(x') \\ & + \frac{1}{2!} (\mathcal{J}_F)_{ij}^l(x) \cdot x_\phi^i(x') \cdot x_\phi^j(x'). \end{aligned}$$

An equivalence class of functions from X to Y that share the same R -truncated Taylor expansion at $x \in X$ is known as an *R-jet*, j_x^R , from the *source* x to the *target* $F(x)$. The jet corresponding to a particular function $F : X \rightarrow Y$ is denoted $j_x^R(F)$. While the specific value of each term in a Taylor expansion depends on the chosen charts, these equivalence classes, and hence the jets themselves, do not and hence characterize the inherent geometric structure of the maps.

The *jet space* of all R -jets between X and Y regardless of their sources or targets is denoted $J^R(X, Y)$. Likewise the restriction of the jet space to the source x is denoted

$J_x^R(X, Y)$ the restriction to the target y is denoted $J^R(X, Y)_y$, and the restriction to the source x and the target y at the same time is denoted

$$J_x^R(X, Y)_y = J_x^R(X, Y) \cap J^R(X, Y)_y.$$

In order for two functions to share the same R -truncated Taylor expansion they must also share the same $(R-1)$ -truncated Taylor expansion, the same $(R-2)$ -truncated Taylor expansion, and so on. Consequently there is a natural projection from the R -th order jet space to any lower-order jet space,

$$\pi_{R-n}^R : J^R(X, Y) \rightarrow J^{R-n}(X, Y)$$

for any $1 \leq n \leq R$. This projective structure is particularly useful for specifying coordinate representations of jets as in order to preserve this projective structure the coordinates will necessarily decompose into first-order coordinates, second-order coordinates, and so on.

One of the most important properties of jets is that they inherit a compositional structure from the compositional structure of their underlying functions. In particular we can define the composition of a jet $j_x^R(F_1) \in J_x^R(X, Y)$ and a jet $j_y^R(F_2) \in J_y^R(Y, Z)$ as the jet

$$j_y^R(F_2) \circ j_x^R(F_1) = j_x^R(F_2 \circ F_1) \in J_x^R(X, Z).$$

This compositional structure provides the basis for propagating higher-order jets, and the higher-order differential information that they encode, through a composite function. These propagations, however, will prove to be much more complex than those for tangent vectors and cotangent vectors because the coordinates of higher-order jets transform in more intricate ways.

Within the charts ϕ_X and ϕ_Y an R -jet can be specified by coordinates equal to the coefficients of the R -truncated Taylor expansion. For example, a 2-jet can be specified by the output values, $y_\phi^l \circ F(x)$, the components of the gradient, $(\mathcal{J}_F)_i^l(x)$, and the components of the Hessian, $(\mathcal{J}_F)_{ij}^l(x)$. Like the jets themselves, these coordinates transform in a complex manner. These coordinates are isomorphic to the coefficients of a rank R polynomial which allows for a more algebraic treatment of jets and their transformations as convenient. In particular, in these coordinates the compositional structure of jets reduces to the compositional structure of the quotient of a polynomial ring by its $(R+1)$ st-order ideal.

Any jet space encodes differential information of functions between two manifolds, but two jet spaces in particular naturally generalize the geometric perspective of automatic differentiation to higher-orders: velocity spaces and covelocality spaces.

2.2 Velocity Spaces

Tangent vectors are formally defined as equivalence classes of one-dimensional curves $c : \mathbb{R} \rightarrow X$ centered on a point $x \in X$. Consequently a natural candidate for their

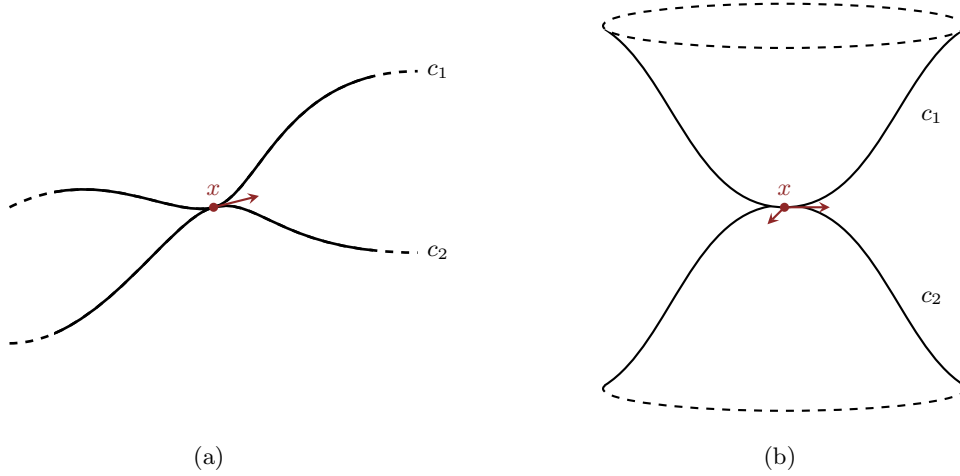


FIG 1. Velocities are equivalence classes of surfaces immersed into a manifold X that behave the same within a neighborhood of a given point $x \in X$. (a) $(1,1)$ -velocities at x are equivalence classes of one-dimensional curves with the same first-order behavior around x . Here c_1 and c_2 fall into the same equivalence class. (b) $(2,1)$ -velocities at x are equivalence classes of two-dimensional surfaces with the same first-order behavior at x . Here c_1 and c_2 once again fall into the same equivalence class. Higher-order velocities correspond to equivalence classes of higher-order differential behavior around x .

generalization are the equivalence classes of higher-dimensional *surfaces* immersed in X , $c^k : \mathbb{R}^k \rightarrow X$, or more formally the jet spaces $J_0^R(\mathbb{R}^k, X)_x$ (Figure 1). Jets belonging to these spaces are denoted (k, R) -velocities at x , with k the dimension of the velocity and R its order.

The term velocity here refers to a general notion of how quickly a surface is traversed around x and not just the first-order speed for which the term velocity is used in physics. For example, a $(1,1)$ -velocity corresponds to the curves sharing the same physical velocity at x , but a $(1,2)$ -velocity corresponds to curves sharing the same physical velocity and *physical acceleration*. Higher-dimensional velocities correspond to equivalence classes of higher-dimensional surfaces within X and so require consideration of changes along multiple directions.

In local coordinates the Taylor expansion of a one-dimensional curve can be written as

$$x^i(t_1) = \sum_{r=1}^R \frac{t_1^r}{r!} \frac{\partial^r c^i}{\partial t_1^r}.$$

Denoting

$$(\delta^r v)^i \equiv \frac{\partial^r c^i}{\partial t_1^r}$$

we can then specify an $(1, R)$ -velocity locally with the coordinates

$$\left(\frac{\partial c^i}{\partial t_1}, \dots, \frac{\partial^r c^i}{\partial t_1^r} \right) = ((\delta v^i), \dots, (\delta^r v^i)).$$

This δ^r notation serves as a convenient bookkeeping aid which allows any calculation to be quickly doubled-checked: any term involved in a calculation of the R -th order coordinates of an R -jet will require R δ s.

Keep in mind that for $r > 1$ the $\delta^r v^i$ are simply the elements of a one-dimensional array and do *not* correspond to the components of a vector. As we will see the higher-order coordinates of a velocity transform much more intricately than tangent vectors.

Higher-dimensional velocities probe the local structure of X in multiple directions at the same time. In coordinates a k -dimensional velocity is specified with perturbations along each of the k axes along with the corresponding cross terms. For example, a $(2, 2)$ -velocity in $J_0^2(\mathbb{R}^2, X)_0$ features the aligned coordinates

$$\begin{aligned} (\delta v)^i &= \frac{\partial c^i}{\partial t_1}, (\delta^2 v)^i = \frac{\partial^2 c^i}{\partial t_1^2}, \\ (\delta u)^i &= \frac{\partial c^i}{\partial t_2}, (\delta^2 u)^i = \frac{\partial^2 c^i}{\partial t_2^2}, \end{aligned}$$

and the crossed coordinates,

$$(\delta v \delta u)^i = \frac{\partial^2 c^i}{\partial t_1 \partial t_2}.$$

Similarly, a $(3, 3)$ -velocity in $J_0^3(\mathbb{R}^3, X)$ features the aligned coordinates

$$\begin{aligned} (\delta v)^i &= \frac{\partial c^i}{\partial t_1}, (\delta^2 v)^i = \frac{\partial^2 c^i}{\partial t_1^2}, (\delta^3 v)^i = \frac{\partial^3 c^i}{\partial t_1^3}, \\ (\delta u)^i &= \frac{\partial c^i}{\partial t_2}, (\delta^2 u)^i = \frac{\partial^2 c^i}{\partial t_2^2}, (\delta^3 u)^i = \frac{\partial^3 c^i}{\partial t_2^3}, \\ (\delta w)^i &= \frac{\partial c^i}{\partial t_3}, (\delta^2 w)^i = \frac{\partial^2 c^i}{\partial t_3^2}, (\delta^3 w)^i = \frac{\partial^3 c^i}{\partial t_3^3}, \end{aligned}$$

and the crossed coordinates,

$$\begin{aligned} (\delta v \delta u)^i &= \frac{\partial^2 c^i}{\partial t_1 \partial t_2}, (\delta u \delta w)^i = \frac{\partial^2 c^i}{\partial t_2 \partial t_3}, (\delta v \delta w)^i = \frac{\partial^2 c^i}{\partial t_1 \partial t_3}, \\ (\delta^2 v \delta u)^i &= \frac{\partial^3 c^i}{\partial t_1^2 \partial t_2}, (\delta v \delta^2 u)^i = \frac{\partial^3 c^i}{\partial t_1 \partial t_2^2}, (\delta^2 u \delta w)^i = \frac{\partial^3 c^i}{\partial t_2^2 \partial t_3}, \\ (\delta u \delta^2 w)^i &= \frac{\partial^3 c^i}{\partial t_2 \partial t_3^2}, (\delta^2 v \delta w)^i = \frac{\partial^3 c^i}{\partial t_1^2 \partial t_3}, (\delta v \delta^2 w)^i = \frac{\partial^3 c^i}{\partial t_1 \partial t_3^2}, \\ (\delta v \delta u \delta w)^i &= \frac{\partial^3 c^i}{\partial t_1 \partial t_2 \partial t_3}. \end{aligned}$$

The coordinates with R δ s specify the R -th order structure of the velocity, and exhibit the natural projective structure of jets. For example, a $(2, 2)$ -velocity specified with the coordinates

$$\delta v \delta u = ((\delta v)^i, (\delta u)^i, (\delta^2 v)^i, (\delta v \delta u)^i, (\delta^2 u)^i)$$

projects to a $(2, 1)$ -velocity specified with the coordinates

$$\pi_1^2(\delta v \delta u) = ((\delta v)^i, (\delta u)^i).$$

Because of the product structure of the real numbers, the $(2, 1)$ -velocity can further be projected to the $(1, 1)$ -velocity with coordinates $(\delta v)^i$ or the $(1, 1)$ -velocity with coordinates $(\delta u)^i$.

2.3 Covelocality Spaces

Cotangent vectors are equivalence classes of real-valued functions $f : X \rightarrow \mathbb{R}$ that vanish at $x \in X$. Consequently a natural jet spaces to consider for generalizing the behavior of cotangent vectors are $J_x^R(X, \mathbb{R}^k)_0$ (Figure 2). Jets in these spaces are denoted (k, R) -*covelocities* where once again k refers to the dimension of a covelocality and R its order.

In local coordinates the Taylor expansion of a function $f : X \rightarrow \mathbb{R}$ that vanishes at the input point is completely specified by the corresponding Jacobian arrays. Consequently we can define coordinates for $(1, R)$ -covelocities as collections of real numbers with the same symmetries as the Jacobian arrays. For example, a $(1, 1)$ -covelocality is specified with the coordinates

$$((\mathfrak{d}\alpha)_i).$$

Similarly a $(1, 2)$ -covelocality is specified with the coordinates

$$((\mathfrak{d}\alpha)_i, (\mathfrak{d}^2\alpha)_{ij}),$$

where $(\mathfrak{d}^2\alpha)_{ij} = (\mathfrak{d}^2\alpha)_{ji}$, and a $(1, 3)$ -covelocality is specified with the coordinates

$$((\mathfrak{d}\alpha)_i, (\mathfrak{d}^2\alpha)_{ij}, (\mathfrak{d}^3\alpha)_{ijk}),$$

where $(\mathfrak{d}^3\alpha)_{ijk} = (\mathfrak{d}^3\alpha)_{jik} = (\mathfrak{d}^3\alpha)_{kji}$. In each case the indices run from 1 to D_X .

The coordinates of a covelocality belonging to a specific function $f : X \rightarrow \mathbb{R}$ are given by the corresponding Jacobian arrays. For example, a $(1, 3)$ -covelocality for the function f at x is specified by the coordinates

$$\begin{aligned} (\mathfrak{d}\alpha(f))_i &= (\mathcal{J}_f)_i^l(x) = \frac{\partial(y_\phi^l \circ f)}{\partial x^i}(x) \\ (\mathfrak{d}^2\alpha(f))_{ij} &= (\mathcal{J}_f)_{ij}^l(x) = \frac{\partial(y_\phi^l \circ f)}{\partial x^i \partial x^j}(x) \\ (\mathfrak{d}^3\alpha(f))_{ijk} &= (\mathcal{J}_f)_{ijk}^l(x) = \frac{\partial(y_\phi^l \circ f)}{\partial x^i \partial x^j \partial x^k}(x). \end{aligned}$$

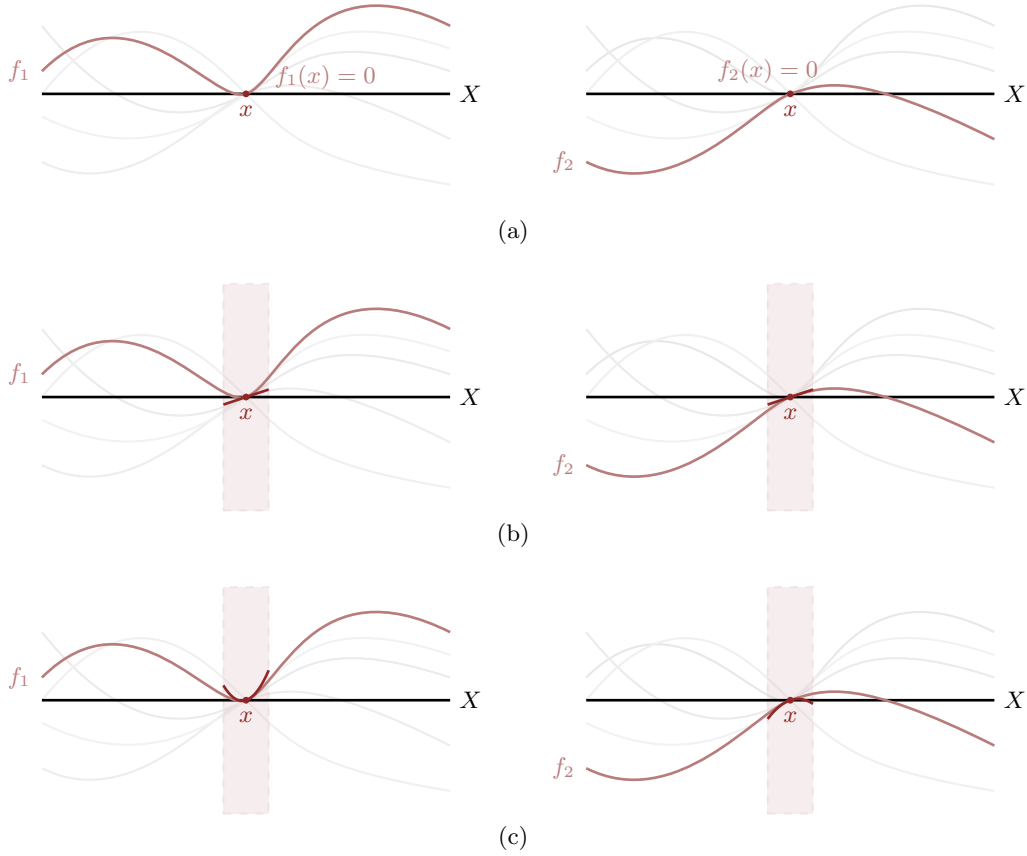


FIG 2. *Covelocities at a point $x \in X$ are equivalence classes of real-valued functions that vanish at x with the same differential behavior around x up to a given order. (a) One-dimensional covelocities at x are equivalence classes of scalar real-valued functions. (b) Because f_1 and f_2 have the same linear behavior around x they belong to the same (1,1)-covelocality. (c) The two functions feature different second-order behavior, however, and hence belong to different (1,2)-covelocities.*

Higher-dimensional covelocity spaces inherit the product structure of \mathbb{R}^k ,

$$J^R(\mathbb{R}^k, X)_0 = \otimes_{k'=1}^k J^R(\mathbb{R}, X)_0.$$

Consequently the properties of higher-dimensional covelocity spaces simply replicate the properties of the one-dimensional covelocity space. Because of this in this paper we will limit our consideration to one-dimensional covelocity spaces.

As with velocities, the coordinates representations of covelocities manifest the projective structure of jets, with the components with R \mathfrak{d} s specifying the R -th order structure of the covelocity. For example, a $(1, 2)$ -covelocity specified with the coordinates

$$\mathfrak{d}^2\alpha = ((\mathfrak{d}\alpha)_i, (\mathfrak{d}^2\alpha)_{ij})$$

projects to a $(1, 1)$ -covelocity specified with the coordinates

$$\pi_1^2(\mathfrak{d}^2\alpha) = ((\mathfrak{d}\alpha)_i).$$

3. HIGHER-ORDER AUTOMATIC DIFFERENTIATION

The natural compositional structure of jets immediately defines natural pushforwards of velocities and pullbacks of covelocities. These transformations then allow us to sequentially propagate these objects, and the differential structure they encode, through composite functions. This propagation immediately generalizes the geometric perspective of automatic differentiation to higher-orders.

In this section I first derive the pushforwards of velocities and the pure forward mode automatic differentiation algorithms they define before considering the pullback of covelocities and the pure reverse mode automatic differentiation algorithms they define. Finally I exploit the subtle duality between covelocities and velocities to derive mixed mode automatic differentiation algorithms.

3.1 Pushing Forwards Velocities

Any smooth map $F : X \rightarrow Y$ induces a map from higher-dimensional curves on X , $c : \mathbb{R}^k \rightarrow X$, to higher-order curves on Y , $c^* : \mathbb{R}^k \rightarrow Y$, through composition, $c^* = F \circ c$. Consequently we can define the pushforward of any (k, R) -velocity as the R -truncated Taylor expansion of the pushforward curve c^* for any curve c belonging to the equivalence class of the original velocity.

This pushforward action can also be calculated in coordinates as a transformation from the coordinates of the initial velocity over X to the coordinates of the pushforward velocity over Y . Here we consider the pushforwards of first, second, and third-order velocities and discuss the differential operators that they implicitly implement.

3.1.1 First-Order Pushforwards In local coordinates the pushforward of a first-order velocity is given by the first derivative of any pushforward curve,

$$\begin{aligned} (\delta v_*)^l &= \frac{\partial}{\partial t}(F \circ c)^l \\ &= (\mathcal{J}_F)_i^l(x) \cdot \frac{\partial c^i}{\partial t} \\ &= (\mathcal{J}_F)_i^l(x) \cdot (\delta v)^i. \end{aligned}$$

This behavior mirrors the transformation properties of tangent vector coordinates, which is not a coincidence as tangent vectors are identically first-order velocities.

3.1.2 Second-Order Pushforwards Given the projective structure of velocities and their coordinates, the first-order coordinates of higher-order velocities transform like the coordinates of first-order velocities derived above.

The transformation of the higher-order coordinates of a $(1, 2)$ -velocity follows from the repeated action of the one temporal derivative,

$$\begin{aligned} (\delta^2 v_*)^l &= \frac{\partial^2}{\partial t_1^2}(F \circ c)^l \\ &= \frac{\partial}{\partial t_1} \left((\mathcal{J}_F)_i^l(x) \cdot \frac{\partial c^i}{\partial t_1} \right) \\ &= (\mathcal{J}_F)_{ij}^l(x) \cdot \frac{\partial c^i}{\partial t_1} \cdot \frac{\partial c^j}{\partial t_1} + (\mathcal{J}_F)_i^l(x) \cdot \frac{\partial^2 c^i}{\partial t_1^2} \\ &= (\mathcal{J}_F)_{ij}^l(x) \cdot (\delta v)^i \cdot (\delta v)^j + (\mathcal{J}_F)_i^l(x) \cdot (\delta^2 v)^i. \end{aligned}$$

Under a pushforward the second-order coordinates mix with the first-order coordinates in a transformation that clearly distinguishes them from the coordinates of a vector.

The aligned second-order coordinates of a two-dimensional second-order velocity, $(\delta^2 v)^i$ and $(\delta^2 u)^i$, transform in the same way as the second-order coordinates of a $(1, 2)$ -velocity. The second-order cross term, $(\delta v \delta u)^i$ instead mixes the two corresponding first-order coordinates together,

$$\begin{aligned} (\delta v \delta u_*)^l &= \frac{\partial^2}{\partial t_2 \partial t_1}(F \circ c)^l \\ &= \frac{\partial}{\partial t_2} \left((\mathcal{J}_F)_i^l(x) \cdot \frac{\partial c^i}{\partial t_1} \right) \\ &= (\mathcal{J}_F)_{ij}^l(x) \cdot \frac{\partial c^i}{\partial t_1} \cdot \frac{\partial c^j}{\partial t_2} + (\mathcal{J}_F)_i^l(x) \cdot \frac{\partial^2 c^i}{\partial t_1 \partial t_2} \\ &= (\mathcal{J}_F)_{ij}^l(x) \cdot (\delta u)^i \cdot (\delta v)^j + (\mathcal{J}_F)_i^l(x) \cdot (\delta u \delta v)^i. \end{aligned}$$

While the second-order coordinates all mix with the first-order coordinates, they do not mix with each other. This hints at the rich algebraic structure of higher-order velocities.

3.1.3 Third-Order Pushforwards The transformation of the aligned third-order coordinates of a third-order velocity follow from one more application of the temporal derivative,

$$\begin{aligned} (\delta^3 v_*)^l &= \frac{\partial^3}{\partial t_1^3} (F \circ c)^l \\ &= (\mathcal{J}_F)_{ijk}^l(x) \cdot (\delta v)^i \cdot (\delta v)^j \cdot (\delta v)^k + 3(\mathcal{J}_F)_{ij}^l(x) \cdot (\delta v)^i \cdot (\delta^2 v)^j + (\mathcal{J}_F)_i^l(x) \cdot (\delta^3 v)^i. \end{aligned}$$

Similarly, the maximally-mixed third-order coordinates transforms as

$$\begin{aligned} (\delta v \delta u \delta w)_*^l &= \frac{\partial^3}{\partial t_1 \partial t_2 \partial t_3} (F \circ c)^l \\ &= (\mathcal{J}_F)_{ijk}^l(x) \cdot (\delta v)^i \cdot (\delta u)^j \cdot (\delta w)^k \\ &\quad + (\mathcal{J}_F)_{ij}^l(x) \cdot (\delta v^i \cdot (\delta u \delta w)^j + \delta u^i \cdot (\delta v \delta w)^j + \delta w^i \cdot (\delta v \delta u)^j) \\ &\quad + (\mathcal{J}_F)_i^l(x) \cdot (\delta v \delta u \delta w)^i. \end{aligned}$$

In particular, we can transform these maximally-mixed coordinates using only information from three aligned first-order coordinates, $(\delta v)^i$, $(\delta u)^i$, and $(\delta w)^i$, the three mixed second-order coordinates, $(\delta u \delta w)^i$, $(\delta v \delta w)^i$, and $(\delta v \delta u)^i$, and the one mixed third-order coordinates, $(\delta v \delta u \delta w)^i$. Indeed, exploiting the increasingly sparse dependencies of the higher-order velocity coordinates on the lower-order coordinates is key to propagating only the differential information of interest and avoiding unnecessary computation.

3.1.4 Forward Mode Automatic Differentiation Pushing forward velocities, or equivalently transforming their coordinate representations, through a composite function,

$$F = F_N \circ F_{N-1} \circ \dots \circ F_2 \circ F_1,$$

is readily accomplished by pushing forward an initial velocity through each component function iteratively (Figure 3). This sequence of pushforwards implicitly implements the chain rule for higher-order derivatives and hence provides a basis for pure forward mode higher-order automatic differentiation.

Consider, for example, a composite function $F : \mathbb{R}^D \rightarrow \mathbb{R}$. In this case the coordinate representation of a first-order Jacobian array is given by components of the gradient,

$$(\mathcal{J}_F)_i(x) = \frac{\partial F}{\partial x^i}(x),$$

the coordinate representation of the second-order Jacobian array is given by the components of the Hessian,

$$(\mathcal{J}_F)_{ij}(x) = \frac{\partial^2 F}{\partial x^i \partial x^j}(x),$$

and the coordinate representation of the third-order Jacobian array is given by all of the third-order partial derivatives,

$$(\mathcal{J}_F)_{ijk}(x) = \frac{\partial^3 F}{\partial x^i \partial x^j \partial x^k}(x).$$

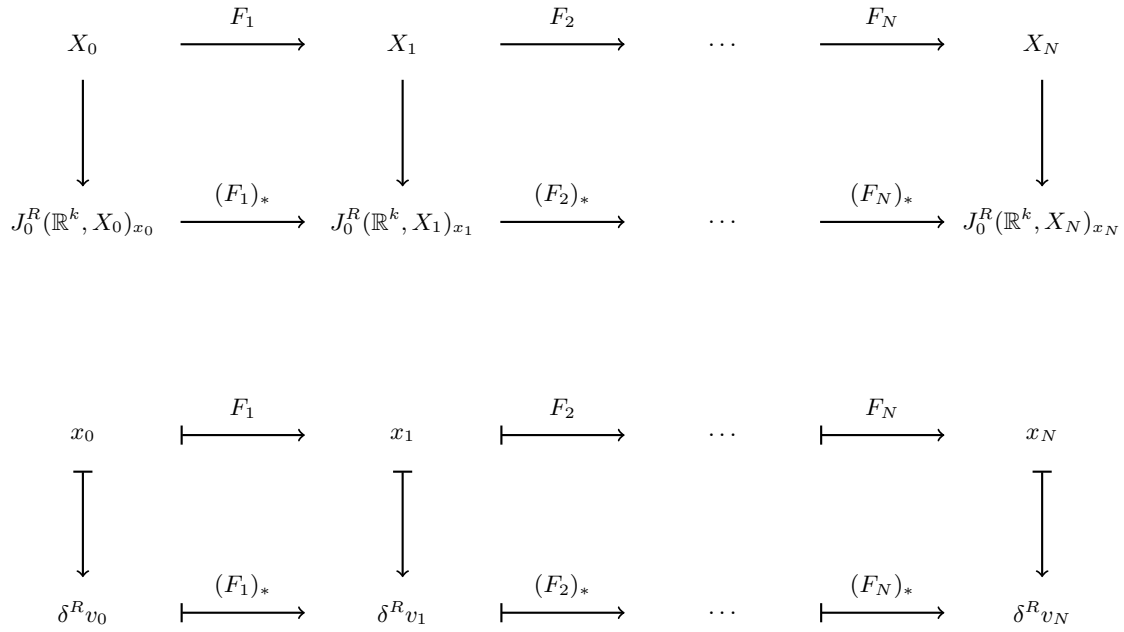


FIG 3. Pushing $\delta^R v_0$, a (k, R) -velocity in $J_0^R(\mathbb{R}^k, X_0)_{x_0}$, forwards through a function F yields, $\delta^R v_N$, a (k, R) -velocity in $J_0^R(\mathbb{R}^k, X_N)_{x_N}$ that captures information about the differential structure of F around x_0 . When F is a composite function we can compute this pushforward iteratively by pushing the initial velocity forwards through each component function.

Pushing a $(1, 1)$ -velocity forward through F evaluates the *first-order directional derivative*

$$(\delta v_*) = \frac{\partial F}{\partial x^i}(x) \cdot (\delta v)^i,$$

which is just standard first-order forward-mode automatic differentiation.

Similarly, pushing a $(2, 2)$ -velocity whose coordinates all vanish except for $(\delta v)^i$ and $(\delta u)^i$ evaluates three second-order directional derivatives,

$$\begin{aligned} (\delta^2 v_*) &= \frac{\partial^2 F}{\partial x^i \partial x^j}(x) \cdot (\delta v)^i \cdot (\delta v)^j \\ (\delta^2 u_*) &= \frac{\partial^2 F}{\partial x^i \partial x^j}(x) \cdot (\delta u)^i \cdot (\delta u)^j \\ (\delta v \delta u_*) &= \frac{\partial^2 F}{\partial x^i \partial x^j}(x) \cdot (\delta v)^i \cdot (\delta u)^j, \end{aligned}$$

along with the corresponding first-order directional derivatives,

$$\begin{aligned} (\delta v_*) &= \frac{\partial F}{\partial x^i}(x) \cdot (\delta v)^i \\ (\delta u_*) &= \frac{\partial F}{\partial x^i}(x) \cdot (\delta u)^i. \end{aligned}$$

Because the second-order coordinates don't mix, in practice we need only compute one second-order directional derivative at a time.

Finally, the pushforward of an initial $(3, 3)$ -velocity whose higher-order coordinates vanish evaluates all of the directional derivatives up to third-order, including

$$\begin{aligned} (\delta v \delta u \delta w_*) &= \frac{\partial^3 F}{\partial x^i \partial x^j \partial x^k}(x) \cdot (\delta v)^i \cdot (\delta u)^j \cdot (\delta w)^k \\ (\delta v \delta u_*) &= \frac{1}{2} \frac{\partial^2 F}{\partial x^i \partial x^j}(x) \cdot (\delta v)^i \cdot (\delta u)^j \\ (\delta v \delta w_*) &= \frac{\partial^2 F}{\partial x^i \partial x^j}(x) \cdot (\delta v)^i \cdot (\delta w)^j \\ (\delta u \delta w_*) &= \frac{\partial^2 F}{\partial x^i \partial x^j}(x) \cdot (\delta u)^i \cdot (\delta w)^j \\ (\delta v_*) &= \frac{\partial F}{\partial x^i}(x) \cdot (\delta v)^i \\ (\delta u_*) &= \frac{\partial F}{\partial x^i}(x) \cdot (\delta u)^i \\ (\delta w_*) &= \frac{\partial F}{\partial x^i}(x) \cdot (\delta w)^i. \end{aligned}$$

The pushforward of one-dimensional velocities provides a geometric generalization of univariate Taylor series methods ([Griewank, Utke and Walther, 2000](#)).

3.2 Pulling Back Covelocities

Any smooth map $F : X \rightarrow Y$ induces a map from real-valued functions on Y , $g : Y \rightarrow \mathbb{R}$, to real-valued functions on X , $g^* : X \rightarrow \mathbb{R}$, through composition, $g^* = g \circ F$. Consequently we can define the pullback of any $(1, R)$ -covelocity as the R -truncated Taylor expansion of the pullback function g^* for any real-valued function g belonging to the equivalence class of the original covelocity. The pullback of higher-dimensional covelocities can be derived in the same way, but since they decouple into copies of one-dimensional covelocity pullbacks we will focus on the transformation of one-dimensional covelocities here.

This pullback action can also be calculated in coordinates as a transformation from the coordinates of the initial covelocity over Y to the coordinates of the pullback covelocity over X . Here we consider the pullbacks of first, second, and third-order covelocities and remark on the differential operators that they implement.

3.2.1 First-Order Pullbacks The 1-truncated Taylor expansion of a real-valued function $g : Y \rightarrow \mathbb{R}$ around $F(x) \in Y$ is given by

$$T_1(g(y)) = (\mathcal{J}_g)_i(F(x)) \cdot y_\phi^i(y)$$

and hence specifies a $(1, 1)$ -covelocity in $J_y^1(Y, \mathbb{R})_0$ with the coordinates

$$(\mathfrak{d}\alpha)_i = (\mathcal{J}_g)_i(F(x)).$$

At the same time the 1-truncated Taylor expansion of the composition $g \circ F$ around $x \in X$ defines the polynomial

$$T_1(g \circ F(x')) = (\mathcal{J}_g)_l(F(x)) \cdot (\mathcal{J}_F)_i^l(x) \cdot x_\phi^i(x')$$

and hence specifies a $(1, 1)$ -covelocity in $J_x^1(X, \mathbb{R})_0$ with coordinates

$$(\mathfrak{d}\alpha^*)_i = (\mathcal{J}_g)_l(F(x)) \cdot (\mathcal{J}_F)_i^l(x).$$

Rewriting the coordinates of the compositional covelocity on X in terms of the coefficients of the initial covelocity on Y gives the transformation

$$(\mathfrak{d}\alpha^*)_i = (\mathcal{J}_F)_i^l(x) \cdot (\mathfrak{d}\alpha)_l.$$

In words, the coordinates of the pullback covelocity are given by a mixture of the coordinates of the initial covelocity weighted by the first-order partial derivatives of F in the local chart. This transformational behavior mirrors that of cotangent vectors, which is none too surprising given that cotangent vectors are identically first-order covelocities.

3.2.2 Second-Order Pullbacks Similarly, the 2-truncated Taylor expansion of a real-valued function $g : Y \rightarrow \mathbb{R}$ around $F(x) \in Y$ is given by

$$\begin{aligned} T_2(g(y)) &= (\mathcal{J}_g)_i(F(x)) \cdot y_\phi^i(y) \\ &\quad + \frac{1}{2} (\mathcal{J}_g)_{ij}(F(x)) \cdot y_\phi^i(y) \cdot y_\phi^j(y) \end{aligned}$$

and hence specifies a $(1, 2)$ -covelocality in $J_y^2(Y, \mathbb{R})_0$ with the coordinates

$$\begin{aligned} (\mathfrak{d}\alpha)_i &= (\mathcal{J}_g)_i(F(x)) \\ (\mathfrak{d}\alpha)_{ij} &= (\mathcal{J}_g)_{ij}(F(x)) \end{aligned}$$

At the same time the 2-truncated Taylor expansion of the composition $g \circ F$ around $x \in X$ defines the polynomial

$$\begin{aligned} T_2(g \circ F(x')) &= (\mathcal{J}_g)_l(F(x)) \cdot (\mathcal{J}_F)_i^l(x) \cdot x_\phi^i(x') \\ &\quad + \frac{1}{2} \left((\mathcal{J}_g)_l(F(x)) \cdot (\mathcal{J}_F)_{ij}^l(x) + (\mathcal{J}_g)_{lm}(F(x)) \cdot (\mathcal{J}_F)_i^l(x) \cdot (\mathcal{J}_F)_j^m(x) \right) \\ &\quad \cdot x_\phi^i(x') \cdot x_\phi^j(x') \end{aligned}$$

and hence specifies a $(1, 2)$ -covelocality in $J_x^2(X, \mathbb{R})_0$ with coordinates

$$\begin{aligned} (\mathfrak{d}\alpha^*)_i &= (\mathcal{J}_g)_l(F(x)) \cdot (\mathcal{J}_F)_i^l(x) \\ (\mathfrak{d}\alpha^*)_{ij} &= (\mathcal{J}_g)_l(F(x)) \cdot (\mathcal{J}_F)_{ij}^l(x) + (\mathcal{J}_g)_{lm}(F(x)) \cdot (\mathcal{J}_F)_i^l(x) \cdot (\mathcal{J}_F)_j^m(x) \end{aligned}$$

Rewriting the coordinates of the compositional covelocity on X in terms of the coefficients of the initial covelocity on Y gives the transformations

$$\begin{aligned} (\mathfrak{d}\alpha^*)_i &= (\mathcal{J}_F)_i^l(x) \cdot (\mathfrak{d}\alpha)_l \\ (\mathfrak{d}^2\alpha^*)_{ij} &= (\mathcal{J}_F)_{ij}^l(x) \cdot (\mathfrak{d}\alpha)_l + (\mathcal{J}_F)_i^l(x) \cdot (\mathcal{J}_F)_j^m(x) \cdot (\mathfrak{d}^2\alpha)_{lm} \end{aligned}$$

As expected from the projective structure of covelocities, the first-order coordinates transform in the same way as the coordinates of a first-order covelocity. The second-order coordinates, however, must mix with the first-order coordinates in order to form the correct transformation.

3.2.3 Third-Order Pullbacks The continuation to third-order follows in turn. The coordinates of a $(1, 3)$ -covelocality in $J_y^3(Y, \mathbb{R})_0$ define the coordinates of a pushforward $(1, 3)$ -covelocality in $J_x^3(X, \mathbb{R})_0$ as

$$\begin{aligned} (\mathfrak{d}\alpha^*)_i &= (\mathcal{J}_F)_i^l(x) \cdot (\mathfrak{d}\alpha)_l \\ (\mathfrak{d}^2\alpha^*)_{ij} &= (\mathcal{J}_F)_{ij}^l(x) \cdot (\mathfrak{d}\alpha)_l + (\mathcal{J}_F)_i^l(x) \cdot (\mathcal{J}_F)_j^m(x) \cdot (\mathfrak{d}^2\alpha)_{lm} \\ (\mathfrak{d}^3\alpha^*)_{ijk} &= (\mathcal{J}_F)_{ijk}^l(x) \cdot (\mathfrak{d}\alpha)_l \\ &\quad + \left((\mathcal{J}_F)_i^l(x) \cdot (\mathcal{J}_F)_{jk}^m(x) + (\mathcal{J}_F)_j^l(x) \cdot (\mathcal{J}_F)_{ik}^m(x) + (\mathcal{J}_F)_k^l(x) \cdot (\mathcal{J}_F)_{ij}^m(x) \right) (\mathfrak{d}^2\alpha)_{lm} \\ &\quad + (\mathcal{J}_F)_i^l(x) \cdot (\mathcal{J}_F)_j^m(x) \cdot (\mathcal{J}_F)_k^q(x) \cdot (\mathfrak{d}^3\alpha)_{lmq} \end{aligned}$$

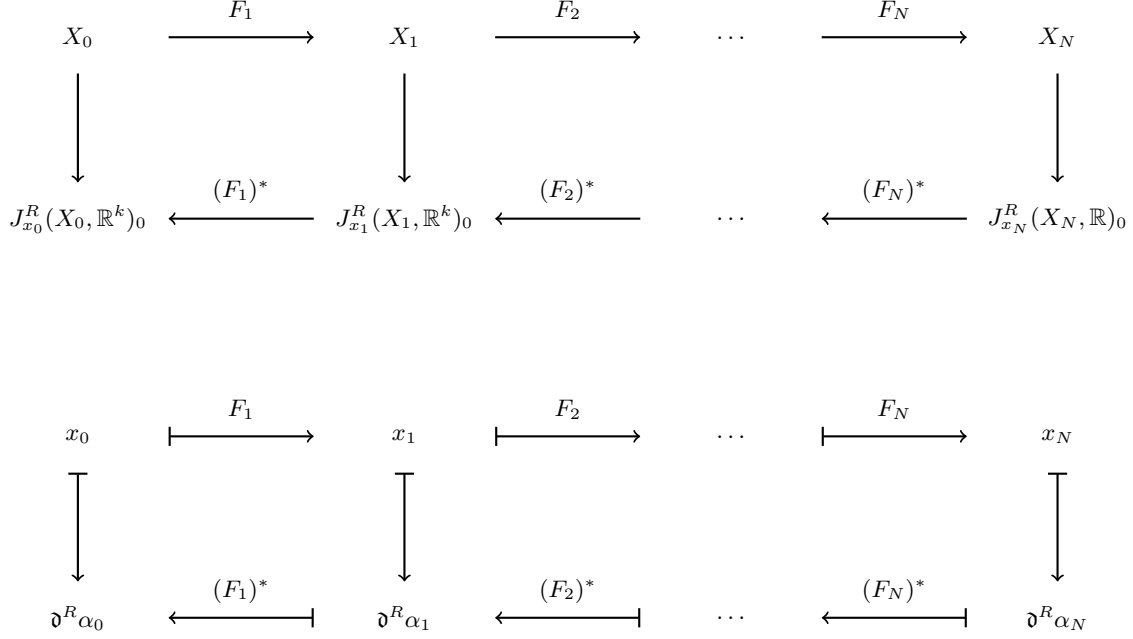


FIG 4. Pulling $\mathfrak{d}^R_{\alpha_N}$, a (k, R) -covelocity in $J_{x_N}^R(X_N, \mathbb{R}^k)_0$, backwards through a function F yields, $\mathfrak{d}^R_{\alpha_0}$, a (k, R) -covelocity in $J_{x_0}^R(X_0, \mathbb{R}^k)_0$ that captures information about the differential structure of F around x_0 . When F is a composite function we can compute this pullback iteratively by pulling the final covelocity backwards through each component function.

The projective structure is again apparent, with the first-order coordinates transforming as the coordinates of a first-order covelocity and the second-order coordinates transforming as the coordinates of a second-order velocity. The transformation of the third-order coordinates mixes coordinates across all orders with first, second, and third-order partial derivatives.

3.2.4 Reverse-Mode Automatic Differentiation We can construct the pullback of a covelocity along a composite function

$$F = F_N \circ F_{N-1} \circ \dots \circ F_2 \circ F_1$$

by pulling back an final covelocity through each component function iteratively (Figure 4). This sequence of pullbacks implicitly implements the higher-order chain rule, and hence provides a basis for pure reverse mode higher-order automatic differentiation.

For example, consider a composite function $F : \mathbb{R}^D \rightarrow \mathbb{R}$, in which case the coordinate representations of the Jacobian array become the partial derivatives as in Section 3.1.4. In

this case the pullback coordinates at each component function F_n transform as

$$\begin{aligned}
(\mathfrak{d}\alpha^*)_i &= \frac{\partial(F_n)^l}{\partial x^i}(x_{n-1}) \cdot (\mathfrak{d}\alpha)_l \\
(\mathfrak{d}^2\alpha^*)_{ij} &= \frac{\partial^2(F_n)^l}{\partial x^i \partial x^j}(x_{n-1}) \cdot (\mathfrak{d}\alpha)_l + \frac{\partial(F_n)^l}{\partial x^i}(x_{n-1}) \cdot \frac{\partial(F_n)^m}{\partial x^j}(x_{n-1}) \cdot (\mathfrak{d}^2\alpha)_{lm} \\
(\mathfrak{d}^3\alpha^*)_{ijk} &= \frac{\partial^3(F_n)^l}{\partial x^i \partial x^j \partial x^k}(x_{n-1}) \cdot (\mathfrak{d}\alpha)_l \\
&\quad + \left(\frac{\partial(F_n)^l}{\partial x^i}(x_{n-1}) \cdot \frac{\partial^2(F_n)^m}{\partial x^j \partial x^k}(x_{n-1}) \right. \\
&\quad \quad + \frac{\partial(F_n)^l}{\partial x^j}(x_{n-1}) \cdot \frac{\partial^2(F_n)^m}{\partial x^i \partial x^k}(x_{n-1}) \\
&\quad \quad \left. + \frac{\partial(F_n)^l}{\partial x^k}(x_{n-1}) \cdot \frac{\partial^2(F_n)^m}{\partial x^i \partial x^j}(x_{n-1}) \right) \cdot (\mathfrak{d}^2\alpha)_{lm} \\
&\quad + \frac{\partial(F_n)^l}{\partial x^i}(x_{n-1}) \cdot \frac{\partial(F_n)^m}{\partial x^j}(x_{n-1}) \cdot \frac{\partial(F_n)^q}{\partial x^k}(x_{n-1}) \cdot (\mathfrak{d}^3\alpha)_{lmq}.
\end{aligned}$$

Pulling the $(1,1)$ -covelocality with coordinate $(\mathfrak{d}\alpha)_1 = 1$ back through F yields the components of the gradient evaluated at the input,

$$(\mathfrak{d}\alpha^*)_i = \frac{\partial F}{\partial x^i}(x),$$

which is just standard first-order reverse-mode automatic differentiation.

Pulling a $(1,2)$ -covelocality with first-order coefficients $(\mathfrak{d}\alpha)_1 = 1$ and second-order coefficients $(\mathfrak{d}^2\alpha)_{11} = 0$ back through F yields not only the components of the gradient but also the components of the Hessian evaluated at the input,

$$\begin{aligned}
(\mathfrak{d}\alpha^*)_i &= \frac{\partial F}{\partial x^i}(x) \\
(\mathfrak{d}^2\alpha^*)_{ij} &= \frac{\partial^2 F}{\partial x^i \partial x^j}(x).
\end{aligned}$$

Pulling a $(1,3)$ -covelocality with first-order coefficients $(\mathfrak{d}\alpha)_1 = 1$ and vanishing higher-order coefficients $(\mathfrak{d}^2\alpha)_{11} = (\mathfrak{d}^3\alpha)_{111} = 0$ back through F yields also the third-order partial derivatives of the composite function,

$$\begin{aligned}
(\mathfrak{d}\alpha^*)_i &= \frac{\partial F}{\partial x^i}(x) \\
(\mathfrak{d}^2\alpha^*)_{ij} &= \frac{\partial^2 F}{\partial x^i \partial x^j}(x). \\
(\mathfrak{d}^3\alpha^*)_{ijk} &= \frac{\partial^3 F}{\partial x^i \partial x^j \partial x^k}(x).
\end{aligned}$$

In general the pullback of a R -th order covelocity whose higher-order coefficients all vanish will yield all of the partial derivatives up to order R evaluated at $x \in X$,

$$\frac{\partial F^j}{\partial x^i}(x), \frac{\partial^2 F^j}{\partial x^i \partial x^j}(x), \dots, \frac{\partial^R F^j}{\partial x^{i_1} \dots \partial x^{i_R}}(x).$$

The pullback of a $(1, R)$ -covelocity yields an explicit version of the recursive updates introduced in [Neidinger \(1992\)](#).

3.3 Interleaving Pushforwards and Pullbacks

Pushing forwards velocities and pulling back covelocities do not define all of the natural differential operators that exist at a given order. For example, neither evaluates the Hessian-vector product of a many-to-one function directly. We could run D forward mode sweeps to compute each element of the product one-by-one, or we could run a single, memory-intensive second-order reverse mode sweep to compute the full Hessian and only then contract it against the desired vector. Fortunately we can exploit the subtle duality of velocities and covelocities to derive explicit calculations for the gradients of the differential operators implemented with forward mode methods, such as the Hessian-vector product as the gradient of a first-order directional derivative.

At first-order velocities and covelocities manifest the duality familiar from tangent vectors and cotangent vectors: the space of linear transformations from $(k, 1)$ -covelocities to the real numbers is isomorphic to the space of $(k, 1)$ -velocities, and the space of linear transformations from $(k, 1)$ -velocities to the real numbers is isomorphic to the space of $(k, 1)$ -covelocities. In other words, any $(k, 1)$ -velocity serves as a map that takes any $(k, 1)$ -covelocity to a real number and vice-versa.

As we proceed to higher-orders this duality isn't quite as clean. In general the space of linear transformations from covelocities to real numbers is not contained within any single velocity space but instead spans a mixture of velocity spaces up to the given dimension and order. Consequently constructing explicit duals to a given velocity or covelocity requires care. Fortunately we can always verify a valid dual pair by demonstrating that the action of a dual on a pulled back covelocity is equal to the action of the pushed forward dual on the initial covelocity (Figure 5).

Once we've identified valid covelocity duals we can then define contractions with well-defined pullbacks by projecting the duals to lower orders. These contractions then propagate through composite functions, carrying the the differential information required to evaluate the gradients of directional derivatives with them.

3.3.1 Second-Order Contraction Pullbacks Consider a $(1, 2)$ -covelocity, $\mathfrak{d}^2\alpha \in J^2(X, \mathbb{R})_0$ with coordinates $((\mathfrak{d}\alpha)_l, (\mathfrak{d}^2\alpha)_{lm})$. In this case there are multiple duals, but let's take the $(2, 2)$ -velocity, $\delta u \delta v \in J_0^2(\mathbb{R}^2, X)$ with non-vanishing coordinates $((\delta v)_i, (\delta u)_i, (\delta v \delta u)_i)$.

$$\begin{array}{ccccc}
 \cdots & x_{n-1} & \xrightarrow{F_n} & x_n & \cdots \\
 & \downarrow & & \downarrow & \\
 \cdots & v_{n-1} & \xrightarrow{(F_n)_*} & v_n & \cdots \\
 & \downarrow & & \downarrow & \\
 \cdots & \mathfrak{d}^R \alpha_{n-1} & \xleftarrow{(F_n)^*} & \mathfrak{d}^R \alpha_n & \cdots
 \end{array}$$

FIG 5. The dual space of a given covelocity space consists of the linear maps from the covelocity space to the real numbers. For example, $\delta^R v_{n-1}(\mathfrak{d}^R \alpha_n) = r \in \mathbb{R}$. This duality is consistent with respect to pushforwards and pullbacks – $\delta^R v_n(\mathfrak{d}^R \alpha_{n-1}) = r$ as well. This consistency is useful for verifying that we've identified an appropriate dual for any given covelocity.

In coordinates the action of this dual on the pullback of the covelocity is given by

$$\begin{aligned}
 \delta u \delta v(\mathfrak{d}^2 \alpha_*) &= (\delta v)^i \cdot (\delta u)^j \cdot (\mathfrak{d}^2 \alpha^*)_{ij} + (\delta v \delta u)^i \cdot (\mathfrak{d} \alpha^*)_i \\
 &= (\mathcal{J}_F)_i^l(x) \cdot (\mathcal{J}_F)_j^m(x) \cdot (\delta v)^i \cdot (\delta u)^j \cdot (\mathfrak{d}^2 \alpha)_{lm} \\
 &\quad + (\mathcal{J}_F)_{ij}^l(x) \cdot (\delta v)^i \cdot (\delta u)^j \cdot (\mathfrak{d} \alpha)_l + (\mathcal{J}_F)_i^l(x) \cdot (\delta v \delta u)^i \cdot (\mathfrak{d} \alpha)_l \\
 &= \left[(\mathcal{J}_F)_i^l(x) \cdot (\delta v)^i \right] \left[(\mathcal{J}_F)_j^m(x) \cdot (\delta u)^j \right] (\mathfrak{d}^2 \alpha)_{lm} \\
 &\quad + \left[(\mathcal{J}_F)_{ij}^l(x) \cdot (\delta v)^i (\delta u)^j + (\mathcal{J}_F)_i^l(x) \cdot (\delta v \delta u)^i \right] \cdot (\mathfrak{d} \alpha)_l \\
 &= (\delta v^*)^l \cdot (\delta u^*)^m \cdot (\mathfrak{d}^2 \alpha)_{lm} + (\delta v \delta u^*)^l \cdot (\mathfrak{d} \alpha)_l \\
 &= (\delta u \delta v^*)(\mathfrak{d}^2 \alpha),
 \end{aligned}$$

which is just the action of the pushforward dual on the initial covelocity, as expected from the required consistency.

In coordinates the projection of the dual to a $(2, 1)$ -velocity is given by

$$\pi_1^2((\delta v)^i, (\delta u)^i, (\delta v \delta u)^i) = (\delta v^i, \delta u^i).$$

which we can further project to the two $(1, 1)$ -velocities with coordinates $(\delta v)^i$ and $(\delta u)^i$, respectively.

Either projection can then be applied to the $(1, 2)$ -covelocity which in coordinates gives

$$\begin{aligned}
(\delta v)^i \cdot (\mathfrak{d}^2 \alpha^*)_{ij} + (\mathfrak{d} \alpha^*)_j &= (\mathcal{J}_F)_i^l(x) \cdot (\mathcal{J}_F)_j^m(x) \cdot (\delta v)^i \cdot (\mathfrak{d}^2 \alpha)_{lm} \\
&\quad + (\mathcal{J}_F)_{ij}^l(x) \cdot (\delta v)^i \cdot (\mathfrak{d} \alpha)_l + (\mathcal{J}_F)_j^l(x) \cdot (\mathfrak{d} \alpha)_l \\
&= (\mathcal{J}_F)_j^l(x) \cdot \left[(\mathcal{J}_F)_i^m(x) \cdot (\delta v)^i \right] \cdot (\mathfrak{d}^2 \alpha)_{lm} \\
&\quad + (\mathcal{J}_F)_{ij}^l(x) \cdot (\delta v)^i \cdot (\mathfrak{d} \alpha)_l + (\mathcal{J}_F)_j^l(x) \cdot (\mathfrak{d} \alpha)_l \\
&= (\mathcal{J}_F)_j^l(x) \cdot (\delta v_*)^m \cdot (\mathfrak{d}^2 \alpha)_{lm} + (\mathcal{J}_F)_{ij}^l(x) \cdot (\delta v)^i \cdot (\mathfrak{d} \alpha)_l + (\mathcal{J}_F)_j^l(x) \cdot (\mathfrak{d} \alpha)_l.
\end{aligned}$$

Defining the contraction $(\mathfrak{d} \beta)_l = (\delta v_*)^m (\mathfrak{d}^2 \alpha)_{lm}$ this simplifies to

$$(\mathfrak{d} \beta^*)_j + (\mathfrak{d} \alpha^*)_j = (\mathcal{J}_F)_j^l(x) \cdot (\mathfrak{d} \beta)_l + (\mathcal{J}_F)_{ij}^l(x) \cdot (\delta v)^i \cdot (\mathfrak{d} \alpha)_l + (\mathcal{J}_F)_j^l(x) \cdot (\mathfrak{d} \alpha)_l,$$

which decouples into the sequential updates: first

$$(\mathfrak{d} \alpha^*)_j = (\mathcal{J}_F)_j^l(x) \cdot (\mathfrak{d} \alpha)_l,$$

and then

$$(\mathfrak{d} \beta^*)_j = (\mathcal{J}_F)_j^l(x) \cdot (\mathfrak{d} \beta)_l + (\mathcal{J}_F)_{ij}^l(x) \cdot (\delta v)^i \cdot (\mathfrak{d} \alpha)_l.$$

In other words, provided that we've already pushed δv forwards and pulled $\mathfrak{d} \alpha$ back, the contraction $\mathfrak{d} \beta$ features a well-defined pull back that we can use to propagate new differential information through a composite function.

Given the function

$$F = F_N \circ F_{N-1} \circ \dots \circ F_2 \circ F_1,$$

we can then push the $(1, 1)$ -velocity δv forwards through each component function via

$$(\delta v_*)^l = (\mathcal{J}_{F_n})_i^l(x_{n-1}) \cdot (\delta v)^i,$$

and then pull the $(1, 1)$ -covelocity $\mathfrak{d} \alpha$ backwards through the component functions via

$$(\mathfrak{d} \alpha^*)_i = (\mathcal{J}_{F_n})_i^l(x_{n-1}) \cdot (\mathfrak{d} \alpha)_l.$$

As we're pulling back $\mathfrak{d} \alpha$ we can use the intermediate pushforwards of δv to pull back $\mathfrak{d} \beta$ as well via

$$(\mathfrak{d} \beta^*)_i = (\mathcal{J}_{F_n})_i^l(x_{n-1}) \cdot (\mathfrak{d} \beta)_l + (\mathcal{J}_{F_n})_{ij}^l(x_{n-1}) \cdot (\delta v)^j \cdot (\mathfrak{d} \alpha)_l.$$

This sequence implements mixed mode higher-order automatic differentiation that evaluates gradients of directional derivatives.

For example, take the composite function $F : \mathbb{R}^D \rightarrow \mathbb{R}$. Pushing forwards δv through F gives a pushforward velocity at each component function and then ultimately the first-order directional derivative,

$$(\delta v_*) = \frac{\partial F}{\partial x^i}(x) \cdot (\delta v)^i.$$

Pulling $(\mathfrak{d}\alpha)^l = 1$ and $(\mathfrak{d}\beta)^i = 0$ back through F , then yields the components of the gradient,

$$(\mathfrak{d}\alpha^*)_i = \frac{\partial F}{\partial x^i}(x)$$

and the components of the gradient of the first-order directional derivative

$$(\mathfrak{d}\beta_*)_i = \frac{\partial}{\partial x^i} \left(\frac{\partial F}{\partial x^j}(x) \cdot (\delta v)^j \right) = \frac{\partial^2 F}{\partial x^i \partial x^j}(x) \cdot (\delta v)^j$$

in a single reverse sweep.

As we will see below, this mixed mode method is particularly useful because, unlike higher-order reverse mode methods, it can be implemented using only information local to each subexpression in a computer program. Indeed these methods reduce to explicit versions of *higher-order adjoint methods* (Griewank and Walther, 2008). There $\mathfrak{d}\beta$ is called a *second-order adjoint*, but because its transformation mixes pushforwards and pullbacks the it is perhaps more accurately denoted a *conditional* second-order adjoint.

3.3.2 Third-Order Contraction Pullbacks Similarly, consider a $(1,3)$ -covelocity, $\mathfrak{d}^3\alpha \in J_x^3(X, \mathbb{R})_0$ with coordinates $((\mathfrak{d}\alpha)_l, (\mathfrak{d}^2\alpha)_{lm}, (\mathfrak{d}^3\alpha)_{lmq})$. One possible dual is the $(3,3)$ -velocity, $\delta u \delta v \delta w \in J_0^3(\mathbb{R}^3, X)_x$ with non-vanishing coordinates

$$((\delta v)_i, (\delta u)_i, (\delta w)_i, (\delta v \delta u)_i, (\delta v \delta w)_i, (\delta u \delta w)_i, (\delta v \delta u \delta w)_i).$$

In coordinates the action of this dual on the pullback of a given covelocity is given by

$$\begin{aligned} \delta u \delta v \delta w (\mathfrak{d}^3\alpha_*) &= (\delta v)^i \cdot (\delta u)^j \cdot (\delta w)^j \cdot (\mathfrak{d}^3\alpha^*)_{ij} \\ &+ \left[(\delta v)^i \cdot (\delta u \delta w)^j + (\delta u)^i \cdot (\delta v \delta w)^j + (\delta w)^i \cdot (\delta v \delta u)^j \right] \cdot (\mathfrak{d}^2\alpha^*)_{ij} \\ &+ (\delta v \delta u \delta w)^i \cdot (\mathfrak{d}\alpha^*)_i. \end{aligned}$$

In coordinates the projection of the dual to a $(3,2)$ -velocity is given by

$$\begin{aligned} \pi_2^3((\delta v)^i, (\delta u)^i, (\delta w)^i, (\delta v \delta u)^i, (\delta v \delta w)^i, (\delta u \delta w)^i, (\delta v \delta u \delta w)^i) \\ = ((\delta v)^i, (\delta u)^i, (\delta w)^i, (\delta v \delta u)^i, (\delta v \delta w)^i, (\delta u \delta w)^i). \end{aligned}$$

which we can further project to three $(2,2)$ -velocities with the coordinates

$$\begin{aligned} &((\delta v)^i, (\delta u)^i, (\delta v \delta u)^i) \\ &((\delta v)^i, (\delta w)^i, (\delta v \delta w)^i) \\ &((\delta u)^i, (\delta w)^i, (\delta u \delta w)^i). \end{aligned}$$

Applying the first to a $(1, 3)$ -covelocity gives the coordinate action

$$\begin{aligned}
& (\delta v)^i \cdot (\delta u)^j \cdot (\mathfrak{d}^3 \alpha^*)_{ijk} + (\delta v \delta u)^i \cdot (\mathfrak{d}^2 \alpha^*)_{ik} + (\mathfrak{d} \alpha^*)_k \\
&= (\mathcal{F}_F)_{ijk}^l(x) \cdot (\delta v)^i \cdot (\delta u)^j \cdot (\mathfrak{d} \alpha)_l \\
&\quad + \left((\mathcal{F}_F)_i^l(x) \cdot (\mathcal{F}_F)_{jk}^m(x) + (\mathcal{F}_F)_j^l(x) \cdot (\mathcal{F}_F)_{ik}^m(x) + (\mathcal{F}_F)_k^l(x) \cdot (\mathcal{F}_F)_{ij}^m(x) \right) \\
&\quad \cdot (\delta v)^i \cdot (\delta u)^j \cdot (\mathfrak{d}^2 \alpha)_{lm} \\
&\quad + (\mathcal{F}_F)_i^l(x) \cdot (\mathcal{F}_F)_j^m(x) \cdot (\mathcal{F}_F)_k^q(x) \cdot (\delta v)^i \cdot (\delta u)^j \cdot (\mathfrak{d}^3 \alpha)_{lmq} \\
&\quad + (\mathcal{F}_F)_i^l(x) \cdot (\mathcal{F}_F)_k^m(x) \cdot (\delta v \delta u)^i \cdot (\mathfrak{d}^2 \alpha)_{lm} + (\mathcal{F}_F)_{ik}^l(x) \cdot (\delta v \delta u)^i \cdot (\mathfrak{d} \alpha)_l \\
&\quad + (\mathcal{F}_F)_k^l(x) \cdot (\mathfrak{d} \alpha)_l \\
&= (\mathcal{F}_F)_{ijk}^l(x) \cdot (\delta v)^i \cdot (\delta u)^j \cdot (\mathfrak{d} \alpha)_l \\
&\quad + (\mathcal{F}_F)_{jk}^m(x) \cdot \left[(\mathcal{F}_F)_i^l(x) (\delta v)^i \right] \cdot (\delta u)^j \cdot (\mathfrak{d}^2 \alpha)_{lm} \\
&\quad + (\mathcal{F}_F)_{ik}^m(x) \cdot \left[(\mathcal{F}_F)_j^l(x) (\delta u)^j \right] \cdot (\delta v)^i \cdot (\mathfrak{d}^2 \alpha)_{lm} \\
&\quad + (\mathcal{F}_F)_{ik}^l(x) \cdot (\delta v \delta u)^i \cdot (\mathfrak{d} \alpha)_l \\
&\quad + (\mathcal{F}_F)_k^l(x) \cdot \left[(\mathcal{F}_F)_i^m(x) \cdot (\delta v \delta u)^i + (\mathcal{F}_F)_{ij}^m(x) \cdot (\delta v)^i \cdot (\delta u)^j \right] \cdot (\mathfrak{d}^2 \alpha)_{lm} \\
&\quad + (\mathcal{F}_F)_k^n(x) \cdot \left[(\mathcal{F}_F)_i^l(x) \cdot (\delta v)^i \right] \cdot \left[(\mathcal{F}_F)_j^m(x) \cdot (\delta u)^j \right] \cdot (\mathfrak{d}^3 \alpha)_{lmn} \\
&\quad + (\mathcal{F}_F)_k^l(x) \cdot (\mathfrak{d} \alpha)_l \\
&= (\mathcal{F}_F)_{ijk}^l(x) (\delta v)^i \cdot (\delta u)^j \cdot (\mathfrak{d} \alpha)_l \\
&\quad + (\mathcal{F}_F)_{jk}^m(x) \cdot (\delta v^*)^l \cdot (\delta u)^j \cdot (\mathfrak{d}^2 \alpha)_{lm} + (\mathcal{F}_F)_{ik}^m(x) \cdot (\delta u^*)^l \cdot (\delta v)^i \cdot (\mathfrak{d}^2 \alpha)_{lm} \\
&\quad + (\mathcal{F}_F)_{ik}^l(x) \cdot (\delta v \delta u)^i \cdot (\mathfrak{d} \alpha)_l \\
&\quad + (\mathcal{F}_F)_k^l(x) \cdot (\delta v \delta u^*)^m \cdot (\mathfrak{d}^2 \alpha)_{lm} \\
&\quad + (\mathcal{F}_F)_k^n(x) \cdot (\delta v^*)^l \cdot (\delta u^*)^m \cdot (\mathfrak{d}^3 \alpha)_{lmn} \\
&\quad + (\mathcal{F}_F)_k^l(x) \cdot (\mathfrak{d} \alpha)_l \\
&= (\mathcal{F}_F)_{ijk}^l(x) \cdot (\delta v)^i \cdot (\delta u)^j \cdot (\mathfrak{d} \alpha)_l \\
&\quad + (\mathcal{F}_F)_{jk}^m(x) \cdot (\delta u)^j \cdot \left[(\delta v^*)^l (\mathfrak{d}^2 \alpha)_{lm} \right] + (\mathcal{F}_F)_{ik}^m(x) \cdot (\delta v)^i \cdot \left[(\delta u^*)^l (\mathfrak{d}^2 \alpha)_{lm} \right] \\
&\quad + (\mathcal{F}_F)_{ik}^l(x) \cdot (\delta v \delta u)^i \cdot (\mathfrak{d} \alpha)_l \\
&\quad + (\mathcal{F}_F)_k^l(x) \left[(\delta v^*)^l \cdot (\delta u^*)^m \cdot (\mathfrak{d}^3 \alpha)_{lmn} + (\delta v \delta u^*)^m \cdot (\mathfrak{d}^2 \alpha)_{lm} \right] \\
&\quad + (\mathcal{F}_F)_k^l(x) \cdot (\mathfrak{d} \alpha)_l.
\end{aligned}$$

Defining the partial contractions

$$\begin{aligned}(\mathfrak{d}\beta)_l &= (\delta v^*)^m \cdot (\mathfrak{d}^2\alpha)_{lm} \\ (\mathfrak{d}\gamma)_l &= (\delta u^*)^m \cdot (\mathfrak{d}^2\alpha)_{lm} \\ (\mathfrak{d}\epsilon)_l &= (\delta v^*)^l \cdot (\delta u^*)^m \cdot (\mathfrak{d}^3\alpha)_{lmn} + (\delta v\delta u^*)^l \cdot (\mathfrak{d}^2\alpha)_{ln}\end{aligned}$$

this simplifies to

$$\begin{aligned}(\mathfrak{d}\epsilon^*)_k + (\mathfrak{d}\alpha^*)_k &= (\mathcal{J}_F)_{ijk}^l(x) \cdot (\delta v)^i \cdot (\delta u)^j \cdot (\mathfrak{d}\alpha)_l \\ &\quad + (\mathcal{J}_F)_{jk}^m(x) \cdot (\delta u)^j \cdot (\mathfrak{d}\beta)_m + (\mathcal{J}_F)_{ik}^m(x) \cdot (\delta v)^i \cdot (\mathfrak{d}\gamma)_m + (\mathcal{J}_F)_{ik}^l(x) \cdot (\delta v\delta u)^i \cdot (\mathfrak{d}\alpha)_l \\ &\quad + (\mathcal{J}_F)_k^l(x) \cdot (\mathfrak{d}\epsilon)_l \\ &\quad + (\mathcal{J}_F)_k^l(x) \cdot (\mathfrak{d}\alpha)_l,\end{aligned}$$

which decouples into three sequential updates: first

$$(\mathfrak{d}\alpha^*)_j = (\mathcal{J}_F)_j^l(x) \cdot (\mathfrak{d}\alpha)_l,$$

then two updates that follow from Section 3.3.1,

$$\begin{aligned}(\mathfrak{d}\beta^*)_i &= (\mathcal{J}_F)_i^l(x) \cdot \beta_l + (\mathcal{J}_F)_{ij}^l(x) \cdot (\delta v)^j \cdot (\mathfrak{d}\alpha)_l \\ (\mathfrak{d}\gamma^*)_i &= (\mathcal{J}_F)_i^l(x) \cdot \gamma_l + (\mathcal{J}_F)_{ij}^l(x) \cdot (\delta u)^j \cdot (\mathfrak{d}\alpha)_l,\end{aligned}$$

and finally

$$\begin{aligned}(\mathfrak{d}\epsilon^*)_k &= (\mathcal{J}_F)_k^l(x) \cdot (\mathfrak{d}\epsilon)_l \\ &\quad + (\mathcal{J}_F)_{ijk}^l(x) (\delta v)^i \cdot (\delta u)^j \cdot (\mathfrak{d}\alpha)_l \\ &\quad + (\mathcal{J}_F)_{jk}^m(x) \cdot (\delta u)^j \cdot (\mathfrak{d}\beta)_m + (\mathcal{J}_F)_{ik}^m(x) \cdot (\delta v)^i \cdot (\mathfrak{d}\gamma)_m + (\mathcal{J}_F)_{ik}^l(x) \cdot (\delta v\delta u)^i \cdot (\mathfrak{d}\alpha)_l.\end{aligned}$$

In other words, provided that we've already pushed δv , δu , and $\delta v\delta u$ forwards and pulled $\mathfrak{d}\alpha$, $\mathfrak{d}\beta$, and $\mathfrak{d}\gamma$ back the contraction $\mathfrak{d}\epsilon$ admits a well-defined pull back that we can use to propagate new differential information through a composite function.

Given the function

$$F = F_N \circ F_{N-1} \circ \dots \circ F_2 \circ F_1,$$

we can then push the velocities forwards through each component function via

$$\begin{aligned}(\delta v_*)^l &= (\mathcal{J}_{F_n})_i^l(x_{n-1}) \cdot (\delta v)^i \\ (\delta u_*)^l &= (\mathcal{J}_{F_n})_i^l(x_{n-1}) \cdot (\delta u)^i \\ (\delta v\delta u_*)^l &= (\mathcal{J}_{F_n})_i^l(x_{n-1}) \cdot (\delta v\delta u)^i + (\mathcal{J}_{F_n})_{ij}^l(x_{n-1}) \cdot (\delta v)^i \cdot (\delta u)^j\end{aligned}$$

and then pull the $(1,1)$ -covelocity $\mathfrak{d}\alpha$ backwards through the component functions via

$$(\mathfrak{d}\alpha^*)_i = (\mathcal{J}_{F_n})_i^l(x_{n-1}) \cdot (\mathfrak{d}\alpha)_l.$$

As we're pulling back $\mathfrak{d}\alpha$ we can use the intermediate pushforwards of the velocities to pull back the contractions as well,

$$\begin{aligned} (\mathfrak{d}\beta^*)_i &= (\mathcal{J}_{F_n})_i^l(x_{n-1}) \cdot (\mathfrak{d}\beta)_l + (\mathcal{J}_{F_n})_{ij}^l(x_{n-1}) \cdot (\delta v)^j \cdot (\mathfrak{d}\alpha)_l \\ (\mathfrak{d}\gamma^*)_i &= (\mathcal{J}_{F_n})_i^l(x_{n-1}) \cdot (\mathfrak{d}\gamma)_l + (\mathcal{J}_{F_n})_{ij}^l(x_{n-1}) \cdot (\delta u)^j \cdot (\mathfrak{d}\alpha)_l \\ (\mathfrak{d}\epsilon^*)_k &= (\mathcal{J}_{F_n})_k^l(x_{n-1}) \cdot (\mathfrak{d}\epsilon)_l \\ &\quad + (\mathcal{J}_{F_n})_{ijk}^l(x_{n-1}) \cdot (\delta v)^i (\delta u)^j \cdot (\mathfrak{d}\alpha)_l \\ &\quad + (\mathcal{J}_{F_n})_{jk}^m(x_{n-1}) \cdot (\delta u)^j \cdot (\mathfrak{d}\beta)_m \\ &\quad + (\mathcal{J}_{F_n})_{ik}^m(x_{n-1}) \cdot (\delta v)^i \cdot (\mathfrak{d}\gamma)_m \\ &\quad + (\mathcal{J}_{F_n})_{ik}^l(x_{n-1}) \cdot (\delta v \delta u)^i \cdot (\mathfrak{d}\alpha)_l. \end{aligned}$$

This sequence implements mixed mode higher-order automatic differentiation that evaluates the gradient of second-order directional derivatives.

For example, take the many-to-one composite function $F : \mathbb{R}^D \rightarrow \mathbb{R}$. Pushing forwards δv , δu , and $\delta v \delta u = 0$ through F defines a pushforward velocity at each component function and then ultimately the first and second-order directional derivatives,

$$\begin{aligned} (\delta v)_* &= \frac{\partial F}{\partial x^i}(x) \cdot (\delta v)^i \\ (\delta u)_* &= \frac{\partial F}{\partial x^i}(x) \cdot (\delta u)^i \\ (\delta v \delta u)_* &= \frac{\partial^2 F}{\partial x^i \partial x^j}(x) \cdot (\delta v)^i \cdot (\delta u)^j. \end{aligned}$$

Pulling $(\mathfrak{d}\alpha)^l = 1$ and $(\mathfrak{d}\beta)^l = (\mathfrak{d}\gamma)^l = (\mathfrak{d}\epsilon)^l = 0$ back through F yields the components of the gradient,

$$(\mathfrak{d}\alpha^*)_i = \frac{\partial F}{\partial x^i}(x)$$

the components of the two possible first-order directional derivative gradients,

$$\begin{aligned} (\mathfrak{d}\beta^*)_i &= \frac{\partial^2 F}{\partial x^i \partial x^j}(x) \cdot (\delta v)^j \\ (\mathfrak{d}\gamma^*)_i &= \frac{\partial^2 F}{\partial x^i \partial x^j}(x) \cdot (\delta u)^j, \end{aligned}$$

and then finally the gradient of the second-order directional derivative,

$$(\mathfrak{d}\epsilon^*)_i = \frac{\partial}{\partial x^i} \left(\frac{\partial^2 F}{\partial x^j \partial x^k}(x) \cdot (\delta v)^j \cdot (\delta u)^k \right) = \frac{\partial^3 F}{\partial x^i \partial x^j \partial x^k}(x) \cdot (\delta v)^j \cdot (\delta u)^k.$$

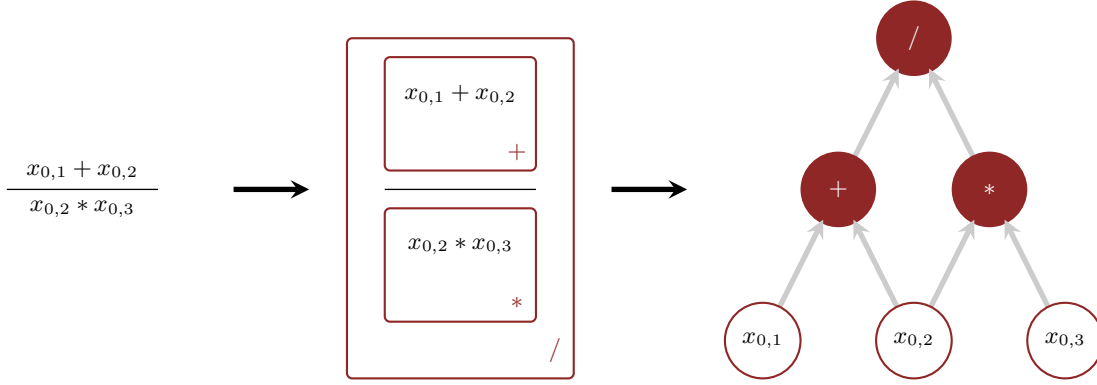


FIG 6. The subexpressions of a computer program that computes a function between manifolds define a directed acyclic graph known as an *expression graph*, where each internal node defines a subexpression in the program and the leaf nodes define input variables. A program implementing the function $y = (x_{0,1} + x_{0,2}) / (x_{0,2} * x_{0,3})$, for example, generates a graph with three subexpression nodes and the three input leaves, $\{x_{0,1}, x_{0,2}, x_{0,3}\}$.

4. PRACTICAL IMPLEMENTATIONS OF AUTOMATIC DIFFERENTIATION

The automatic differentiation methods defined by the geometric transformations introduced in Section 3 are straightforward to implement given a composite function. Decomposing a computer program into the necessary component functions in practice, however, is far from trivial. In order to define truly automatic differentiation we need a means of automatically specifying appropriate component functions, or finding away around that requirement.

In this section I review what is needed to construct valid component functions from the subexpressions in a computer program. Given the existence of such a decomposition I present explicit algorithms that implement many of the differential operators introduced in Section 3. I will then consider the operators for which the component functions can be further simplified into *local functions* for which this procedure is significantly easier and more in line with existing automatic differentiation algorithms.

4.1 Building Composite Functions

Consider a computer program that implements a function between two manifolds, $F : X \rightarrow Y$ by computing the output $F(x) \in Y$ for any input $x \in X$. The first step towards turning such a program into a composite function is to represent it as an *expression graph*, with internal nodes designating each subexpression in the program, leaf nodes designating the input variables, and edges designating functional dependencies (Figure 6).

A *topological sort* of the nodes in the expression graph yields a non-unique ordering such that each node follows its parents (Figure 7). This sorting ensures that if we sweep along the sorted nodes then any subexpression will be considered only once all of the

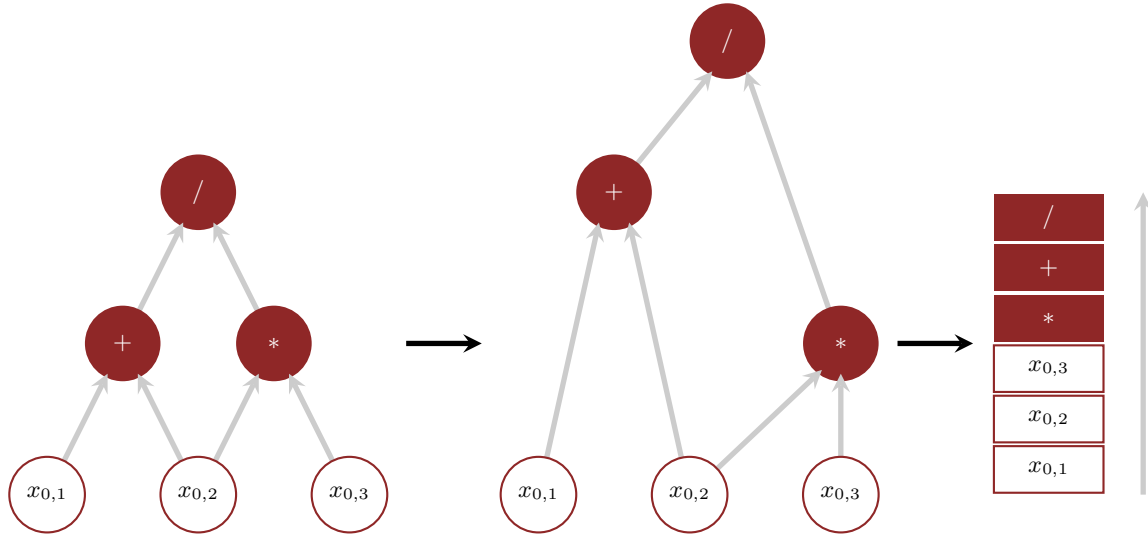


FIG 7. A topological sort of an expression graph yields a non-unique ordering of the subexpressions, often called a stack or a tape in the context of automatic differentiation. The ordering guarantees that when sweeping across the stack the subexpression defined at each node will not be processed until all of the subexpressions on which it depends have been processed.

subexpressions on which it depends have already been considered.

With this ordering the subexpressions define a sequence of functions that *almost* compose together to yield the target function. The immediate limitation is that the subexpressions within each node can depend on *any* of the previous subexpression whereas composition utilizes only the output of the function immediately proceeding each function.

In order to define valid component functions we need to propagate any intermediate variables that are used by future subexpressions along with the output of a given subexpression. This can be implemented by complementing each subexpression with identify functions that map any necessary variables forward (Figure 8). This supplement then yields a sequence of component functions that depend only on the immediately proceeding component function and hence can be composed together (Figure 9).

Once we've decomposed the subexpressions in a computer program into component functions we can implement any of the automatic differentiation methods defined by geometric transformations, which become sweeps across the ordered component functions. This translation of subexpressions into component functions, however, is absent in most treatments of automatic differentiation. As we will see below, it ends up being unnecessary for methods that utilize only one-dimensional arrays, such as those defined in forward mode and mixed mode automatic differentiation, as well as first-order reverse mode automatic differentiation. The translation is critical, however, for higher-order reverse mode automatic differentiation methods.

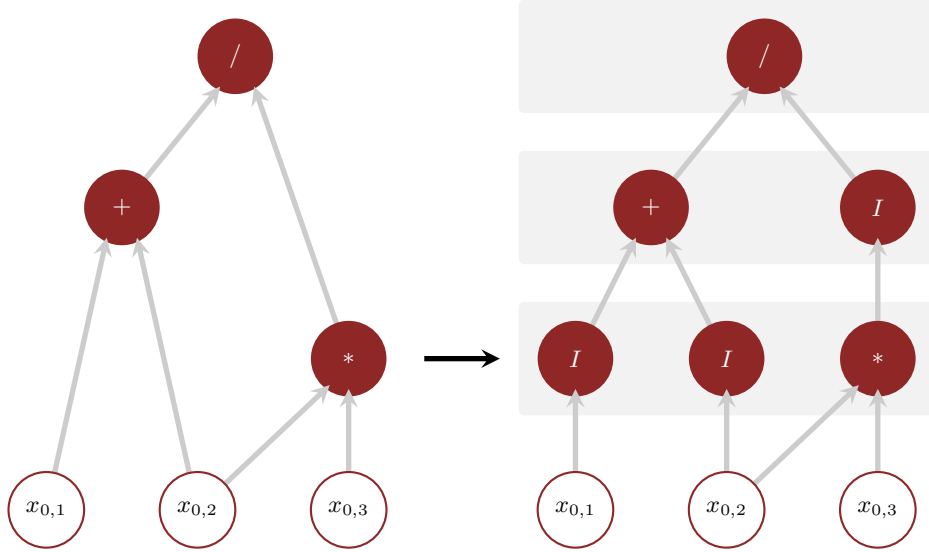


FIG 8. In order to define valid component functions, each subexpression in a topologically-ordered expression graph must be complemented with identity maps that carry forward intermediate variables needed by future subexpressions.

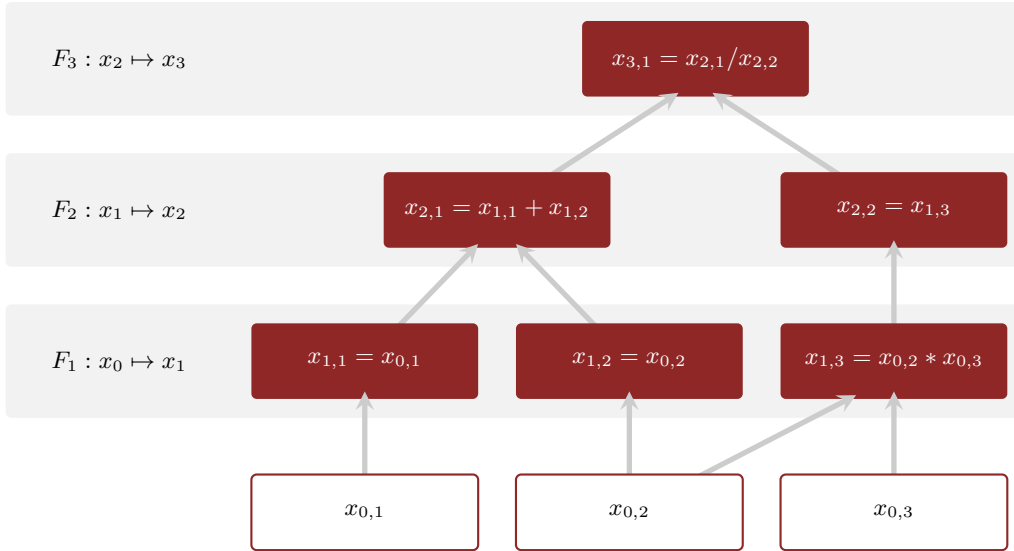


FIG 9. Each subexpression and accompanying identity maps define component functions that can be composed together to yield the function implemented by the initial computer program, here $F = F_3 \circ F_2 \circ F_1$.

4.2 General Implementations

Following convention in the automatic differentiation literature let's consider computer programs that define many-to-one real-valued functions, $F : \mathbb{R}^D \rightarrow \mathbb{R}$. Further let's presume the existence of an algorithm that can convert the subexpressions in the computer program into the component functions

$$F = F_N \circ F_{N-1} \circ \dots \circ F_2 \circ F_1,$$

where

$$\begin{aligned} F_n : \mathbb{R}^{D_{n-1}} &\rightarrow \mathbb{R}^{D_n} \\ x_{n-1} &\mapsto x_n \end{aligned}$$

with $D_0 = D$ and $D_N = 1$

In this circumstance the intermediate Jacobians arrays become arrays of the partial derivatives of the intermediate, real-valued functions,

$$(\mathcal{J}_{F_n})_{i_1 \dots i_K}^l = \frac{\partial^K (F_n)^l}{\partial x_{i_1} \dots \partial x_{i_K}}(x_{n-1}).$$

Each geometric object that we push forward or pull back across the sequence of composite function implements a unique differential operator. Moreover, these methods evaluate not only the desired differential operator but also various *adjunct* operators at the same time which may be of use in of themselves. Here cost is quantified relative to a single function evaluation.

4.2.1 Forward Mode Methods In order to implement first order methods the n -th component function and its output value, x_n must be complemented with a $(1,1)$ -velocity represented with the coordinates $(\delta v_n)^i$.

First-Order Directional Derivative

Form: $\delta \mathbf{v}^T \cdot \mathbf{g} = \sum_{i=1}^N (v)_i \frac{\partial F}{\partial x_i}(x)$

Algorithm:

Construct composite functions, (F_1, \dots, F_N) .
 $x_0 \leftarrow x, (\delta v_0)^i \leftarrow v^i$.

for $1 \leq n \leq N$ **do**

$x_n \leftarrow F_n(x_{n-1})$

$$(\delta v_n)^l \leftarrow \sum_{j=1}^{D_{n-1}} \frac{\partial (F_n)^l}{\partial x_i}(x_{n-1}) \cdot (\delta v_{n-1})^i$$

return $(\delta v_N)^1$

Cost: $\mathcal{O}(1)$

Adjuncts: f

For second order methods the n -th component function needs to be complemented with only a three of the coordinates of a $(2, 2)$ -velocity: $(\delta v_n)^i$, $(\delta u_n)^i$, and $(\delta v \delta u_n)^i$. The additional coordinates $(\delta^2 v_n)^i$ and $(\delta^2 u_n)^i$ are unnecessary.

Second-Order Directional Derivative

Form: $\delta \mathbf{v}^T \cdot \mathbf{H} \cdot \delta \mathbf{u} = \sum_{i=1}^N \sum_{j=1}^N (v)_i (u)_j \frac{\partial^2 F}{\partial x_i \partial x_j}(x)$

Algorithm:

Construct composite functions, (F_1, \dots, F_N) .

$x_0 \leftarrow$, $(\delta v_0)^i \leftarrow v^i$, $(\delta u_0)^i \leftarrow u^i$

$(\delta v \delta u_0)^i \leftarrow 0$.

for $1 \leq n \leq N$ **do**

$x_n \leftarrow F_n(x_{n-1})$

$(\delta v_n)^l \leftarrow \sum_{j=1}^{D_{n-1}} \frac{\partial (F_n)^l}{\partial x_j}(x_{n-1}) \cdot (\delta v_{n-1})^j$

$(\delta u_n)^l \leftarrow \sum_{j=1}^{D_{n-1}} \frac{\partial (F_n)^l}{\partial x_j}(x_{n-1}) \cdot (\delta u_{n-1})^j$

$(\delta v \delta u_n)^l \leftarrow \sum_{i=1}^{D_{n-1}} \frac{\partial (F_n)^l}{\partial x_i}(x_{n-1}) \cdot (\delta u \delta v_{n-1})^i$
 $+ \sum_{i=1}^{D_{n-1}} \sum_{j=1}^{D_{n-1}} \frac{\partial^2 (F_n)^l}{\partial x_i \partial x_j}(x_{n-1}) \cdot (\delta u_{n-1})^i \cdot (\delta v_{n-1})^j$

return $(\delta v \delta u_N)^1$

Cost: $\mathcal{O}(1)$

Adjuncts: $f, \mathbf{v}^T \cdot \mathbf{g} = \delta v_N, \mathbf{u}^T \cdot \mathbf{g} = \delta u_N$

A third-order directional derivative requires complementing the n -th component function with only 7 of the sixteen coordinates of a $(3,3)$ -velocity: $(\delta v_n)^i$, $(\delta u_n)^i$, $(\delta w_n)^i$, $(\delta v \delta u_n)^i$, $(\delta v \delta w_n)^i$, $(\delta u \delta w_n)^i$ and $(\delta v \delta u \delta w_n)^i$.

Third-Order Directional Derivative

Form: $\delta \mathbf{v}^T \cdot \mathbf{H} \cdot \delta \mathbf{u} = \sum_{i=1}^N \sum_{j=1}^N \sum_{k=1}^N (v)_i (u)_j (w)_k \frac{\partial^3 F}{\partial x_i \partial x_j \partial x_k}(x)$

Algorithm:

Construct composite functions, (F_1, \dots, F_N) .

$x_0 \leftarrow x, (\delta v_0)^i \leftarrow v^i, (\delta u_0)^i \leftarrow u^i, (\delta w_0)^i \leftarrow w^i$

$(\delta v \delta u_0)^i \leftarrow 0, (\delta v \delta w_0)^i \leftarrow 0, (\delta u \delta w_0)^i \leftarrow 0, (\delta v \delta u \delta w_0)^i \leftarrow 0.$

for $1 \leq n \leq N$ **do**

$x_n \leftarrow F_n(x_{n-1})$

$(\delta v_n)^l \leftarrow \sum_{j=1}^{D_{n-1}} \frac{\partial(F_n)^l}{\partial x_j}(x_{n-1}) \cdot (\delta v_{n-1})^j$

$(\delta u_n)^l \leftarrow \sum_{j=1}^{D_{n-1}} \frac{\partial(F_n)^l}{\partial x_j}(x_{n-1}) \cdot (\delta u_{n-1})^j$

$(\delta w_n)^l \leftarrow \sum_{j=1}^{D_{n-1}} \frac{\partial(F_n)^l}{\partial x_j}(x_{n-1}) \cdot (\delta w_{n-1})^j$

$(\delta v \delta u_n)^l \leftarrow \sum_{i=1}^{D_{n-1}} \frac{\partial(F_n)^l}{\partial x_i}(x_{n-1}) \cdot (\delta v \delta u_{n-1})^i$
 $+ \sum_{i=1}^{D_{n-1}} \sum_{j=1}^{D_{n-1}} \frac{\partial^2(F_n)^l}{\partial x_i \partial x_j}(x_{n-1}) \cdot (\delta v_{n-1})^i \cdot (\delta u_{n-1})^j$

$(\delta v \delta w_n)^l \leftarrow \sum_{i=1}^{D_{n-1}} \frac{\partial(F_n)^l}{\partial x_i}(x_{n-1}) \cdot (\delta v \delta w_{n-1})^i$
 $+ \sum_{i=1}^{D_{n-1}} \sum_{j=1}^{D_{n-1}} \frac{\partial^2(F_n)^l}{\partial x_i \partial x_j}(x_{n-1}) \cdot (\delta v_{n-1})^i \cdot (\delta w_{n-1})^j$

$(\delta u \delta w_n)^l \leftarrow \sum_{i=1}^{D_{n-1}} \frac{\partial(F_n)^l}{\partial x_i}(x_{n-1}) \cdot (\delta u \delta w_{n-1})^i$
 $+ \sum_{i=1}^{D_{n-1}} \sum_{j=1}^{D_{n-1}} \frac{\partial^2(F_n)^l}{\partial x_i \partial x_j}(x_{n-1}) \cdot (\delta u_{n-1})^i \cdot (\delta w_{n-1})^j$

$(\delta v \delta u \delta w_n)^l \leftarrow \sum_{i=1}^{D_{n-1}} \frac{\partial(F_n)^l}{\partial x_i}(x_{n-1}) \cdot (\delta v \delta u \delta w_{n-1})^i$
 $+ \sum_{i=1}^{D_{n-1}} \sum_{j=1}^{D_{n-1}} \frac{\partial^2(F_n)^l}{\partial x_i \partial x_j}(x_{n-1})$
 $\cdot \left((\delta v_{n-1})^i \cdot (\delta u \delta w_{n-1})^j \right.$
 $\quad + (\delta u_{n-1})^i \cdot (\delta v \delta w_{n-1})^j$
 $\quad \left. + (\delta w_{n-1})^i \cdot (\delta v \delta u_{n-1})^j \right)$
 $+ \sum_{i=1}^{D_{n-1}} \sum_{j=1}^{D_{n-1}} \sum_{k=1}^{D_{n-1}} \frac{\partial^3(F_n)^l}{\partial x_i \partial x_j \partial x_k}(x_{n-1})$
 $\cdot (\delta v_{n-1})^i \cdot (\delta u_{n-1})^j \cdot (\delta w_{n-1})^k$

return $(\delta v \delta u \delta w_N)^1$

Cost: $\mathcal{O}(1)$

Adjuncts: $f, \mathbf{v}^T \cdot \mathbf{g} = \delta v_N, \mathbf{u}^T \cdot \mathbf{g} = \delta u_N, \mathbf{w}^T \cdot \mathbf{g} = \delta w_N, \mathbf{v}^T \cdot \mathbf{H} \cdot \mathbf{u} = \delta v \delta u_N, \mathbf{v}^T \cdot \mathbf{H} \cdot \mathbf{w} = \delta v \delta w_N, \mathbf{u}^T \cdot \mathbf{H} \cdot \mathbf{w} = \delta u \delta w_N$

4.2.2 Reverse Mode Methods In order to implement a first-order reverse mode method we must complement the n -th component function with the coordinates of a $(1, 1)$ -covelocity, $(\mathfrak{d}\alpha_n)_l$.

Gradient

Form: $g_i = \frac{\partial F}{\partial x_i}(x)$

Algorithm:

Construct composite functions, (F_1, \dots, F_N)

$x_0 \leftarrow x, (\mathfrak{d}\alpha_0)_l \leftarrow 0$

for $1 \leq n \leq N$ **do**

$x_n \leftarrow F_n(x_{n-1})$

$(\mathfrak{d}\alpha_n)_l \leftarrow 0$

$(\mathfrak{d}\alpha_N)_1 \leftarrow 1$

for $N \geq n \geq 1$ **do**

$(\mathfrak{d}\alpha_{n-1})_i \leftarrow \sum_{l=1}^{D_n} \frac{\partial (F_n)^l}{\partial x_i}(x_{n-1}) \cdot (\mathfrak{d}\alpha_n)_l$

return $\{(\mathfrak{d}\alpha_0)_1, \dots, (\mathfrak{d}\alpha_0)_N\}$

Cost: $\mathcal{O}(1)$

Adjuncts: f

For second-order methods we need all of the coordinates of a $(1, 2)$ -covelocity: $(\mathfrak{d}\alpha_n)_l$ and $(\mathfrak{d}^2\alpha_n)_{lm}$.

Hessian

Form: $H_{ij} = \frac{\partial^2 F}{\partial x_i \partial x_j}(x)$

Algorithm:

Construct composite functions, (F_1, \dots, F_N)
 $x_0 \leftarrow x$, $(\mathfrak{d}\alpha_0)_l \leftarrow 0$, $(\mathfrak{d}^2\alpha_0)_{lm} \leftarrow 0$,

for $n \in \{1, \dots, N\}$ **do**

$x_n \leftarrow F_n(x_{n-1})$
 $(\mathfrak{d}\alpha_n)_l \leftarrow 0$, $(\mathfrak{d}^2\alpha_n)_{lm} \leftarrow 0$

$(\mathfrak{d}\alpha_N)_l \leftarrow 1$

for $N \geq n \geq 1$ **do**

$(\mathfrak{d}\alpha_{n-1})_i \leftarrow \sum_{l=1}^{D_n} \frac{\partial(F_n)^l}{\partial x_i}(x_{n-1}) \cdot (\mathfrak{d}\alpha_n)_l$

$(\mathfrak{d}^2\alpha_{n-1})_{ij} \leftarrow \sum_{l=1}^{D_n} \frac{\partial^2(F_n)^l}{\partial x_i \partial x_j}(x_{n-1}) \cdot (\mathfrak{d}\alpha_{n-1})_l$
 $+ \sum_{l=1}^{D_n} \sum_{m=1}^{D_n} \frac{\partial(F_n)^l}{\partial x_i}(x_{n-1}) \cdot \frac{\partial(F_n)^m}{\partial x_j}(x_{n-1}) \cdot (\mathfrak{d}^2\alpha_{n-1})_{lm}$

return $\{(\mathfrak{d}^2\alpha_0)_{11}, \dots, (\mathfrak{d}^2\alpha_0)_{NN}\}$

Cost: $\mathcal{O}(1)$

Adjuncts: $f, \mathbf{g} = \{(\mathfrak{d}\alpha_0)_1, \dots, (\mathfrak{d}\alpha_0)_N\}$

Third-order methods we need all of the coordinates of a $(1, 3)$ -covelocity: $(\mathfrak{d}\alpha_n)_l$, $(\mathfrak{d}^2\alpha_n)_{lm}$, and $(\mathfrak{d}^3\alpha_n)_{lmq}$

Third-Order Partial Derivative Array

Form: $\frac{\partial^2 F}{\partial x_i \partial x_j \partial x_k}(x)$

Algorithm:

Construct composite functions, (F_1, \dots, F_N)

$x_0 \leftarrow 0, (\mathfrak{d}\alpha_0)_l \leftarrow 0, (\mathfrak{d}^2\alpha_0)_{lm} \leftarrow 0, (\mathfrak{d}^3\alpha_0)_{lmq} \leftarrow 0,$

for $1 \leq n \leq N$ **do**

$x_n \leftarrow F_n(x_{n-1})$

$(\mathfrak{d}\alpha_n)_l \leftarrow 0, (\mathfrak{d}^2\alpha_n)_{lm} \leftarrow 0, (\mathfrak{d}^3\alpha_n)_{lmq} \leftarrow 0$

$(\mathfrak{d}\alpha_N)_l \leftarrow 1,$

for $N \geq n \geq 1$ **do**

$(\mathfrak{d}\alpha_{n-1})_i \leftarrow \sum_{l=1}^{D_n} \frac{\partial(F_n)^l}{\partial x_i}(x_{n-1}) \cdot (\mathfrak{d}\alpha_n)_l$

$(\mathfrak{d}^2\alpha_{n-1})_{ij} \leftarrow \sum_{l=1}^{D_n} \frac{\partial^2(F_n)^l}{\partial x_i \partial x_j}(x_{n-1}) \cdot (\mathfrak{d}\alpha_{n-1})_l$
 $+ \sum_{l=1}^{D_n} \sum_{m=1}^{D_n} \frac{\partial(F_n)^l}{\partial x_i}(x_{n-1}) \cdot \frac{\partial(F_n)^m}{\partial x_j}(x_{n-1}) \cdot (\mathfrak{d}^2\alpha_{n-1})_{lm}$

$(\mathfrak{d}^3\alpha_{n-1})_{ijk} \leftarrow \sum_{l=1}^{D_n} \frac{\partial^3(F_n)^l}{\partial x_i \partial x_j \partial x_k}(x_{n-1}) \cdot (\mathfrak{d}\alpha_{n-1})_l$
 $+ \sum_{l=1}^{D_n} \sum_{m=1}^{D_n} \left(\frac{\partial(F_n)^l}{\partial x_i}(x_{n-1}) \cdot \frac{\partial^2(F_n)^m}{\partial x_j \partial x_k}(x_{n-1}) \right.$
 $\quad + \frac{\partial(F_n)^l}{\partial x_j}(x_{n-1}) \cdot \frac{\partial^2(F_n)^m}{\partial x_i \partial x_k}(x_{n-1})$
 $\quad \left. + \frac{\partial(F_n)^l}{\partial x_k}(x_{n-1}) \cdot \frac{\partial^2(F_n)^m}{\partial x_i \partial x_j}(x_{n-1}) \right) \cdot (\mathfrak{d}^2\alpha_{n-1})_{lm}$
 $+ \sum_{l=1}^{D_n} \sum_{m=1}^{D_n} \sum_{q=1}^{D_n} \frac{\partial(F_n)^l}{\partial x_i}(x_{n-1}) \cdot \frac{\partial(F_n)^m}{\partial x_j}(x_{n-1}) \cdot \frac{\partial(F_n)^q}{\partial x_k}(x_{n-1}) \cdot$
 $\quad \cdot (\mathfrak{d}^3\alpha_{n-1})_{lmq}$

return $\{(\mathfrak{d}^3\alpha_0)_{111}, \dots, (\mathfrak{d}^3\alpha_0)_{NNN}\}$

Cost: $\mathcal{O}(1)$

Adjuncts: $f, \mathbf{g} = \{(\mathfrak{d}\alpha_0)_1, \dots, (\mathfrak{d}\alpha_0)_N\}, \mathbf{H} = \{(\mathfrak{d}^2\alpha_0)_{11}, \dots, (\mathfrak{d}^2\alpha_0)_{NN}\}$

4.2.3 Mixed Mode Methods Mixed mode methods complement each component function with some of the coordinates of velocities, covelocities, and well-defined contractions between the two. A second-order mixed method requires the coordinates of a (1,1)-velocity, $(\delta v_n)^i$, the coordinates of a (1,1)-covelocity, $(\mathfrak{d}\alpha_n)_l$, and the coordinates of the contraction $(\mathfrak{d}\beta_n)_l$.

Gradient of First-Order Directional Derivative

Form:
$$\frac{\partial}{\partial x_i} \left(\sum_{j=1}^N v^j \frac{\partial F}{\partial x_j}(x) \right) = \sum_{j=1}^N v^j \frac{\partial^2 F}{\partial x_i \partial x_j}(x) = \mathbf{H} \cdot \mathbf{v}$$

Algorithm:

Construct composite functions, (F_1, \dots, F_N)

$x_0 \leftarrow x$, $(\delta v_0)^i \leftarrow v^i$, $(\mathfrak{d}\alpha_0)_l \leftarrow 0$, $(\mathfrak{d}\beta_0)_l \leftarrow 0$,

for $1 \leq n \leq N$ **do**

$x_s \leftarrow f_s(x_{I(s)})$

$(\delta v_n)^l \leftarrow \sum_{j=1}^{D_{n-1}} \frac{\partial (F_n)^l}{\partial x_i}(x_{n-1}) \cdot (\delta v_{n-1})^j$

$(\mathfrak{d}\alpha_n)_l \leftarrow 0$, $(\mathfrak{d}\beta_n)_l \leftarrow 0$

$(\mathfrak{d}\alpha_N)_l \leftarrow 1$

for $N \geq n \geq 1$ **do**

$(\mathfrak{d}\alpha_{n-1})_i \leftarrow \sum_{l=1}^{D_n} \frac{\partial (F_n)^l}{\partial x_i}(x_{n-1}) \cdot (\mathfrak{d}\alpha_n)_l$

$(\mathfrak{d}\beta_{n-1})_i \leftarrow \sum_{l=1}^{D_n} \frac{\partial (F_n)^l}{\partial x_i}(x_{n-1}) \cdot (\mathfrak{d}\beta_n)_l$
 $+ \sum_{l=1}^{D_n} \sum_{j=1}^{D_{n-1}} \frac{\partial^2 (F_n)^l}{\partial x_i \partial x_j}(x_{n-1}) \cdot (\mathfrak{d}\alpha_n)_l \cdot (\delta v_{n-1})^j$

return $\{(\mathfrak{d}\beta_0)_1, \dots, (\mathfrak{d}\beta_0)_N\}$

Cost: $\mathcal{O}(1)$

Adjuncts: f , $\mathbf{v}^T \cdot \mathbf{g} = \delta v_N$, $\mathbf{g} = \{(\mathfrak{d}\alpha_0)_1, \dots, (\mathfrak{d}\alpha_0)_N\}$

We can compute the i -th column of the full Hessian array by taking the input vector to be a vectors whose elements all vanish except for the i -th element, $\mathbf{v}_n = \delta_n^i$. Consequently we can compute the full Hessian array using only local information with N executions of the Hessian-vector product algorithm, one for each column.

A third-order mixed method requires three of the coordinates of a (2,2)-velocity, $(\delta v_n)^i$,

$(\delta u_n)^i$, and $(\delta v \delta u_n)^i$, the coordinates of a $(1, 1)$ -covelocivity, $(\mathfrak{d}\alpha_n)_l$, and the coordinates of the three contractions, $(\mathfrak{d}\beta_n)_l$, $(\mathfrak{d}\gamma_n)_l$, and $(\mathfrak{d}\epsilon_n)_l$.

Gradient of a Second-Order Directional Derivative

Form:
$$\frac{\partial}{\partial x_i} \left(\sum_{j=1}^N \sum_{k=1}^N v^j u^k \frac{\partial^2 F}{\partial x_j \partial x_k}(x) \right) = \sum_{j=1}^N \sum_{k=1}^N v^j u^k \frac{\partial^3 F}{\partial x_i \partial x_j \partial x_k}(x)$$

Algorithm:

Construct composite functions, (F_1, \dots, F_N)

$x_0 \leftarrow x, (\delta v_0)^i \leftarrow v^i, (\delta u_0)^i \leftarrow u^i, (\delta v \delta u_0)^i \leftarrow 0$

$(\mathfrak{d}\alpha_0)_l \leftarrow 0, (\mathfrak{d}\beta_0)_l \leftarrow 0, (\mathfrak{d}\gamma_0)_l \leftarrow 0, (\mathfrak{d}\epsilon_0)_l \leftarrow 0,$

for $1 \leq n \leq N$ **do**

$x_s \leftarrow f_s(x_{I(s)})$

$(\delta v_n)^l \leftarrow \sum_{j=1}^{D_{n-1}} \frac{\partial(F_n)^l}{\partial x_i}(x_{n-1}) \cdot (\delta v_{n-1})^j$

$(\delta u_n)^l \leftarrow \sum_{j=1}^{D_{n-1}} \frac{\partial(F_n)^l}{\partial x_i}(x_{n-1}) \cdot (\delta u_{n-1})^j$

$(\delta v \delta u_n)^l \leftarrow \sum_{i=1}^{D_{n-1}} \frac{\partial(F_n)^l}{\partial x_i}(x_{n-1}) \cdot (\delta u \delta v_{n-1})^i$
 $+ \sum_{i=1}^{D_{n-1}} \sum_{j=1}^{D_{n-1}} \frac{\partial^2(F_n)^l}{\partial x_i \partial x_j}(x_{n-1}) \cdot (\delta u_{n-1})^i \cdot (\delta v_{n-1})^j$

$(\mathfrak{d}\alpha_n)_l \leftarrow 0, (\mathfrak{d}\beta_n)_l \leftarrow 0, (\mathfrak{d}\gamma_n)_l \leftarrow 0, (\mathfrak{d}\epsilon_n)_l \leftarrow 0$

$(\mathfrak{d}\alpha_N)_l \leftarrow 1$

for $N \geq n \geq 1$ **do**

$(\mathfrak{d}\alpha_{n-1})_i \leftarrow \sum_{l=1}^{D_n} \frac{\partial(F_n)^l}{\partial x_i}(x_{n-1}) \cdot (\mathfrak{d}\alpha_n)_l$

$(\mathfrak{d}\beta_{n-1})_i \leftarrow \sum_{l=1}^{D_n} \frac{\partial(F_n)^l}{\partial x_i}(x_{n-1}) \cdot (\mathfrak{d}\beta_n)_l$
 $+ \sum_{l=1}^{D_n} \sum_{j=1}^{D_{n-1}} \frac{\partial^2(F_n)^l}{\partial x_i \partial x_j}(x_{n-1}) \cdot (\mathfrak{d}\alpha_n)_l \cdot (\delta v_{n-1})^j$

$(\mathfrak{d}\gamma_{n-1})_i \leftarrow \sum_{l=1}^{D_n} \frac{\partial(F_n)^l}{\partial x_i}(x_{n-1}) \cdot (\mathfrak{d}\gamma_n)_l$
 $+ \sum_{l=1}^{D_n} \sum_{j=1}^{D_{n-1}} \frac{\partial^2(F_n)^l}{\partial x_i \partial x_j}(x_{n-1}) \cdot (\mathfrak{d}\alpha_n)_l \cdot (\delta u_{n-1})^j$

$(\mathfrak{d}\epsilon_{n-1})_i \leftarrow \sum_{l=1}^{D_n} \frac{\partial(F_n)^l}{\partial x_i}(x_{n-1}) \cdot (\mathfrak{d}\epsilon_n)_l$
 $+ \sum_{l=1}^{D_n} \sum_{j=1}^{D_{n-1}} \frac{\partial^2(F_n)^l}{\partial x_i \partial x_j}(x_{n-1}) \cdot \left((\mathfrak{d}\alpha_n)_l \cdot (\delta v \delta u_{n-1})^j \right.$
 $\quad \left. + (\mathfrak{d}\beta_n)_l \cdot (\delta u_{n-1})^j \right.$
 $\quad \left. + (\mathfrak{d}\gamma_n)_l \cdot (\delta v_{n-1})^j \right)$
 $+ \sum_{l=1}^{D_n} \sum_{j=1}^{D_{n-1}} \sum_{k=1}^{D_{n-1}} \frac{\partial^3(F_n)^l}{\partial x_i \partial x_j \partial x_k}(x_{n-1}) \cdot (\mathfrak{d}\alpha_n)_l \cdot (\delta v_{n-1})^j \cdot$

$(\delta u_{n-1})^k$

return $\{\epsilon_1, \dots, \epsilon_N\}$

Cost: $\mathcal{O}(n)$

Adjuncts: $f, \mathbf{v}^T \mathbf{g} = \delta v_N, \mathbf{u}^T \mathbf{g} = \delta u_N, \mathbf{v}^T H \mathbf{u} = \delta v \delta u_N,$

$\mathbf{g} = \{(\mathfrak{d}\alpha_0)_1, \dots, (\mathfrak{d}\alpha_0)_N\}, H \mathbf{v} = \{(\mathfrak{d}\beta_0)_1, \dots, (\mathfrak{d}\beta_0)_N\},$

$H \mathbf{u} = \{(\mathfrak{d}\gamma_0)_1, \dots, (\mathfrak{d}\gamma_0)_N\}$

The gradient of a second-order directional derivative is rarely of immediate use, but it can be used repeatedly to build up the gradient of the trace of the product of a matrix times the Hessian,

$$\frac{\partial}{\partial x_i} \text{Tr}[\mathbf{M}\mathbf{H}] = \sum_{j=1}^N \sum_{k=1}^N M_j^k \frac{\partial^3 f}{\partial x_i \partial x_j \partial x_k}$$

which commonly arises when taking the derivative of the determinant of the Hessian. To see this rewrite the above as

$$\frac{\partial}{\partial x_i} \text{Tr}[\mathbf{M}\mathbf{H}] = \sum_{k=1}^N \left(\sum_{j=1}^N M_j^k \delta_k^j \frac{\partial^3 f}{\partial x_i \partial x_j \partial x_k} \right).$$

In words, we set \mathbf{v} to the k -th column of the matrix \mathbf{M} and $u^n = \delta_k^n$ and execute the gradient of the second-order directional derivative algorithm and then repeat for each k . This repeated execution will also yield the full gradient and Hessian as adjuncts.

4.3 Local Implementations

Unfortunately these general implementations leave much to be desired in practice because of their dependence on explicit component functions. The construction of these component functions requires understanding the dependencies of each subexpression in the computer program which itself requires a careful static analysis of the expression graph. Not only is this static analysis subtle to implement well it also obstructs the use of these methods for computer programs that define dynamic expression graphs, in particular those utilizing control flow statements.

Conveniently, many of the geometric transformations we have introduced decouple into transformations *local* to each subexpression, rendering explicit component functions unnecessary. The corresponding automatic differentiation methods then become significantly easier to implement.

Consider, the pushforward of a $(1, 1)$ -velocity that implicitly computes a first-order directional derivative. The coordinates of the intermediate velocities between each component function are given by one-dimensional arrays that naturally separate across the corresponding subexpressions, the component $(\delta v_n)^i$ being assigned to the i -th subexpression in the component function.

Moreover these separated coordinates transform completely independently of one another, each subexpression component aggregating contributions from each of its inputs,

$$(\delta v_n) = \sum_{i=1}^{I_n} (\mathcal{J}_f)_l(x_n) \cdot (\delta v_i)^l.$$

In particular the action of the auxiliary identity maps becomes trivial,

$$(\mathcal{J}_I)_i(x_n) = 0$$

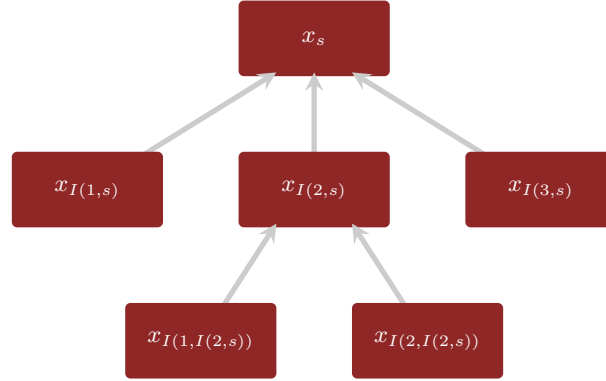


FIG 10. The s -th subexpression in the expression stack features $N_I(s)$ inputs with $I(i, s)$ denoting the global index of the i -th of those inputs. This notation allows us to identify parent and child nodes from any given node.

and hence the auxiliary maps can be completely ignored.

Consequently the pushforward of the initial velocity can be implemented with calculations entirely local to each subexpression and the subexpressions on which it depends. Without having to propagate information along the auxiliary identity maps the resulting transformations not only are much simpler to implement but also consume significantly less memory and computing power. Moreover these local updates admit the implementation of these methods through well-known techniques like local source code transformation and operator overloading that are the basis for most automatic differentiation tools.

This simplification arises for *any* method transforming an object that admits coordinates formed from a direct product of one-dimensional arrays. This includes all forward mode methods, the first-order reverse mode method, and the mixed mode methods we derived in Section 3.3. The important exception are the higher-order reverse mode methods that pull back covelocities whose coordinates require higher-order arrays. Intuitively, these higher-order arrays provide the space needed to propagate the *mixed derivatives* that are needed to build up higher-order Jacobians arrays in a single sweep. Local implementations of the same functionality, on the other hand, requires multiple sweeps through the topologically sorted expression graph.

In the following sections I present explicit algorithms that utilize only local information. Let the function `construct_stack` assign global indices s_1, \dots, s_S to each of the $S = N + N_{\text{subexp}}$ nodes in the expression graph beginning with the N input nodes and the N_{subexp} nodes for the topologically sorted subexpressions. Additionally assume that all subexpressions are many-to-one with the s -th subexpression featuring $N_I(s)$ scalar inputs such that the it is of the form $F_s : \mathbb{R}^{N_I(s)} \rightarrow \mathbb{R}$. Finally let $x_{I(s)}$ denote the set of input values to the s -th node in the stack and let $I(i, s)$ define the the global index of the i -th input to the s -th node in the stack (Figure 10).

4.3.1 Forward Mode Methods At first order the s -th node in the stack contains the output value, x_s , and the $(1,1)$ -velocity δv_s . Because we have limited consideration to many-to-one functions both will be one-dimensional. To simplify the notation I will denote the single coordinate that defines each velocity as

$$\mathbf{v}_s = (\delta v_s)^1.$$

First-Order Directional Derivative

Form: $\mathbf{v}^T \cdot \mathbf{g} = \sum_{i=1}^N v^i \frac{\partial f}{\partial x^i}(x)$

Algorithm:

 construct_stack

for $1 \leq n \leq N$ **do**

$\mathbf{v}_n \leftarrow v^n$

for $N + 1 \leq s \leq S$ **do**

$x_s \leftarrow f_s(x_{I(s)})$

$\mathbf{v}_s \leftarrow 0$

for $1 \leq i \leq I(s)$ **do**

$\mathbf{v}_s \leftarrow \mathbf{v}_s + \frac{\partial f_s}{\partial x^i}(x_{I(s)}) \cdot \mathbf{v}_{I(i,s)}$

return \mathbf{v}_S

Cost: $\mathcal{O}(1)$ Sweeps

Adjuncts: f

At second-order the s -th node in expression graph will contain the scalar output value, x_s , and three of the components of a $(2,2)$ -velocity, δv_s , δu_s , and $\delta v \delta u_s$. Because we have limited consideration to many-to-one functions all will be one-dimensional and simplify the notation I will denote the single coordinates as

$$\mathbf{v}_s = (\delta v_s)^1$$

$$\mathbf{u}_s = (\delta u_s)^1$$

$$\mathbf{vu}_s = (\delta v \delta u_s)^1.$$

Second-Order Directional Derivative

Form: $\mathbf{v}^T \cdot \mathbf{H} \cdot \mathbf{u} = \sum_{i=1}^N \sum_{j=1}^N v^i u^j \frac{\partial^2 f}{\partial x^i \partial x^j}(x)$

Algorithm:

construct_stack

for $1 \leq n \leq N$ **do**

$\mathbf{v}_n \leftarrow v^n$

$\mathbf{u}_n \leftarrow u^n$

$\mathbf{vu}_n \leftarrow 0$

for $N+1 \leq s \leq S$ **do**

$x_s = f_n(x_{I(s)})$

$\mathbf{v}_s \leftarrow 0$

$\mathbf{u}_s \leftarrow 0$

$\mathbf{vu}_s \leftarrow 0$

for $1 \leq i \leq I(s)$ **do**

$\mathbf{v}_s \leftarrow \mathbf{v}_s + \frac{\partial f_s}{\partial x^i}(x_i) \cdot \mathbf{v}_{I(i,s)}$

$\mathbf{u}_s \leftarrow \mathbf{u}_s + \frac{\partial f_s}{\partial x^i}(x_{I(s)}) \cdot \mathbf{u}_{I(i,s)}$

$\mathbf{vu}_s \leftarrow \mathbf{vu}_s + \frac{\partial f_s}{\partial x^i}(x_{I(s)}) \cdot \mathbf{vu}_{I(i,s)}$

for $1 \leq j \leq I(s)$ **do**

$\mathbf{vu}_s \leftarrow \mathbf{vu}_s + \frac{\partial^2 f_s}{\partial x^i \partial x^j} \cdot \mathbf{v}_{I(i,s)} \cdot \mathbf{u}_{I(j,s)}$

return \mathbf{vu}_S

Cost: $\mathcal{O}(1)$

Adjuncts: $f, \mathbf{v}^T \cdot \mathbf{g} = \mathbf{v}_S, \mathbf{u}^T \cdot \mathbf{g} = \mathbf{u}_S$

To compute a third-order directional derivative the s -th node in expression graph needs to contain the scalar output value, x_s , and seven of the components of a (3,3)-velocity, $\delta v_s, \delta u_s, \delta w_s, \delta v \delta u_s, \delta v \delta w_s, \delta u \delta w_s$ and $\delta v \delta u \delta w_s$. Because we have limited consideration to many-to-one functions all will be one-dimensional and simplify the notation I will denote

the single coordinates as

$$\mathbf{v}_s = (\delta v_s)^1$$

$$\mathbf{u}_s = (\delta u_s)^1$$

$$\mathbf{w}_s = (\delta w_s)^1$$

$$\mathbf{vu}_s = (\delta v \delta u_s)^1$$

$$\mathbf{vw}_s = (\delta v \delta w_s)^1$$

$$\mathbf{uw}_s = (\delta u \delta w_s)^1$$

$$\mathbf{vuw}_s = (\delta v \delta u \delta w_s)^1$$

Third-Order Directional Derivative

Form: $\sum_{i=1}^N \sum_{j=1}^N \sum_{k=1}^N v^i u^j w^k \frac{\partial^3 f}{\partial x^i \partial x^j \partial x^k}(x)$

Algorithm:

construct_stack

for $1 \leq n \leq N$ **do**

$v_n \leftarrow v^n, u_n \leftarrow u^n, w_n \leftarrow w^n$

$vu_n \leftarrow 0, vw_n \leftarrow 0, uw_n \leftarrow 0, vuw_n \leftarrow 0$

for $N+1 \leq s \leq S$ **do**

$x_s = f_n(x_{I(s)})$

$v_s \leftarrow 0, u_s \leftarrow 0, w_s \leftarrow 0$

$vu_s \leftarrow 0, vw_s \leftarrow 0, uw_s \leftarrow 0, vuw_s \leftarrow 0$

for $1 \leq i \leq I(s)$ **do**

$v_s \leftarrow v_s + \frac{\partial f_s}{\partial x^i}(x_i) \cdot v_{I(i,s)}$

$u_s \leftarrow u_s + \frac{\partial f_s}{\partial x^i}(x_{I(s)}) \cdot u_{I(i,s)}$

$w_s \leftarrow w_s + \frac{\partial f_s}{\partial x^i}(x_{I(s)}) \cdot w_{I(i,s)}$

$vu_s \leftarrow vu_s + \frac{\partial f_s}{\partial x^i}(x_{I(s)}) \cdot vu_{I(i,s)}$

$vw_s \leftarrow vw_s + \frac{\partial f_s}{\partial x^i}(x_{I(s)}) \cdot vw_{I(i,s)}$

$uw_s \leftarrow uw_s + \frac{\partial f_s}{\partial x^i}(x_{I(s)}) \cdot uw_{I(i,s)}$

$vuw_s \leftarrow vuw_s + \frac{\partial f_s}{\partial x^i}(x_{I(s)}) \cdot vuw_{I(i,s)}$

for $1 \leq j \leq I(s)$ **do**

$vu_s \leftarrow vu_s + \frac{\partial^2 f_s}{\partial x^i \partial x^j} \cdot v_{I(i,s)} \cdot u_{I(j,s)}$

$vw_s \leftarrow vw_s + \frac{\partial^2 f_s}{\partial x^i \partial x^j} \cdot v_{I(i,s)} \cdot w_{I(j,s)}$

$uw_s \leftarrow uw_s + \frac{\partial^2 f_s}{\partial x^i \partial x^j} \cdot u_{I(i,s)} \cdot w_{I(j,s)}$

$vuw_s \leftarrow vuw_s + \frac{\partial^2 f_s}{\partial x^i \partial x^j} \cdot (v_{I(i,s)} \cdot uw_{I(j,s)} + u_{I(i,s)} \cdot vw_{I(j,s)} + w_{I(i,s)} \cdot$

$vu_{I(j,s)})$

for $1 \leq k \leq I(s)$ **do**

$vuw_s \leftarrow vuw_s + \frac{\partial^3 f_s}{\partial x^i \partial x^j \partial x^k} \cdot v_{I(i,s)} \cdot u_{I(j,s)} \cdot w_{I(k,s)}$

return vuw_s

Cost: $\mathcal{O}(1)$

Adjuncts: $f, \mathbf{v}^T \cdot \mathbf{g} = v_S, \mathbf{u}^T \cdot \mathbf{g} = u_S, \mathbf{w}^T \cdot \mathbf{g} = w_S, \mathbf{v}^T \cdot \mathbf{H} \cdot \mathbf{u} = vu_S, \mathbf{v}^T \cdot \mathbf{H} \cdot \mathbf{w} = vw_S, \mathbf{u}^T \cdot \mathbf{H} \cdot \mathbf{w} = uw_S$

4.3.2 Reverse Mode Methods At first order the s -th node in the stack contains the output value, x_s , and the $(1,1)$ -covelocity $\mathfrak{d}\alpha_s$. Because we have limited consideration to many-to-one functions both will be one-dimensional. To simplify the notation I will denote the single coordinate that defines each covelocity as

$$\mathbf{a}_s = (\mathfrak{d}\alpha_s)^1.$$

Gradient

Form: $g_i = \frac{\partial f}{\partial x_i}(x)$

Algorithm:

construct_stack

for $1 \leq n \leq N$ **do**

$\mathbf{a}_n \leftarrow 0$

for $N + 1 \leq s \leq S$ **do**

$x_s \leftarrow f_s(x_{I(s)})$

$\mathbf{a}_s \leftarrow 0$

$\mathbf{a}_S \leftarrow 1$

for $S \geq n > N + 1$ **do**

for $1 \leq i \leq I(s)$ **do**

$\mathbf{a}_{I(i,s)} \leftarrow \mathbf{a}_{I(i,s)} + \frac{\partial f_s}{\partial x^i}(x_{I(n)}) \cdot \mathbf{a}_s$

return $\{\mathbf{a}_1, \dots, \mathbf{a}_N\}$

Cost: $\mathcal{O}(1)$

Adjuncts: f

4.3.3 Mixed Mode Methods In order to compute a second-order mixed mode calculation the s -th node in the stack will need to contain the output value, x_s , the $(1,1)$ -velocity δv_s , the $(1,1)$ -covelocity $\mathfrak{d}\alpha_s$, and the contraction $\mathfrak{d}\beta_s$. Because we have limited consideration to many-to-one functions all will be one-dimensional. To simplify the notation I will denote the single coordinate that defines each object as

$$\mathbf{v}_s = (\delta v_s)^1$$

$$\mathbf{a}_s = (\mathfrak{d}\alpha_s)^1$$

$$\mathbf{b}_s = (\mathfrak{d}\beta_s)^1.$$

Gradient of First-Order Directional Derivative

Form:
$$\frac{\partial}{\partial x_i} \left(\sum_{j=1}^N v^j \frac{\partial f}{\partial x_j}(x) \right) = \sum_{j=1}^N v^j \frac{\partial^2 f}{\partial x_i \partial x_j}(x) = \mathbf{H} \cdot \mathbf{v}$$

Algorithm:

```

construct_stack

for 1 ≤ n ≤ N do
    vn ← vs
    an ← 0
    bn ← 0

for N + 1 ≤ s ≤ S do
    xs ← fs(xI(s))
    for 1 ≤ i ≤ I(s) do
        vs ← vs +  $\frac{\partial f_s}{\partial x^i}(x_i) \cdot v_{I(i,s)}$ 
        as ← 0
        bs ← 0
    aS ← 1
    for S ≥ n > N + 1 do
        for 1 ≤ i ≤ I(s) do
            aI(i,s) ← aI(i,s) +  $\frac{\partial f_s}{\partial x^i}(x_{I(n)}) \cdot a_s$ 
            bI(i,s) ← bI(i,s) +  $\frac{\partial f_s}{\partial x^i}(x_{I(n)}) \cdot b_s$ 
            for 1 ≤ j ≤ I(s) do
                bI(i,s) ← bI(i,s) +  $\frac{\partial^2 f_s}{\partial x^i \partial x^j} \cdot v_{I(j,s)} \cdot a_s$ 
        return {e1, ..., eN}
Cost:  $\mathcal{O}(1)$ 
Adjuncts:  $f, \mathbf{v}^T \mathbf{g} = \mathbf{v}_S, \mathbf{g} = \{\mathbf{a}_1, \dots, \mathbf{a}_N\}$ 

```

In order to compute a third-order mixed mode calculation the s -th node in the stack will need to contain the output value, x_s , three components of a $(2, 2)$ -velocity, δv_s , δu_s , and $\delta v \delta u_s$, the $(1, 1)$ -covelocity $\mathfrak{d}\alpha_s$, and the three contractions, $\mathfrak{d}\beta_s$, $\mathfrak{d}\gamma_s$, and $\mathfrak{d}\epsilon_s$. Because we have limited consideration to many-to-one functions all will be one-dimensional. To

simplify the notation I will denote the single coordinate that defines each object as

$$\begin{aligned}
 \mathbf{v}_s &= (\delta v_s)^1 \\
 \mathbf{u}_s &= (\delta u_s)^1 \\
 \mathbf{vu}_s &= (\delta v \delta u_s)^1 \\
 \mathbf{a}_s &= (\mathfrak{d} \alpha_s)^1 \\
 \mathbf{b}_s &= (\mathfrak{d} \beta_s)^1 \\
 \mathbf{g}_s &= (\mathfrak{d} \gamma_s)^1 \\
 \mathbf{e}_s &= (\mathfrak{d} \epsilon_s)^1.
 \end{aligned}$$

Gradient of Second-Order Directional Derivative

Form:
$$\frac{\partial}{\partial x_i} \left(\sum_{j=1}^N \sum_{k=1}^N v^j u^k \frac{\partial^2 f}{\partial x_j \partial x_k}(x) \right) = \sum_{j=1}^N \sum_{k=1}^N v^i u^j \frac{\partial^3 f}{\partial x_i \partial x_j \partial x_k}(x)$$

Algorithm:

```

construct_stack

for 1 ≤ n ≤ N do
  v_n ← v^n, u_n ← u^n, vu_n ← 0
  a_n ← 0, b_n ← 0, g_n ← 0, e_n ← 0

for N + 1 ≤ s ≤ S do
  x_s ← f_s(x_{I(s)})
  for 1 ≤ i ≤ I(s) do
    v_s ← v_s +  $\frac{\partial f_s}{\partial x^i}(x_i) \cdot v_{I(i,s)}$ 
    u_s ← u_s +  $\frac{\partial f_s}{\partial x^i}(x_i) \cdot u_{I(i,s)}$ 
    vu_s ← vu_s +  $\frac{\partial f_s}{\partial x^i}(x_i) \cdot vu_{I(i,s)}$ 
    for 1 ≤ j ≤ I(s) do
      vu_s ← vu_s +  $\frac{\partial f_s}{\partial x^i \partial x^j}(x_i) \cdot v_{I(i,s)} \cdot u_{I(j,s)}$ 
    a_s ← 0, b_s ← 0, g_s ← 0, e_s ← 0
  a_S ← 1
  for S ≥ n > N + 1 do
    for 1 ≤ i ≤ I(s) do
      a_{I(i,s)} ← a_{I(i,s)} +  $\frac{\partial f_s}{\partial x^i}(x_{I(n)}) \cdot a_s$ 
      b_{I(i,s)} ← b_{I(i,s)} +  $\frac{\partial f_s}{\partial x^i}(x_{I(n)}) \cdot b_s$ 
      g_{I(i,s)} ← g_{I(i,s)} +  $\frac{\partial f_s}{\partial x^i}(x_{I(n)}) \cdot g_s$ 
      e_{I(i,s)} ← e_{I(i,s)} +  $\frac{\partial f_s}{\partial x^i}(x_{I(n)}) \cdot e_s$ 
      for 1 ≤ j ≤ I(s) do
        b_{I(i,s)} ← b_{I(i,s)} +  $\frac{\partial^2 f_s}{\partial x^i \partial x^j} \cdot v_{I(j,s)} \cdot a_s$ 
        g_{I(j,s)} ← g_{I(i,s)} +  $\frac{\partial^2 f_s}{\partial x^i \partial x^j} \cdot u_{I(j,s)} \cdot a_s$ 
        e_{I(j,s)} ← e_{I(i,s)} +  $\frac{\partial^2 f_s}{\partial x^i \partial x^j} \cdot (v_{I(j,s)} \cdot g_s + u_{I(j,s)} \cdot b_s + vu_{I(j,s)} \cdot a_s)$ 
        for 1 ≤ k ≤ I(s) do
          e_{I(i,s)} ← e_{I(i,s)} +  $\frac{\partial^3 f_s}{\partial x^i \partial x^j \partial x^k} \cdot v_{I(j,s)} \cdot u_{I(k,s)} \cdot a_s$ 
      return {b_1, ..., b_N}

```

Cost: $\mathcal{O}(n)$

Adjuncts: $f, \mathbf{v}^T \mathbf{g} = \mathbf{v}_S, \mathbf{u}^T \mathbf{g} = \mathbf{u}_S, \mathbf{v}^T \mathbf{H} \mathbf{u} = \mathbf{vu}_S, \mathbf{g} = \{\mathbf{a}_1, \dots, \mathbf{a}_N\}, \mathbf{H} \mathbf{v} = \{\mathbf{b}_1, \dots, \mathbf{b}_N\}, \mathbf{H} \mathbf{u} = \{\mathbf{g}_1, \dots, \mathbf{g}_N\}$

5. CONCLUSION

By placing the methods of automatic differentiation within the context of differential geometry we can develop a comprehensive theory that identifies well-defined differential operators and the procedures needed for their implementation that immediately generalized beyond first-order methods.

The main difference between the methods derived here and their counterparts in the automatic differentiation literature is the explicitness of the updates. Most higher-order automatic differentiation methods apply first-order methods recursively, either across the entire program to locally to each node in the expression graph, coupling automatic differentiation of programs that define first-order partial derivatives with the updates that propagate the higher-order derivatives through the expression stack. The explicit algorithms presented here cleanly separate the higher-order partial derivatives from the updates, facilitating algorithms that implement the partial derivatives analytically for improved performance.

In particular these explicit algorithms highlight a critical tradeoff often taken for granted in first-order methods that utilize reverse sweeps through the expression graph. Computations common to each subexpression and its partial derivatives must either be computed twice, once for the forward sweep and once for the reverse sweep, or cached in memory. The latter introduces an increased memory burden, potentially limiting memory locality and hence practical performance. Because the higher-order partial derivatives of complex functions typically share many expensive computations, the possibility of efficiently caching relevant intermediate values is a critical engineering challenge to the performance of higher-order methods.

Finally, the implementation advantages of the local mixed mode methods must be balanced against their additional cost. For example, for sufficiently high-dimensional target functions the pure reverse mode algorithm for computing higher-order partial derivatives arrays becomes significantly faster than the multi-sweep mixed mode equivalents. To push the performance of calculations like the Hessian it may become necessary to deal with the more general implementations and develop tools for the efficient expression graph analysis necessary to automatically construct explicit component functions.

6. ACKNOWLEDGEMENTS

I thank Bob Carpenter, Dan Simpson, Matt Johnson, Gordon Pusch, John Armstrong, Damiano Brigo, and Charles Margossian for pivotal discussions about higher-order automatic differentiation and jets, as well as Charles Margossian and Bob Carpenter for helpful feedback on this manuscript.

REFERENCES

- AUTODIFF. ORG (2018). AD Tools for ALL.
 BETANCOURT, M. (2013). A General Metric for Riemannian Hamiltonian Monte Carlo. In *First International Conference on the Geometric Science of Information* (F. NIELSEN and F. BARBARESCO, eds.). *Lecture Notes in Computer Science* **8085**. Springer.

- BETANCOURT, M. (2017). A Conceptual Introduction to Hamiltonian Monte Carlo.
- BISHOP, C. M. (2006). *Pattern Recognition and Machine Learning. Information Science and Statistics*. Springer, New York.
- BÜCKER, H. M., CORLISS, G., HOVLAND, P., NAUMANN, U. and NORRIS, B. (2006). *Automatic Differentiation: Applications, Theory, and Implementations*. Springer.
- GRIEWANK, A., UTKE, J. and WALTHER, A. (2000). Evaluating higher derivative tensors by forward propagation of univariate Taylor series. *Math. Comp.* **69** 1117–1130.
- GRIEWANK, A. and WALTHER, A. (2008). *Evaluating derivatives*, Second ed. Society for Industrial and Applied Mathematics (SIAM), Philadelphia, PA.
- KOLÁŘ, I., MICHOR, P. W. and SLOVÁK, J. (1993). *Natural operations in differential geometry*. Springer-Verlag, Berlin.
- KRISTENSEN, K., NIELSEN, A., BERG, C., SKAUG, H. and BELL, B. (2016). TMB: Automatic Differentiation and Laplace Approximation. *Journal of Statistical Software, Articles* **70** 1–21.
- LEE, J. M. (2013). *Introduction to Smooth Manifolds*. Springer.
- MARGOSSIAN, C. C. (2018). A Review of automatic differentiation and its efficient implementation.
- NEIDINGER, R. D. (1992). An efficient method for the numerical evaluation of partial derivatives of arbitrary order. *ACM Trans. Math. Software* **18** 159–173.
- PUSCH, G. D. (1996). Jet space as the geometric arena of automatic differentiation. *Computational Differentiation: Techniques, Applications, and Tools*, M. Berz, CH Bischof, GF Corliss, and A. Griewank, eds., SIAM, Philadelphia, Penn 53–62.
- XIFARA, T., SHERLOCK, C., LIVINGSTONE, S., BYRNE, S. and GIROLAMI, M. (2014). Langevin diffusions and the Metropolis-adjusted Langevin algorithm. *Statistics & Probability Letters* **91** 14 - 19.