

Approximate Nearest Neighbors in the Space of Persistence Diagrams

Brittany Terese Fasy · Xiaozhou He ·
Zhihui Liu · Samuel Micka ·
David L. Millman · Binhai Zhu

Received: date / Accepted: date

Abstract Persistence diagrams are important tools in the field of topological data analysis that describe the magnitude of features in a filtered topological space. However, we show that the doubling dimension of (M, m) -bounded persistence diagrams is infinite and, as a result, current approaches for comparing a persistence diagram to a set of other persistence diagrams is linear in the number of diagrams or do not offer performance guarantees. In this paper, we provide the first approach supporting approximate nearest neighbor search in the space of persistence diagrams using the bottleneck distance. Given a

BTF is supported by NSF CCF 1618605, NSF ABI 1661530, and NIH/NSF DMS 1664858. XH is supported by China Scholarship Council under program 201706240214 and by the Fundamental Research Funds for the Central Universities under Project 2012017yjsy219. ZL is supported by a Shandong Government Scholarship. SM is supported by NSF CCF 1618605. DLM is supported by NSF ABI 1661530. BZ is partially supported by NSF of China under project 61628207.

B.T. Fasy

School of Computing and Dept. of Mathematical Sciences, Montana State University, Bozeman, MT, USA E-mail: brittany.fasy@montana.edu

X. He

Business School, Sichuan University, Chengdu, Sichuan, China; and School of Computing, Montana State University, Bozeman, MT, USA E-mail: xiaozhouhe126@qq.com

Z. Liu

School of Computer Science and Technology, Shandong Technology and Business University, Yantai, Shandong, China; and School of Computing, Montana State University, Bozeman, MT, USA E-mail: dane.zhihui.liu@gmail.com

S. Micka

School of Computing, Montana State University, Bozeman, MT, USA E-mail: samuel.micka@msu.montana.edu

D. L. Millman

School of Computing, Montana State University, Bozeman, MT, USA E-mail: david.millman@montana.edu

B. Zhu School of Computing, Montana State University, Bozeman, MT, USA E-mail: bhz@montana.edu

set Γ of n (M, m) -bounded persistence diagrams, each with at most m points, we snap-round the points of each diagram to specific points on a uniform grid and produce a key for each possible snap-rounding. Then, we propose a data structure with τ levels \mathbb{D}_τ storing all snap-roundings of each persistence diagram in Γ at each resolution. This data structure has size $O(n5^m\tau)$ to account for varying grid resolutions, snap-roundings, and the deletion of points with low persistence. To search for a persistence diagram, we compute a key for a query diagram by snapping each point to a grid point and deleting points of low persistence. Furthermore, as the grid parameter decreases, searching our data structure yields a six-approximation of the nearest diagram in Γ in $O((m \log n + m^2) \log \tau)$ time and twenty-four approximation of the k th nearest diagram in $O((m \log n + m^2 + k) \log \tau)$ time.

1 Introduction

Computational topology is a field at the intersection of mathematics (algebraic topology) and computer science (algorithms and computational geometry). In recent years, the use of techniques from computational topology in application domains has been on the rise [1, 24, 36]. Furthermore, persistence diagrams can be used to reconstruct different types of simplicial complexes, which can be used to represent geometric objects and point clouds [8, 40]. These results provide new avenues to explore object classification and recognition in new and enlightening ways. More generally, current research is applying techniques from computational topology to big data. Computing the distance from a query diagram to a set of persistence diagrams using a linear number of computations, however, can be computationally expensive since computing the bottleneck distance between two diagrams requires $O(m^{1.5} \log m)$ time for m points [32]. To address the expense, preliminary work by Kerber and Nigmetov [33] looked at understanding the space of persistence diagrams through building a cover tree of a set of diagrams but are not able to offer worst-case performance guarantees due to the doubling dimension. To reduce the complexity of comparing a query diagram to a set of diagrams, Fabio and Ferri represented persistence diagrams as complex polynomials and compared the persistence diagrams using complex vectors storing coefficients for the polynomials [18]. The research in [18], however, is experimental and offers no performance guarantees on the distance between two diagrams deemed to be close to one another by comparing the complex vectors. The idea of converting persistence diagrams to complex vectors was extended by Wang et al. in 2019 [41]. Wang et al. prove stability results of the vector representation. Specifically, for two diagrams D_1 and D_2 , the distance between the resulting vectors v_{D_1} and v_{D_2} has the following upper-bound:

$$\|v_{D_1} - v_{D_2}\|_1 \leq \sqrt{2} \left(1 + \frac{\sqrt{\pi}}{\sigma}\right) d_{W,1}(D_1, D_2),$$

where $d_{W,1}$ denotes the 1-Wasserstein distance and σ is a variance parameter [41, Theorem 1]. However, without a lower-bound on the distance, this re-

sult is not applicable for guaranteeing the distance between a returned diagram and the nearest neighbor. We address the problem of near-neighbor searching, answering near neighbor queries in the space of persistence diagrams, and providing a means of querying for near diagrams with performance guarantees.

Nearest neighbor search is a fundamental problem in computer science, i.e., databases, data mining and information retrieval, etc. The problem was posed in 1969 by Minsky and Papert [38]. For data in low-dimensional space, the problem is well-solved by first computing a search structure on the Voronoi diagram of the data points and then performing point location queries for query points [20]. When the dimension is large, such a method is known to be impractical as the query time typically has a constant factor which is exponential in dimension (known as the “curse of dimensionality”) [14]. Then, researchers resort to approximate nearest neighbor search [7].

In many applications, for approximate nearest neighbor queries, the data in consideration are not necessarily (high-dimensional) points in Euclidean space. In 2002, Indyk considered the data to be a set of n polygonal curves (each with at most m vertices) and the distance between two curves is the discrete Fréchet distance. In particular, a data structure of exponential size was built so that an approximate nearest neighbor query (with a factor $O(\log m + \log \log n)$) can be done in $O(m^{O(1)} \log n)$ time [29]. Most recently, Driemel and Silvestri used locality-sensitive hashing to answer near neighbor queries (within a constant factor) in $O(2^{4md} m \log n)$ time using $O(2^{4md} n \log n + nm)$ space (this bound is practical only for some $m = O(\log n)$) [19]. In the case of persistence diagrams under the bottleneck distance, no results exist on finding the nearest neighbor or even a near neighbor efficiently while offering performance guarantees without computing pairwise bottleneck distances.

Our Contributions We study the near neighbor search and the k -near neighbor problems in the space of persistence diagrams under the bottleneck distance. As observed by Kerber and Nigmetov [34], the significant research in approximate and exact nearest neighbor searching [5, 7, 10, 11, 17, 25, 29, 30, 33] does not carry over to the space of persistence diagrams with the bottleneck metric. Specifically, Kerber and Nigmetov observed in [34] and [33] (and in Theorem 1 we show for a more restricted setting) that the space of persistence diagrams with the bottleneck metric has infinite doubling dimension. As discussed by Clarkson’s [15] (page 30), general divide-and-conquer algorithms over metric spaces have a running time that is exponential in the doubling dimension. As such, Theorem 1 implies that searching approaches that decompose space, such as cover trees or quad trees, may have nodes with an infinite number of children and are not practical. Kerber and Nigmetov tested cover trees on sets persistence diagrams clustered around sufficiently spaced centers and data from the McGill shape benchmark¹ and found that cover trees reduced the number of computations but still acknowledge the inability to offer worst-case performance guarantees [33].

¹ <http://www.cim.mcgill.ca/~shape/benchMark/>

This work also draws similarities to hashing and searching with bottleneck distance for multi-point datasets in two-dimensions [2, 9, 23, 27, 31]. However, most existing approaches require that the points sets have the same cardinality, an assumption not necessary when computing the bottleneck distance between persistence diagrams. For persistence diagrams, equal cardinality comes from the diagonal having infinite multiplicity, which allows off diagonal points to be mapped to the diagonal. While some approaches, such as [31, 42], overcome the equal cardinality assumption, the output of their approaches is not necessarily a bottleneck matching and not applicable when comparing persistence diagrams. As such, the crux of this research is managing matchings of points with the diagonal.

Up until now, the fastest known approach with performance guarantees for searching in the space of persistence diagrams was to compute the bottleneck distance from the query diagram to all diagrams in the data set using the methods introduced by Kerber et al. [32]. In this paper, we present the first efficient solution to searching in the space of persistence diagrams with performance guarantees. We summarize our results as follows. Given a set Γ of n (M, m) -bounded persistence diagrams, we propose a key function that produces a set of keys for each of the $O(5^m)$ snap-roundings of each diagram in Γ to grid points. The keys are stored in a data structure \mathbb{D}_τ , with τ levels using $O(n5^m\tau)$ space. This data structure is capable of answering queries of the form: given a query persistence diagram Q with at most m points, return a six-approximation of the nearest neighbor to Q in Γ in $O((m \log n + m^2) \log \tau)$ time or return a set of k diagrams, each of which being a twenty-four factor approximation of the k th nearest diagram, in $O((m \log n + m^2 + k) \log \tau)$ time.

2 Preliminaries

In this section, we give necessary definitions for persistence diagrams, bottleneck distance and additional concepts used throughout this paper. We assume that the readers are familiar with the basics of algorithms [16].

2.1 Persistence Diagrams and Bottleneck Distance

Homology is a tool from algebraic topology that describes the so-called *holes* in topological spaces by assigning the space an abelian group for each dimension. When we are not given an exact topological space, but an estimate of it, we need to introduce some notion of scale. If each scale parameter τ is assigned a topological space X_τ such that X_τ changes nicely with τ , then we track these changes using *persistent homology*. For further details on classical homology theory, the readers are referred to [26, 39] for homology and [21] for persistent homology. In this paper, we are working in the *space of persistence diagrams* under the bottleneck distance (which we will make more precise next), and are not concerned with where these diagrams came from.

Persistent homology tracks the *birth* and *death* of the topological features (i.e., the connected components, tunnels, and higher-dimensional ‘holes’) at multiple scales. A *persistence diagram* summarizes this information by representing the birth and death times (b and d , respectively) of homology generators as points (b, d) in the extended plane. These birth and death times correspond to the appearances and merging of topological features in a filtered topological space and, as a result, are not necessarily positive. We comment that we could also represent a persistence diagram as a set of half-open intervals (barcodes) in the form of $[b, d)$ as in [12, 43]. We focus on the former representation and lay a grid over the diagram (see Section 2.2) and consider the L_∞ distance. Let D denote the diagonal (the line $y = x$) with points on D represented with infinite multiplicity. Notice that points with small persistence are close to the diagonal and points with high persistence are far from the diagonal; in particular, the point (b, d) has distance $\frac{1}{2}|d - b|_\infty$ from D . In what follows, we set $M, m > 0$ and consider diagrams with at most m off-diagonal points such that each off-diagonal point (a, b) satisfies $|a| \leq M$ and $|b| \leq M$ or $|b| = \infty$. We call such persistence diagrams (M, m) -bounded; see Figure 1.

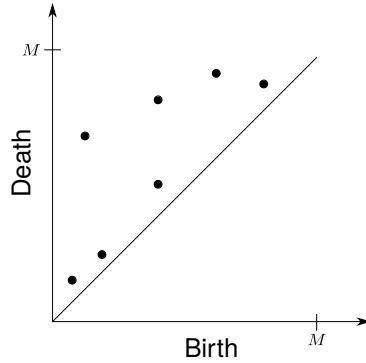


Fig. 1 An example of an $(M, 7)$ -bounded persistence diagram. Each point $p = (b, d) \in P \setminus D$ represents a topological feature—in particular, a homology generator. A point that is close to the diagonal (i.e., has small persistence), cannot be easily distinguished from *topological noise*. Standard persistence has points above the line $y = x$; however, extended persistence allows points above or below the diagonal.

Given persistence diagrams P and Q , the *bottleneck distance* between them is:

$$d_B(P, Q) = \inf_{\phi} \sup_{p \in P} \|p - \phi(p)\|_\infty,$$

where the infimum is taken over all bijections $\phi : P \rightarrow Q$. Notice that such an infimum exists, since $\|\cdot\|_\infty$ is nonnegative and there exists at least one bijection ϕ with finite bottleneck distance (namely, the one that matches every p in $P \setminus D$ to $\phi(p)$ and every d in D gets matched to itself). Let $\pi_D : \mathbb{R}^2 \rightarrow D$ be the orthogonal projection of a point $p \in \mathbb{R}^2$ to the closest point on D . We define a *matching* between the points of P and Q to be a set of edges such

that no point in P or Q appears more than once. We interpret these edges as pairing a point $p \in P$ with either off-diagonal point $q \in Q$ or $\pi_D(q)$, and a point $q \in Q$ with either points an off-diagonal point $p \in P$ or $\pi_D(q)$. Furthermore, a matching is *perfect* if every $p \in P$ and $q \in Q$ is matched, i.e., every point is paired with the diagonal or a point from the other diagram and every point has degree one, see Figure 2 for an example. Letting P_0 and Q_0 be the sets of off-diagonal points in P and Q , respectively. Then, if $d_B(P, Q) = \varepsilon$, a perfect matching M between $P' = P_0 \cup \pi_D(Q_0)$ and $Q' = Q_0 \cup \pi_D(P_0)$ exists such that the length of each edge in M is at most ε ; again, see Figure 2. In this light, computing the bottleneck distance is equivalent to finding a perfect matching between P' and Q' that minimizes the length of the longest edge; see [21, §VIII.4] and [32], which use results from graph matching [22, 28, 35, 37]. The space of persistence diagrams under the bottleneck distance is, in fact, a metric space. Throughout this paper, we use \mathcal{D}_M^m to denote the (metric) space of (M, m) -bounded persistence diagrams under the bottleneck distance.

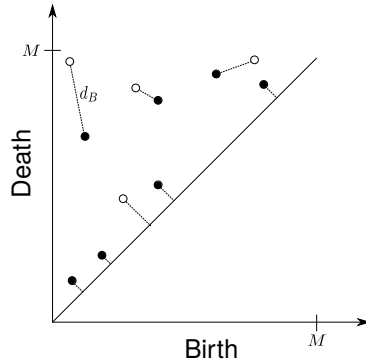


Fig. 2 An example of a perfect matching between diagrams P (the solid black points) and Q (the circles). Notice that P and Q have a different number of off-diagonal points. However, since $D \subset P$ and $D \subset Q$, points in either diagram may match with the diagonal. A key insight in the algorithm for computing d_B is that if a point p is matched to a point on D , then we can simply match p with $\pi_D(p)$.

Next, we prove a property about the space \mathcal{D}_M^m with the bottleneck metric known as the *doubling dimension*. Following Clarkson’s definition of the doubling space [15]:

Definition 1 (Doubling Dimension) Let X be a metric space with metric d . The space X is said to be *doubling* if there exists a constant integer $C > 0$ such that for every $x \in X$ and any $r > 0$ the open ball $B(x, r)$ can be covered by at most 2^C balls of radius $\frac{r}{2}$. The *doubling constant* of X is 2^C and the *doubling dimension* of X is C .

Then, the following theorem highlights the problem with employing search approaches dependent on decomposing the search space, such as cover trees.

We note that similar observations were made about persistence diagrams (not (M, m) -bounded) under the bottleneck distance in [33, 34].

Theorem 1 *The space of (M, m) -bounded persistence diagrams under the bottleneck distance has infinite doubling dimension.*

Proof Assume, for contradiction, that there exists a constant C such that for any positive radius r and all $P \in \mathcal{D}_M^m$ that $B(P, r)$ can be covered by 2^C balls of radius $\frac{r}{2}$. Let $r = \frac{M}{2^{C+1}m}$ and let $P \in \mathcal{D}_M^m$ have exactly one point $\frac{r}{2}$ from the diagonal. Let \mathbb{B} be the region greater than or equal to $\frac{r}{2}$ but strictly less than r from the diagonal. Note that \mathbb{B} can be decomposed into $\frac{2M}{r}$ disjoint boxes with edge length $\frac{r}{2}$, we denote this decomposition as \mathbb{B}' . Let \mathbb{D} be the set of diagrams with m points, where each of the m points lie at the center of a different box in \mathbb{B}' . Each $Q \in \mathbb{D}$ has m points lying at m of $\frac{2M}{r} = 2^{C+1}m$ possible locations. For any $Q, Q' \in \mathbb{D}$, where $Q \neq Q'$ we observe that $d_B(P, Q) < r$, $d_B(P, Q') < r$, and $d_B(Q, Q') \geq \frac{r}{2}$. In other words, we must cover every diagram in \mathbb{D} but each requires a separate open ball of radius $\frac{r}{2}$. However,

$$2^C < 2^{C+1} \leq \binom{2^{C+1}m}{m} = \left(\frac{2M}{r}\right) = |\mathbb{D}|,$$

a contradiction to the claim that $B(P, r)$ can be covered by 2^C balls of radius $\frac{r}{2}$.

2.2 Uniform Grid

A M bounded *uniform grid* in \mathbb{R}^2 is a Cartesian grid with η^2 grid cells all contained in the box $[-M, M]^2$ and is denoted $\mathcal{G}_{M,\eta}$. We include $-M$ in the bounding box because the coordinates of points in the persistence diagrams are not necessarily positive. Grid cells are defined by four grid edges and four grid points. The *grid parameter*, denoted $\delta = 2M/\eta$, is the cell width of each grid cell. Since we are working with persistence diagrams, which may have points at ∞ , we include two additional one-dimensional grids to handle points with a single infinite coordinate and one additional zero-dimensional grid cell to handle points with two infinite coordinates. The *complexity* of the grid is the number of grid cells: $|\mathcal{G}_{M,\eta}| = \eta^2 + 2\eta + 1$. For simplicity of exposition, we assume that no input points lie on either grid edges or equidistant from any two grid points. Thus, nearest grid points in the grid are unique, and every point has exactly four grid points defining the grid cell containing it.

3 Generating and Searching Persistence Keys

In this section, we define a key function that maps a persistence diagram in \mathcal{D}_M^m to a vector in $\mathbb{Z}_{\geq 0}^a$ where the exponent a is a function of the number of points in the grid. Hence, as a increases, the keys become more discerning. We order the diagrams using the dictionary order on $\mathbb{Z}_{\geq 0}^a$, and store the keys in a multilevel

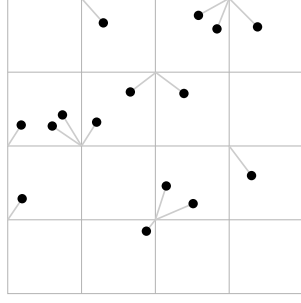


Fig. 3 The key function snap-rounding each point of the input set to the nearest grid point. Note that the actual rounding produced by the key function is denoted as a line from each point to the corresponding grid point that it is rounded to.

data structure that supports binary search. We note here that the hierarchical grid is adapted from approaches to locality-sensitive hashing [25, 27, 30]. More recent general results on locality-sensitive can be found in [3–6, 13].

Let $M, m > 0$ and $\eta \in \mathbb{Z}_+$. Let $P \in \mathcal{D}_M^m$ be a persistence diagram. We consider the grid $\mathcal{G}_{M,\eta}$. We then snap each off-diagonal point $p \in P \setminus D$ to a grid point $\rho_i \in \mathcal{G}_{M,\eta}$ and count the multiplicity π_i for each grid point. The number of grid points from two-dimensional grid cells is $(\eta + 1)^2$, the number of grid points from one-dimensional grid cells is $2(\eta + 1)$, and there is a single zero dimensional grid cell with one point. We note that while our key function was inspired by the hash function of [19] that ignored multiplicities, we must count the multiplicity of duplicated grid points.

Recall from Section 2.2 that the grid parameter is $\delta = 2M/\eta$. We define our key function $\kappa: \mathcal{D}_M^m \times \mathbb{G} \rightarrow \mathbb{Z}^a$ by:

$$\kappa(P, \mathcal{G}_{M,\eta}) = \sum_{p \in P \setminus D} e_{nn(p)},$$

where \mathbb{G} denotes the set of all uniform grids, $nn(p)$ maps each off-diagonal $p \in P$ to the index of the nearest grid point and e_i is the i^{th} standard basis vector in \mathbb{Z}^a , where $a = (\eta + 1)^2 + 2(\eta + 1) + 1$; see Figure 3 for an example. For simplicity of the proofs to follow and so κ is well-defined, we assume that no persistence point lies on a grid edge of $\mathcal{G}_{M,\eta}$ or equidistant to any two grid points. Of course, since many coordinates of $\kappa(\cdot, \cdot)$ are zero, we store it using a sparse vector representation; moreover, for the empty diagram D (i.e., with no point but the line $y = x$), we notice that $\kappa(D, \cdot) = 0$.

Remark 1 This vector could also correspond to a product of prime numbers, where $\{\sigma_j\}$ is an ordered set of a prime numbers. Then, we have a unique integer $\prod_j \sigma_j^{v_j}$ for each vector $v = (v_1, v_2, \dots, v_a) \in \mathbb{Z}^a$. Doing so would put us in the more conventional setting, where we have indices into a hash table instead of keys. However, we would then either need to have a pre-generated list of a primes (which adds to our storage space) or must account for computing the primes (which adds time complexity).

Suppose we snap-round P before applying κ ; a natural choice for rounding each $p \in P$ would be to one of the four grid points defining the grid cell containing p . Formally:

Definition 2 (Snap Sets and Canonical Ordering) Given a grid \mathcal{G} with grid parameter δ , let $\text{SNAP}(P, \mathcal{G})$ denote the set of all possible snap-roundings of P obtained by allowing each $p \in P$ to snap-round to one of the grid points within L_∞ distance δ of p , i.e., one of the grid points bounding the cell containing p . For example, points with finite coordinates lie within δ of four grid points, points with one infinite coordinate lie within δ of two grid points, and points with two infinite coordinates lie within δ of one grid point. Let $\text{DELSNAP}(P, \mathcal{G})$ denote the set of all snap-roundings of P obtained by additionally allowing $p \in P$ distance less than or equal to δ from the diagonal to be optionally deleted; see Figure 4 for an example of points that are eligible for removal.

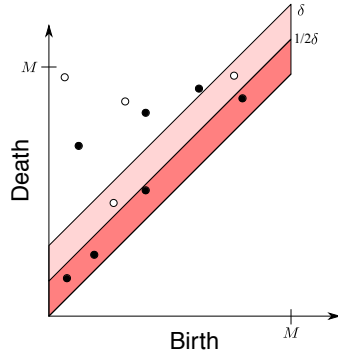


Fig. 4 An example demonstrating the thresholds where points near the diagonal may be deleted. We consider diagrams $P, Q \in \mathcal{D}_M^n$ denoted with black and white points, respectively. The two thresholds are shown as bands above the diagonal denoting distances $\frac{1}{2}\delta$ and δ from the diagonal. Removing all black points within the first threshold will produce the diagram \tilde{Q} from Q . Removing some subset of white points within the second threshold may produce P_* from P .

For the remainder of this paper, without loss of generality, we only consider points with four snap-roundings since points infinite coordinate values follow the same argument as points with a finite death time that are not too “near the diagonal”, but with fewer snap-roundings. Each point $p \in P$, not lying on a grid edge, can snap to the four grid points defining the grid cell containing p . Then, we bound the number of snap-roundings for a fixed diagram:

Lemma 1 (Enumerating Keys) *If $P \in \mathcal{D}_M^n$ and if \mathcal{G} is a uniform grid centered on $[-M, M]^2$, then the number of keys in $\text{SNAP}(P, \mathcal{G})$ and $\text{DELSNAP}(P, \mathcal{G})$ have the following upper bounds:*

- $\text{SNAP}(P, \mathcal{G})$ has size $O(2^{2m}) = O(4^m)$.
- $\text{DELSNAP}(P, \mathcal{G})$ has size $O((2^2 + 1)^m) = O(5^m)$.

We are now almost ready to prove Theorem 2, which shows that a query diagram Q collides with a snapping of diagram P if and only if P and Q are close diagrams. (Note that this ‘if and only if’ statement uses asymmetric notions of *close*). We first prove a simplified version in Lemma 2, where we consider the perfect matching problem in the extended plane $\overline{\mathbb{R}}^2$. In this case, the proof is made easier as the two diagrams necessarily have the same number of points (as otherwise, a perfect matching is not possible). Then, to prove Theorem 2, we delete points that are less than or equal to distance $\frac{1}{2}\delta$ of D in the query diagram Q and observe that some of these points could have been matched with off-diagonal points in P with persistence up to, and including, $\frac{3}{2}\delta$. We note that, for the sake of space, we include all proofs in the appendix.

Lemma 2 (Collision without Diagonal Interference) *Let $P, Q \subset \overline{\mathbb{R}}^2$ be finite (M, m) -bounded point clouds. Let $\eta \in \mathbb{Z}_+$ and consider the grid $\mathcal{G} = \mathcal{G}_{M, 2\eta}$. Let δ denote the grid parameter. Then,*

1. *if $\exists P_* \in \text{SNAP}(P, \mathcal{G})$ such that $\kappa(P_*, \mathcal{G}) = \kappa(Q, \mathcal{G})$, then $d_B(P, Q) \leq \frac{3}{2}\delta$;*
2. *if $d_B(P, Q) \leq \frac{1}{2}\delta$, then $\exists P_* \in \text{SNAP}(P, \mathcal{G})$ such that $\kappa(P_*, \mathcal{G}) = \kappa(Q, \mathcal{G})$.*

The above lemma is restricted to matchings of points in $\overline{\mathbb{R}}^2$. Next, we generalize Lemma 2, by allowing matchings to the diagonal. This is the central theorem of this paper.

Theorem 2 (Collisions between Diagrams) *Let $P, Q \in \mathcal{D}_M^m$. Let $\eta \in \mathbb{Z}_+$ and consider the grid $\mathcal{G} = \mathcal{G}_{M, 2\eta}$. Let δ denote the grid parameter, and let \tilde{Q} be the diagram obtained from Q by removing all points less than or equal to distance $\frac{1}{2}\delta$ from the diagonal. Then:*

1. *If $\exists P_* \in \text{DELSNAP}(P, \mathcal{G})$ such that $\kappa(P_*, \mathcal{G}) = \kappa(\tilde{Q}, \mathcal{G})$, then $d_B(P, Q) \leq \frac{3}{2}\delta$.*
2. *If $d_B(P, Q) \leq \frac{1}{2}\delta$, then $\exists P_* \in \text{DELSNAP}(P, \mathcal{G})$ such that $\kappa(P_*, \mathcal{G}) = \kappa(\tilde{Q}, \mathcal{G})$.*

This result implies that diagrams with a small bottleneck distance relative to the chosen δ value will have matching keys generated by the hashing function while diagrams with a large bottleneck distance, relative to δ , will not. Next, using Theorem 2, we discuss a multi-level data structure that, for some query diagram Q , supports searching for approximate nearest neighbors in \mathcal{D}_M^m .

4 Finding Approximate Nearest Neighbors

In Theorem 2, we saw that for a query diagram Q and grid parameter δ , Q will share a key with some diagram P ‘if and only if’ they are close, with respect

to the chosen scale δ . To find the near-neighbor, we must select a δ with the correct relationship to $d_B(P, Q)$. The relationship presents two problems. First, how do we determine the correct value for δ ? Second, a single δ value would rarely be sufficient for all queries.

In this section, we build a multi-level data structure to support approximate nearest neighbor queries in the space of persistence diagrams. Each level of the data structure corresponds to a grid with a different resolution. In the previous section, we needed a flexible notion for SNAP and DELSNAP, but in this section, the data structure level and grid are dependent. So, we simplify notation. Recall that, as our persistence diagrams are all (M, m) -bounded (i.e., in \mathcal{D}_M^m), all points lie in $[-M, M]^2$. For $i \in \mathbb{Z}_{\geq 0}$, we define

- $\mathcal{G}_i := \mathcal{G}_{M, 2^{i+1}}$
- $\delta_i := 2M/2^i$, that is, the grid parameter for \mathcal{G}_i
- $\kappa_i(P) := \kappa(P, \mathcal{G}_i)$
- $\text{SNAP}_i(P) := \text{SNAP}(P, \mathcal{G}_i)$
- $\text{DELSNAP}_i(P) := \text{DELSNAP}(P, \mathcal{G}_i)$

Definition 3 (Data Structure) Let $\Gamma \subset \mathcal{D}_M^m$ be finite, let $c > \frac{3}{2}$, and let ϵ be the minimum bottleneck distance between any two diagrams in Γ . Let $\tau = \lceil \log((2M)/(c\epsilon)) \rceil$, then for each integer $i \in \{0, \dots, \tau\}$, we define $\Delta_i = \Delta_i(\Gamma)$ to be the data structure that stores the sorted list of keys $\{\kappa_i(P_t)\}_{i,t,P}$, for each $P_t \in \text{DELSNAP}_i(P)$ and $P \in \Gamma$. With each key, we store a list of distinct persistence diagrams from Γ which have a snap-rounding to that key, and the number of distinct diagrams from Γ which snap to the key. We note that a diagram with a given key can be found in time logarithmic in the number of distinct keys at that level. We denote the array of the multi-level data structure as $\mathbb{D}_\tau = \mathbb{D}_\tau(\Gamma) := \{\Delta_i\}_{i=0}^\tau$. We can access a given level in constant time.

In the definition above, the choice of c and ϵ provides a point at which the diagrams with the smallest bottleneck distance stop colliding and we can stop considering smaller values of δ . In particular, we choose $c > \frac{3}{2}$, because the contrapositive of Theorem 2 (Part 1) implies that if $d_B(P, Q) > \frac{3}{2}\delta_i$, then $\kappa_i(P_*) \neq \kappa_i(\tilde{Q})$ for any $P_* \in \text{DELSNAP}_i(P)$. Thus, we can guarantee that Q will share a key with a representative of P , for each Q close enough to P .

Remark 2 For each level, each diagram has $O(5^m)$ snap-roundings and keys that can each be generated in $O(m)$ time. Comparing two keys to determine their relative order requires $O(m)$ time.

For each diagram at each level, we can determine the set of unique keys in $O(m5^m)$ by sorting the $O(5^m)$ keys and removing duplicates. Finding the unique keys for n diagrams takes $O(nm5^m)$. Sorting the keys at a given level for n diagrams takes $O(m(n5^m \log n5^m)) = O(m(n5^m \log n + n5^m \log 5^m)) = O(m(n5^m \log n + n5^m m)) = O(mn5^m(\log n + m))$ time. Creating a list of diagrams for each unique key at a given level requires $O(n5^m)$ time but this operation is asymptotically smaller than the complexity of sorting the keys.

Then, generating the data structure \mathbb{D}_τ with τ levels takes $O(\tau(mn5^m(\log n + m)))$ time.

Next, we consider some properties of \mathbb{D}_τ , specifically, that collisions on a level of the data structure with a fine resolution imply collisions between the same diagrams on levels with coarser resolutions. To simplify notation, for $Q \in \mathcal{D}_M^m$ and $i \in \mathbb{Z}_{\geq 0}$, we let \tilde{Q}_i be the diagram obtained from Q by removing all points less than or equal to distance $\frac{1}{2}\delta_i$ of the diagonal. We again mention that all proofs can be found in the appendix.

Lemma 3 (Hierarchical Collision) *Let $\Gamma \subset \mathcal{D}_M^m$ be finite. Let $Q \in \mathcal{D}_M^m$ and $P \in \Gamma$. Let $j \in \mathbb{Z}_{\geq 0}$ and let \tilde{Q}_j and \tilde{Q}_i be the diagrams obtained from Q by removing all points less than or equal to distance $\frac{1}{2}\delta_j$ (resp., $\frac{1}{2}\delta_i$) of the diagonal. Suppose there exists $P_j \in \text{DELSNAP}_j(P)$ such that $\kappa_j(P_j) = \kappa_j(\tilde{Q}_j)$ (i.e., P and Q collide in level Δ_j), then for any $i < j$, there exists $P_i \in \text{DELSNAP}_i(P)$ such that $\kappa_i(P_i) = \kappa_i(\tilde{Q}_i)$.*

To find a near neighbor to Q in Γ , we determine the last level such that Q collides with an existing key in the data structure. However, first we must consider where the nearest neighbor lies relative to this level.

Lemma 4 (Nearest Neighbor Bin) *Let Γ, Q , and \tilde{Q}_i be as defined in Lemma 3. Let \tilde{Q}_{i-2} be obtained from Q by removing all points within $\frac{1}{2}\delta_{i-2}$ of the diagonal. Let $P^{nn} \in \Gamma$ be the nearest neighbor of Q in Γ , with respect to the bottleneck distance between diagrams. Let i be the largest index such that $\kappa_i(\tilde{Q}_i)$ has a collision in Δ_i . Then, there exists a snap-rounding P_{i-2}^{nn} in $\text{DELSNAP}_{i-2}(P^{nn})$ such that $\kappa_{i-2}(P_{i-2}^{nn}) = \kappa_{i-2}(\tilde{Q}_{i-2})$.*

A result of Lemma 4 is that if i is the largest index such that Q has a collision in Δ_i , then we can construct examples in which Q does not collide with the nearest neighbor in Δ_i , see diagrams in Figure 5.

Next, we show that any diagram colliding with Q in Δ_i is an approximate nearest neighbor.

Lemma 5 (Nearest Neighbor Approximation) *Let Γ, Q , and \tilde{Q}_i be as defined in Lemma 3. Let i be the largest index such that $\kappa_i(\tilde{Q}_i) \in \Delta_i$. Let $P^{nn} \in \Gamma$ be the nearest neighbor of Q in terms of bottleneck distance. The bottleneck distance between Q and every diagram of Γ with a key $\kappa_i(\tilde{Q}_i)$ in Δ_i is a six-approximation of $d_B(P^{nn}, Q)$.*

The previous discussion implies that we can find an approximate nearest neighbor by identifying the bin in the lowest level with a collision and picking any diagram in that bin. Moreover, it tells us that we can find the true nearest neighbor by linearly searching for it through all diagrams with a collision two levels up. Next, we prove that we can query for an approximate k th nearest neighbor for $k > 1$. First, we establish bounds on the location of k th nearest neighbor, generalizing results from Lemma 4.

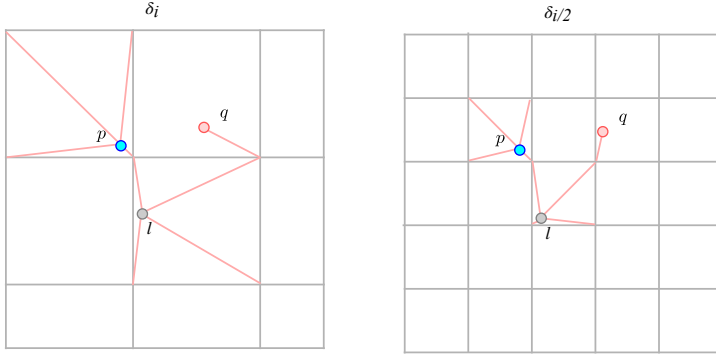


Fig. 5 Situation in which the nearest neighbor of diagram Q is not in the lowest bin that Q has a collision in. Let query diagram Q be composed of the single point q and let $P, L \in \mathcal{D}_M^m$, where P has one point p and L has one point l . We see that $d_B(P, Q) = \frac{\delta_i}{2} + \epsilon_1$ for some small constant ϵ_1 and $d_B(L, Q) = \frac{3\delta_i}{4} - \epsilon_2$ for some small constant ϵ_2 . However, only L and Q collide at level $\frac{\delta_i}{2}$, even though $d_B(P, Q) < d_B(L, Q)$.

Lemma 6 (*k*th-NN Location Upper Bound) *Let Γ, Q , and \tilde{Q}_i be as defined in Lemma 3. Let $P^k \in \Gamma$ be the k th nearest neighbor of Q in Γ , with respect to the bottleneck distance between diagrams. Let i be the largest index such that the number of distinct diagrams with snap-roundings and keys equal to $\kappa_i(\tilde{Q}_i)$ in Δ_i is at least k . Then, there exists a snap-rounding $P_{i-2}^k \in \text{DELSNAP}_{i-2}(P^k)$ such that $\kappa_{i-2}(P_{i-2}^k) = \kappa_{i-2}(\tilde{Q}_{i-2})$.*

Then, we also bound the number of levels with a finer grid resolution that the k th-nearest neighbor can collide with a snap-rounding of the query diagram.

Lemma 7 (*k*th-NN Location Lower Bound) *Let Γ, Q , and \tilde{Q}_i be as defined in Lemma 3. Let $P^k \in \Gamma$ be the k th nearest neighbor of Q in Γ , with respect to the bottleneck distance between diagrams. Let i be the largest index such that the number of distinct diagrams with snap-roundings and keys equal to $\kappa_i(\tilde{Q}_i)$ in Δ_i is at least k . Then, P^k does not have a snap-rounding and key colliding with \tilde{Q} in any Δ_j such that $j > i + 2$.*

Using the previous two lemmas, we bound levels for which P^k can collide with \tilde{Q} .

Corollary 1 (*k*th-NN Location) *Let Γ, Q , and \tilde{Q}_i be as defined in Lemma 3. Let $P^k \in \Gamma$ be the k th nearest neighbor of Q , with respect to the bottleneck distance between diagrams. Let i be the largest index such that the number of distinct diagrams with snap-roundings and keys equal to $\kappa_i(\tilde{Q}_i)$ at Δ_i is at least k . Let j be the largest level in \mathbb{D}_τ such that there is a snap rounding and key of P^k colliding with Q . Then, $i - 2 \leq j \leq i + 2$, i.e., P^k must have a snap-rounding in, at most, Δ_{i+2} and in, at least, Δ_{i-2} .*

To find the k th nearest neighbor to Q in Γ , we determine the last level of \mathbb{D}_τ where Q has at least k collisions. The proof is a modification of the proof of Lemma 5.

Lemma 8 (k th-Nearest Neighbor Approximation) *Let Γ, Q , and \tilde{Q}_i be as defined in Lemma 3. Let k be a positive integer greater than one. Let $P^k \in \Gamma$ be the k th nearest neighbor of Q , with respect to the bottleneck distance between diagrams. Let i be the largest index such that the number of distinct diagrams with snap-roundings and keys equal to $\kappa_i(\tilde{Q}_i)$ at Δ_i is at least k . The bottleneck distance between Q and every diagram of Γ with a key $\kappa_i(\tilde{Q}_i)$ in Δ_i is a 24-approximation of the $d_B(P^k, Q)$.*

Remark 3 The approximation factor is controlled by the last level where P^k and Q collide. So, while we do not propose an efficient test for identifying the last level, we observe that in some cases, the approximation factor is much tighter. For example, if P^k last collides with Q in Δ_{i-2} , then for all $P \in \Gamma$ that collide with Q in Δ_i , $d_B(P, Q) \leq \frac{3}{2}d_B(P^k, Q)$.

We now identify approximate nearest neighbors for a query diagram.

Theorem 3 (Approximate Nearest Neighbor Query) *Let Γ, Q , and \tilde{Q}_i be as defined in Lemma 3. Let $n = |\Gamma|$ and let \mathbb{D}_τ be the multi-level structure described in Definition 3 with τ levels. Then, the data structure \mathbb{D}_τ is of size $O(n5^m\tau)$ and supports finding a six-approximation of the nearest neighbor of Q in Γ in $O((m \log n + m^2) \log \tau)$ time.*

Remark 4 We note that exponential search could replace binary search for both finding the last Δ_i where $\kappa_i(\tilde{Q}_i)$ collides with another key as well as on each $\Delta_i \in \mathbb{D}_\tau$. If i is the largest Δ_i such that the snap-rounding of \tilde{Q}_i collides with another key, and γ is the index of the key in Δ_i that collided with $\kappa_i(\tilde{Q}_i)$ then the query time becomes $O(\log i(m \log(\gamma)))$.

Finally, we prove that this data structure can provide responses to queries requesting the k -nearest neighbors. Specifically, the k -nearest neighbors returned are a 24-approximation of the k th nearest neighbor.

Corollary 2 (k -Nearest Neighbor Query) *Let Γ, Q , and \tilde{Q}_i be as defined in Lemma 3. Let $n = |\Gamma|$ and let \mathbb{D}_τ be the multi-level structure described in Definition 3 with τ levels. There exists a data structure of size $O(n5^m\tau)$ that supports finding k diagrams that are each, in the worst case, a 24-approximation of the k th nearest neighbor of Q from Γ in $O((m \log n + m^2 + k) \log \tau)$ time.*

Space Complexity Discussion

While searching \mathbb{D}_τ is logarithmic in the number of diagrams, the data structure becomes very large when the diagrams have even a moderate number of

points. For example, with $m = 15$, we may have over 2^{34} keys at a given level. In this section, we discuss approaches intended to mitigate the size of the data structure and explain why many become unrealistic in practice.

One way to reduce the size of each level is to “flip” the key generation and querying. In particular, instead of generating many keys for each diagram in Γ , we compute one for each diagram. Then, for a query diagram Q , we compute and search $O(5^m)$ keys at each level. This may be practical for scenarios in which diagrams in Γ are large, but the query diagrams are small. Moreover, since searching for a key is independent of the other keys, searching in parallel follows naturally. Furthermore, this approach reduces the size of \mathbb{D}_τ from $O(n5^m\tau)$ to $O(nm\tau)$. However, this trades exponential space for exponential search time relative to the number of points in the diagram. Preliminary work on more complex snapping schemes have shown that we can reduce the size of the data structure. While the size is still exponential in m , some of the more promising schemes have been able to reduce the expected size to $O(2.6^m)$ and increase the approximation factor to a larger constant value. The next natural approach to pursue is probabilistic snap-rounding.

Consider generating a single key for each diagram in Γ by snap-rounding each diagram a single time at each grid resolution. If we randomly snap-round our query diagram a polynomial number of times, we may never collide with a diagram with small bottleneck distance since only one of the $O(5^m)$ snap-roundings may yield a match. Another approach is defining a match to be when a certain ratio of points collide. However, we can run into situations where we return diagrams with exceptionally large bottleneck distance. For example, consider a class of diagrams with k off-diagonal points where for any two diagrams α and β in this class, $d_B(\alpha, \beta)$ is large, but if a subset of $k - 1$ points from each are considered, the bottleneck distance is small. Then, if we query with a diagram Q in which $k - 1$ points from Q have a small bottleneck distance to $k - 1$ points of any diagram in the class we will return a match for every diagram. However, the actual bottleneck distance between the query diagram and any diagram in this class can be arbitrarily large.

Finally, while our space complexity is exponential in diagram size, our queries do not rely on probabilistic snap-roundings and the problems discussed above resulting from these approaches. We conclude this discussion by offering an analysis of the complexity of our data structure, in practice, relative to similar approaches used on polygonal curves from [19] and demonstrate a substantial decrease in size. While we are comparing approaches for different problem domains, our goal is to draw attention to the complexity related to the number of points in the polygonal curves and diagrams to emphasize the challenges related to reducing data structure size. Specifically, for a data structure, storing n curves in \mathbb{R}^2 , each with complexity at most $m = 15$, the constant factor approximation from [19] requires $O(2^{120}n \log n + 15n)$ space; whereas, our approach to storing n diagrams with at most 15 off-diagonal points requires $O(n5^{15}\tau)$ space. However, we note that our approach depends on the distribution of points in the diagrams which dictates the size of τ while the approach found in [19] is independent of the distribution of curves.

5 Concluding Remarks

In this paper, we address the problem of supporting approximate nearest neighbor search for a query persistence diagram among a finite set Γ of (M, m) -bounded persistence diagrams. To the best of our knowledge, this result is the first to introduce a method of searching a set of persistence diagrams with a query diagram with performance guarantees that does not require a linear number of bottleneck distance computations. We utilize ideas from locality-sensitive hashing along with a snap-rounding technique to generate keys for a data structure which supports searching $\mathbb{D}_\tau := \mathbb{D}_\tau(\Gamma)$ which has τ levels. Specifically, when $|\Gamma| = n$, the search time for an (M, m) -bounded query diagram is $O((m \log n + m^2) \log \tau)$ and returns an approximate nearest persistent diagram within a factor of six. Additionally, searching for k approximate nearest neighbors can be done in $O((m \log n + m^2 + k) \log \tau)$ and each of the diagrams are within a factor of twenty-four of the k th nearest neighbor.

For simplicity, we assumed that none of the points in the diagrams of Γ are on grid lines. To handle points on grid lines, we add additional keys. More specifically, for a diagram $P \in \Gamma$ and a grid \mathcal{G}_i in which a point $p \in P$ is on a grid point in \mathcal{G}_i , we snap p to its nine nearest grid points. If p is on a grid edge of \mathcal{G}_i (and not a grid point) we snap to p to its six nearest grid points. While the additional keys increase the size of $\text{DELSNAP}_i(P)$, the space complexity of storing or time complexity of querying \mathbb{D}_τ does not change.

This paper is just one of the first steps towards practical searches in the space of persistence diagrams. Future work consists of an implementation of the data structure, exploring additional representations of the persistence diagrams to employ more techniques from locality-sensitive hashing to reduce space and time complexity, and using techniques in this paper to expand the results in [19].

Acknowledgements We thank Michael Kerber for his discussions about early drafts of this paper and future work, Donald R. Sheehy for directing us to additional searching approaches and feedback on early drafts, and Brendan Mumey for the discussions related to this research and pointing out the paper by Heffernan and Schirra [27].

References

1. Ahmed, M., Fasy, B.T., Wenk, C.: Local persistent homology based distance between maps. In: Proceedings of the 22nd ACM SIGSPATIAL International Conference on Advances in Geographic Information Systems, pp. 43–52. ACM (2014)
2. Akutsu, T.: On determining the congruence of point sets in d dimensions. *Computational Geometry* **9**(4), 247–256 (1998)
3. Anagnostopoulos, E., Emiris, I.Z., Fisikopoulos, V.: Algorithms for deciding membership in polytopes of general dimension. arXiv preprint arXiv:1804.11295 (2018)
4. Andoni, A., Indyk, P., Laarhoven, T., Razenshteyn, I., Schmidt, L.: Practical and optimal LSH for angular distance. In: Advances in Neural Information Processing Systems, pp. 1225–1233 (2015)
5. Andoni, A., Razenshteyn, I.: Optimal data-dependent hashing for approximate near neighbors. In: Proceedings of the forty-seventh annual ACM symposium on Theory of computing, pp. 793–801. ACM (2015)

6. Andoni, A., Razenshteyn, I.: Tight lower bounds for data-dependent locality-sensitive hashing. arXiv preprint arXiv:1507.04299 (2015)
7. Arya, S., Mount, D.M., Netanyahu, N.S., Silverman, R., Wu, A.Y.: An optimal algorithm for approximate nearest neighbor searching fixed dimensions. *J. ACM* **45**(6), 891–923 (1998)
8. Belton, R.L., Fasy, B.T., Mertz, R., Micka, S., Millman, D.L., Salinas, D., Schenfisch, A., Schupbach, J., Williams, L.: Learning simplicial complexes from persistence diagrams. *Canadian Conference on Computational Geometry* (2018)
9. Benkert, M., Gudmundsson, J., Merrick, D., Wolle, T.: Approximate one-to-one point pattern matching. *Journal of Discrete Algorithms* **15**, 1–15 (2012)
10. Beygelzimer, A., Kakade, S., Langford, J.: Cover trees for nearest neighbor. In: *Proceedings of the 23rd International Conference on Machine Learning, ICML '06*, pp. 97–104. ACM, New York, NY, USA (2006)
11. Chan, T.M.: Closest-point problems simplified on the RAM. In: *IN PROC. 13RD ACM-SIAM SYMPOS. ON DISCRETE ALGORITHMS*. Citeseer (2002)
12. Chazal, F., De Silva, V., Glisse, M., Oudot, S.: *The Structure and Stability of Persistence Modules*. Springer (2016)
13. Christiani, T.: A framework for similarity search with space-time tradeoffs using locality-sensitive filtering. In: *Proceedings of the Twenty-Eighth Annual ACM-SIAM Symposium on Discrete Algorithms*, pp. 31–46. Society for Industrial and Applied Mathematics (2017)
14. Clarkson, K.L.: An algorithm for approximate closest-point queries. In: *Proc. of the 10th Annual Symposium on Computational Geometry (SoCG 1994)*, pp. 160–164. ACM (1994)
15. Clarkson, K.L.: Nearest-neighbor searching and metric space dimensions. In: G. Shakhnarovich, T. Darrell, P. Indyk (eds.) *Nearest-Neighbor Methods for Learning and Vision: Theory and Practice*, p. 15–59. MIT Press (2006)
16. Cormen, T.H., Leiserson, C.E., Rivest, R.L., Stein, C.: *Introduction to Algorithms*. MIT press (2009)
17. Derryberry, J., Sheehy, D., Woo, M., Sleator, D.D.: Achieving spatial adaptivity while finding approximate nearest neighbors. In: *CCCG*, vol. 8, pp. 163–166 (2008)
18. Di Fabio, B., Ferri, M.: Comparing persistence diagrams through complex vectors. In: *International Conference on Image Analysis and Processing*, pp. 294–305. Springer (2015)
19. Driemel, A., Silvestri, F.: Locality-sensitive hashing of curves. In: *33rd International Symposium on Computational Geometry (SoCG 2017)*, vol. 77, pp. 37:1–37:16. Schloss Dagstuhl–Leibniz-Zentrum fuer Informatik (2017)
20. Edelsbrunner, H.: *Algorithms in Combinatorial Geometry: Monographs on Theoretical Computer Science (an EATCS Series, Volume 10)*. Springer-Verlag, Heidelberg, West Germany (1987)
21. Edelsbrunner, H., Harer, J.: *Computational Topology: An Introduction*. AMS, Providence, RI (2010)
22. Efrat, A., Itai, A., Katz, M.J.: Geometry helps in bottleneck matching and related problems. *Algorithmica* **31**(1), 1–28 (2001)
23. Efrat, M., Itai, A.: Improvements on bottleneck matching and related problems, using geometry (1996)
24. Giusti, C., Pastalkova, E., Curto, C., Itskov, V.: Clique topology reveals intrinsic geometric structure in neural correlations. *Proceedings of the National Academy of Sciences* **112**(44), 13455–13460 (2015)
25. Har-Peled, S., Indyk, P., Motwani, R.: Approximate nearest neighbor: Towards removing the curse of dimensionality. *Theory of Computing* **8**(1), 321–350 (2012)
26. Hatcher, A.: *Algebraic Topology*. Cambridge UP (2002). Electronic Version
27. Heffernan, P.J., Schirra, S.: Approximate decision algorithms for point set congruence. *Computational Geometry* **4**(3), 137–156 (1994)
28. Hopcroft, J.E., Karp, R.M.: An $n^{5/2}$ algorithm for maximum matchings in bipartite graphs. *SIAM Journal on Computing* **2**(4), 225–231 (1973)
29. Indyk, P.: Approximate nearest neighbor algorithms for Fréchet distance via product metrics. In: *Proceedings of the 18th Annual Symposium on Computational Geometry (SoCG 2002)*, pp. 102–106. ACM (2002)

30. Indyk, P., Motwani, R.: Approximate nearest neighbors: Towards removing the curse of dimensionality. In: Proc. 30th Annual ACM Symposium Theory of Computing (STOC 98), pp. 604–613. ACM (1998)
31. Indyk, P., Venkatasubramanian, S.: Approximate congruence in nearly linear time. *Computational Geometry* **24**(2), 115–128 (2003)
32. Kerber, M., Morozov, D., Nigmetov, A.: Geometry helps to compare persistence diagrams. *Journal of Experimental Algorithmics (JEA)* **22**(1), 1–4 (2017)
33. Kerber, M., Nigmetov, A.: Spanners for topological summaries (2018). CG Week Young Researcher’s Forum
34. Kerber, M., Nigmetov, A.: Metric spaces with expensive distances. arXiv preprint arXiv:1901.08805 (2019)
35. Kuhn, H.W.: The Hungarian method for the assignment problem. *Naval Res. Logist. Quarterly* **2**(1), 83–97 (1955)
36. Le, N.K., Martins, P., Decreusefond, L., Vergne, A.: Simplicial homology based energy saving algorithms for wireless networks. In: 2015 IEEE International Conference on Communication Workshop (ICCW), pp. 166–172. IEEE (2015)
37. Lovász, L., Plummer, M.D.: *Matching Theory*, vol. 367. AMS (2009)
38. Minsky, M., Papert, S.: *Perceptrons* (1969)
39. Munkres, J.R.: *Algebraic Topology*. Prentice Hall, Upper Saddle River, NJ (1964)
40. Turner, K., Mukherjee, S., Boyer, D.M.: Persistent homology transform for modeling shapes and surfaces. *Information and Inference: A Journal of the IMA* **3**(4), 310–344 (2014)
41. Wang, Z., Li, Q., Li, G., Xu, G.: Polynomial representation for persistence diagram. In: Proceedings of the IEEE Conference on Computer Vision and Pattern Recognition, pp. 6123–6132 (2019)
42. Yon, J., Cheng, S.W., Cheong, O., Vigneron, A.: Finding largest common point sets. *International Journal of Computational Geometry & Applications* **27**(03), 177–185 (2017)
43. Zomorodian, A., Carlsson, G.: Computing persistent homology. *Discrete & Computational Geometry* **33**(2), 249–274 (2005)