

# Image Processing in Quantum Computers

Aditya Dendukuri and Khoa Luu

Computer Vision and Image Understanding Lab  
Computer Science and Computer Engineering Department,  
University of Arkansas, Fayetteville, AR, 72701

{adenduku, khoaluu}@uark.edu

## Abstract

*Quantum Image Processing (QIP) is an exiting new field showing a lot of promise. Expressing an image using quantum information would mean all of the unique quantum properties like superposition or entanglement can apply to the image. In this work, we explore and compare a number of quantum image models and then implement simulate a quantum image using a classical computer.*

## 1. Introduction

Image Processing is a very well established field in Computer Science with many applications in modern world like facial recognition and de-noising using a large arsenal of techniques. Current image processing algorithms demand costly computational resources to store and process images. There are many computational techniques like the Fast Fourier Transform (FFT) that provide a decent speedup for image processing. *Quantum Computing* on the other hand, proposed by Richard Feynman defines a probabilistic approach to represent classical information using techniques from Quantum Theory. For example in a classical computer, a bit can either be populated by 0 or 1. However, bits in a quantum computer (*qubits*) can be represented as a superposition between 0 and 1. This allows us to encode 2 bit information (0 and 1) in only 1 qubit. If we consider  $N$  classical bits, we can use the superposition principle to encode classical  $N$  bit information in  $\log_2 N$  quantum bits. However, this advantage comes with it's own challenges. For starters, there are very few real quantum computers in existence providing only a handful of qubits as manufacturing qubits require very sensitive materials that have to be stored in extreme environment. Quantum behaviour can be simulated on a classical computer but the computational cost increases exponentially with the number of qubits. *Quantum Image Processing (QIP)* is a hot new research topic focusing on creating models to represent images using quantum information and using quan-

tum operators to perform image processing. There have already been a handful of quantum image models proposed along with quantum analogues of image processing techniques like the *Quantum Fourier Transform (QFT)* and the *Quantum Wavelet Transform (QWT)*. These techniques can be implemented very efficiently in a quantum circuit, hence making them much more efficient than their classical counterparts. Quantum Computers have also shown extraordinary performance in Shor's factoring algorithm and the Grover's search algorithm. Therefore, these techniques imply a bright future for computationally expensive fields like Image Processing and Computer Vision. In the following sections, we survey a number of quantum image models and demonstrate one of the algorithm by implementing it in a classical computer.

### 1.1. Quantum Image Models

Venegas-Andraca and Bose [1] introduced image representation on the quantum computers by proposing the qubit lattice method, where each pixel was represented in its quantum state and then a quantum matrix was created with them. However this is a mere quantum analogue of a classical image and there is no added advantage in the quantum form. However, the next huge advancement is work by Le et al. who provided a flexible representation of quantum images (FRQI) for multiple intensity levels [2]. The FRQI representation is expressed mathematically as follows:

$$|I(\theta)\rangle = \frac{1}{2^n} \sum_{i=0}^{2^{2n}-1} (\sin(\theta_i)|0\rangle + \cos(\theta_i)|1\rangle)|i\rangle \quad (1)$$

Where  $\theta_i$  corresponds to the intensity of the  $i^{th}$  pixel. Since the intensity values are encoded in the *amplitudes* of the quantum state, it's relatively straightforward to apply various transformation like QFT as they are applied directly on the amplitudes of the image. Zhang et al. [3] provided a different approach by representing the image pixel values in the *basis* states instead of the amplitudes called *novel enhanced quantum representation (NEQR)* as shown below:

$$|I\rangle = \frac{1}{2^n} \sum_{X=0}^{2^n-1} \sum_{Y=0}^{2^n-1} |f(X,Y)\rangle |XY\rangle \quad (2)$$

Where  $f(X, Y)$  refers to the pixel intensity at  $(X, Y)$ . FRQI and NEQR are pretty comprehensive but they have their own disadvantages. The first main disadvantage is that they require square images  $(2^N \times 2^N)$  along with needing extra qubits to encode the positions along with the pixel intensities. In addition, it is very tricky to retrieve the classical version of the image from the quantum image due to the added uncertainty. Indeed, images are retrieved via normalized probability distributions. Srivastava et.al. propose a Quantum Image Representation Through Two-Dimensional Quantum States and Normalized Amplitude (2D-QSNA) [4]. This approach can be used to represent rectangular images and the intensity of a pixel without using additional qubits. Therefore, an image with dimensions  $(2^N \times 2^M)$  can be encoded (position and intensity) in only  $M + N$  qubits. The various discussed models can be seen in the comparison in the Table 1.

Cases	FRQI	NEQR	2D-QSNA
Shape	$2^N \times 2^N$	$2^N \times 2^N$	$2^N \times 2^M$
Num Qubits	$2N+1$	$2N+1$	$M+N$
Complexity	$O(2^{4m})$	$O(2^m)$	pure state

Table 1. Comparison of Quantum Image Models

## 1.2. Retrieval and Processing Quantum Image

A quantum image turns an image into a normalized quantum state. This means that we cannot actually "see" or display a quantum image as most of the information is hidden in the "uncertain" representation of a quantum state. Therefore, retrieval of quantum image is an primary function in Quantum Image Processing. For FRQI and NEQR, an image is retrieved by measuring the amplitudes of each quantum state. We can consider a phase-shifted quantum state that looks like:

$$\sin(\theta_i)|0\rangle + \cos(\theta_i)|1\rangle$$

The probabilities can be retrieved by the measurement principle of quantum mechanics as follows (consider the probability amplitudes on  $|0\rangle$  and  $|1\rangle$  as  $\alpha$  and  $\beta$ ):

$$\begin{aligned} \theta_i &= \arcsin(\sqrt{\alpha}) \\ \theta_i &= \arccos(\sqrt{\beta}) \end{aligned}$$

We can map the angle retrieved angles back to the intensity amplitudes. For 2D QSNA, there is no retrieval method proposed in the paper but it is included in the future work section.

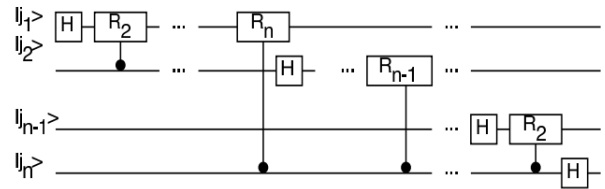
## 1.3. Quantum Fourier Transform (QFT)

The Quantum Fourier Transform is the quantum analogue of the Discrete Fourier Transform. For QFT, the DFT is applied to the *probability amplitudes* of the quantum state. Mathematically, it is represented as follows:

$$\sum_j \alpha_j |j\rangle = \sum_j \bar{\alpha}_j |j\rangle \quad (3)$$

$$\bar{\alpha}_j = \frac{1}{\sqrt{N}} \sum_{k=0}^{N-1} e^{(\frac{2\pi i j k}{N})} |\alpha_j\rangle \quad (4)$$

The QFT can be implemented in the circuit level by rearranging the terms into a product form which is easy to implement in a circuit [7]. The circuit has proven to be very efficient by it's application in Shor's algorithm []. The circuit is shown in the image below:



Where,  $R_n$  is a controlled rotation operator acting on the respective qubit as shown below:

$$R_n = \begin{bmatrix} 1 & 0 \\ 0 & \exp\left(\frac{-2\pi i}{2^n}\right) \end{bmatrix} \quad (5)$$

## 1.4. Quantum Image Compression

We can use Boolean minterms to minimize the amount of controlled rotations required to process the image by technique proposed in [2], giving a slight speedup in image preparation. We can exploit the fact that human eye cannot distinguish between various levels of the same color. The main bottleneck in the quantum image generation is the existence of many redundant controlled rotations. Therefore, all these similar red color codes require their own unique rotation gates and rotation operations. Consider the color red exists in these positions.

$$|0\rangle, |8\rangle, |16\rangle, |24\rangle, |32\rangle, |40\rangle, |48\rangle, |56\rangle$$

The boolean minterms can be expressed as follows:

$$|0\rangle \rightarrow |000000\rangle \rightarrow \bar{x}_5 \bar{x}_4 \bar{x}_3 \bar{x}_2 \bar{x}_1 \bar{x}_0$$

$$|8\rangle \rightarrow |001000\rangle \rightarrow \bar{x}_5 \bar{x}_4 x_3 \bar{x}_2 \bar{x}_1 \bar{x}_0$$

$$|56\rangle \rightarrow |111000\rangle \rightarrow x_5 x_4 x_3 \bar{x}_2 \bar{x}_1 \bar{x}_0$$

Applying conjunction operation:

$$|0\rangle + |8\rangle + |16\rangle + |24\rangle + |32\rangle + |40\rangle + |48\rangle + |56\rangle = \bar{x}_2 \bar{x}_1 \bar{x}_0$$

## 2. Implementation

We chose to implement FRQI and QSNA to start off. The following sections provide the details of the implementation and discussion about these models. Simulating quantum systems in a classical computer is pretty expensive computationally. This is because we need to explicitly define the superposition (in other words store the superposition in memory). In a real quantum computer, the superposition is intrinsically a property of the system hence no requirement of storing it. For example, consider we would like to encode  $N$  bits of information in  $\log_2 N$  bits, the superposition of all the possible combinations of the 0's and 1's can be stored in the quantum register unlike a quantum register in which we can only store one of all the possible states. A classical computer would have to store all the possible states as a superposition (taking up extra space) unlike a quantum computer.

### 2.1. FRQI Implementation

We implemented the FRQI image preparation algorithm in python using complex numbers and linear algebra (numpy). We prepare an array of angles based on the intensity levels first between  $[0, \frac{\pi}{2}]$ . The algorithm is shown as below:

```
Result: Quantum Image  $|I\rangle$ 
Load Image  $I$ 
Initialize Qregister  $|I\rangle$ 
for loop  $2n+1$  times do
    | Qregister.append(Complex(1, 0))
end
for each qubit in Qregister do
    | qubit  $\leftarrow \hat{H}(\text{qubit})$ 
end
for each qubit in Qregister, enumerate  $i$  do
    | qubit  $\leftarrow R(\text{image}[i])(\text{qubit})$ 
end
```

## 3. Results

In this section, we present the experimental results using the proposed approach mentioned above.

### 3.1. FEQR

We used a  $512 \times 512$  image to test our representation. We need 5 bits to represent 32 states due to the superposition principle. For FEQR, we store all of the intensity values using the 9 qubit register. We need to note that, we have to explicitly store the super-positions (making it take up a lot of space). We used the resized classic lena.tif image as shown below:



Figure 1. Original Image



Figure 2. Recovered Quantum Image

Once we had it uploaded to the quantum register, we used the retrieval method shown in section 1.2 by preparing 20 copies of the quantum image and measuring all of them (sampling all the 20 images) and we get the following image:

As we can see, we are not able to recover the 100 percent of the image using FRQI. In fact, the mean square error is very high (17455.5957).

### 3.2. Operations

The operations on a quantum image can be done by rotating the quantum bits around the bloch sphere. For example, to invert the quantum image, we can simply rotate the qubits around the bloch sphere by  $180^\circ$  we get:



Figure 3. Recovered Inverted Quantum Image




Figure 4. Recovered Fourier Domain of Quantum Image

The next operation is the quantum fourier transform. We can apply the quantum fourier transform by simply applying fft to the amplitudes of the quantum image 6.

### 3.3. Edge Detection

Yao et.al. proposed to operate a Hadmard gate operation on a quantum image to detect edges. Consider an input quantum image (??) as follows (the amplitude diagrams are taken from the paper by You et.al.). After applying the hadmard gate on the input image the result becomes as shown in 5.

Mathematically a hadmard operator is defined as fol-

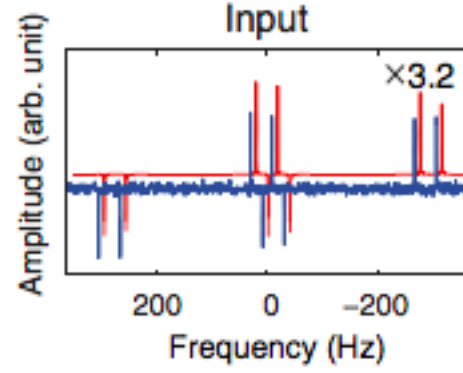


Figure 5. After Hadmard



Figure 6. Recovered Edge Detected Quantum Image

lows. The tensor product  $\otimes$  simply "combines" the  $n$  operations on  $n$  qubits at once: :

$$I_{2^{n-1}} \otimes H = \frac{1}{\sqrt{2}} \begin{bmatrix} 1 & 1 & 0 & 0 & \cdots & 0 & 0 \\ 1 & -1 & 0 & 0 & \cdots & 0 & 0 \\ 0 & 0 & 1 & 1 & \cdots & 0 & 0 \\ 0 & 0 & 1 & -1 & \cdots & 0 & 0 \\ \vdots & \vdots & \vdots & \vdots & \ddots & \vdots & \vdots \\ 0 & 0 & 0 & 0 & \cdots & 1 & 1 \\ 0 & 0 & 0 & 0 & \cdots & 1 & -1 \end{bmatrix} \quad (6)$$

This operator will act on the quantum image of size  $n-1$ . If we apply the operator on the quantum image we generated, we get the following result:

## 4. Conclusion and Future Work

In this work, we implemented a quantum computer, uploaded an image using FRQI, studied the image operations and applied the quantum fourier transform on the image. We would like to gravitate to using an actual quantum computer and study the results. Explore image segmentation techniques shown in [5], and potentially extend our work in the real of machine learning using Xanadu's penny lane API [6]. Quantum computers are slowly leaving theory and becoming a reality everyday and we would like to be at the top of the research in terms of contribution. It seems clear that the "uncertain" nature of the quantum states will also enable us to *entangle* two quantum images using bell states which remains unexplored. We intend to pursue this exiting field in the near future.

## References

- [1] S.E. Venegas-Andraca and S. Bose, Storing, processing, and retrieving an image using quantum mechanics, in Proc. of SPIE Conf. Quantum
- [2] P.Q., Dong, F., Hirota, K.: A flexible representation of quantum images for polynomial preparation, image-compression, and processing operations. Quantum Inform.Process. 10(1), 6384 (2011)
- [3] Y. Zhang, K. Lu, Y. Gao and M. Wang, NEQR: a novel enhanced quantum representation of digital images, Quantum Inf. Process., DOI 10.1007/s11128-013-0567-z.
- [4] Srivastava, M., Moulick, S.R. and Panigrahi, P.K., 2013. Quantum Image Representation Through Two-Dimensional Quantum States and Normalized Amplitude. arXiv preprint arXiv:1305.2251.
- [5] H.-S. Li, Z. Qingxin, S. Lan, C.-Y. Shen, R. Zhou and J. Mo, Image storage, retrieval, compression and segmentation in a quantum system, Quantum Inf. Process., vol. 12, pp. 2269-2290, 2013.
- [6] Ville Bergholm, Josh Izaac, Maria Schuld, Christian Gogolin, and Nathan Killoran. PennyLane: Automatic differentiation of hybrid quantum-classical computations. 2018. arXiv:1811.04968
- [7] Nielsen, Michael A., and Isaac Chuang. "Quantum computation and quantum information." (2002): 558-559.
- [8] Yao, Xi-Wei, et al. "Quantum Image Processing and Its Application to Edge Detection: Theory and Experiment." Physical Review X 7.3 (2017): 031041.
- [9] Shor, Peter W. "Polynomial-time algorithms for prime factorization and discrete logarithms on a quantum computer." SIAM review 41.2 (1999): 303-332.
- [10] Grover, Lov K. "A fast quantum mechanical algorithm for database search." Proceedings of the twenty-eighth annual ACM symposium on Theory of computing. ACM, 1996.