

Time evolution of rotating and magnetized white dwarf stars

L. Becerra,^{1,2*} K. Boshkayev,^{3,4†} J. A. Rueda^{1,2,5‡} R. Ruffini^{1,2,5§}

¹ICRANet, Piazza della Repubblica 10, I-65122 Pescara, Italy

²Dipartimento di Fisica and ICRA, Sapienza Università di Roma, P.le Aldo Moro 5, I-00185 Rome, Italy

³NNLOT, al-Farabi Kazakh National University, Al-Farabi av. 71, 050040 Almaty, Kazakhstan

⁴Department of Physics, Nazarbayev University, Kabanbay Batyr 53, 010000 Astana, Kazakhstan

⁵ICRANet-Rio, CBPF, Rua Dr. Xavier Sigaud 150, Rio de Janeiro, RJ, 22290–180, Brazil

29 May 2019

ABSTRACT

We investigate the evolution of isolated, zero and finite temperature, massive, uniformly rotating and highly magnetized white dwarf stars under angular momentum loss driven by magnetic dipole braking. We consider the structure and thermal evolution of white dwarf isothermal cores taking also into account the nuclear burning and neutrino emission processes. We estimate the white dwarf lifetime before it reaches the condition either for a type Ia supernova explosion or for the gravitational collapse to a neutron star. We study white dwarfs with surface magnetic fields from 10^6 to 10^9 G and masses from 1.39 to $1.46 M_{\odot}$ and analyze the behavior of the white dwarf parameters such as moment of inertia, angular momentum, central temperature and magnetic field intensity as a function of lifetime. The magnetic field is involved only to slow down white dwarfs, without affecting their equation of state and structure. In addition, we compute the characteristic time of nuclear reactions and dynamical time scale. The astrophysical consequences of the results are discussed.

Key words: (stars:) white dwarfs, stars: rotation, stars: magnetic field

1 INTRODUCTION

In this work we investigate the time evolution of massive, uniformly rotating, highly magnetized white dwarfs (WDs) when they lose angular momentum owing to magnetic dipole braking. We have different important reasons to perform such an investigation: 1) there is incontestable observational data on the existence of massive ($M \sim 1 M_{\odot}$) WDs with magnetic fields all the way to 10^9 G (see (Kepler et al. 2015), and references therein); 2) WDs can rotate with periods as short as $P \approx 0.5$ s (Boshkayev et al. 2013b); 3) they can be formed in double WD mergers (García-Berro et al. 2012; Rueda et al. 2013; Kilic et al. 2018); 4) they have been invoked to explain type Ia supernovae within the *double degenerate scenario* (Webbink 1984; Iben & Tutukov 1984); 5) they constitute a viable model to explain soft gamma-repeaters and anomalous X-ray pulsars (Malheiro et al. 2012; Boshkayev et al. 2013a; Rueda et al. 2013; Boshkayev et al. 2015a; Belyaev et al. 2015).

Thus, it is of astrophysical importance to determine qualitatively and quantitatively the evolution of micro and macro physical properties such as density, pressure, temperature, mass, radius, moment of inertia, and angular velocity/rotation period of mas-

sive, uniformly rotating, highly magnetized WDs. We constrain ourselves in this work to study the specific case when the WD is isolated and it is losing angular momentum via magnetic dipole braking. In addition, we explore WDs with surface magnetic fields from 10^6 to 10^9 G and masses from 1.39 to $1.46 M_{\odot}$.

Depending on their mass, WDs can exhibit different timing properties by losing angular momentum: uniformly and differentially rotating super-Chandrasekhar WDs (hereafter SCWDs) spin-up, whereas sub-Chandrasekhar WDs spin-down. The possibility that a rotating star spin-up by angular momentum loss was first revealed by Shapiro et al. (1990), and later by Geroyannis & Papatirou (2000). In both articles the WDs were studied within the Newtonian framework, though the effects of general relativity are crucial to determine the stability of massive, fast rotating WDs (see, e.g., (Shapiro & Teukolsky 1983; Rotondo et al. 2011b; Boshkayev et al. 2013b, 2015b; Carvalho et al. 2016, 2018b,a)). Besides the above timing features, we shall quantify the compression that the WD suffers while evolving via angular momentum loss which is relevant for some models of type Ia supernovae.

Specifically, we focus on the compression of isolated zero-temperature super-Chandrasekhar WDs and their isothermal cores by angular momentum loss based on our previous results (Boshkayev et al. 2013b, 2014a,b, 2017). We shall estimate the lifetime (τ) of zero temperature WDs via magnetic dipole braking taking into due account the effect of the time evolution of all relevant parameters of the WDs. In addition, for hot isothermal WD cores

* laura.becerra@icranet.org

† kuantay.boshkayev@nu.edu.kz, kuantay@mail.ru

‡ jorge.rueda@icra.it

§ ruffini@icra.it

we compute the times of the nuclear burning and neutrino emission phenomena. For both cold and hot WDs, we consider two magnetic field evolution: (1) a constant magnetic field during the entire evolution and, (2) a varying magnetic field according to magnetic flux conservation (Boshkayev et al. 2014a,b, 2017).

The influence of the extreme magnetic field on the structure of a white dwarf has been studied by Das & Mukhopadhyay (2013, 2014). They showed that the inclusion of an interior huge magnetic field (of up to $\sim 10^{18}$ G), for the case of static white dwarfs, would increase the Chandrasekhar mass limit up to $\approx 2.58M_{\odot}$. However, the detailed analyses performed by Coelho et al. (2014); Malheiro et al. (2018) on the microscopic and macroscopic stability of such objects demonstrated that those masses are not attainable. Manreza Paret et al. (2015); Alvear Terrero et al. (2015) also calculated the effect of the magnetic field in white dwarfs. They showed that it was not possible to obtain stable magnetized white dwarfs with super-Chandrasekhar masses because the values of the surface magnetic field needed for them were higher than 10^{13} G. Thus Manreza Paret et al. (2015); Alvear Terrero et al. (2015) concluded that highly magnetized super-Chandrasekhar white dwarfs should not exist. Similar stability analyses were carried out by Chatterjee et al. (2017). They concluded that strongly magnetized super-Chandrasekhar white dwarfs could not be totally excluded from current theoretical considerations, though there are not any observational evidences.

The study of the structure of white dwarfs in the presence of spatially varying internal magnetic field that yields surface magnetic field $\sim 10^{13}$ G need further investigations (Chamel et al. 2013). This is, however, out of the scope of the current work. We constrain ourselves here to a surface dipole magnetic field up to the maximum observed values $\sim 10^9$ G (Kepler et al. 2015). This field is involved only as the mechanism to slow down uniformly rotating white dwarfs. Therefore, we do not consider the influence of the magnetic field to the structure of white dwarfs.

Our paper is organized as follows: in section 2, we discuss about WD equation of state, stability conditions and spin-up and spin-down effects; in section 3 we estimate the lifetime of SCWDs at zero temperature; in section 4 we show the compression of the WD during its evolution; and in section 5 we consider the central temperature evolution for isothermal WD cores. Finally, we summarize our results in section 6, discuss their significance, and draw our conclusions.

2 WD EQUATION OF STATE AND STABILITY

In this work, we will consider WDs surface magnetic field from 10^6 to 10^9 G, that are the highest magnetic field strengths observationally inferred with polarimetry and Zeeman spectroscopy from WDs data (see e.g. Wickramasinghe & Ferrario 2000). If one assumes that the magnetic field inside the star is uniform for a WD with mass $M_{\text{wd}} = 1.44M_{\odot}$ and radius $R_{\text{wd}} = 3000$ km (Boshkayev et al. 2013b), its magnetic energy is about $E_m \approx (4\pi R_{\text{wd}}^3/3)(B^2/8\pi) \sim 10^{39} - 10^{45}$ erg, much smaller than its gravitational energy $E_g \approx GM_{\text{wd}}^2/R_{\text{wd}} \sim 10^{50}$ erg. Thus, for the magnetic field strengths we are considering, the contribution of the magnetic energy to the structure equations of the star can be neglected.

It is also well known that a strong magnetic field will modify the equation of state of the matter due to the Landau quantization. However, even for magnetic field closed to the critical value, which is defined by $B_c = m_e^2 c^3 / \hbar e \approx 4.41 \times 10^{13}$ G, the Lan-

dau quantization of the electron gas has an negligible effect on the global properties of WDs as on its mass-radius relation (Bera & Bhattacharya 2014; Chamel & Fantina 2015; Bera & Bhattacharya 2016; Chatterjee et al. 2017).

Although we model magnetized WDs, the unmagnetized description of the WD EoS and the WD structure will be a correct approximation, for the purposes of this article. Then, we follow in this work the treatment of Boshkayev et al. (2013b). It is worth mentioning that for high magnetic fields a self-consistent study must be conducted, taking into account the effects of the magnetic field in the WD equation of state and structure equations (see e.g. Chatterjee et al. 2017). For example, the spherical symmetry of the star will be broken and the stability of a star will be limited by micro-physical processes affected also by the magnetic field (Coelho et al. 2014). However, this issue is not considered here.

In this work we compute general relativistic configurations of uniformly rotating WDs within Hartle's formalism (Hartle 1967; Boshkayev et al. 2011; Alvear Terrero et al. 2017; Terrero et al. 2017, 2018) and use the relativistic Feynman-Metropolis-Teller equation of state (Rotondo et al. 2011b,a) for WD matter. This equation of state generalizes the traditionally-used ones by Chandrasekhar (1931) and Salpeter (1961). A detailed description of this equation of state and the differences with respect to other approaches are given by Rotondo et al. (2011b).

The stability of uniformly rotating WDs has been analyzed taking into account the Keplerian sequence (mass-shedding limit), inverse β -decay instability, and secular axisymmetric instability by Boshkayev et al. (2013b). The mass-central density diagram of rotating WDs composed of pure ^{12}C for various angular momentum J =constant and angular velocity Ω =constant sequences has been illustrated in Fig 6 (Left panel) by (Boshkayev et al. 2013b). In addition, there we have included the critical density for pycnonuclear instability (in this case C+C reaction at zero temperature) with reaction time scales 10^5 and 10^{10} years. For ^{12}C WD, the maximum mass of the static configurations is $M_{\text{max}}^{J=0} = 1.386 M_{\odot}$ while for the uniformly rotating stars is $M_{\text{max}}^{J \neq 0} = 1.474 M_{\odot}$.

3 SUPER-CHANDRASEKHAR WD LIFETIME

We are interested in estimating the evolution of magnetized WDs when they are losing angular momentum via the magnetic dipole braking. It is well known that this braking mechanism needs, for a rotating magnetic dipole in vacuum, that the magnetic field is misaligned with the rotation axis. It has been shown that such WDs with misaligned fields could be formed in the merger of double degenerate binaries, and the degree of misalignment depends on the difference between the masses of the WD components of the binary (García-Berro et al. 2012).

Particularly interesting are the SCWDs which are stable by virtue of their angular momentum. Thus, by loosing angular momentum, they will evolve toward one of the aforementioned instability borders. This is the reason why, for example, magnetic braking of SCWDs has been invoked as a possible mechanism to explain the delayed time distribution of type Ia supernovae (Ilkov & Soker 2012): a type Ia supernova can be delayed for a time typical of the spin-down time scale τ due to magnetic braking, providing the result of the merging process of a WD binary system is a magnetic SCWD rather than a sub-Chandrasekhar one. It is important to recall that in such a model it is implicitly assumed that the fate of the WD is a supernova explosion instead of gravitational collapse. The competition between these two possibilities is an important is-

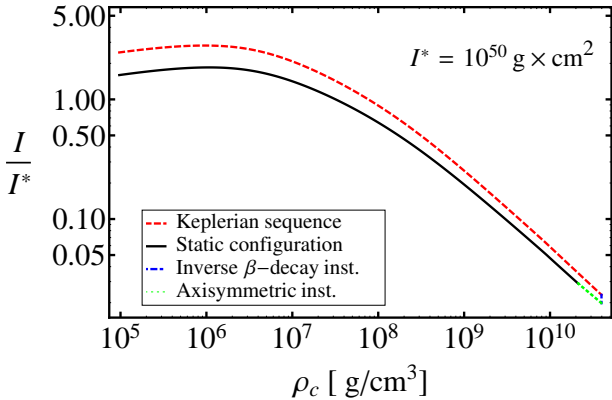


Figure 1. (Color online) Moment of inertia versus central density.

sue which deserves to be further analyzed but it is out of the scope of this work.

Since SCWDs spin-up by angular momentum loss the reference to a “spin-down” time scale for them can be misleading. Thus, we prefer hereafter to refer the time the WD spend in reaching an instability border (either mass-shedding, secular or inverse β instability, see (Boshkayev et al. 2013b)).

As we have shown, the evolution track followed by a SCWD depends strongly on the initial conditions of mass and angular momentum, as well as on the nuclear (chemical) composition and the evolution of the moment of inertia. Clearly, the assumption of fixed moment of inertia leads to a lifetime scale that depends only on the magnetic field’s strength. A detailed computation will lead to a strong dependence on the mass of the SCWD, resulting in a two-parameter family of lifetime $\tau = \tau(M, B) = t$. Indeed, we see from Fig. 1 that the moment of inertia even for a static case is not constant since it is a function of the central density. In the rotating case it is a function of both central density and angular velocity.

Thus, we have estimated the characteristic lifetime relaxing the constancy of the moment of inertia, radius and other parameters of rotating WDs. In fact we show here that all WD parameters are functions of the central density and the angular velocity. We used the original form of the lifetime formula

$$dt = -\frac{3}{2} \frac{c^3}{B^2} \frac{1}{R^6 \Omega^3} dJ, \quad (1)$$

where c is the speed of light, B is the magnetic field intensity in Gauss, J is the angular momentum, Ω is the angular velocity and R is the mean radius calculated along the specific constant-rest-mass sequences.

Hence, we performed more refined analyses with respect to Ilkov & Soker (2012) by taking into consideration all the stability criteria, with the only exception of the instabilities related to nuclear reactions (either pynuclear or enhanced by finite temperature effects) which we will consider in Sec. 5.

The characteristic lifetime τ as a function of the surface magnetic field for given sets of constant mass sequences is demonstrated in Fig. 2. Here each straight line corresponds to a certain fixed constant mass sequence. By choosing one value or the whole range of the magnetic field intensity one can estimate the lifespan of a SCWD for a given mass. One can see that the higher the magnetic field, the shorter the lifetime of the rotating SCWD. Corre-

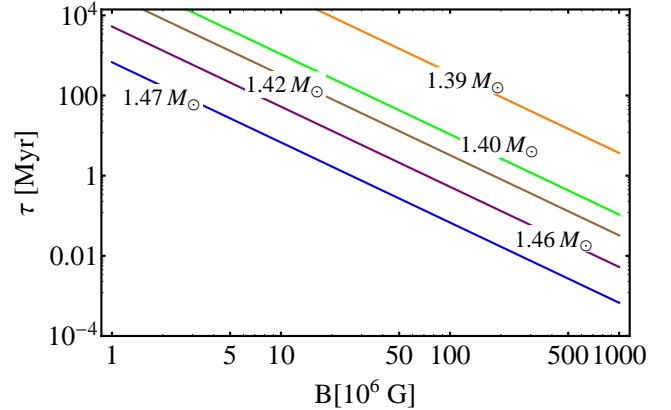


Figure 2. (Color online) Characteristic life time τ in Myr versus WD surface magnetic field B in Gauss for rotating ^{12}C WDs.

spondingly, a more massive WD will have a shorter lifespan and vice versa.

Another interesting representation of the characteristic lifetime τ as a function of WD mass in units of $M_{max}^{J=0}$ for zero temperature uniformly rotating ^{12}C WDs has been considered in Fig. 3 by Boshkayev et al. (2014b). There, one can see how for a fixed magnetic field value, the lifetime has a wide range of values as a function of the mass, being inversely proportional to the latter. The time scales of Ilkov & Soker (2012); Külebi et al. (2013) appear to be consistent with the one in Fig. 2 only for the maximum mass value $M/M_{max}^{J=0} \approx 1.06$.

4 INDUCED COMPRESSION

To investigate the evolution of isolated white dwarfs with time we made use of Eq. (1) and modified it depending on what parameter we are interested in (see (Boshkayev et al. 2014a, 2017) for details). Consequently, we adopt two cases: 1) when the magnetic field is constant and 2) when magnetic flux is conserved

$$B = B_0, \quad (2)$$

$$B = B_0 \frac{R_0^2}{R^2}, \quad (3)$$

where B_0 is the surface dipole magnetic field corresponding to the initial value of B at $t = 0$, R_0 is the mean radius corresponding to the initial values of R at $t = 0$. Plugging B in Eq. (1) we obtain two separate equations that describe the evolution of a considered parameter with time taking into account two cases when magnetic field is constant and when magnetic flux is conserved. The behavior of the central density, mean radius and the magnetic field intensity as a function of the characteristic lifetime for both cases have been investigated by Boshkayev et al. (2014a). Similar analyses have been performed for the angular velocity as a function of the characteristic lifetime by Boshkayev et al. (2017).

For isolated rotating white dwarfs the rest mass remains unchanged in their entire evolution time and hence the moment of inertia of WDs in Fig. 3 has a direct correlation with the mean radius (see Boshkayev et al. (2017)). Since the angular momentum is lost by magnetic dipole braking in Fig. 4 we see for larger masses it decreases even faster than for smaller masses.

Overall, as one can see from the plots above the isolated WDs

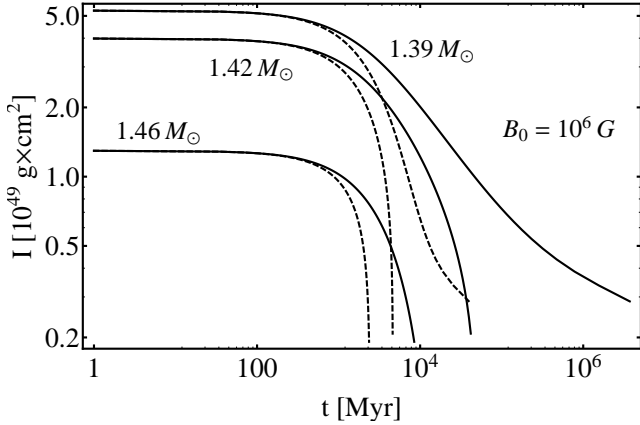


Figure 3. Moment of inertia versus time. Solid curves indicate the evolution path when the magnetic field is constant and dashed curves indicate the evolution path when the magnetic flux is conserved with $B_0 = 10^6$ G for selected constant mass sequences.

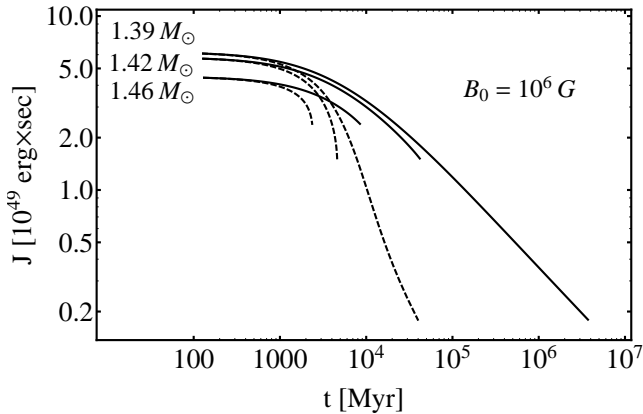


Figure 4. Angular momentum versus time. Solid curves indicate the evolution path when the magnetic field is constant and dashed curves indicate the evolution path when the magnetic flux is conserved with $B_0 = 10^6$ G for selected constant mass sequences.

regardless of their masses due to magnetic dipole braking will always lose angular momentum (see e.g. Fig. 4). Therefore WDs will tend to reach a more stable configuration by increasing their central density and by decreasing their mean radius (see e.g. Boshkayev et al. (2017)). Ultimately, super-Chandrasekhar WDs will spin-up and sub-Chandrasekhar WDs spin-down. As for the WDs having masses near the Chandrasekhar mass limit, they will experience both spin up and spin down epochs at certain time of their evolution (Boshkayev et al. 2013b).

5 CENTRAL TEMPERATURE EVOLUTION

In this section, we model a SCWD as an isothermal core and follow its thermal evolution by solving the equation of energy conservation:

$$\frac{dL}{dm} = \epsilon_{\text{nuc}} - \epsilon_{\nu} + T\dot{s} \quad (4)$$

where L is the luminosity, ϵ_{nuc} is the nuclear reactions energy release per unit mass, ϵ_{ν} is the energy loss per unit mass by the emission of neutrinos, T is the temperature and s is the specific entropy. The last term of Eq. (4) can be written as:

$$T\dot{s} = c_v \dot{T} - \left[\frac{P}{\rho^2} - \left(\frac{\partial u}{\partial \rho} \right)_T \right] \dot{\rho} \quad (5)$$

where u is the internal energy and c_v is the heat capacity at constant volume. For the latter, we used the analytic fits of Chabrier & Potekhin (1998); Potekhin & Chabrier (2000). The heat capacity is calculated from the Helmholtz free energy assuming a fully ionized plasma consisting of point-like ions immersed in an electron background. The plasma is characterized by the Coulomb coupling parameter, defined as the ratio between the potential energy and the thermal energy: $\Gamma = (Ze)^2 / (\kappa_B T a)$, where $a = (4\pi/3 n_i)^{-1/3}$ is the mean inter-ion distance and n_i is the ion number density. At $\Gamma \lesssim 1$ the ions behave as a gas, at $\Gamma > 1$ as a strongly coupled Coulomb liquid, while crystallization occurs at $\Gamma = \Gamma_m \approx 175$. The quantum effects are taken into account when $T_p \ll \hbar\omega_p / \kappa_B$, where $\omega_p = (4\pi Z^2 e^2 n_i / m_i)^{1/2}$ is the ion plasma frequency.

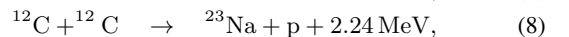
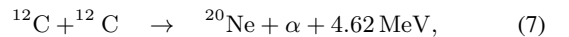
First, we integrate Eq. (4) with Eq. (5) neglecting the nuclear burning and neutrino emission processes. Fig. 5 shows the evolution of the WD central temperature for constant mass sequences ($M_{\text{WD}} = 1.39, 1.42$ and $1.46 M_{\odot}$) with two different initial temperature: $T(0) = 10^7$ K and $T(0) = 10^8$ K, respectively. They were obtained by solving simultaneously Eq. (1) and:

$$dT = \frac{P}{c_v(\rho, T)\rho} \frac{\partial \log \rho}{\partial J} dJ. \quad (6)$$

For the magnetic field evolution, we have adopted the two cases of the previous section: constant surface magnetic field (see Eq. (2)) and constant magnetic flux (see Eq. (3)) with $B_0 = 10^6$ G. It is obvious that regardless of the initial temperature, the WD configuration heats up while it is compressing, as it is seen in Fig. 5.

In particular case, when $T(0) = 10^7$ K (left panel of Fig. 5), there is a phase transition from solid to liquid state while the system is heating. This could change the thermal evolution due to the latent heat and will depend on the abundance of chemical species (see e.g. Isern et al. 1997; Chabrier 1997). However, when $T(0) = 10^8$ K (right panel of Fig. 5), the configuration of the WD has a Coulomb parameter $\Gamma < 175$, i.e. the matter is in liquid state along its entire evolution.

In order to introduce the nuclear burning and the neutrinos emission process we have considered that for the rotating ^{12}C WDs the thermonuclear energy is essentially released by two nuclear reactions:



with nearly the same probability. For the carbon fusion reaction rate, we used the fits obtained by Gasques et al. (2005) and for the neutrino energy losses we used the analytical fits calculated by Itoh et al. (1996), which account for the electron-positron pair annihilation ($e^- e^+ \rightarrow \nu \bar{\nu}$), photo-neutrino emission ($e + \gamma \rightarrow e \nu \bar{\nu}$), plasmon decay ($\gamma \rightarrow \nu \bar{\nu}$), and electron-nucleus bremsstrahlung [$e(Z, A) \rightarrow e(Z, A) \nu \bar{\nu}$].

The central temperature evolution is shown in Fig. 6 when the carbon fusion energy release and the neutrinos energy losses are taken into account. This was done by solving:

$$dT = \frac{P}{c_v(\rho, T)\rho} \frac{\partial \log \rho}{\partial J} dJ + \frac{\epsilon_{\text{nuc}} - \epsilon_{\nu}}{c_v(\rho, T)} dt \quad (9)$$

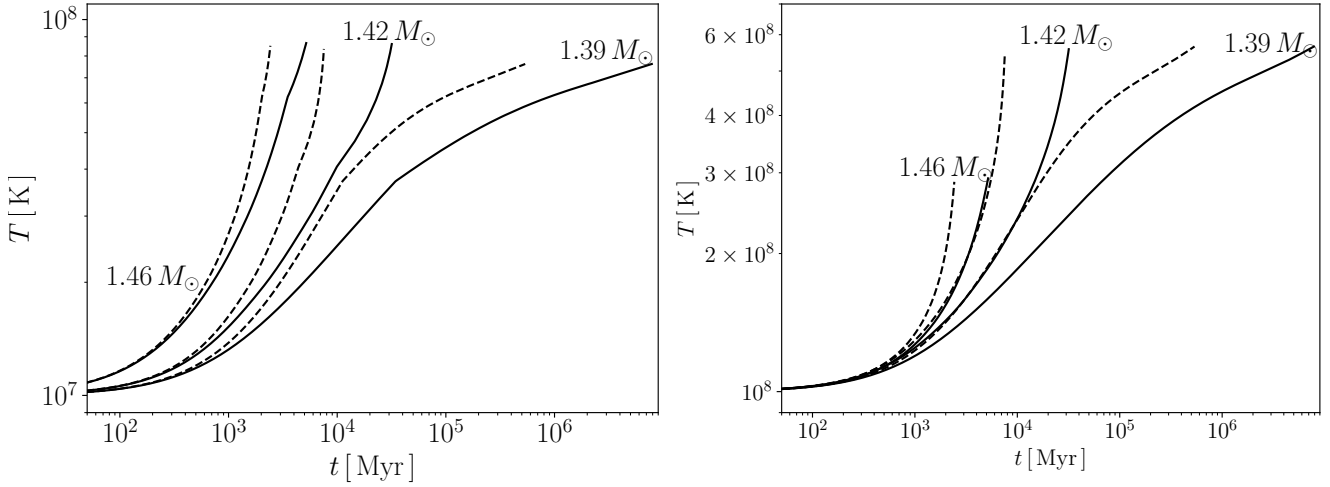


Figure 5. Central temperature versus time for constant mass sequences. Solid curves indicate the evolution path when the magnetic field is constant and dashed curves indicate the evolution path when the magnetic flux is conserved with $B_0 = 10^6$ G. Left panel: $T(0) = 10^7$ K. Right panel: $T(0) = 10^8$ K.

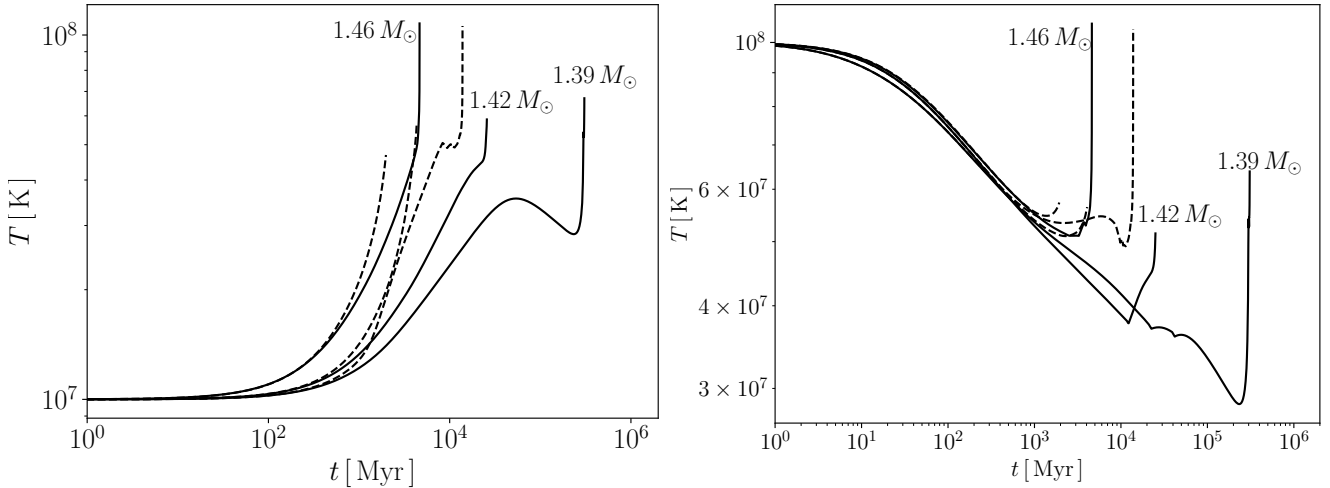


Figure 6. Central temperature versus time introducing carbon fusion energy release and neutrino energy losses. Solid curves indicate the evolution path when the magnetic field is constant and dashed curves indicate the evolution path when the magnetic flux is conserved with $B_0 = 10^6$ G for fixed constant mass sequences. Left panel: $T(0) = 10^7$ K. Right panel: $T(0) = 10^8$ K.

At the beginning, when $T(0) = 10^7$ K (left panel of Fig. 6), the configuration heats via the energy release from the carbon fusion and the compression of the configuration. However, when $T(0) = 10^8$ K (right panel of Fig. 6), the energy losses from the neutrino emission process is the dominant process and it cools the configurations.

Fig. 7 shows the evolutionary path of some constant mass sequences in the central temperature and central density plane. It also exhibits the lines where the neutrino emissivity equals the nuclear energy release (i.e. carbon-ignition line: $\epsilon_{\text{nuc}} = \epsilon_{\nu}$) and the lines along which the characteristic time of nuclear reactions, τ_{nuc} , equals one second (1 s) and equals the dynamical timescale, τ_{dyn} . The dynamical timescale τ_{dyn} is defined as:

$$\tau_{\text{dyn}} = \frac{1}{\sqrt{24\pi G\rho}}, \quad (10)$$

and the characteristic time of nuclear reactions is:

$$\tau_{\text{nuc}} = \frac{\epsilon_{\text{nuc}}}{\dot{\epsilon}_{\text{nuc}}} = c_p \left(\frac{\partial \epsilon_{\text{nuc}}}{\partial T} \right)^{-1} \quad (11)$$

As seen in Fig. 7, all the configurations cross the carbon-ignition line. When this happens, the star will be heated evolving to a state at which the fusion reactions becomes instantaneous ($\tau_{\text{nuc}} < \tau_{\text{dyn}}$), possibly leading to a supernova. For some constant mass sequence, the configuration crosses the crystallization line, labelled as $\Gamma = 175$ in Fig. 7. When $T(0) = 10^8$ K, it happens just for $M = 1.39 M_{\odot}$, while for lower initial temperature it happens for all the constant mass sequences considered here.

In Tab. 1, we compare the time needed by the configuration to reach an instability limit (mass-shedding, secular axisymmetric instability and/or inverse β decay instability), τ (see Eq. (1)), with the one needed to reach the carbon-ignition line when one just considers the compression of the star, $\Delta\tau_{\rho}$ (solving Eq. (6)), and when energy released from the carbon fusion and neutrino emission are introduced, $\Delta\tau_{\text{CC}}$ (solving Eq. (9)), for the both magnetic field evolution: constant magnetic field and constant magnetic flux with $B_0 = 10^6$ G.

We have also specified the mass of the configuration, M , the

Table 1. Total WD Time Evolution ($B_0 = 10^6$ G): the first four columns correspond to the WD total mass, M , WD initial angular velocity, Ω_0 , initial dynamical timescale, $\tau_{\text{dyn},0}$ and initial central temperature, $T(0)$, respectively. The following three columns correspond to the time needed by the WD to reach an instability boundary, τ , and to reach the carbon-ignition line when only the compression of the star is considered, $\Delta\tau_\rho$, and when the energy release from the carbon fusion and neutrino emission is introduced, $\Delta\tau_{\text{CC}}$. First when the surface magnetic field is constant and then when the magnetic flux is conserved.

WD Parameters				Constant Magnetic Field			Constant Magnetic Flux		
M M_\odot	Ω_0 s^{-1}	$\tau_{\text{dyn},0}$ 10^{-4} s	$T(0)$ K	τ Myr	$\Delta\tau_\rho$ Myr	$\Delta\tau_{\text{CC}}$ Myr	τ Myr	$\Delta\tau_\rho$ Myr	$\Delta\tau_{\text{CC}}$ Myr
1.39	1.59	7.07	10^8	3.76×10^6	3.68×10^4	2.64×10^5	3.99×10^4	6.54×10^3	1.31×10^4
			10^7		3.09×10^5	2.64×10^5		1.35×10^4	1.31×10^4
			10^6		3.13×10^5	2.64×10^5		3.54×10^4	1.31×10^4
1.42	1.94	42.4	10^8	4.28×10^4	1.12×10^4	2.53×10^4	4.59×10^3	3.46×10^3	4.28×10^3
			10^7		2.54×10^4	2.53×10^4		4.31×10^3	4.28×10^3
			10^6		2.57×10^4	2.53×10^4		3.99×10^3	4.28×10^3
1.46	3.06	13.5	10^8	8.51×10^3	2.83×10^3	4.39×10^3	2.37×10^3	1.91×10^3	2.03×10^3
			10^7		2.34×10^3	4.45×10^3		2.24×10^3	2.03×10^3
			10^6		4.53×10^3	4.45×10^3		2.03×10^3	2.03×10^3

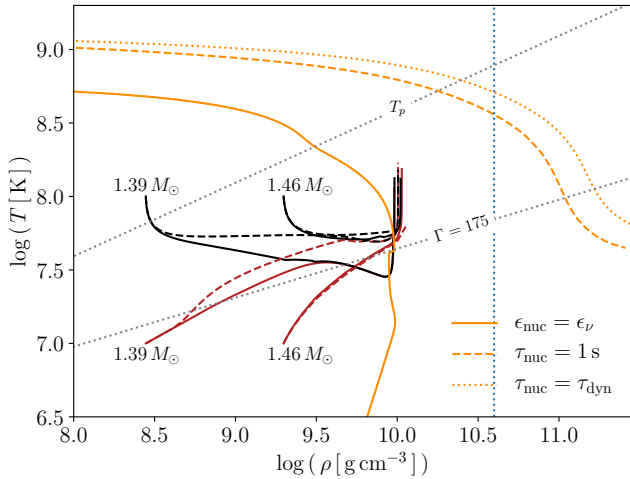


Figure 7. (Color online) The evolution track in the central density and central temperature plane with carbon fusion energy release and neutrino energy losses. We also show the carbon-ignition line (solid orange line), the line along which $\tau_{\text{nuc}} = 1$ s and $\tau_{\text{nuc}} = \tau_{\text{dyn}}$, the crystallization line labeled as $\Gamma = 175$, and the plasma temperature line defined as $\kappa_B T_p = \hbar\omega_p$.

initial angular velocity, Ω_0 , the magnitude of the initial dynamical timescale, $\tau_{\text{dyn},0}$ as well as the initial central temperature, $T(0)$. In all cases the star arrives first to the ignition line then to the instability limit. This time difference is greater for less massive WDs than for more massive ones.

Finally, in Fig. 8, we show the τ , $\Delta\tau_\rho$ and $\Delta\tau_{\text{CC}}$ as a function of the surface magnetic field strength when the field intensity is assumed to be constant along all the evolution, for different constant mass sequences and different initial temperature. The stronger surface magnetic field the shorter the WD lifetime.

6 CONCLUDING REMARKS

We have investigated in this work the evolution of the WD structure while it loses angular momentum via magnetic dipole braking. We obtained the following conclusions:

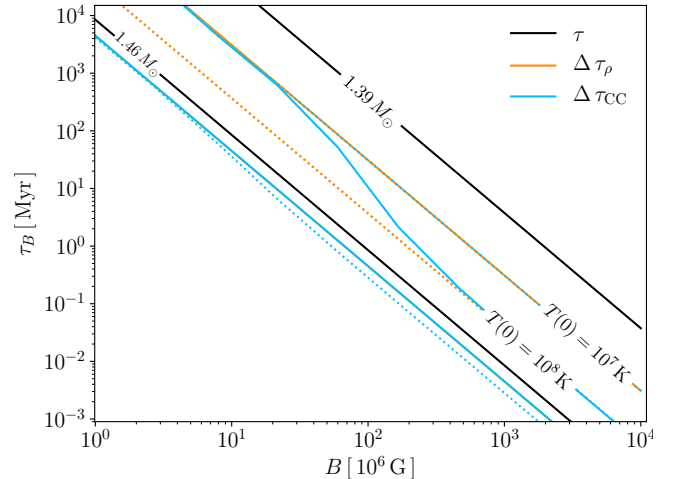


Figure 8. (Color online) Characteristic times of the WD evolution as a function of the surface magnetic field. Here, it is compared with the total time needed by the WD configuration to reach an instability limit, τ (solid black lines), the one needed to reach the carbon-ignition line when the compression of the star is considered, only, $\Delta\tau_\rho$ (orange lines), and when the energy release from the carbon fusion and neutrino emission is introduced, $\Delta\tau_{\text{CC}}$ (blue lines).

(i) We have computed the lifetime of SCWDs as the total time it spends in reaching one of the following possible instabilities: mass-shedding, secular axisymmetric instability and inverse β decay instability. The lifetime is inversely proportional both to the magnetic field and to the mass of the WD (see Fig. 2).

(ii) We showed how the parameters of rotating WDs evolve with time. For the sake of comparison we considered two cases: a constant magnetic field and a varying magnetic field conserving magnetic flux. We showed that the WD is compressed with time. It turns out that, in the case of magnetic flux conservation, the evolution times are shorter than for the constant magnetic field, hence the WD lifetime.

(iii) The time scales of Ilkov & Soker (2012); Külebi et al. (2013) are consistent with the ones in Fig. 2 only for the maximum mass value $M/M_{\text{max}}^{J=0} \approx 1.06$.

(iv) Whether or not the SCWD can end its evolution as a type Ia supernova as assumed e.g. by Ilkov & Soker (2012) is a question that deserves to be further explored. Here, we have computed the evolution of the WD central temperature while it losses angular momentum along constant mass sequence. In general, the WD will increase its temperature while it is compressed. When carbon fusion reaction and neutrino emission cooling are considered, the evolution depends on the initial temperature. However, in all the cases studied, the configurations reach the carbon-ignition line. In this point the speed of the carbon fusion reactions increases until reaching conditions for a thermonuclear explosion.

(v) We have also computed the time that the SCWDs need in reaching the carbon-ignition line (central temperature and density conditions at which the energy release from the carbon fusion reactions equals the neutrino emissivity). This time is shorter than the timescale needed by the WD to reach mass-shedding, secular axisymmetric instability and/or inverse β decay instability.

(vi) If a magnetized sub-Chandrasekhar WD has a mass which is not very close to the non-rotating Chandrasekhar mass, then it evolves slowing down and on a much longer time scales with respect to SCWDs. It gives us the possibility to observe them during their life as active pulsars. Soft gamma-repeaters and anomalous X-ray pulsars appear to be an exciting possibility to confirm such a hypothesis (Malheiro et al. 2012; Boshkayev et al. 2013a; Rueda et al. 2013; Coelho & Malheiro 2014; Lobato et al. 2016). The massive, highly magnetized WDs produced by WD binary mergers, recently introduced as a new class of low-luminosity gamma-ray bursts (Rueda et al. 2018, 2019) would be another interesting case.

(vii) A magnetized WD produced in a WD binary merger will be surrounded by a Keplerian disk (García-Berro et al. 2012). Thus, to compute its evolution we have to consider the star-disk coupling and the angular momentum transfer from the disk to the WD (Rueda et al. 2013). These new ingredients would appear to invalidate our assumption of an isolated WD and the general picture drawn in this work. However, as shown by Rueda et al. (2013), accretion from the disk occurs in very short time scales and the WD lives most of its evolution in the dipole magnetic braking phase. Thus, we expect the WD lifetime computed in this work to be a good estimate also for those systems. In that case it is important to estimate the lifetime for the final WD mass after the accretion process since, as we have shown in Fig. 2, even a small increase in mass shortens drastically the lifetime.

ACKNOWLEDGEMENT

The work was supported by the Ministry of Education and Science of the Republic of Kazakhstan, Program IRN: BR05236494.

REFERENCES

Alvear Terrero D., Castillo García M., Manreza Paret D., Horvath J. E., Pérez Martínez A., 2015, *Astronomische Nachrichten*, 336, 851
 Alvear Terrero D., Manreza Paret D., Pérez Martínez A., 2017, *Astronomische Nachrichten*, 338, 1056
 Belyaev V. B., Ricci P., Šimkovic F., Adam J., Tater M., Truhlík E., 2015, *Nuclear Physics A*, 937, 17
 Bera P., Bhattacharya D., 2014, *MNRAS*, 445, 3951
 Bera P., Bhattacharya D., 2016, *MNRAS*, 456, 3375
 Boshkayev K., Rueda J., Ruffini R., 2011, *International Journal of Modern Physics E*, 20, 136

Boshkayev K., Izzo L., Rueda Hernandez J. A., Ruffini R., 2013a, *A&A*, 555, A151
 Boshkayev K., Rueda J. A., Ruffini R., Siutsou I., 2013b, *ApJ*, 762, 117
 Boshkayev K., Rueda J., Muccino M., 2014a, *International Journal of Mathematics and Physics*, 5, 33
 Boshkayev K., Rueda J. A., Ruffini R., Siutsou I., 2014b, *Journal of Korean Physical Society*, 65, 855
 Boshkayev K., Rueda J. A., Ruffini R., 2015a, in Rosquist K., ed., *Thirteenth Marcel Grossmann Meeting On General Relativity*. pp 2295–2300 (arXiv:1503.04176), doi:10.1142/9789814623995_0424
 Boshkayev K., Rueda J. A., Ruffini R., Siutsou I., 2015b, in Rosquist K., ed., *Thirteenth Marcel Grossmann Meeting On General Relativity*. pp 2468–2474 (arXiv:1503.04171), doi:10.1142/9789814623995_0472
 Boshkayev K., Rueda J. A., Ruffini R., Zhami B., 2017, in Jantzen R., ed., *Fourteenth Marcel Grossmann Meeting On General Relativity*. pp 4379–4384 (arXiv:1604.02393)
 Carvalho A., Marinho Jr R. M., Malheiro M., 2016, in *Journal of Physics Conference Series*. p. 052016, doi:10.1088/1742-6596/706/5/052016
 Carvalho G. A., Marinho R. M., Malheiro M., 2018a, in Bianchi M., Jansen R. T., Ruffini R., eds, *Fourteenth Marcel Grossmann Meeting - MG14*. pp 4319–4324, doi:10.1142/9789813226609_0579
 Carvalho G. A., Marinho R. M., Malheiro M., 2018b, *General Relativity and Gravitation*, 50, 38
 Chabrier G., 1997, in Bedding T. R., Booth A. J., Davis J., eds, *IAU Symposium Vol. 189, IAU Symposium*. pp 381–388 (arXiv:astro-ph/9705062)
 Chabrier G., Potekhin A. Y., 1998, *Phys. Rev. E*, 58, 4941
 Chamel N., Fantina A. F., 2015, *Phys. Rev. D*, 92, 023008
 Chamel N., Fantina A. F., Davis P. J., 2013, *Phys. Rev. D*, 88, 081301
 Chandrasekhar S., 1931, *ApJ*, 74, 81
 Chatterjee D., Fantina A. F., Chamel N., Novak J., Oertel M., 2017, *MNRAS*, 469, 95
 Coelho J. G., Malheiro M., 2014, *PASJ*, 66, 14
 Coelho J. G., Marinho R. M., Malheiro M., Negreiros R., Cáceres D. L., Rueda J. A., Ruffini R., 2014, *ApJ*, 794, 86
 Das U., Mukhopadhyay B., 2013, *Physical Review Letters*, 110, 071102
 Das U., Mukhopadhyay B., 2014, *J. Cosmology Astropart. Phys.*, 6, 050
 García-Berro E., et al., 2012, *ApJ*, 749, 25
 Gasques L. R., Afanasjev A. V., Aguilera E. F., Beard M., Chamon L. C., Ring P., Wiescher M., Yakovlev D. G., 2005, *Phys. Rev. C*, 72, 025806
 Geroyannis V. S., Papatotiriou P. J., 2000, *ApJ*, 534, 359
 Hartle J. B., 1967, *ApJ*, 150, 1005
 Iben Jr I., Tutukov A. V., 1984, *ApJS*, 54, 335
 Ilkov M., Soker N., 2012, *MNRAS*, 419, 1695
 Isern J., Mochkovitch R., García-Berro E., Hernanz M., 1997, *ApJ*, 485, 308
 Itoh N., Hayashi H., Nishikawa A., Kohyama Y., 1996, *ApJS*, 102, 411
 Kepler S. O., et al., 2015, *MNRAS*, 446, 4078
 Kilic M., Hambly N. C., Bergeron P., Genest-Beaulieu C., Rowell N., 2018, *MNRAS*, 479, L113
 Külebi B., Ekşi K. Y., Lorén-Aguilar P., Isern J., García-Berro E., 2013, *MNRAS*, 431, 2778
 Lobato R. V., Malheiro M., Coelho J. G., 2016, *International Journal of Modern Physics D*, 25, 1641025
 Malheiro M., Rueda J. A., Ruffini R., 2012, *PASJ*, 64, 56
 Malheiro M., Marinho R. M., Lobato R. V., Coelho J. G., 2018, in Bianchi M., Jansen R. T., Ruffini R., eds, *Fourteenth Marcel Grossmann Meeting - MG14*. pp 4363–4371, doi:10.1142/9789813226609_0586
 Manreza Paret D., Horvath J. E., Perez Martínez A., 2015, *Research in Astronomy and Astrophysics*, 15, 1735
 Potekhin A. Y., Chabrier G., 2000, *Phys. Rev. E*, 62, 8554
 Rotondo M., Rueda J. A., Ruffini R., Xue S.-S., 2011a, *Phys. Rev. C*, 83, 045805
 Rotondo M., Rueda J. A., Ruffini R., Xue S.-S., 2011b, *Phys. Rev. D*, 84, 084007
 Rueda J. A., Boshkayev K., Izzo L., Ruffini R., Lorén-Aguilar P., Külebi B., Aznar-Siguán G., García-Berro E., 2013, *ApJ*, 772, L24

- Rueda J. A., et al., 2018, *J. Cosmology Astropart. Phys.*, 10, 006
- Rueda J. A., et al., 2019, *J. Cosmology Astropart. Phys.*, 3, 044
- Salpeter E. E., 1961, *ApJ*, 134, 669
- Shapiro S. L., Teukolsky S. A., 1983, *Black holes, white dwarfs, and neutron stars: The physics of compact objects*. New York, Wiley-Interscience
- Shapiro S. L., Teukolsky S. A., Nakamura T., 1990, *ApJ*, 357, L17
- Terrero D. A., Paret D. M., Martínez A. P., 2017, in *International Journal of Modern Physics Conference Series*. p. 1760025 ([arXiv:1701.08792](https://arxiv.org/abs/1701.08792)), doi:10.1142/S2010194517600254
- Terrero D. A., Paret D. M., Martínez A. P., 2018, *International Journal of Modern Physics D*, 27, 1850016
- Webbink R. F., 1984, *ApJ*, 277, 355
- Wickramasinghe D. T., Ferrario L., 2000, *PASP*, 112, 873