

Deep neural networks are biased towards simple functions

Giacomo De Palma^{1,2}, Bobak Toussi Kiani², and Seth Lloyd²

¹QMATH, Department of Mathematical Sciences, University of Copenhagen, Universitetsparken 5, 2100 Copenhagen, Denmark

²Department of Mechanical Engineering, Massachusetts Institute of Technology, 77 Massachusetts Avenue, Cambridge, Massachusetts 02139, USA

December 15, 2024

Abstract

We prove that the binary classifiers of bit strings generated by random wide deep neural networks are biased towards simple functions. The simplicity is captured by the following two properties. For any given input bit string, the average Hamming distance of the closest input bit string with a different classification is at least $\sqrt{n/(2\pi \ln n)}$, where n is the length of the string. Moreover, if the bits of the initial string are flipped randomly, the average number of flips required to change the classification grows linearly with n . On the contrary, for a uniformly random binary classifier, the average Hamming distance of the closest input bit string with a different classification is one, and the average number of random flips required to change the classification is two. These results are confirmed by numerical experiments on deep neural networks with two hidden layers, and settle the conjecture stating that random deep neural networks are biased towards simple functions. The conjecture that random deep neural networks are biased towards simple functions was proposed and numerically explored in [Valle Pérez et al., 2018, arXiv:1805.08522] to explain the unreasonably good generalization properties of deep learning algorithms. By providing a precise characterization of the form of this bias towards simplicity, our results open the way to a rigorous proof of the generalization properties of deep learning algorithms in real-world scenarios.

1 Introduction

The field of deep learning provides a broad family of algorithms to fit an unknown target function via a deep neural network and is having an enormous success in the fields of computer vision, machine learning and artificial intelligence [Mnih et al., 2015, LeCun et al., 2015, Radford et al., 2015, Schmidhuber, 2015, Goodfellow et al., 2016]. The input of a deep

learning algorithm is a training set, which is a set of inputs of the target function together with the corresponding outputs. The goal of the learning algorithm is to determine the parameters of the deep neural network that best reproduces the training set.

Deep learning algorithms generalize well when trained on real-world data [Hardt et al., 2015]: the deep neural networks that they generate usually reproduce the target function even for inputs that are not part of the training set and do not suffer from over-fitting even if the number of parameters of the network is larger than the number of elements of the training set [Neyshabur et al., 2014, Canziani et al., 2016, Novak et al., 2018].

A thorough theoretical understanding of this unreasonable effectiveness is still lacking. The bounds to the generalization error of learning algorithms are proven in the probably approximately correct (PAC) learning framework [Vapnik, 2013]. Most of these bounds depend on complexity measures such as the Vapnik-Chervonenkis dimension [Baum and Haussler, 1989, Bartlett et al., 2017] or the Rademacher complexity [Sun et al., 2016, Neyshabur et al., 2018] which are based on the worst-case analysis and are not sufficient to explain the observed effectiveness since they become void when the number of parameters is larger than the number of training samples [Zhang et al., 2016, Kawaguchi et al., 2017, Neyshabur et al., 2017a, Dziugaite and Roy, 2017, Dziugaite and Roy, 2018, Arora et al., 2018, Morcos et al., 2018]. A complementary approach is provided by the PAC-Bayesian generalization bounds, which apply to nondeterministic learning algorithms and depend on the probability distribution of the weights that the algorithm returns given the training set [McAllester, 1999, Catoni, 2007, Lever et al., 2013, Dziugaite and Roy, 2018, Neyshabur et al., 2017b].

PAC-Bayesian generalization bounds led to the proposal that the unreasonable effectiveness of deep learning algorithms arises from the fact that the functions generated by a random deep neural network are biased towards simple functions [Arpit et al., 2017, Wu et al., 2017, Valle Pérez et al., 2018]. If this property survives after the training of the network, it heavily constrains the probability distribution of the weights after the training to weights that generate functions compatible with the training set that are simple. Since real-world functions are usually simple [Schmidhuber, 1997, Lin et al., 2017], among all the functions that are compatible with a training set made of real-world data, the simple ones are more likely to be close to the target function. The conjectured bias towards simple functions has been explored in [Valle Pérez et al., 2018], which considered binary classifications of bit strings and showed that binary classifiers with a small Lempel-Ziv complexity [Lempel and Ziv, 1976] are more likely to be generated by a random deep neural network than binary classifiers with a large Lempel-Ziv complexity. However, a rigorous proof of this bias is still lacking.

1.1 Our contribution

We prove that random deep neural networks are biased towards simple functions, in the sense that a typical function generated is insensitive to large changes in the input. We consider random deep neural networks with Rectified Linear Unit (ReLU) activation function and weights and biases drawn from independent Gaussian probability distributions, and we employ such networks to implement binary classifiers of bit strings. We prove that for $n \gg 1$,

where n is the length of the string, for any given input bit string the average Hamming distance of the closest bit string with a different classification is at least $\sqrt{n/(2\pi \ln n)}$ (Theorem 3), where the Hamming distance between two bit strings is the number of different bits. We also prove that, if the bits of the initial string are randomly flipped, the average number of bit flips required to change the classification grows linearly with n (Theorem 5). From an heuristic argument, we find that the average required number of bit flips is at least $n/4$ (subsection 4.3), and simulations indicate a scaling of approximately $n/3$. By contrast, for a random binary classifier drawn from the uniform distribution over all the possible binary classifiers of strings of $n \gg 1$ bits, the average Hamming distance of the closest bit string with a different classification is one, and the average number of random bit flips required to change the classification is two. Therefore, our result identifies a fundamental qualitative difference between a typical binary classifier generated by a random deep neural network and a uniformly random binary classifier. The result proves that the binary classifiers generated by random deep neural networks are simple and identifies the classifiers that are likely to be generated as the ones with the property that a large number of bits need to be flipped in order to change the classification. A fundamental consequence of this result is that the kind of simplicity generated by deep neural networks does not coincide with the definition of simplicity of algorithmic information theory [Cover and Thomas, 2012], which is provided by the Kolmogorov complexity [Kolmogorov, 1998, Li and Vitanyi, 2013]. The Kolmogorov complexity of a function is the length of the shortest program that implements the function on a Turing machine. Our result proves that the functions that are likely to be generated by a random deep neural network have low Kolmogorov complexity: however, not all the functions with a small Kolmogorov complexity are likely to be generated by a random deep network. For example, the function that returns the value of the first bit has a small Kolmogorov complexity, but it is sufficient to flip just one bit of the input to change the classification, hence our result implies that the probability of this function is exponentially small in n . Similarly, our results explain why [Valle Pérez et al., 2018] found that the look-up tables for the functions generated by random deep networks are typically highly compressible using the LZW algorithm [Ziv and Lempel, 1977], which identifies statistical regularities, but not all functions with highly compressible look-up tables are likely to be generated.

The proofs of Theorems 3 and 5 are based on the mean-field approximation of random deep neural networks with Gaussian processes, which becomes exact in the limit of infinite width [Lee et al., 2017, Matthews et al., 2018, Garriga-Alonso et al., 2018, Poole et al., 2016, Schoenholz et al., 2016]. The crucial property of random deep neural networks captured by this approximation is that the outputs generated by inputs whose Hamming distance grows sub-linearly with n become perfectly correlated in the limit $n \rightarrow \infty$. These strong correlations are the reason why a large number of input bits need to be flipped in order to change the classification. The proof of Theorem 5 also exploits the theory of stochastic processes, and in particular the Kolmogorov continuity theorem (see e.g. [Stroock and Varadhan, 2007]). Though we consider for simplicity only the ReLU as activation function, our proof does not rely on this assumption and can be generalized to other activation functions.

We validate all the theoretical results with numerical experiments on deep neural net-

works with ReLU activation function and two hidden layers. The experiments confirm the scalings $\Theta\left(\sqrt{n/\ln n}\right)$ and $\Theta(n)$ for the Hamming distance of the closest string with a different classification and for the average random flips required to change the classification, respectively. The theoretical pre-factor $1/\sqrt{2\pi}$ for the closest string with a different classification is confirmed within an extremely small error of 1.5%. The heuristic argument that pre-factor for the random flips is greater than 1/4 is confirmed by numerics which indicate that the pre-factor is approximately 0.33.

Moreover, we explore the Hamming distance to the closest bit string with a different classification on deep neural networks trained on the MNIST database [LeCun et al., 1998] of hand-written digits. The experiments show that the scaling $\Theta\left(\sqrt{n/\ln n}\right)$ survives after the training of the network.

The rest of this paper is structured as follows. In section 2 we complete the review of the related literature. In section 3 we define our framework for random deep neural networks and present the Gaussian mean-field approximation. In section 4 we present Theorems 3 and 5, for which we provide a simple heuristic proof. The formal proof is presented in section 5, and the numerical experiments are presented in section 6. We conclude in section 7.

2 Further related works

The properties of deep neural networks with randomly initialized weights have been the subject of intensive studies [Raghu et al., 2016, Giryes et al., 2016, Lee et al., 2017, Matthews et al., 2018, Garriga-Alonso et al., 2018, Poole et al., 2016, Schoenholz et al., 2016, Pennington et al., 2018].

The relation between generalization and simplicity was first conjectured in 2006 in [Franco, 2006], where the authors define a complexity measure for Boolean functions, called generalization complexity, and provide numerical evidence that this measure is correlated with the generalization error. [Zhang et al., 2016] explore the generalization properties of deep neural networks trained on partially random data, and find that the generalization error correlates with the amount of randomness in the data. Based on this result, [Arpit et al., 2017, Soudry et al., 2017] proposed that the stochastic gradient descent employed to train the network is more likely to find the simpler functions that match the training set rather than the more complex ones. However, further studies [Wu et al., 2017] suggested that stochastic gradient descent is not sufficient to justify the observed generalization.

The idea of a bias towards simple patterns has been applied to learning theory through the concepts of minimum description length [Rissanen, 1978], Blumer algorithms [Blumer et al., 1987, Wolpert, 2018] and universal induction [Li and Vitanyi, 2013]. [Lattimore and Hutter, 2013] proved that the generalization error grows with the Kolmogorov complexity of the target function if the learning algorithm returns the function that has the lowest Kolmogorov complexity among all the functions compatible with the training set. The relation between generalization and complexity has been further investigated in [Schmidhuber, 1997, Dingle et al., 2018]. The complexity of the functions generated by a deep neural networks has also

been studied from the perspective of the number of linear regions [Pascanu et al., 2013, Montufar et al., 2014, Hinz and van de Geer, 2018] and of the curvature of the classification boundaries [Poole et al., 2016]. We note that the results proved here viz., that the functions generated by random deep networks are insensitive to large changes in their inputs implies that such functions should be simple with respect to all the measures of complexity above, but the converse is not true: not all simple functions are likely to be generated by random deep networks.

3 Setup and mean-field approximation

We consider a feed-forward deep neural network with L hidden layers, ReLU activation function $\tau(x) = \max(0, x)$, input in \mathbb{R}^n and output in \mathbb{R} . For any $x \in \mathbb{R}^n$, the network is recursively defined by

$$\phi^{(1)}(x) = W^{(1)}x + b^{(1)}, \quad \phi^{(l)}(x) = W^{(l)} \tau(\phi^{(l-1)}(x)) + b^{(l)}, \quad l = 2, \dots, L+1, \quad (1)$$

where $\phi^{(l)}(x)$, $b^{(l)} \in \mathbb{R}^{n_l}$, $W^{(l)}$ is an $n_l \times n_{l-1}$ real matrix, $n_0 = n$ and $n_{L+1} = 1$. We put for simplicity

$$\phi^{(L+1)} = \phi, \quad (2)$$

and we define for any $x \in \mathbb{R}^n$

$$\psi(x) = \text{sign}(\phi(x)). \quad (3)$$

The function ψ is a binary classifier on the set of the strings of n bits identified with the set $\{-1, 1\}^n \subset \mathbb{R}^n$, where the classification of the string $x \in \{-1, 1\}^n$ is $\psi(x) \in \{-1, 1\}$.

We draw each entry of each $W^{(l)}$ and of each $b^{(l)}$ from independent Gaussian distributions with zero mean and variances σ_w^2/n_{l-1} and σ_b^2 , respectively. This implies

$$\mathbb{E}(\phi^{(l)}(x)) = 0, \quad \mathbb{E}(\phi_i^{(l)}(x) \phi_j^{(l)}(y)) = \delta_{ij} G_l(x, y). \quad (4)$$

Moreover,

$$G_1(x, y) = \sigma_w^2 \frac{x \cdot y}{n} + \sigma_b^2. \quad (5)$$

We employ the mean-field approximation of [Poole et al., 2016, Schoenholz et al., 2016], which consists in assuming that for any l and any $x, y \in \mathbb{R}^n$, the joint probability distribution of $\phi^{(l)}(x)$ and $\phi^{(l)}(y)$ is Gaussian with zero mean and covariance matrix as in (4). This approximation is exact for $l = 1$ and holds for any l in the limit $n_1, \dots, n_L \rightarrow \infty$. Indeed, $\phi_i^{(l)}(x)$ is the sum of $b_i^{(l)}$, which has a Gaussian distribution, with the n_{l-1} terms $\left\{ W_{ij}^{(l)} \tau(\phi_j^{(l-1)}(x)) \right\}_{j=1}^{n_{l-1}}$ which are iid from the inductive hypothesis. Therefore if $n_{l-1} \gg 1$, from the central limit theorem $\phi_i^{(l)}(x)$ has a Gaussian distribution.

Assuming the mean-field approximation above, $G_l(x, x)$ obeys the recursive relation [Poole et al., 2016]

$$G_l(x, x) = \frac{\sigma_w^2}{2} G_{l-1}(x, x) + \sigma_b^2 \quad (6)$$

with the initial condition given by (5). From (5) and (6), $G_l(x, x)$ depends on x only through its square norm and does not depend on x if $x \in \{-1, 1\}^n$, since any such x has square norm equal to n . We then put by simplicity

$$G_l(x, x) = Q_l, \quad x \in \{-1, 1\}^n, \quad Q_{L+1} = Q, \quad (7)$$

that obey the recursive relation

$$Q_1 = \sigma_w^2 + \sigma_b^2, \quad Q_l = \frac{\sigma_w^2}{2} Q_{l-1} + \sigma_b^2. \quad (8)$$

From (8) we get

$$\begin{aligned} Q &= \left(\frac{\sigma_w^2}{2} \right)^{L+1} \left(2 - \frac{2\sigma_b^2}{2 - \sigma_w^2} \right) + \frac{2\sigma_b^2}{2 - \sigma_w^2}, \quad \sigma_w^2 \neq 2, \\ Q &= (L+1) \sigma_b^2 + 2, \quad \sigma_w^2 = 2. \end{aligned} \quad (9)$$

If $\sigma_w^2 > 2$, Q grows exponentially with L . If $\sigma_w^2 < 2$, Q tends exponentially to

$$Q_\infty = \frac{2\sigma_b^2}{2 - \sigma_w^2}. \quad (10)$$

We define the correlation coefficients

$$C_l(x, y) = \frac{G_l(x, y)}{Q_l}, \quad x, y \in \{-1, 1\}^n. \quad (11)$$

They obey the recursive relation [Poole et al., 2016]

$$\begin{aligned} C_1(x, y) &= \frac{\sigma_w^2}{\sigma_w^2 + \sigma_b^2} \frac{x \cdot y}{n} + \frac{\sigma_b^2}{\sigma_w^2 + \sigma_b^2}, \\ C_l(x, y) &= \frac{Q_{l-1} \sigma_w^2}{Q_{l-1} \sigma_w^2 + 2\sigma_b^2} \Psi(C_{l-1}(x, y)) + \frac{2\sigma_b^2}{Q_{l-1} \sigma_w^2 + 2\sigma_b^2}, \end{aligned} \quad (12)$$

where for any $-1 \leq t \leq 1$,

$$\Psi(t) = \int_{\mathbb{R}^2} \tau(z) \tau(tz + \sqrt{1-t^2}w) e^{-\frac{z^2+w^2}{2}} \frac{dz dw}{\pi}. \quad (13)$$

The integral in (13) can be computed analytically [Cho and Saul, 2009] yielding

$$\Psi(t) = \frac{\sqrt{1-t^2} + (\pi - \arccos t)t}{\pi}, \quad (14)$$

where Ψ satisfies for $t \rightarrow 1$

$$\Psi(t) = t + O\left((1-t)^{\frac{3}{2}}\right). \quad (15)$$

A key consequence of (12) is that $C_l(x, y)$ depends on x, y and n only through the combination $x \cdot y/n$. We can therefore put

$$C_l(x, y) = F_l\left(\frac{x \cdot y}{n}\right), \quad x, y \in \{-1, 1\}^n, \quad F_{L+1} = F, \quad (16)$$

so that (4) for $l = L + 1$ becomes

$$\mathbb{E}(\phi(x)\phi(y)) = Q F\left(\frac{x \cdot y}{n}\right). \quad (17)$$

We have $F_l(1) = 1$ for any l , and the recursive relation (12) implies

$$\begin{aligned} F_1(t) &= \frac{\sigma_w^2}{\sigma_w^2 + \sigma_b^2} t + \frac{\sigma_b^2}{\sigma_w^2 + \sigma_b^2} \geq t, \\ F_l(t) &= \frac{Q_{l-1} \sigma_w^2}{Q_{l-1} \sigma_w^2 + 2\sigma_b^2} \Psi(F_{l-1}(t)) + \frac{2\sigma_b^2}{Q_{l-1} \sigma_w^2 + 2\sigma_b^2} \geq \Psi(F_{l-1}(t)). \end{aligned} \quad (18)$$

If the biases are not present ($\sigma_b = 0$), (18) simplifies to

$$F_1(t) = t, \quad F_l(t) = \Psi(F_{l-1}(t)). \quad (19)$$

Proposition 1. *For any $-1 \leq t \leq 1$ we have*

$$t \leq F(t) \leq 1. \quad (20)$$

Proof. See subsection 5.1. □

3.1 Short-distance correlations

The correlations between outputs of the network generated by close inputs are captured by the behavior of $F(t)$ for $t \rightarrow 1$. If $F(t)$ stays close to 1 as t departs from 1, then the outputs generated by close inputs are almost perfectly correlated and have the same classification with probability close to one. On the contrary, if $F(t)$ drops quickly, the correlations decay and there is a nonzero probability that close inputs have different classifications. The following Proposition proves that random deep neural networks with ReLU activation function fall in the first category.

Proposition 2 (strong short-distance correlations). *For $t \rightarrow 1$,*

$$F(t) = 1 - F'(1)(1 - t) + O\left((1 - t)^{\frac{3}{2}}\right), \quad (21)$$

where $F'(1)$ is determined by the recursive relation

$$F'_1(1) = \frac{\sigma_w^2}{\sigma_w^2 + \sigma_b^2}, \quad F'_l(1) = \frac{Q_{l-1} \sigma_w^2}{Q_{l-1} \sigma_w^2 + 2\sigma_b^2} F'_{l-1}(1), \quad F'(1) = F'_{L+1}(1) \quad (22)$$

and satisfies $0 < F'(1) \leq 1$. Moreover, if there are no biases ($\sigma_b = 0$) we have $F'(1) = 1$.

Proof. See subsection 5.2. □

4 Theoretical results

4.1 Closest bit string with a different classification

Our first main result is the following Theorem, which states that for $n \gg 1$, for any given input bit string of a random deep neural network as in section 3 the average Hamming distance of the closest input bit string with a different classification is $\sqrt{n/(2\pi F'(1) \ln n)}$.

Theorem 3 (closest string with a different classification). *For any $n \in \mathbb{N}$, let $\phi : \{-1, 1\}^n \rightarrow \mathbb{R}$ be the output of a random deep neural network as in section 3. Let $a > 0$ and let*

$$h_n = \left\lfloor a \sqrt{\frac{n}{\ln n}} \right\rfloor, \quad (23)$$

where $\lfloor t \rfloor$ denotes the integer part of $t \geq 0$. Let us fix $x \in \{-1, 1\}^n$ and $z > 0$, and let $N_n(a, z)$ be the average number of input bit strings $y \in \{-1, 1\}^n$ with Hamming distance h_n from x and with a different classification from x , conditioned on $\phi(x) = \sqrt{Q} z$:

$$N_n(a, z) = \mathbb{E} \left(\# \{y \in \{-1, 1\}^n : h(x, y) = h_n \text{ \& } \phi(y) < 0\} \mid \phi(x) = \sqrt{Q} z \right). \quad (24)$$

Here $h(x, y)$ is the Hamming distance between x and y and we recall that $Q = \mathbb{E}(\phi(x)^2)$. Then, for $n \rightarrow \infty$

$$\ln N_n(a, z) = \frac{a}{2} \sqrt{n \ln n} \left(1 - \frac{z^2}{4F'(1)a^2} + \frac{\ln \frac{\ln n}{a^2}}{\ln n} + O\left(\frac{1}{\sqrt[4]{n \ln n}}\right) \right). \quad (25)$$

In particular,

$$\begin{aligned} \lim_{n \rightarrow \infty} N_n(a, z) &= 0 \quad \text{for } a < \frac{z}{2\sqrt{F'(1)}}, \\ \lim_{n \rightarrow \infty} N_n(a, z) &= \infty \quad \text{for } a \geq \frac{z}{2\sqrt{F'(1)}}. \end{aligned} \quad (26)$$

Proof. See subsection 5.3. □

Theorem 3 tells us that, if $n \gg 1$, for any input bit string $x \in \{-1, 1\}^n$, with very high probability all the input bit strings $y \in \{-1, 1\}^n$ with Hamming distance from x lower than

$$h_n^*(x) = \frac{|\phi(x)|}{2\sqrt{Q F'(1)}} \sqrt{\frac{n}{\ln n}} \quad (27)$$

have the same classification as x , i.e., $\phi(y)$ has the same sign as $\phi(x)$. Moreover, the number of input bit strings y with Hamming distance from x higher than $h_n^*(x)$ and with a different classification than x is exponentially large in n . Therefore, with very high probability the Hamming distance from x of the closest bit string with a different classification is approximately $h_n^*(x)$. Since

$$\mathbb{E}(|\phi(x)|) = \sqrt{\frac{2Q}{\pi}}, \quad (28)$$

the average Hamming distance of the closest string with a different classification is

$$\mathbb{E}(h_n^*(x)) = \sqrt{\frac{n}{2\pi F'(1) \ln n}} \geq \sqrt{\frac{n}{2\pi \ln n}}, \quad (29)$$

where we have used that $F'(1) \leq 1$ from Proposition 2.

Remark 4. The property $F'(1) \leq 1$ may not hold for activation functions different from the ReLU. For example, in the case of the hyperbolic tangent there are values of σ_w and σ_b such that $F'(1)$ grows exponentially with the number of hidden layers [Poole et al., 2016].

4.2 Random bit flips

Let us now consider the problem of the average number of bits that are needed to flip in order to change the classification of a given bit string. We consider a random sequence of input bit strings $\{x^{(0)}, \dots, x^{(n)}\} \subset \{-1, 1\}^n$, where at the i -th step $x^{(i)}$ is generated flipping a random bit of $x^{(i-1)}$ that has not been already flipped in the previous steps. Any sequence as above is a geodesic path, i.e., for any $i, j = 0, \dots, n$

$$h(x^{(i)}, x^{(j)}) = |i - j|. \quad (30)$$

The following Theorem states that the average Hamming distance from $x^{(0)}$ of the closest string of the sequence with a different classification is proportional to n .

Theorem 5 (random bit flips). *For any $n \in \mathbb{N}$, let $\phi : \{-1, 1\}^n \rightarrow \mathbb{R}$ be the output of a random deep neural network as in section 3, and let $\{x^{(0)}, \dots, x^{(n)}\} \subset \{-1, 1\}^n$ be a sequence of bit strings satisfying (30). Let h_n be the expected value of the minimum number of steps required to reach a bit string with a different classification from $x^{(0)}$:*

$$h_n = \mathbb{E}(\min \{ \{1 \leq i \leq n : \phi(x^{(0)}) \phi(x^{(i)}) < 0\}, n \}) . \quad (31)$$

Then, there exists a constant $t_0 > 0$ such that

$$h_n \geq n t_0 . \quad (32)$$

Proof. See subsection 5.4. □

4.3 Heuristic argument

Before presenting the formal proof of Theorems 3 and 5 in section 5, we provide a simple heuristic argument to their validity. The crucial observation is that, if one bit of the input is flipped, the change in ϕ is $\Theta(1/\sqrt{n})$. Indeed, let $x, y \in \{-1, 1\}^n$ with $h(x, y) = 1$. From (4), $\phi(y) - \phi(x)$ is a Gaussian random variable with

$$\mathbb{E}(\phi(y) - \phi(x)) = 0, \quad \mathbb{E}((\phi(y) - \phi(x))^2) = 2Q \left(1 - F \left(1 - \frac{2}{n} \right) \right) \simeq \frac{4Q F'(1)}{n}. \quad (33)$$

For any i , at the i -th step of the sequence of bit strings of subsection 4.2, ϕ changes by the Gaussian random variable $\phi(x^{(i)}) - \phi(x^{(i+1)})$, which from (33) has zero mean and variance $4Q F'(1)/n$. Assuming that the changes are independent, after h steps ϕ changes by a Gaussian random variable with zero mean and variance $4hQ F'(1)/n$. Recalling that $\mathbb{E}(\phi(x^{(0)})^2) = Q$ and that $F'(1) \leq 1$, approximately

$$h \approx \frac{n}{4F'(1)} \geq \frac{n}{4} \quad (34)$$

steps are needed in order to flip the sign of ϕ and hence the classification.

Let us now consider the problem of the closest bit string with a different classification from a given bit string x . For any bit string y at Hamming distance one from x , $\phi(y) - \phi(x)$ is a Gaussian random variable with zero mean and variance $4Q F'(1)/n$. We assume that these random variables are independent, and recall that the minimum among n iid normal Gaussian random variables scales as $\sqrt{2 \ln n}$ (see e.g. [Bovier, 2005]). There are n bit strings y at Hamming distance one from x , therefore the minimum over these y of $\phi(y) - \phi(x)$ is approximately $-\sqrt{8Q F'(1) \ln n/n}$. This is the maximum amount by which we can decrease ϕ flipping one bit of the input. Iterating the procedure, the maximum amount by which we can decrease ϕ flipping h bits is $h\sqrt{8Q F'(1) \ln n/n}$. Since $\mathbb{E}(\phi(x^{(0)})^2) = Q$, the minimum number of bit flips required to flip the sign of ϕ is approximately

$$h \approx \sqrt{\frac{n}{8F'(1) \ln n}} \geq \sqrt{\frac{n}{8 \ln n}}. \quad (35)$$

The pre-factor $1/\sqrt{8} \simeq 0.354$ obtained with the heuristic proof above is very close to the exact pre-factor $1/\sqrt{2\pi} \simeq 0.399$ obtained with the formal proof in (29).

5 Proofs

5.1 Proof of Proposition 1

We prove by induction that

$$t \leq F_l(t) \leq 1. \quad (36)$$

From (18), the claim is true for $l = 1$. Let us assume the claim for $l - 1$. We have

$$\Psi'(t) = 1 - \frac{\arccos t}{\pi} \geq 0, \quad (37)$$

hence Ψ is increasing. We also have $\Psi'(t) \leq 1$ and $\Psi(1) = 1$, hence

$$\Psi(t) \geq t. \quad (38)$$

Finally, we have from (18) and the inductive hypothesis

$$F_l(t) \geq \Psi(F_{l-1}(t)) \geq \Psi(t) \geq t, \quad (39)$$

and the claim for l follows.

5.2 Proof of Proposition 2

The recursive relation (22) follows taking the derivative of (18) in $t = 1$. (22) implies $0 < F'_l(1) \leq 1$ for any l , hence $0 < F'(1) \leq 1$.

The claim (21) follows if we prove by induction that

$$F_l(t) = 1 - F'_l(1)(1-t) + O\left((1-t)^{\frac{3}{2}}\right) \quad (40)$$

for any l . The claim is true for $l = 1$. Let us assume by induction (40) for $l - 1$. We have from (15)

$$\Psi(F_{l-1}(t)) = 1 - F'_{l-1}(1)(1-t) + O\left((1-t)^{\frac{3}{2}}\right), \quad (41)$$

and the claim (40) for l follows from (18) and (22).

5.3 Proof of Theorem 3

Let $x, y \in \{-1, 1\}^n$ with $h(x, y) = h_n$. We get from (17)

$$\mathbb{E}(\phi(x)\phi(y)) = Q F\left(1 - \frac{2h_n}{n}\right), \quad (42)$$

then

$$\begin{aligned} \mathbb{E}\left(\phi(y) \mid \phi(x) = \sqrt{Q}z\right) &= F\left(1 - \frac{2h_n}{n}\right) \sqrt{Q}z, \\ \text{Var}\left(\phi(y) \mid \phi(x) = \sqrt{Q}z\right) &= \left(1 - F\left(1 - \frac{2h_n}{n}\right)^2\right) Q, \end{aligned} \quad (43)$$

so that

$$\begin{aligned} P_n(a, z) &= \mathbb{P}\left(\phi(y) < 0 \mid \phi(x) = \sqrt{Q}z\right) = \Phi\left(-\frac{F\left(1 - \frac{2h_n}{n}\right)z}{\sqrt{1 - F\left(1 - \frac{2h_n}{n}\right)^2}}\right) \\ &= \Phi\left(-\frac{z}{2}\sqrt{\frac{n}{F'(1)h_n}}\left(1 + O\left(\sqrt{\frac{h_n}{n}}\right)\right)\right), \end{aligned} \quad (44)$$

where

$$\Phi(t) = \int_{-\infty}^t e^{-\frac{s^2}{2}} \frac{ds}{\sqrt{2\pi}} \quad (45)$$

and we have used Proposition 2. Using that for $t \rightarrow \infty$

$$\ln \Phi(-t) = -\frac{t^2}{2} - \frac{1}{2} \ln(2\pi t^2) + O\left(\frac{1}{t^2}\right), \quad (46)$$

we get

$$\ln P_n(a, z) = -\frac{nz^2}{8F'(1)h_n} + O\left(\sqrt{\frac{n}{h_n}}\right) = -\frac{z^2\sqrt{n\ln n}}{8F'(1)a} + O\left(\sqrt[4]{n\ln n}\right). \quad (47)$$

We have

$$N_n(a, z) = \binom{n}{h_n} P_n(a, z). \quad (48)$$

Using that for $k \rightarrow \infty$

$$\ln k! = \left(k + \frac{1}{2}\right) \ln k - k + O(1), \quad (49)$$

we get

$$\ln \binom{n}{h_n} = h_n \left(\ln \frac{n}{h_n} + 1 \right) - \frac{1}{2} \ln h_n + O(1) = \frac{a}{2} \sqrt{n \ln n} + \frac{a}{2} \sqrt{\frac{n}{\ln n}} \ln \frac{\ln n}{a^2} + O(\ln n), \quad (50)$$

and the claim follows.

5.4 Proof of Theorem 5

Let $\varphi : [0, 1] \rightarrow \mathbb{R}$ be a random function with a Gaussian probability distribution such that for any $s, t \in [0, 1]$

$$\mathbb{E}(\varphi(t)) = 0, \quad \mathbb{E}(\varphi(s)\varphi(t)) = F(1 - 2|s - t|). \quad (51)$$

From (51), for any $s, t \in [0, 1]$, $\varphi(s) - \varphi(t)$ is a Gaussian random variable with

$$\mathbb{E}(\varphi(s) - \varphi(t)) = 0, \quad \mathbb{E}((\varphi(s) - \varphi(t))^2) = 2 - 2F(1 - 2|s - t|). \quad (52)$$

Hence,

$$\mathbb{E}((\varphi(s) - \varphi(t))^4) = 12(1 - F(1 - 2|s - t|))^2 \leq 48|s - t|^2, \quad (53)$$

where we have used Proposition 1. Then, the Kolmogorov continuity theorem (see e.g. [Stroock and Varadhan, 2007]) implies that with probability one the function φ is continuous. Let $t(\varphi)$ be the minimum $0 \leq t \leq 1$ such that $\varphi(t) = 0$:

$$t(\varphi) = \inf \{ \{0 \leq t \leq 1 : \varphi(t) = 0\}, 1 \}. \quad (54)$$

Since with probability one φ is continuous and $\varphi(0) \neq 0$, we have $\varphi(t) \neq 0$ in a neighborhood of 0, hence $t(\varphi) > 0$ with probability one. Therefore, the expectation value of $t(\varphi)$ is strictly positive:

$$t_0 = \mathbb{E}(t(\varphi)) > 0. \quad (55)$$

From (17), we have for any $i, j = 0, \dots, n$

$$\mathbb{E}(\phi(x^{(i)})) = 0, \quad \mathbb{E}(\phi(x^{(i)})\phi(x^{(j)})) = QF\left(1 - \frac{2|i - j|}{n}\right). \quad (56)$$

Comparing with (51) we get that $\{\phi(x^{(i)})\}_{i=0}^n$ have the same probability distribution as $\{\sqrt{Q}\varphi(\frac{i}{n})\}_{i=0}^n$. From the definition of $t(\varphi)$, for any $1 \leq i < nt(\varphi)$, $\varphi(\frac{i}{n})$ has the same sign as $\varphi(0)$. Therefore,

$$h_n \geq nt_0, \quad (57)$$

and the claim follows.

6 Experiments

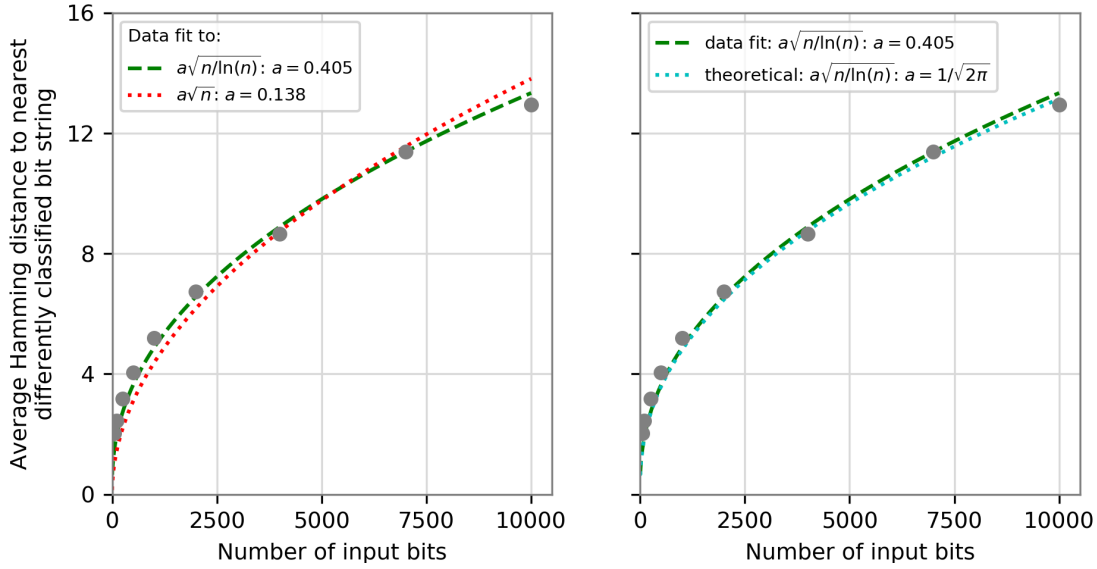


Figure 1: Average Hamming distance to the nearest differently classified input string versus the number of input neurons for the neural network. The Hamming distance to the nearest differently classified string scales as $\sqrt{n/(2\pi \ln n)}$ with respect to the number of input neurons. Left: the results of the simulations clearly show the importance of the $\ln n$ term in the scaling. Right: the empirically calculated value for the pre-factor a is close to the theoretically predicted value of $1/\sqrt{2\pi}$. Each data point is the average of 1000 different calculations of the Hamming distance for randomly sampled bit strings. Each calculation was performed on a randomly generated neural network. Further technical details for the design of the neural networks are given in subsection 6.5.

6.1 Closest bit string with a different classification (Theorem 3)

To confirm experimentally the findings of Theorem 3, Hamming distances to the closest bit string with a different classification were calculated for randomly generated neural networks with parameters sampled from normal distributions (see subsection 6.5). This distance was calculated using a greedy search algorithm (Figure 1). In this algorithm, the search for a

Number of input bits	Search method	% of points at distance				
		1	2	3	4	5+
50	Exhaustive	45.4%	28.0%	14.6%	6.7%	5.3%
	Greedy	45.2%	28.8%	14.3%	6.4%	5.3%
100	Exhaustive	38.3%	27.1%	15.9%	9.8%	8.9%
	Greedy	35.8%	26.7%	15.6%	10.8%	11.1%
150	Exhaustive	29.1%	26.3%	17.9%	12.0%	14.7%
	Greedy	31.6%	22.6%	18.2%	11.2%	16.4%

Table 1: Hamming distances of random bit strings to the nearest differently classified bit string measured using a heuristic greedy search algorithm and an exact search algorithm. Resulting breakdowns for the two algorithms are consistent across all network input sizes tested. For each algorithm and network input size, Hamming distances to nearest differently classified bit strings from a random bit string were evaluated 1000 times with each evaluation performed on a randomly created neural network.

differently classified bit string progressed in steps, where in each step, the most significant bit was flipped. This bit corresponded to the one that produced the largest change towards zero in the value of the output neuron when flipped. To ensure that this algorithm accurately calculated Hamming distances, we compared the results of the greedy search algorithm to those from an exact search which exhaustively searched all bit strings at specified Hamming distances for smaller networks where this exact search method was computationally feasible. Comparisons between the two algorithms in Table 1 show that outcomes from the greedy search algorithm were consistent with those from the exact search algorithm.

The results from the greedy search method confirm the $\sqrt{n/\ln n}$ scaling of the average Hamming distance. The value of the pre-factor $1/\sqrt{2\pi}$ is also confirmed with the high precision of 1.5%.

6.2 Linear relation between the value of the output neuron and the Hamming distance from the input

Figure 2 empirically validates the linear relationship between the value of the output neuron $|\phi(x)|$ and the Hamming distance to bit strings with different classification $h_n^*(x)$ expressed by (27). This linear relationship was consistent with all neural networks empirically tested in our analysis. Intuitively, $|\phi(x)|$ is an indication of the confidence in classification. The linear relationship shown here implies that as the value of $|\phi(x)|$ grows, the confidence of the classification of an input strengthens, increasing the distance from that input to boundaries of different classifications.

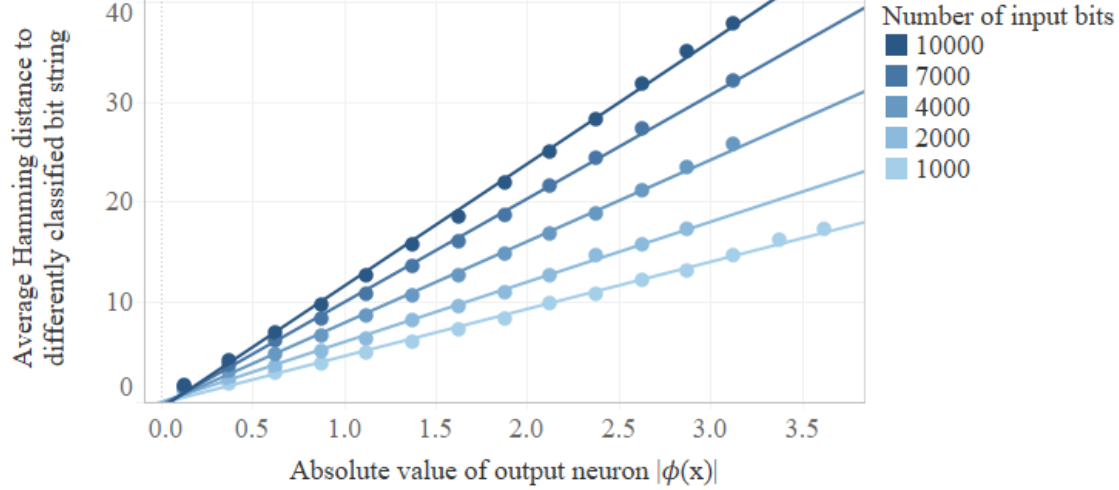


Figure 2: The linear relationship between $|\phi(x)|$ and $h_n^*(x)$ is consistent across neural networks of different sizes. To calculate the average distance at values of $|\phi(x)|$ within an interval, data was averaged across equally spaced bins of 0.25 for values of $|\phi(x)|$. Averages for each bin are plotted at the midpoint of the bin. Points are only shown if there are at least 10 samples within the bin.

6.3 Random bit flips (Theorem 5)

Figure 3 confirms the findings of Theorem 5, namely that the expected number of random bit flips required to reach a bit string with a different classification scales linearly with the number of input neurons. The pre-factor found by simulation is 0.33, slightly above the lower bound of 0.25 estimated from the heuristic argument of (34). Our results show that, though the Hamming distance to the nearest classification boundary scales on average at a rate of $\sqrt{n/\ln n}$, the distance to a random boundary scales linearly and more rapidly.

6.4 Analysis of MNIST data

The results proved here hold for random, untrained deep neural networks. It is an interesting question whether trained deep neural networks exhibit similar properties for the Hamming distances to classification boundaries. Clearly some trained networks will not: a network that has been trained to return as output the final bit of the input string has Hamming distance one to the nearest classification boundary. For networks that are trained to classify noisy data, however, we expect the trained networks to exhibit relatively large Hamming distances to the nearest classification boundary. Moreover, if a ‘typical’ network can perform the noisy classification task, then we expect training to guide the weights to a nearby typical network that does the job, for the simple reason that networks that exhibit $\Theta(\sqrt{n/\ln n})$ distance to the nearest boundary and an average distance of $\Theta(n)$ to a boundary under random bit flips have much higher prior probabilities than atypical networks.

To determine if our results hold for models trained on real-world data, we trained 2-layer fully-connected neural networks (see subsection 6.5) to categorize whether hand-drawn digits

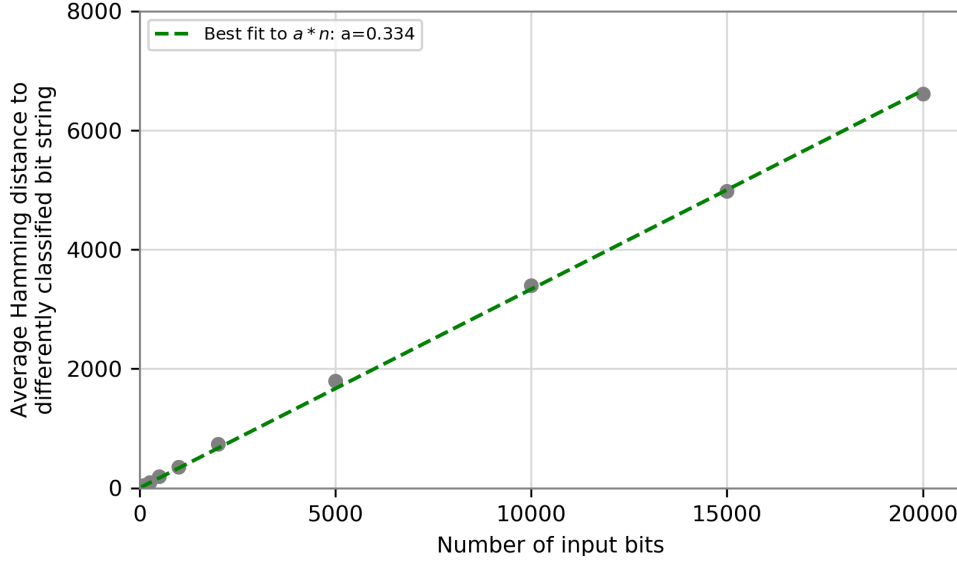


Figure 3: The average number of random bit flips required to reach a bit string with different classification scales linearly with the number of input neurons. Each point is averaged across a sample of 1000 neural networks, where the Hamming distances to differently classified bit strings for each network are tested at a single random input bit string.

taken from the MNIST database [LeCun et al., 1998] are even or odd. 400 neural networks were trained on the MNIST database, all achieving greater than 98% accuracy on test set data. All images for this analysis were converted to binary format (see subsection 6.5).

For these trained networks, Hamming distances to the nearest bit string with a different classification were calculated using the greedy search method outlined in subsection 6.1. These Hamming distances were evaluated for three types of bit strings: bit strings taken from the training set, bit strings taken from the test set, and randomly sampled bit strings where each bit has equal probability of 0 and 1. For the randomly sampled bit strings, the average minimum Hamming distance to a differently classified bit string is very close to the expected theoretical value of $\sqrt{n / (2\pi \ln n)}$ (Figure 4). By contrast, for bit strings taken from the test and training set, the minimum Hamming distances to a classification boundary were on average much higher than that for random bits, as should be expected: training increases the distance from the data points to the boundary of their respective classification regions and makes the network more robust to errors when classifying real-world data compared with classifying random bit strings.

Furthermore, even for trained networks, a linear relationship is still observed between the absolute value of the output neuron (prior to normalization by a sigmoid activation) and the average Hamming distance to the nearest differently classified bit string (Figure 5). Here, the slope of the linear relationship is larger for test and training set data, consistent with the expectation that training should extend the Hamming distance to classification boundaries for patterns of data found in the training set.

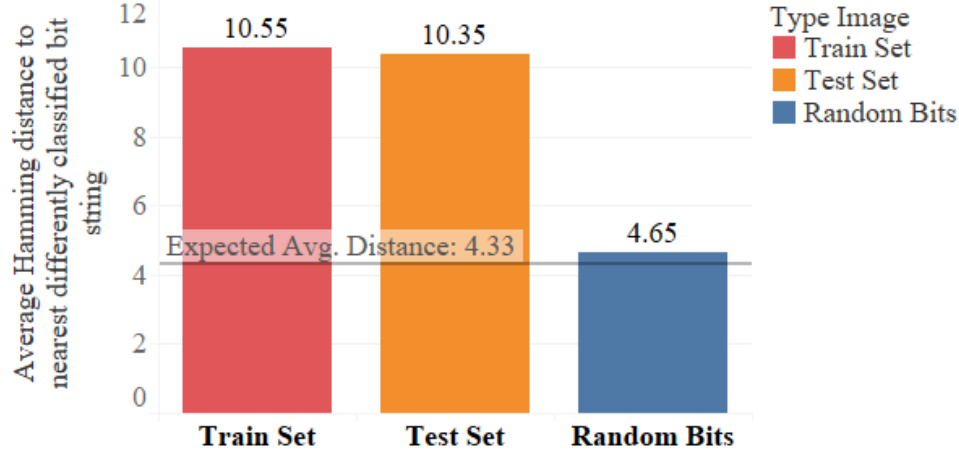


Figure 4: Average Hamming distance to the nearest differently classified input bit string for MNIST trained models calculated using the greedy search method. The average distance calculated for random bits is close to the expected value of approximately 4.33. Further technical details for the design of the neural networks are given in subsection 6.5.

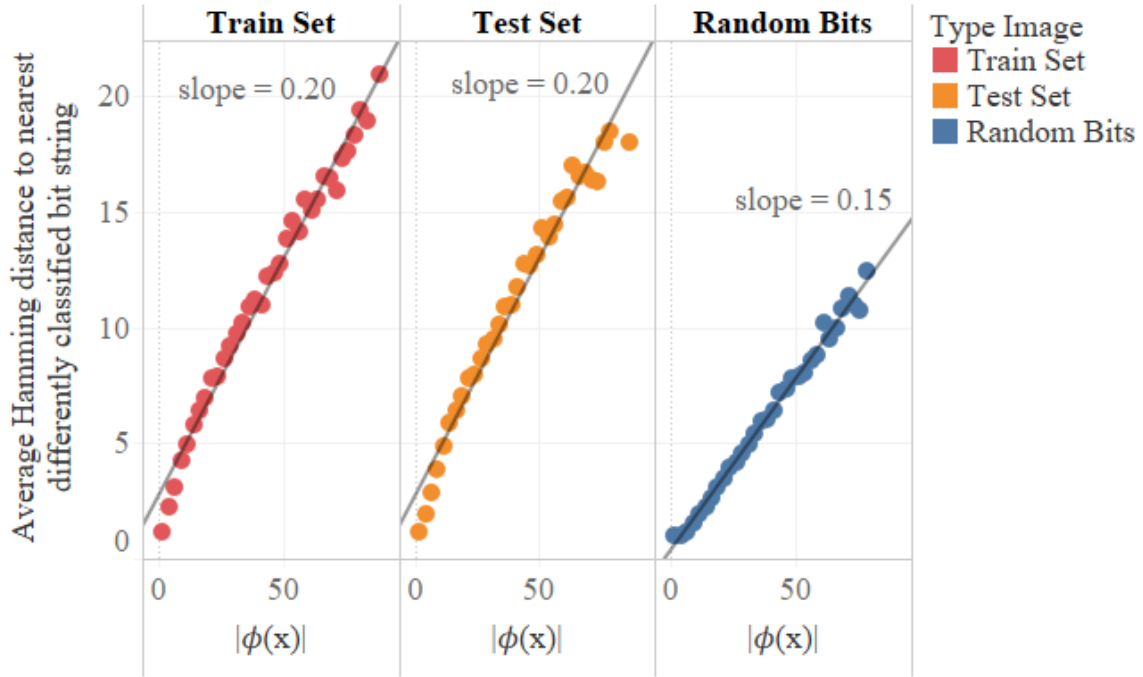


Figure 5: The linear relationship between $|\phi(x)|$ and $h_n^*(x)$ is consistent for networks trained on MNIST data. To calculate the average distance at values of $|\phi(x)|$ within an interval, data was averaged across equally spaced bins of 2.5 for values of $|\phi(x)|$. Averages for each bin are plotted at the midpoint of the bin. Points are only shown if there are at least 25 samples within the bin.

6.5 Experimental apparatus and structure of neural networks

Weights for all neural networks are initialized according to a normal distribution with zero mean and variance equal to $2/n_{in}$, where n_{in} is the number of input units in the weight tensor. No bias term is included in the neural networks. All networks consist of two fully connected hidden layers, each with n neurons (equal to number of input neurons) and activation function set to the commonly used Rectified Linear Unit (ReLU). All networks contain a single output neuron with no activation function. In the notation of section 3, this choice corresponds to $\sigma_w^2 = 2$, $\sigma_b^2 = 0$, $n_0 = n_1 = n_2 = n$ and $n_3 = 1$, and implies $F'(1) = 1$.

For analysis on MNIST data, images of hand drawn digits were converted from their 2-dimensional format (28 by 28 pixels) into a 1-dimensional vector of 784 binary inputs. The starting 8 bit pixel values were converted to binary format by determining whether the pixel value was above or below a threshold of 25. Networks were trained to determine whether the hand-drawn digit was odd or even. All networks followed the design described in the prior paragraph. Networks were trained for 20 epochs using the Adam optimizer [Kingma and Ba, 2014]; average test set accuracy of 98.8% was achieved on the 400 trained models.

Simulations were run using the python package Keras with a backend of TensorFlow [Abadi et al., 2015].

7 Conclusions

We have proved that the binary classifiers of bit strings generated by wide random deep neural networks are simple. The simplicity is captured by the following two properties. First, for $n \gg 1$, where n is the length of the string, and for any given input bit string the average Hamming distance of the closest input bit string with a different classification is at least $\sqrt{n/(2\pi \ln n)}$. Second, if the bits of the original string are randomly flipped, the average number of bit flips needed to change the classification is at least $n/4$. On the contrary, for a uniformly random binary classifier, the average Hamming distance of the closest input bit string with a different classification is one, and the average number of bit flips required to change the classification is two.

The striking consequence of our result is that the binary classifiers of strings of $n \gg 1$ bits generated by a random deep neural network lie with very high probability in a subset which is an exponentially small fraction of all the possible binary classifiers. A fundamental question is whether this property completely characterizes the set of binary classifiers that are likely to be generated by a random deep neural network, i.e., whether these binary classifiers are uniformly distributed among all the binary classifiers with the properties proved in this paper.

Our analysis of the MNIST data suggests that, for certain types of problems, the property that many bits need to be flipped in order to change the classification survives after training the network. If this property extends to general classification problems, our results could open the way to a rigorous proof of the unreasonable generalization properties of deep learning algorithms. Indeed, if the target function shares the same simplicity property, the

binary classifiers that are compatible with the training set and are simple are likely to be close to the target function.


Finally, the simplicity bias proven in this paper might shed new light on the unexpected empirical property of deep learning algorithms that the optimization over the network parameters does not suffer from bad local minima, despite the huge number of parameters and the non-convexity of the function to be optimized [Choromanska et al., 2015a, Choromanska et al., 2015b, Kawaguchi, 2016, Baity-Jesi et al., 2018].

Acknowledgements

GdP thanks the Research Laboratory of Electronics of the Massachusetts Institute of Technology for the kind hospitality in Cambridge, and Dario Trevisan for useful discussions.

GdP acknowledges financial support from the European Research Council (ERC Grant Agreements Nos. 337603 and 321029), the Danish Council for Independent Research (Sapere Aude), VILLUM FONDEN via the QMATH Centre of Excellence (Grant No. 10059), and the Marie Skłodowska-Curie Action GENIUS (Grant No. 792557).

SL and BTK were supported by IARPA, NSF, BMW under the MIT Energy Initiative, and ARO under the Blue Sky program.

 This project has received funding from the European Union’s Horizon 2020 research and innovation programme under the Marie Skłodowska-Curie grant agreement No. 792557.

References

- [Abadi et al., 2015] Abadi, M., Agarwal, A., Barham, P., Brevdo, E., Chen, Z., Citro, C., Corrado, G. S., Davis, A., Dean, J., Devin, M., Ghemawat, S., Goodfellow, I., Harp, A., Irving, G., Isard, M., Jia, Y., Jozefowicz, R., Kaiser, L., Kudlur, M., Levenberg, J., Mané, D., Monga, R., Moore, S., Murray, D., Olah, C., Schuster, M., Shlens, J., Steiner, B., Sutskever, I., Talwar, K., Tucker, P., Vanhoucke, V., Vasudevan, V., Viégas, F., Vinyals, O., Warden, P., Wattenberg, M., Wicke, M., Yu, Y., and Zheng, X. (2015). TensorFlow: Large-scale machine learning on heterogeneous systems. Software available from tensorflow.org.
- [Arora et al., 2018] Arora, S., Ge, R., Neyshabur, B., and Zhang, Y. (2018). Stronger generalization bounds for deep nets via a compression approach. *arXiv preprint arXiv:1802.05296*.
- [Arpit et al., 2017] Arpit, D., Jastrzebski, S., Ballas, N., Krueger, D., Bengio, E., Kanwal, M. S., Maharaj, T., Fischer, A., Courville, A., Bengio, Y., et al. (2017). A closer look at memorization in deep networks. In *International Conference on Machine Learning*, pages 233–242.

- [Baity-Jesi et al., 2018] Baity-Jesi, M., Sagun, L., Geiger, M., Spigler, S., Arous, G. B., Cammarota, C., LeCun, Y., Wyart, M., and Biroli, G. (2018). Comparing dynamics: Deep neural networks versus glassy systems. *arXiv preprint arXiv:1803.06969*.
- [Bartlett et al., 2017] Bartlett, P. L., Harvey, N., Liaw, C., and Mehrabian, A. (2017). Nearly-tight vc-dimension and pseudodimension bounds for piecewise linear neural networks. *arXiv preprint arXiv:1703.02930*.
- [Baum and Haussler, 1989] Baum, E. B. and Haussler, D. (1989). What size net gives valid generalization? In *Advances in neural information processing systems*, pages 81–90.
- [Blumer et al., 1987] Blumer, A., Ehrenfeucht, A., Haussler, D., and Warmuth, M. K. (1987). Occam’s razor. *Information processing letters*, 24(6):377–380.
- [Bovier, 2005] Bovier, A. (2005). Extreme values of random processes. *Lecture Notes Technische Universität Berlin*.
- [Canziani et al., 2016] Canziani, A., Paszke, A., and Culurciello, E. (2016). An analysis of deep neural network models for practical applications. *arXiv preprint arXiv:1605.07678*.
- [Catoni, 2007] Catoni, O. (2007). *Pac-Bayesian Supervised Classification: The Thermodynamics of Statistical Learning*. Institute of Mathematical Statistics lecture notes-monograph series. Institute of Mathematical Statistics.
- [Cho and Saul, 2009] Cho, Y. and Saul, L. K. (2009). Kernel methods for deep learning. In *Advances in neural information processing systems*, pages 342–350.
- [Choromanska et al., 2015a] Choromanska, A., Henaff, M., Mathieu, M., Arous, G. B., and LeCun, Y. (2015a). The loss surfaces of multilayer networks. In *Artificial Intelligence and Statistics*, pages 192–204.
- [Choromanska et al., 2015b] Choromanska, A., LeCun, Y., and Arous, G. B. (2015b). Open problem: The landscape of the loss surfaces of multilayer networks. In *Conference on Learning Theory*, pages 1756–1760.
- [Cover and Thomas, 2012] Cover, T. M. and Thomas, J. A. (2012). *Elements of Information Theory*. A Wiley-Interscience publication. Wiley.
- [Dingle et al., 2018] Dingle, K., Camargo, C. Q., and Louis, A. A. (2018). Input–output maps are strongly biased towards simple outputs. *Nature communications*, 9(1):761.
- [Dziugaite and Roy, 2017] Dziugaite, G. K. and Roy, D. M. (2017). Computing nonvacuous generalization bounds for deep (stochastic) neural networks with many more parameters than training data. *arXiv preprint arXiv:1703.11008*.
- [Dziugaite and Roy, 2018] Dziugaite, G. K. and Roy, D. M. (2018). Data-dependent pac-bayes priors via differential privacy. *arXiv preprint arXiv:1802.09583*.

- [Franco, 2006] Franco, L. (2006). Generalization ability of boolean functions implemented in feedforward neural networks. *Neurocomputing*, 70(1-3):351–361.
- [Garriga-Alonso et al., 2018] Garriga-Alonso, A., Aitchison, L., and Rasmussen, C. E. (2018). Deep convolutional networks as shallow gaussian processes. *arXiv preprint arXiv:1808.05587*.
- [Giryes et al., 2016] Giryes, R., Sapiro, G., and Bronstein, A. M. (2016). Deep neural networks with random gaussian weights: A universal classification strategy? *IEEE Trans. Signal Processing*, 64(13):3444–3457.
- [Goodfellow et al., 2016] Goodfellow, I., Bengio, Y., and Courville, A. (2016). *Deep Learning*. Adaptive computation and machine learning. MIT Press.
- [Hardt et al., 2015] Hardt, M., Recht, B., and Singer, Y. (2015). Train faster, generalize better: Stability of stochastic gradient descent. *arXiv preprint arXiv:1509.01240*.
- [Hinz and van de Geer, 2018] Hinz, P. and van de Geer, S. (2018). A framework for the construction of upper bounds on the number of affine linear regions of relu feed-forward neural networks. *arXiv preprint arXiv:1806.01918*.
- [Kawaguchi, 2016] Kawaguchi, K. (2016). Deep learning without poor local minima. In *Advances in Neural Information Processing Systems*, pages 586–594.
- [Kawaguchi et al., 2017] Kawaguchi, K., Kaelbling, L. P., and Bengio, Y. (2017). Generalization in deep learning. *arXiv preprint arXiv:1710.05468*.
- [Kingma and Ba, 2014] Kingma, D. P. and Ba, J. (2014). Adam: A method for stochastic optimization. *arXiv:1412.6980 [cs]*. arXiv: 1412.6980.
- [Kolmogorov, 1998] Kolmogorov, A. N. (1998). On tables of random numbers. *Theoretical Computer Science*, 207(2):387–395.
- [Lattimore and Hutter, 2013] Lattimore, T. and Hutter, M. (2013). No free lunch versus occams razor in supervised learning. In *Algorithmic Probability and Friends. Bayesian Prediction and Artificial Intelligence*, pages 223–235. Springer.
- [LeCun et al., 2015] LeCun, Y., Bengio, Y., and Hinton, G. (2015). Deep learning. *nature*, 521(7553):436.
- [LeCun et al., 1998] LeCun, Y., Bottou, L., Bengio, Y., and Haffner, P. (1998). Gradient-based learning applied to document recognition. *Proceedings of the IEEE*, 86(11):2278–2324.
- [Lee et al., 2017] Lee, J., Bahri, Y., Novak, R., Schoenholz, S. S., Pennington, J., and Sohl-Dickstein, J. (2017). Deep neural networks as gaussian processes. *arXiv preprint arXiv:1711.00165*.

- [Lempel and Ziv, 1976] Lempel, A. and Ziv, J. (1976). On the complexity of finite sequences. *IEEE Transactions on Information Theory*, 22(1):75–81.
- [Lever et al., 2013] Lever, G., Laviolette, F., and Shawe-Taylor, J. (2013). Tighter pac-bayes bounds through distribution-dependent priors. *Theoretical Computer Science*, 473:4–28.
- [Li and Vitanyi, 2013] Li, M. and Vitanyi, P. (2013). *An Introduction to Kolmogorov Complexity and Its Applications*. Monographs in Computer Science. Springer New York.
- [Lin et al., 2017] Lin, H. W., Tegmark, M., and Rolnick, D. (2017). Why does deep and cheap learning work so well? *Journal of Statistical Physics*, 168(6):1223–1247.
- [Matthews et al., 2018] Matthews, A. G. d. G., Rowland, M., Hron, J., Turner, R. E., and Ghahramani, Z. (2018). Gaussian process behaviour in wide deep neural networks. *arXiv preprint arXiv:1804.11271*.
- [McAllester, 1999] McAllester, D. A. (1999). Some pac-bayesian theorems. *Machine Learning*, 37(3):355–363.
- [Mnih et al., 2015] Mnih, V., Kavukcuoglu, K., Silver, D., Rusu, A. A., Veness, J., Bellemare, M. G., Graves, A., Riedmiller, M., Fidjeland, A. K., Ostrovski, G., et al. (2015). Human-level control through deep reinforcement learning. *Nature*, 518(7540):529.
- [Montufar et al., 2014] Montufar, G. F., Pascanu, R., Cho, K., and Bengio, Y. (2014). On the number of linear regions of deep neural networks. In *Advances in neural information processing systems*, pages 2924–2932.
- [Morcos et al., 2018] Morcos, A. S., Barrett, D. G., Rabinowitz, N. C., and Botvinick, M. (2018). On the importance of single directions for generalization. *arXiv preprint arXiv:1803.06959*.
- [Neyshabur et al., 2017a] Neyshabur, B., Bhojanapalli, S., McAllester, D., and Srebro, N. (2017a). Exploring generalization in deep learning. In *Advances in Neural Information Processing Systems*, pages 5947–5956.
- [Neyshabur et al., 2017b] Neyshabur, B., Bhojanapalli, S., McAllester, D., and Srebro, N. (2017b). A pac-bayesian approach to spectrally-normalized margin bounds for neural networks. *arXiv preprint arXiv:1707.09564*.
- [Neyshabur et al., 2018] Neyshabur, B., Li, Z., Bhojanapalli, S., LeCun, Y., and Srebro, N. (2018). Towards understanding the role of over-parametrization in generalization of neural networks. *arXiv preprint arXiv:1805.12076*.
- [Neyshabur et al., 2014] Neyshabur, B., Tomioka, R., and Srebro, N. (2014). In search of the real inductive bias: On the role of implicit regularization in deep learning. *arXiv preprint arXiv:1412.6614*.

- [Novak et al., 2018] Novak, R., Bahri, Y., Abolafia, D. A., Pennington, J., and Sohl-Dickstein, J. (2018). Sensitivity and generalization in neural networks: an empirical study. *arXiv preprint arXiv:1802.08760*.
- [Pascanu et al., 2013] Pascanu, R., Montufar, G., and Bengio, Y. (2013). On the number of response regions of deep feed forward networks with piece-wise linear activations. *arXiv preprint arXiv:1312.6098*.
- [Pennington et al., 2018] Pennington, J., Schoenholz, S., and Ganguli, S. (2018). The emergence of spectral universality in deep networks. In *International Conference on Artificial Intelligence and Statistics*, pages 1924–1932.
- [Poole et al., 2016] Poole, B., Lahiri, S., Raghu, M., Sohl-Dickstein, J., and Ganguli, S. (2016). Exponential expressivity in deep neural networks through transient chaos. In *Advances in neural information processing systems*, pages 3360–3368.
- [Radford et al., 2015] Radford, A., Metz, L., and Chintala, S. (2015). Unsupervised representation learning with deep convolutional generative adversarial networks. *arXiv preprint arXiv:1511.06434*.
- [Raghu et al., 2016] Raghu, M., Poole, B., Kleinberg, J., Ganguli, S., and Sohl-Dickstein, J. (2016). On the expressive power of deep neural networks. *arXiv preprint arXiv:1606.05336*.
- [Rissanen, 1978] Rissanen, J. (1978). Modeling by shortest data description. *Automatica*, 14(5):465–471.
- [Schmidhuber, 1997] Schmidhuber, J. (1997). Discovering neural nets with low kolmogorov complexity and high generalization capability. *Neural Networks*, 10(5):857–873.
- [Schmidhuber, 2015] Schmidhuber, J. (2015). Deep learning in neural networks: An overview. *Neural networks*, 61:85–117.
- [Schoenholz et al., 2016] Schoenholz, S. S., Gilmer, J., Ganguli, S., and Sohl-Dickstein, J. (2016). Deep information propagation. *arXiv preprint arXiv:1611.01232*.
- [Soudry et al., 2017] Soudry, D., Hoffer, E., and Srebro, N. (2017). The implicit bias of gradient descent on separable data. *arXiv preprint arXiv:1710.10345*.
- [Stroock and Varadhan, 2007] Stroock, D. W. and Varadhan, S. R. S. (2007). *Multidimensional Diffusion Processes*. Classics in Mathematics. Springer Berlin Heidelberg.
- [Sun et al., 2016] Sun, S., Chen, W., Wang, L., Liu, X., and Liu, T.-Y. (2016). On the depth of deep neural networks: A theoretical view. In *AAAI*, pages 2066–2072.
- [Valle Pérez et al., 2018] Valle Pérez, G., Louis, A. A., and Camargo, C. Q. (2018). Deep learning generalizes because the parameter-function map is biased towards simple functions. *arXiv preprint arXiv:1805.08522*.

- [Vapnik, 2013] Vapnik, V. (2013). *The Nature of Statistical Learning Theory*. Springer New York.
- [Wolpert, 2018] Wolpert, D. H. (2018). The relationship between pac, the statistical physics framework, the bayesian framework, and the vc framework. In *The mathematics of generalization*, pages 117–214. CRC Press.
- [Wu et al., 2017] Wu, L., Zhu, Z., and Weinan, E. (2017). Towards understanding generalization of deep learning: Perspective of loss landscapes. *arXiv preprint arXiv:1706.10239*.
- [Zhang et al., 2016] Zhang, C., Bengio, S., Hardt, M., Recht, B., and Vinyals, O. (2016). Understanding deep learning requires rethinking generalization. *arXiv preprint arXiv:1611.03530*.
- [Ziv and Lempel, 1977] Ziv, J. and Lempel, A. (1977). A universal algorithm for sequential data compression. *IEEE Transactions on Information Theory*, 23(3):337–343.