

Atomic antiferromagnetic domain wall propagation beyond the relativistic limit

Huanhuan Yang¹, H.Y. Yuan^{2,*}, Ming Yan³, and Peng Yan^{1†}

¹*School of Electronic Science and Engineering and State Key Laboratory of Thin Films and Integrated Devices, University of Electronic Science and Technology of China, Chengdu 610054, China*

²*Department of Physics, Southern University of Science and Technology, Shenzhen 518055, Guangdong, China and*

³*Department of Physics, Shanghai University, Shanghai 200444, China*

(Dated: December 27, 2018)

We theoretically investigate the dynamics of atomic domain walls (DWs) in antiferromagnets driven by a spin-orbit field. For a DW with the width of a few lattice constants, we identify a Peierls-like pinning effect, with the depinning field exponentially decaying with the DW width, so that a spin-orbit field moderately larger than the threshold can drive the propagation of an atomic DW in a step-wise manner. For a broad DW, the Peierls pinning is negligibly small. However, the external spin-orbit field can induce a fast DW propagation, accompanied by a significant shrinking of its width down to atomic scales. Before stepping into the pinning region, noticeable spin waves are emitted at the tail of the DW. The spin-wave emission event not only broadens the effective width of the DW, but also pushes the DW velocity over the magnonic barrier, which is generally believed to be the relativistic limit of the DW speed. While the existing dynamic theory based on the continuum approximation fails in the atomic scale, we develop an energy conversion theory to interpret the DW dynamics beyond the relativistic limit.

Introduction.—Understanding the domain wall (DW) dynamics in magnetic nanowires is of particular importance for both fundamental interest and application potential in spintronic devices [1, 2]. In ferromagnets, the DW can be driven by an external field through the dissipation of Zeeman energy [3, 4], by an electric current through the spin transfer torque (STT) [5–8] and/or the spin-orbit torque (SOT) [9–11], and by a spin wave [12–14] and/or a thermal gradient through the magnonic angular momentum transfer [15–18]. The DW velocity typically increases with the external driving force at first and then drastically decreases over a critical value, known as the Walker breakdown [3, 19], because the transverse anisotropy fails to compete with the external force to sustain a stable planar DW propagation. Such a breakdown largely limits the maximum DW speed and therefore hinders the application potential [20], although a cylindrical geometry [21] was recently proposed to overcome this issue, but yet to be realized experimentally.

Antiferromagnetic DW is superior to its ferromagnetic counterpart because of the absence of the breakdown. Its propagation speed can keep increasing until the magnon velocity close to tens of kilometers per second [22, 23]. It has been shown that the DW width significantly shrinks when its velocity approaches the magnonic barrier, known as the Lorentz contraction effect [24–26]. The antiferromagnetic DW dynamics thus resembles the relativistic motion of a classical particle. However, the DW width should be limited by the intrinsic lattice constant due to the discrete nature of the crystal. Then it is intriguing to ask whether there is a generic cut-off of DW velocity in the antiferromagnet crystal. The static and dynamic properties of atomic DWs in ferromagnets have been well studied [27–29]. However, the antiferromagnetic DW in such atomic scales receives little attention by the community.

In this work, we take the first step to theoretically study the behaviors of atomic antiferromagnetic DWs under a spin-orbit field. For a static DW in atomic scales, a generic pinning effect is identified in a clean system without any disorders or defects, which originates from the Peierls-like potential. The critical field for a DW propagation scales exponentially with the DW width. For a dynamic case, we find that the DW velocity is not limited by such an intrinsic pinning. Surprisingly, it could move even faster than the magnon velocity, which is in sharp contrast to general belief. Detailed analysis uncovers the critical role of strong spin-wave excitations accompanying the DW tail.

Model and main results.—We consider a two-sublattice antiferromagnet with easy-axis along the longitudinal direction (z -axis) as shown in Fig. 1(a). A head-to-head DW locates at the center of the system initially and then is driven to move under the action of a Néel field ($\mathbf{H}_a = -\mathbf{H}_b = H\mathbf{e}_z$) from the spin-orbit coupling [22, 30]. Figure 1(b) shows the DW velocity as a function of field strength H at various anisotropies while the inset shows the anisotropy dependence of the DW width. Two important features can be identified: (i) When the anisotropy of the system is stronger than ~ 4 meV, there exists an intrinsic pinning field. (ii) At smaller anisotropies, the DW velocity keeps increasing with field and goes beyond the magnonic barrier (indicated by the dashed line), instead of being saturated, in sharp contrast to common wisdom. Below, we examine these two features in details.

Intrinsic pinning.—Let us first prove that the intrinsic pinning is absent in a continuum theory, by starting from

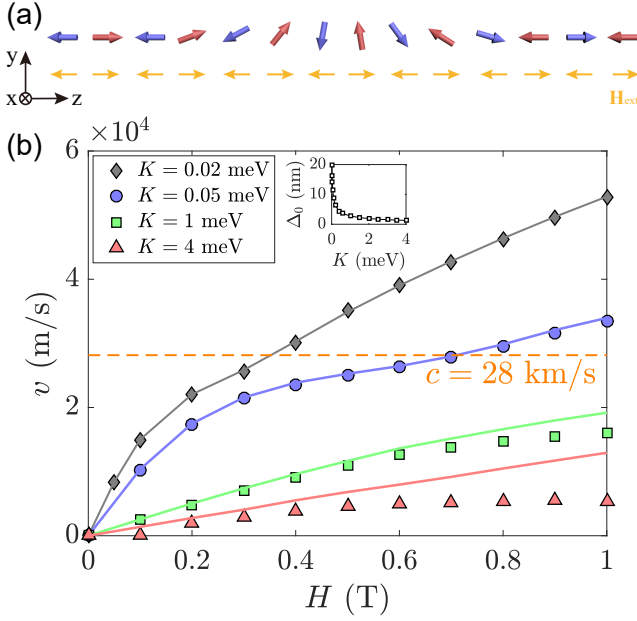


FIG. 1: (a) Schematic illustration of a two-sublattice antiferromagnet. The red and blue arrows represent the magnetic moment on each sublattice, respectively. Yellow arrows indicate the spin-orbit field. (b) The field dependence of the DW velocity for $K = 0.02$ meV (gray rhombuses), 0.05 meV (blue dots), 1 meV (green squares), and 4 meV (red triangles). The orange dashed line represents the relativistic limit. (Inset) DW width as a function of the magnetic anisotropy.

the Heisenberg Hamiltonian

$$H_t = J \sum_{\langle i,j \rangle} \mathbf{S}_{ai} \cdot \mathbf{S}_{bj} - K \sum_i (\mathbf{S}_{ai,z}^2 + \mathbf{S}_{bi,z}^2) - \sum_i (\mathbf{S}_{ai} \cdot \mathbf{H}_a + \mathbf{S}_{bi} \cdot \mathbf{H}_b), \quad (1)$$

where \mathbf{S}_{ai} (\mathbf{S}_{bj}) ($|\mathbf{S}_{ai}| = |\mathbf{S}_{bj}| = S$) are the spins on sublattices a (b). $\langle i,j \rangle$ denotes the nearest-neighboring sites. The first, second, and third terms in Eq. (1) are the exchange coupling ($J > 0$), magnetic anisotropy ($K > 0$), and Zeeman energy, respectively.

In terms of the magnetization $\mathbf{m} \equiv (\mathbf{S}_{ai} + \mathbf{S}_{bi})/2S$ and the stagger order, $\mathbf{n} \equiv (\mathbf{S}_{ai} - \mathbf{S}_{bi})/2S$, the Hamiltonian density \mathcal{H} in continuum limit ($H_t \equiv \int (dz/d)\mathcal{H}$) is given by [25, 31],

$$\mathcal{H} = \frac{a}{2} \mathbf{m}^2 + \frac{A}{2} (\partial_z \mathbf{n})^2 - \frac{K_z}{2} n_z^2 + L \mathbf{m} \cdot \partial_z \mathbf{n} - 2\mathbf{n} \cdot \mathbf{H}, \quad (2)$$

where $a \equiv 8JS^2$ and $A \equiv d^2JS^2$ are, respectively, homogeneous and inhomogeneous exchange constants with d the lattice constant, $K_z \equiv 4KS^2$, and $L \equiv 2dJS^2$ breaks the parity symmetry and results in a net magnetic moment inside the AFM DW [32, 33].

Minimizing the Hamiltonian with respect to the order

parameters leads to the following equation,

$$\frac{A}{2} \frac{\partial^2 \theta}{\partial z^2} - K_z \sin \theta \cos \theta - 2H \sin \theta = 0, \quad (3)$$

where θ is the polar angle of the stagger order in spherical coordinates. In the absence of external field, this equation naturally gives the Walker profile [3]: $\ln \tan(\theta/2) = z/\Delta_0$ with $\Delta_0 = \sqrt{A/2K_z}$ the static DW width. With external field, we can integrate both sides of the equation and find that H should be zero to validate Eq. (3), which apparently contradicts with the finite field assumption. This implies that the Eq. (3) cannot be true under finite fields, i.e., a DW will always move in a clean system without any disorders or notches.

Note that the absence of pinning is purely concluded from the continuum model, which is well justified only if the length scale of the magnetic structure is much larger than the lattice constant, i.e., $\Delta_0 \gg d$. This is not essentially true for atomic DWs. To illustrate this point, we plot the energy of the system as a function of DW position in Fig. 2(a), for various DW width. Clearly, as the DW width approaches the lattice constant, the DW energy becomes strongly dependent on the DW position, which provides a generic pinning potential for the DW motion, known as the magnetic Peierls potential [27]. The static profile of DWs should be the solution of $\delta H_t / \delta S_i = 0$, i.e.,

$$\begin{aligned} J(S_{b,i-1} + S_{b,i}) - 2KS_{ai} - H &= 0, \\ J(S_{a,i-1} + S_{a,i}) - 2KS_{bi} + H &= 0. \end{aligned} \quad (4)$$

The inset of Fig. 2(a) shows the spin configuration obtained by numerically solving Eqs. (4), where the DW center locates between two nearest cells, i.e., the DW is trapped at the potential well in the energy landscape. This explains why there exists an intrinsic pinning for a static DW. Figure 2(b) shows that the pinning potential scales exponentially with the DW width with a constant period D : $\Delta E = \Delta E_0 \exp[-\Delta_0/(\zeta D)]$, where $\Delta E_0 = 293$ meV and $\zeta = 0.12$ are two fitting parameters. Figure 2(c) plots the DW-width dependence of the depinning field, which can also be well described by the exponential function $H_c = H_{c0} \exp[-\Delta_0/(\zeta D)]$ with coefficients $H_{c0} = 986$ T and $\zeta = 0.14$.

Naturally, it is expected that a DW should move in a step-wise manner in such a periodic potential, which is indeed the case as shown in Fig. 2(d). Similar behavior for ferromagnetic DWs has been theoretically predicted and experimentally verified [27, 28]. For a wide DW, the step-wise trajectory disappears.

Beyond the magnonic barrier.—Next we go to the dynamics of atomically narrow DWs. The trivial case is an atomically narrow DW trapped by the Peierls potential. However, the highly nontrivial case is that a wide DW could drastically shrink its width to an atomic scale as its speed approaches the relativistic limit, due to the

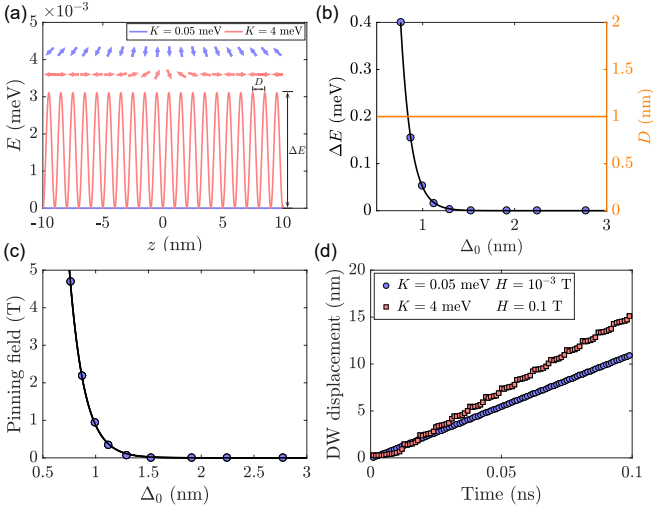


FIG. 2: (a) The Peierls-like energy profile of the DW when the DW center is placed at different positions of the nanowire for $K = 0.05$ meV (blue line) and $K = 4$ meV (red curve), respectively. (Inset) The corresponding spin profile of the static domain wall. (b) The potential depth (blue dots) and period (orange line) as a function of DW width. (c) The scaling of the pinning field as a function of DW width. The black curve is the theoretical fitting. (d) The time dependence of DW displacement for $K = 0.05$ meV (blue dots) and $K = 4$ meV (red squares), respectively. The DW position is defined as the position of spin with $n_y = 1$.

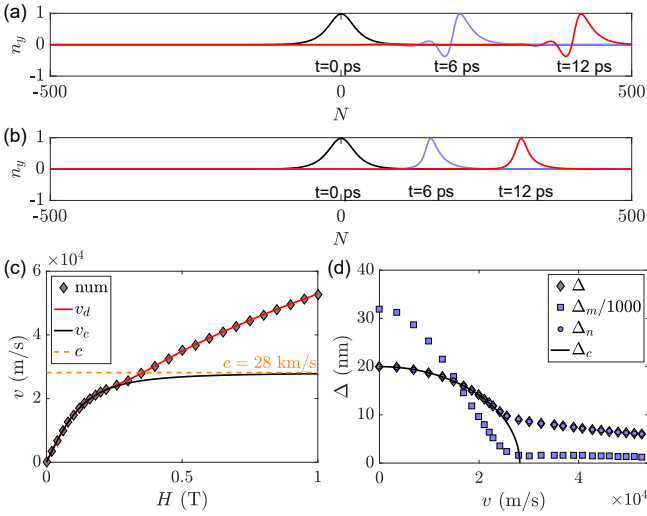


FIG. 3: (a) The profiles of magnetic structures at $t = 0, 6, 12$ ps, for $H = 0.5$ T (a) and 0.3 T (b), respectively. (c) Domain wall velocity as a function of the field. Symbols are numerical results and the red and black curves represent the prediction of a discrete model and continuous model, respectively. The subscripts of v_d and v_c refer to the prediction of discrete and continuous model, respectively. The orange dashed line is the magnon velocity in this system. The parameters are $\Delta_0 = 20$ nm and $\alpha = 0.02$. (d) The velocity dependence of the DW width.

Lorentz contraction. In what follows, we focus on the latter case.

As briefly introduced in Fig. 1(b), the DW could propagate beyond the relativistic limit (or magnonic barrier), which suggests that the intrinsic pinning from the discrete lattice does not play a significant role for dynamical DWs. To probe this propagation mode, we plot the spin configurations at different times in Fig. 3(a), with two important features: (i) The magnetic structure behaves as a soliton or rigid-body that keeps its shape unchanged during the stable propagation. (ii) The magnetization profile is no longer the Walker solution, where significant spin-wave packets are emitted only at the tail of the wall. As a comparison, Fig. 3(b) shows the case without spin-wave emission when the DW velocity is well below the magnonic barrier. The DW dynamics above/below the relativistic limit is reminiscent of the spin Cherenkov effect in a ferromagnetic cylinder [34].

Before presenting our theory on the DW motion beyond the magnonic limit, we first discuss the analytics in the continuous limit, where the steady DW motion obeys the sine-Gordon equation [25]

$$\frac{1}{c^2} \frac{\partial^2 \varphi}{\partial t^2} - \frac{\partial^2 \varphi}{\partial z^2} + \frac{1}{\Delta_0^2} \sin \varphi = 0, \quad (5)$$

with $\varphi = 2\theta$ and $c = \gamma\sqrt{Aa/2}$ the magnon velocity. The 1-soliton solution (DW) takes the general form $\varphi = 4 \arctan \exp[(z - vt)/\Delta]$ with $\Delta = \Delta_0 \sqrt{1 - v^2/c^2}$. Then one can immediately see that the maximum speed of the soliton is the magnon velocity when the DW width approaches zero. Our results obviously cannot be explained by the sine-Gordon theory. Tracing the numerical findings shown in Fig. 3(a), the spatial extension of DW has reached atomic scales at high speeds, such that the spatial differential operators in Eq. (2) and Eq. (5) become not well defined to replace the difference operators in Eq. (1).

It suggests us to abandon the continuous Hamiltonian (2) and the sine-Gordon equation (5) as well. The new starting point is the energy conversion and its conservation. Regardless of the detailed DW profile, the change rate of the Zeeman energy during the DW propagation should be equal to the magnetic energy dissipation rate through the Gilbert damping, i.e.,

$$-2HM_s v = -\frac{\alpha M_s}{2\gamma} \sum_i \left[\left(\frac{\partial \mathbf{S}_{ai}}{\partial t} \right)^2 + \left(\frac{\partial \mathbf{S}_{bi}}{\partial t} \right)^2 \right], \quad (6)$$

where the sum is taken over all atoms. For a rigid-body motion, we have $\partial_t \mathbf{S}_{\mu i} = -\mathbf{v} \cdot \nabla_l \mathbf{S}_{\mu i}$, where $\mu = a, b$, and ∇_l is the first-order difference operator as $\nabla_l \mathbf{S}_{\mu i} = (\mathbf{S}_{\mu i} - \mathbf{S}_{\mu i-1})/d$. Then we can explicitly express the DW velocity as

$$v = \frac{\gamma H \Delta_{\text{eff}}}{\alpha}, \text{ with } \Delta_{\text{eff}} = 4 \left[\sum_{\mu i} (\nabla_l \mathbf{S}_{\mu i})^2 \right]^{-1}. \quad (7)$$

In the wide DW limit ($\Delta_{\text{eff}} \gg d$), we can replace the sum by the integral and the magnetic moments by the magnetization order and the stagger order, and we obtain $\Delta_{\text{eff}}^{-1} = 2 \int_{\Omega} [(\partial_z \mathbf{m})^2 + (\partial_z \mathbf{n})^2] dz$. By disregarding the quadratic term of the magnetization and adopting the Walker approximation, we can show $\Delta_{\text{eff}} = 2 / \int_{\Omega} (\partial_z \mathbf{n})^2 dz = \Delta$. Combining the Lorentz contraction $\Delta = \Delta_0 \sqrt{1 - v^2/c^2}$ with the velocity expression $v = \gamma H \Delta / \alpha$, we obtain the DW velocity as $v = c \gamma H \Delta_0 / \sqrt{\gamma^2 H^2 \Delta_0^2 + \alpha^2 c^2}$ which increases as the spin-orbit field increases but finally saturates [as plotted by the black curve in Fig. 3(c)].

When $\Delta_{\text{eff}} \sim d$, the above velocity formula is not applicable, but Eq. (7) still holds. Figure 3(c) shows that the theoretical formula (red curve) compares perfectly with numerical results over the entire spin-orbit field regime. To clarify the variation of whether the magnetization or the stagger order dominates the DW velocity in high fields, we define two DW width Δ_n and Δ_m in terms of $\Delta_m = 2 \left[\sum_i (\nabla_l \mathbf{m}_i)^2 \right]^{-1}$, $\Delta_n = 2 \left[\sum_i (\nabla_l \mathbf{n}_i)^2 \right]^{-1}$. Then the DW velocity can be rewritten as

$$v = \frac{\gamma H}{\alpha} \left(\frac{1}{\Delta_m} + \frac{1}{\Delta_n} \right)^{-1}. \quad (8)$$

Figure 3(d) shows that Δ_m is almost three orders of magnitude larger than Δ_n , and its contribution to the DW propagation can therefore be neglected. Moreover, Δ_n in the high velocity regime approaches a constant value around 5 nm instead of zero as predicted by the continuum field theory. This difference comes from the spin-wave excitation at the tail of an atomic DW, which effectively broadens the DW width.

Discussions and Conclusions.—Firstly, we would like to compare our results with the supermagnonic observation in a cylindrical ferromagnetic nanowire, where spin waves are emitted both in the front and tail of the DWs with different frequency but share an equal phase velocity [34]. In our case, spin waves are only emitted at the tail of the DW. This difference can be understood from the distinct nature of ferromagnetic and antiferromagnetic spin-wave dispersions, as shown in Figs. 4(a) and (b). In a ferromagnet, there exist two spin-wave modes for a given phase speed (DW speed) while the group velocity of the high (low) frequency mode is larger (smaller) than the DW speed [as plotted in Fig. 4(c)]. Hence the high-frequency mode runs in front of the DW while the low-frequency one lags behind. For an antiferromagnet, only one spin-wave mode exists at a given phase speed and its group velocity is always smaller than its phase velocity (DW speed) [see Fig. 4(d)]. So it is always lagged behind the wall. Further, from the perspective of materials, a cylindrical geometry is required to eliminate the Walker breakdown effect and to accelerate the DW into the magnonic regime, while it is still a challenge

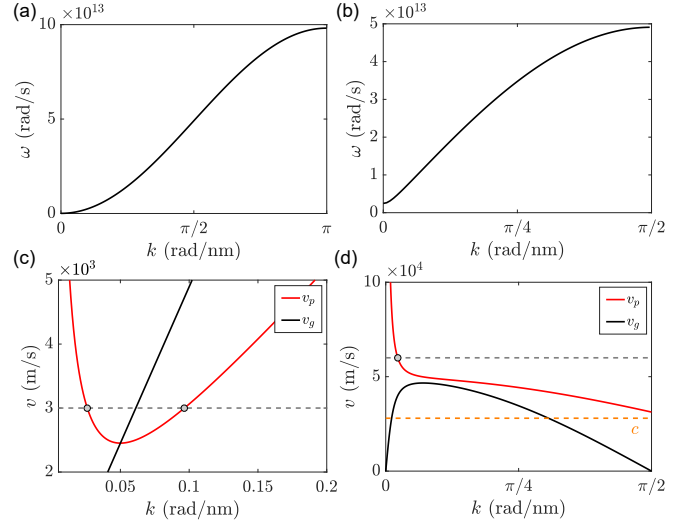


FIG. 4: Spin-wave spectrum in ferromagnets (a) and antiferromagnets (b). k -dependence of the phase velocity (red curve) and the group velocity (black curve) for ferromagnetic (c) and antiferromagnetic spin-waves (d), respectively. Parameters $J = 16$ meV and $K = 0.02$ meV are used for both ferromagnets and antiferromagnets, for a fair comparison. The black (orange) dashed lines refers to a speed beyond (at) the relativistic limit [35].

to make perfect cylindrical magnetic wire and to detect the nanoscale DW motions in particular. However, for antiferromagnets, a planar film is sufficient to reach this magnonic regime with a typical DW velocity as high as several tens of km/s, 10 times faster than the speed in ferromagnets.

Secondly, the dissipation mechanism of spins is a long-lasting issue in general magnetism. Recent first-principles calculations on metallic antiferromagnets shows that the damping through the magnetization order (α_m) could be 2-3 orders of magnitude stronger than that through the stagger order (α_n) [36, 37]. One of the present authors contributes to this outstanding finding by uncovering the role of inter-sublattice spin pumping effect α_c [36, 38], where $\alpha_m = \alpha + \alpha_c$ and $\alpha_n = \alpha - \alpha_c$. Following the energy conversion and conservation approach, we envision the general form of DW velocity as $v = \gamma H (\alpha_m / \Delta_m + \alpha_n / \Delta_n)^{-1}$. Then the term α_m / Δ_m could be comparable with α_n / Δ_n , if $\alpha_c \sim \alpha$. Our result thus suggests a new route to determine the damping parameters by measuring the atomic DW propagation velocity in experiments.

In conclusion, we have investigated both the static and the dynamic behaviors of atomic DWs in antiferromagnets. An intrinsic pinning effect for the atomic DW was identified, due to the discrete nature of crystal lattices instead of disorders or defects. A dynamic subatomic DW is influenced very little by this pinning effect and its velocity could go beyond the relativistic limit. An energy

conversion and conservation theory beyond the conventional sine-Gordon approach was developed to explain the numerical findings. Our results provide a new way to experimentally resolve the magnetization damping and stagger order damping in antiferromagnets.

Acknowledgments.—HYY is financially supported by National Natural Science Foundation of China (NSFC) Grants (No. 61704071). PY was partially supported by NSFC Grant (No. 11604041). MY is supported by NSFC Grant (No. 11774218).

* yuanhy@sustc.edu.cn

† yan@uestc.edu.cn

- [1] D.A. Allwood, G. Xiong, C.C. Faulkner, D. Atkinson, D. Petit, and R.P. Cowburn, Magnetic Domain-Wall Logic, *Science* **309**, 1688 (2005).
- [2] S.S.P. Parkin, M. Hayashi, and L. Thomas, Magnetic Domain-Wall Racetrack Memory, *Science* **320**, 190 (2008).
- [3] N.L. Schryer and L.R. Walker, The motion of 180° domain walls in uniform dc magnetic fields, *J. Appl. Phys.* **45**, 5406 (1974).
- [4] X.R. Wang, P. Yan, J. Lu, and C. He, Magnetic field driven domain-wall propagation in magnetic nanowires, *Ann. Phys.* **324**, 1815 (2009).
- [5] S. Zhang and Z. Li, Roles of Nonequilibrium Conduction Electrons on the Magnetization Dynamics of Ferromagnets, *Phys. Rev. Lett.* **93**, 127204 (2004).
- [6] G. Tatara and H. Kohno, Theory of Current-Driven Domain Wall Motion: Spin Transfer versus Momentum Transfer, *Phys. Rev. Lett.* **92**, 086601 (2004).
- [7] A. Thiaville, Y. Nakatani, J. Miltat, and Y. Suzuki, Micromagnetic understanding of current-driven domain wall motion in patterned nanowires, *Europhys. Lett.* **69**, 990 (2005).
- [8] M. Kläui, P.-O. Jubert, R. Allenspach, A. Bischof, J.A.C. Bland, G. Faini, U. Rüdiger, C.A.F. Vaz, L. Vila, and C. Vuille, Direct Observation of Domain-Wall Configurations Transformed by Spin Currents, *Phys. Rev. Lett.* **95**, 026601 (2005).
- [9] A. Manchon and S. Zhang, Theory of spin torque due to spin-orbit coupling, *Phys. Rev. B* **79**, 094422 (2009).
- [10] I.M. Miron, T. Moore, H. Szambolics, L.D. Buda-Prejbeanu, S. Auffret, B. Rodmacq, S. Pizzini, J. Vogel, M. Bonfim, A. Schuhl, and G. Gaudin, Fast current-induced domain-wall motion controlled by the Rashba effect, *Nat. Mater.* **10**, 419 (2011).
- [11] S. Emori, U. Bauer, S.-M. Ahn, E. Martinez, and G.S.D. Beach, Current-driven dynamics of chiral ferromagnetic domain walls, *Nat. Mater.* **12**, 611 (2013).
- [12] P. Yan, X.S. Wang, and X.R. Wang, All-Magnonic Spin-Transfer Torque and Domain Wall Propagation, *Phys. Rev. Lett.* **107**, 177207 (2011).
- [13] X.S. Wang, P. Yan, Y.H. Shen, G.E.W. Bauer, and X.R. Wang, Domain Wall Propagation through Spin Wave Emission, *Phys. Rev. Lett.* **109**, 167209 (2012).
- [14] W. Wang, M. Albert, M. Beg, M.-A. Bisotti, D. Chernyshenko, D. Cortés-Ortuño, I. Hawke, and H. Fangohr, Magnon-Driven Domain-Wall Motion with the Dzyaloshinskii-Moriya Interaction, *Phys. Rev. Lett.* **114**, 087203 (2015).
- [15] A.A. Kovalev and Y. Tserkovnyak, Thermomagnonic spin transfer and Peltier effects in insulating magnets, *Europhys. Lett.* **97**, 67002 (2012).
- [16] W. Jiang, P. Upadhyaya, Y. Fan, J. Zhao, M. Wang, L.-T. Chang, M. Lang, K.L. Wong, M. Lewis, Y.-T. Lin, J. Tang, S. Cherepov, X. Zhou, Y. Tserkovnyak, R.N. Schwartz, and K.L. Wang, Direct Imaging of Thermally Driven Domain Wall Motion in Magnetic Insulators, *Phys. Rev. Lett.* **110**, 177202 (2013).
- [17] X.S. Wang and X.R. Wang, Thermodynamic theory for thermal-gradient-driven domain-wall motion, *Phys. Rev. B* **90**, 014414 (2014).
- [18] F. Schlickeiser, U. Ritzmann, D. Hinzke, and U. Nowak, Role of Entropy in Domain Wall Motion in Thermal Gradients, *Phys. Rev. Lett.* **113**, 097201 (2014).
- [19] H.Y. Yuan, Z. Yuan, K. Xia, and X.R. Wang, Influence of nonlocal damping on the field-driven domain wall motion, *Phys. Rev. B* **94**, 064415 (2016).
- [20] G. Beach, Beyond the speed limit, *Nat. Mater.* **9**, 959 (2010).
- [21] M. Yan, A. Kákay, S. Gliga, and R. Hertel, Beating the Walker Limit with Massless Domain Walls in Cylindrical Nanowires, *Phys. Rev. Lett.* **104**, 057201 (2010).
- [22] O. Gomonay, T. Jungwirth, and J. Sinova, High Antiferromagnetic Domain Wall Velocity Induced by Néel Spin-Orbit Torques, *Phys. Rev. Lett.* **117**, 017202 (2016).
- [23] T. Shiino, S.H. Oh, P.M. Haney, S.-W. Lee, G. Go, B.-G. Park, and K.-J. Lee, Antiferromagnetic Domain Wall Motion Driven by Spin-Orbit Torques, *Phys. Rev. Lett.* **117**, 087203 (2016).
- [24] F.D.M. Haldane, Nonlinear Field Theory of Large-Spin Heisenberg Antiferromagnets: Semiclassically Quantized Solitons of the One-Dimensional Easy-Axis Néel State, *Phys. Rev. Lett.* **50**, 1153 (1983).
- [25] H.Y. Yuan, W. Wang, Man-Hong Yung, and X.R. Wang, Classification of magnetic forces acting on an antiferromagnetic domain wall, *Phys. Rev. B* **97**, 214434 (2018).
- [26] S.K. Kim, Y. Tserkovnyak, and O. Tchernyshyov, Propulsion of a domain wall in an antiferromagnet by magnons, *Phys. Rev. B* **90**, 104406 (2014); *Phys. Rev. B* **91**, 099904(E) (2015).
- [27] H.R. Hilzinger, and H. Kronmüller, Spin Configuration and Intrinsic Coercive Field of Narrow Domain Walls in Co_5R -Compounds, *Phys. Status Solidi* **54**, 593 (1972).
- [28] K.S. Novoselov, A.K. Geim, S.V. Dubonos, E.W. Hill, and I.V. Grigorieva, Subatomic movements of a domain wall in the Peierls potential, *Nature (London)* **426**, 812 (2003).
- [29] P. Yan and G.E.W. Bauer, Magnonic Domain Wall Heat Conductance in Ferromagnetic Wires, *Phys. Rev. Lett.* **109**, 087202 (2012).
- [30] J. Železný, H. Gao, K. Výborný, J. Zemen, J. Mašek, A. Manchon, J. Wunderlich, J. Sinova, and T. Jungwirth, Relativistic Néel-Order Fields Induced by Electrical Current in Antiferromagnets, *Phys. Rev. Lett.* **113**, 157201 (2014).
- [31] E.G. Tveten, T. Müller, J. Linder, and A. Brataas, Intrinsic magnetization of antiferromagnetic textures, *Phys. Rev. B* **93**, 104408 (2016).
- [32] N. Papanicolaou, Antiferromagnetic domain walls, *Phys. Rev. B* **51**, 15062 (1995).
- [33] H.Y. Yuan, Man-Hong Yung, and X.R. Wang, Emergence

- of antiferromagnetic quantum domain walls, [Phys. Rev. B **98**, 060407\(R\) \(2018\)](#).
- [34] M. Yan, C. Andreas, A. Kákay, F. Garcia-Sánchez, and R. Hertel, Fast domain wall dynamics in magnetic nanotubes: Suppression of Walker breakdown and Cherenkov-like spin wave emission, [Appl. Phys. Lett. **99**, 122505 \(2011\)](#).
- [35] Here there is a little difference between the minimum phase velocity of spin waves ($v_{p,\min} = 31$ km/s) and the conventional definition of magnon velocity ($c = 28.2$ km/s). It comes from the weak anisotropy, which is omitted in defining c [24].
- [36] Q. Liu, H.Y. Yuan, K. Xia, and Z. Yuan, Mode-dependent damping in metallic antiferromagnets due to intersublattice spin pumping, [Phys. Rev. Mater. **1**, 061401\(R\) \(2017\)](#).
- [37] F. Mahfouzi and N. Kioussis, Damping and anti-damping phenomena in metallic antiferromagnets: an ab-initio study, [arXiv:1812.02844v1](#).
- [38] H.Y. Yuan, Q. Liu, K. Xia, Z. Yuan and X.R. Wang, Proper dissipative torques in antiferromagnetic dynamics, [arXiv:1801.00217v1](#).