

Distributed Economic Dispatch for Energy Internet Based on Multi-Agent Consensus Control

Wushun Chen and Tao Li, *Senior Member, IEEE*

Abstract—We consider the economic dispatch (ED) for an Energy Internet composed of energy routers (ERs), interconnected microgrids and main grid. The microgrid consists of several bus nodes associated with distributed generators (DGs) and intelligent control units (ICUs). We propose a distributed ED algorithm for the grid-connected microgrid, where each ICU iterates the incremental cost of each DG and the estimation for the average power mismatch of the whole microgrid by leader-following and average consensus algorithms, respectively. The energy router iterates the incremental power exchanged with the distribution system. By constructing an auxiliary consensus system, we prove that if the network topology of the Energy Internet contains a spanning tree with the energy router as the root and there is a path from each bus node to the energy router, then the incremental costs of all DGs converge to the electricity price of the distribution system, the power supply and demand achieves balance and the ED achieves optimal asymptotically. Furthermore, we propose an autonomous distributed ED algorithm covering both grid-connected and isolated modes of the microgrid by feeding back the estimated average power mismatch for updating the incremental costs. It is proved that if the network topology of the microgrid is connected and there exists a bus node bi-directionally neighboring the energy router, then the microgrid can switch between the two modes reliably. The simulation results demonstrate the effectiveness of the proposed algorithms.

Index Terms—Economic dispatch, Energy Internet, Multi-agent system, Consensus algorithm, Energy router.

I. INTRODUCTION

RENEWABLE power generation technologies, such as wind and solar power generation, are promoted and used more and more widely, which can relieve the shortage of fossil energy and the pressure of the environment. However, the characteristics of these renewable energy generations such as intermittency and uncertainty pose great challenges to the control and optimization of power systems [1], [2]. For distributed generation of renewable energy sources, microgrids are really flexible and efficient. A microgrid is composed of distributed generators (DGs), energy storage devices, loads, and intelligent control units (ICUs), which is widely used for the grid planning and optimization control of the integration of numerous and diverse renewable energy generators. In

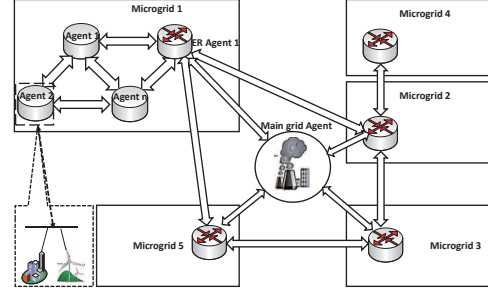


Fig. 1. An Energy Internet based on multi-agent systems.

recent years, along with the rapid development of “Internet+” industries and Cyber-Physical systems, the concept of Energy Internet has emerged. An Energy Internet is a combination of internet, renewable energy generation and smart grid technologies, which enables the deep integration of power infrastructure, internet communications and automation technologies. Essentially, an Energy Internet is a Cyber-Physical energy system [3]–[5]. In an Energy Internet, the main power grid is the “backbone network”, microgrids are local area networks, and energy routers are intermediate ICUs among microgrids or microgrids and the main grid. This ultimately realizes the distributed and autonomous cooperative management of power systems by a bottom-up structure [6], [7]. In an Energy Internet, the local loads and DGs are directly controlled by local controllers, which are called ICUs, equipped on each bus node of the microgrid system. ICUs can exchange their state information with other ICUs of neighboring bus nodes. As intermediate units connecting microgrids and the external network, energy routers (ERs) plays roles in interconnecting each microgrid to the distribution system, monitoring and control of energy quality, and information and communication security, etc. Also, ERs communicate with the external distribution system to obtain (or supply) power, and meet the balance of power supply and demand of microgrids through power exchange. The main grid plays a role in broadcasting the electricity price to microgrids and exchange power with the microgrids when the power supply and demand is unbalanced among them. In an Energy Internet, ICUs on bus nodes, ERs, microgrids, and the main grid, can be viewed as agents on different levels. The architecture of an Energy Internet based on multi-agent systems is shown in Fig. 1.

Economic dispatch problem (EDP) is an active research direction of power systems, which has been widely studied in recent years [8]–[11]. For EDPs, it is studied how to minimize the total generation cost by reasonably assigning the active power of each generator subjected to the balance

*Corresponding author: Tao Li. This work was supported in part by the National Natural Science Foundation of China under grant 61522310 and the Shu Guang project of Shanghai Municipal Education Commission and Shanghai Education Development Foundation under grant 17SG26. Partial results were presented at the 7th IFAC Workshop on Distributed Estimation and Control in Networked Systems (NecSys 2018), Groningen, the Netherlands, August 27–28, 2018.

W. Chen is with School of Mechatronic Engineering and Automation, Shanghai University, Shanghai 200444, China (e-mail: cccws@qq.com).

T. Li is with the Shanghai Key Laboratory of Pure Mathematics and Mathematical Practice, School of Mathematical Sciences, East China Normal University, Shanghai 200241, China (e-mail: tli@math.ecnu.edu.cn).

of power supply and demand and generation limits. Many kinds of centralized ED algorithms have been investigated, such as λ -iterative method [8], dynamic programming [9], genetic algorithm [10], particle swarm algorithm [11] and other heuristic algorithms. In all centralized algorithms, a central controller is needed with the knowledge of total states and parameters of all bus nodes of the microgrid system. This requires a very powerful communication infrastructure. In addition, under the centralized control, if the central controller is under attack, then the whole microgrid system will break down. For an Energy Internet, it is clear that distributed energy management algorithms are fundamental for restricting the complexity of controller synthesis with the size of system and are more suitable than centralized algorithms for the flexibility and scalability of the grid topology and the plug-and-play feature of DGs and loads in microgrids.

As the most basic distributed cooperative algorithm, multi-agent consensus algorithm has been widely used in EDPs for microgrids. Zhang and Chow [13] propose a distributed economic dispatch method based on incremental cost consensus based on a quadratic model of power generation costs under an undirected communication topology. Binetti *et al.* [14] study distributed EDP with transmission losses. The concept of time stamp is introduced in the estimation of total power mismatch, and after a finite number of communications, all nodes obtain the relatively up-to-date total power mismatch. Zhang *et al.* [15] propose a two-level consensus algorithm. On the high level, the incremental cost of each DG achieves consensus, and on the low level, the average power mismatch of all buses of the microgrid is iteratively estimated by the average-consensus algorithm, and the limit value is feed back to update the incremental cost of each DG. Kar and Hug [16] propose a “consensus + innovation” type algorithm to ensure the balance of power supply and demand of the total system. Based on the algorithm proposed in [15], in [17], the central node is removed, the average power mismatch of all buses of the microgrid is iteratively estimated by the average-consensus algorithm, and the limit value is feeded back to update the incremental cost of each DG. Yang *et al.* [18] propose a minimum-time consensus-based approach for economic dispatch of microgrids. Besides, economic dispatch algorithms with uncertainties such as communication delays, noises, packet dropouts, and random switching of network topologies in real communication networks are studied in [19]–[22].

The above research mainly focuses on the case of a single isolated microgrid. For the case of multiple interconnected microgrids, Wu and Guan [23] propose a decentralized Markov decision process to simulate EDP of multiple interconnected microgrids, which minimizes the total operation cost. Huang *et al.* [24] propose two consensus algorithms, one of which drives the incremental cost of each DG to the electricity price of the main grid, and the other one is to estimate the active power supplied by the main grid. This algorithm fulfills the requirements of the economic dispatch for an Energy Internet. However, there is severe fluctuation of the active power supplied by the distribution system due to the one-off estimation of the total power mismatch of the microgrid, which

restricts the practical application of the algorithm. Wang *et al.* [25] propose a hierarchical two-layer algorithm for EDPs of a single microgrid and interconnected multi-microgrid systems.

In this paper, we study EDP of an Energy Internet based on multi-agent systems. The microgrid consists of a number of bus nodes with DGs, loads and ICUs, and is connected to the distribution system (the main grid and other microgrids) by the ER. The topology of the whole network is a digraph. We propose a distributed economic dispatch algorithm based on multi-agent consensus control and incremental power exchanging by the ER. Firstly, we consider the grid-connected case and all ICUs know that the microgrid is in the grid-connected mode. One one hand, each ICU iteratively estimates the electricity price of the distribution system obtained by the ER by a leader-following consensus algorithm. On the other hand, the average power mismatch of the whole microgrid is iteratively estimated by average consensus algorithm. During each iteration, the ER calculates the incremental active power exchanged with the distribution system for the next time in a distributed way. Compared with the one-off estimation of the total power mismatch, our algorithm can reduce the fluctuation of the exchanged power with guaranteed convergence. This is more conducive to practical application. At the stage of incremental power exchanging with the distribution system, there is a coupling between the estimation of the average power mismatch of all bus nodes and the calculation of incremental power exchanged with the distribution system, which leads to difficulties for the convergence analysis of the algorithm. To this end, we develop a set of analytical methods combining algebraic graph theory, difference equation stability and limit theory. By constructing an auxiliary system, the asymptotic stability of the algorithm for estimating the average power mismatch is converted into the convergence of consensus algorithm with all the neighbor nodes of the ER being a virtual leader as a whole. It is proved that if the network topology of the Energy Internet contains a spanning tree with the ER as the root, all the bus nodes of the microgrid form an undirected graph and there is a path from each bus node to the ER, then the incremental costs of all DGs converge to electricity price of the distribution system, so that the whole microgrid system achieves the balance of power supply and demand and optimal economic dispatch asymptotically. Numerical simulations demonstrate the effectiveness of the proposed algorithm.

For an Energy Internet, microgrids usually have two operation modes, namely, isolated mode (island operation) and networked mode (grid-connected operation). The mode of a microgrid is usually determined by the ER. The ICUs in the microgrid should be autonomous and those which are not neighbors of the ER do not need to know the operation mode of the whole microgrid. Therefore, a good distributed economic dispatch algorithm should ensure the transparency of operation mode information of the microgrid to the internal ICUs, that is, even if the ICUs which are not neighbors of the ER do not know the operation mode of the whole microgrid, the smooth switching between isolated and grid-connected modes can be achieved. The distributed economic dispatch algorithm of a single microgrid is considered in [13]–

[18]. The case with interconnected multiple microgrids are considered in [23]-[25]. Most of the above algorithms only cover a special operation mode of a given microgrid, and it is impossible for them to integrate both isolated and grid-connected modes together with a smooth transition. Motivated by the above considerations, we further propose a distributed economic dispatch algorithm which can switches between the two operation modes smoothly. Based on the grid-connected algorithm, the estimated power mismatch is used as feedback to update the incremental cost of each DG. The algorithm is fully distributed in the sense that each ICU operates only based on its own state information and that obtained from neighbors. The ICUs which are not neighbors of the ER do not need to know the operation mode of the whole microgrid. We prove that if the network topology of the Energy Internet contains a spanning tree with the ER as the root, the network topology of the microgrid is a connected and there is at least one bus node neighboring the ER bidirectionally, then the microgrid can switch between the isolated and grid-connected modes reliably. Numerical simulations demonstrate the effectiveness of the proposed algorithm.

The remainder of this paper is organized as follows. The preliminary knowledge on mathematical models of EDP and graph theory is introduced in Section II. The distributed economic dispatch algorithm for the grid-connected mode is proposed in Section III. Furthermore, a distributed economic dispatch algorithm which can perform smooth switching between isolated and grid-connected modes is proposed in Section IV. The feasibility of the algorithms by simulation is demonstrated in Section V. Finally, we summarize the paper and give some future research topics in Section VI.

Notation: Throughout this paper, unless otherwise specified, we use the following notations. \mathbb{R}^n denotes the n -dimensional European space; \mathbf{I}_n denotes the n -dimensional identity matrix; $\mathbf{0}_{m \times n}$ denotes the $m \times n$ -dimensional zero matrix; \mathbf{X}^T denotes the transpose of a given vector or matrix \mathbf{X} ; $\|\mathbf{X}\|$ represents the 2-norm of \mathbf{X} ; Denote $\mathbf{J}_N = \frac{1}{N} \mathbf{1}_N \mathbf{1}_N^T$, where $\mathbf{1}_N$ denotes the N -dimensional vector whose elements are all 1.

II. PROBLEM FORMULATION AND PRELIMINARIES

A. Graph Theory

Let $\mathcal{G} = \{\mathcal{V}, \mathcal{E}_g, \mathcal{A}_g\}$ be a weighted digraph, where $\mathcal{V} = \{1, 2, \dots, N\}$ is the node set, \mathcal{E}_g is the edge set, and each edge in \mathcal{G} is represented by an ordered pair (j, i) . The edge $(j, i) \in \mathcal{E}_g$ if and only if node j can send information to node i directly, then node j is called the parent node of node i , and node i is called the child node of node j . The set of all parent nodes of node i is denoted by $N_i = \{j \in \mathcal{V} | (j, i) \in \mathcal{E}_g\}$. The matrix $\mathcal{A}_g = [a_{ij}] \in \mathbb{R}^{N \times N}$ is called the weighted adjacency matrix of the digraph \mathcal{G} . For any $i, j \in \mathcal{V}$, $a_{ij} \geq 0$, and $a_{ij} > 0 \Leftrightarrow j \in N_i$. The matrix $\mathcal{L}_g = \mathcal{D}_g - \mathcal{A}_g$ is called the Laplacian matrix of \mathcal{G} , where $\mathcal{D}_g = \text{diag}(\text{deg}_in(1), \dots, \text{deg}_in(N))$.

If \mathcal{A}_g is symmetric, then \mathcal{G} is called an undirected graph. The digraph \mathcal{G} is said to be strongly connected if there exists a path between any pair of nodes. A directed tree is a special

digraph. It has only one node which has no parents but only children (called the root node), and each of other nodes has only one parent. A spanning tree of \mathcal{G} is a directed tree whose node set is \mathcal{V} and whose edge set is a subset of \mathcal{E}_g .

Lemma 1: Let $\overline{\mathcal{G}}_0 = \{\{0, 1, 2, \dots, N\}, \mathcal{E}_{\overline{\mathcal{G}}_0}, \mathcal{A}_{\overline{\mathcal{G}}_0}\}$ be a directed graph and $\mathcal{G}_0 = \{\{1, 2, \dots, N\}, \mathcal{E}_{\mathcal{G}_0}, \mathcal{A}_{\mathcal{G}_0} = [a_{ij}]_{N \times N}\}$ be a subgraph of $\overline{\mathcal{G}}_0$ satisfying

$$\mathcal{A}_{\overline{\mathcal{G}}_0} = \begin{pmatrix} \mathbf{0}_{1 \times 1} & [\mathbf{1}_L^T, \mathbf{0}_{N-L}^T] \\ \mathbf{0}_{N \times 1} & \mathcal{A}_{\mathcal{G}_0} \end{pmatrix},$$

where $L \in \{1, 2, \dots, N\}$. Denote $\mathbf{C}_0 = \begin{pmatrix} \mathbf{I}_L & \mathbf{0}_{L \times (N-L)} \\ \mathbf{0}_{(N-L) \times L} & \mathbf{0}_{(N-L) \times (N-L)} \end{pmatrix}$. If for any node $i \in \{L+1, L+2, \dots, N\}$ of \mathcal{G}_0 , there is node $j \in \{1, 2, \dots, L\}$ such that there is a path from j to i , then the eigenvalues of $(\mathbf{I}_N - \mathbf{C}_0)(\mathbf{I}_N - \mu_0 \mathbf{L}_{\mathcal{G}_0})$ are all inside the unit disk of the complex plane, where $\mathbf{L}_{\mathcal{G}_0}$ is the Laplacian matrix of \mathcal{G}_0 , and $\mu_0 \in (0, \frac{1}{\max_{i=1,2,\dots,N} \sum_{j=1}^N a_{ij}})$.

Proof: Consider a discrete-time linear time-invariant system

$$\mathbf{X}(k+1) = (\mathbf{I}_N - \mathbf{C}_0)(\mathbf{I}_N - \mu_0 \mathbf{L}_{\mathcal{G}_0})\mathbf{X}(k), \quad k = 0, 1, 2, \dots, \quad (1)$$

where $\mathbf{X}(k) = [x_1(k), x_2(k), \dots, x_N(k)]^T$. From (1), it follows that for any $\mathbf{X}(0) \in \mathbb{R}^N$,

$$x_i(k) = 0, \quad k = 1, 2, \dots, \quad i = 1, 2, \dots, L.$$

and

$$\begin{aligned} & x_i(k+1) \\ &= x_i(k) + \mu_0 \left[\sum_{j=1}^N a_{ij}(x_j(k) - x_i(k)) \right] \\ &= x_i(k) + \mu_0 \left[\sum_{j=L+1}^N a_{ij}(x_j(k) - x_i(k)) \right. \\ & \quad \left. + \sum_{j=1}^L a_{ij}(x_j(k) - x_i(k)) \right] \\ &= x_i(k) + \mu_0 \left[\sum_{j=L+1}^N a_{ij}(x_j(k) - x_i(k)) + \sum_{j=1}^L a_{ij}(0 - x_i(k)) \right] \\ &= x_i(k) + \mu_0 \left[\sum_{j=L+1}^N a_{ij}(x_j(k) - x_i(k)) + \overline{b}_i'(0 - x_i(k)) \right] \\ & \quad k = 1, 2, \dots, \quad i = L+1, \dots, N, \end{aligned} \quad (2)$$

where $\overline{b}_i' = \sum_{j=1}^L a_{ij}$. Since for any node $i \in \{L+1, L+2, \dots, N\}$ of \mathcal{G}_0 , there is node $j \in \{1, 2, \dots, L\}$ such that there is a path from j to i , therefore, (2) is indeed a leader-following consensus algorithm with the node set $\{1, 2, \dots, L\}$ being a zero state virtual leader as a whole. Then from $\mu_0 \in (0, \frac{1}{\max_{i=1,2,\dots,N} \sum_{j=1}^N a_{ij}})$, we get $\lim_{k \rightarrow \infty} x_i(k) = 0, \quad i = 1, 2, \dots, N, \quad \forall \mathbf{X}(0) \in \mathbb{R}^N$.

Noticing the arbitrariness of $\mathbf{X}(0)$, we know that the eigenvalues of $(\mathbf{I}_N - \mathbf{C}_0)(\mathbf{I}_N - \mu_0 \mathbf{L}_{\mathcal{G}_0})$ are all inside the unit disk of the complex plane. ■

B. Economic Dispatch

Suppose that there is an N -bus microgrid system connected to the distribution system. Each bus contains a DG and a load,

and each DG is equipped with an ICU as the local controller. The generation cost function of the i th DG is given by

$$F_i(P_i) = \frac{(P_i - \alpha_i)^2}{2\beta_i} + \gamma_i, \quad i = 1, 2, \dots, N,$$

where P_i is the active power generated by the i th DG, $\alpha_i \leq 0$, $\beta_i > 0$, $\gamma_i \leq 0$ are the cost coefficients. The so called economic dispatch problem is to minimize the total generation cost subjected to the balance of power supply and demand and generation limits of DGs, which is formulated as follows.

$$\begin{aligned} \min_{\{P_i, i=1, \dots, N; P_{MG}\}} & \sum_{i=1}^N F_i(P_i) + \lambda_0 P_{MG}, \\ \text{s.t. } & \sum_{i=1}^N P_i + P_{MG} = \sum_{i=1}^N P_{Di} + P_L(P_1, \dots, P_N), \\ & \underline{P}_i \leq P_i \leq \bar{P}_i, \end{aligned} \quad (3)$$

where P_M is the power exchanged between the microgrid and the distribution system, and λ_0 is the electricity price of the distribution system obtained by the ER. $\bar{P}_i \geq 0$ and $\underline{P}_i \geq 0$ are the maximum and minimum power limits of the i th DG, respectively. If there is no generator but only a load at bus i , then $\bar{P}_i = \underline{P}_i = 0$. $P_{Di} \geq 0$ is the load at bus i . $P_L(P_1, \dots, P_N) = \sum_{i=1}^N P_{Li}(P_i)$ represents the power transmission loss, where $P_{Li}(P_i) = B_i P_i^2$ is the transmission loss caused by the i th DG ([26]), and $B_i > 0$ is the loss factor.

Noticing that $D = \{P_i, i = 1, \dots, N; P_M | \sum_{i=1}^N P_i + P_M = \sum_{i=1}^N P_{Di} + P_L, \underline{P}_i \leq P_i \leq \bar{P}_i\}$ is a bounded and closed subset of \mathbb{R}^{N+1} and the cost function of (3) to be optimized is continuous on D , the optimization problem (3) must have a global minimum. The Lagrange multiplier method can be used to solve the above EDP.

For any feasible point P_i , define the active constraint sets by

$$\begin{aligned} \Omega(P_i) &= \{i | P_i - \bar{P}_i = 0\}, \\ \Gamma(P_i) &= \{i | P_i - \underline{P}_i = 0\}. \end{aligned}$$

Denote $\bar{\mathbf{v}} = [\bar{v}_1, \dots, \bar{v}_N]^T$ and $\underline{\mathbf{v}} = [\underline{v}_1, \dots, \underline{v}_N]^T$. Let the Lagrangian function

$$\begin{aligned} L(P_1, \dots, P_N, P_{MG}, \lambda, \bar{\mathbf{v}}, \underline{\mathbf{v}}) \\ = \sum_{i=1}^N F_i(P_i) + \lambda_0 P_{MG} + \lambda \left(\sum_{i=1}^N P_{Di} + P_L - \sum_{i=1}^N P_i - P_{MG} \right) \\ + \sum_{i=1}^N \bar{v}_i (P_i - \bar{P}_i) + \sum_{i=1}^N \underline{v}_i (\underline{P}_i - P_i), \end{aligned}$$

where λ , \bar{v}_i , \underline{v}_i , $i = 1, 2, \dots, N$ are the Lagrangian multipliers for each DG, respectively. It is known from the KKT necessity condition ([27]) that if $\{P_i^*, i = 1, \dots, N; P_{MG}^*\}$ is a local minimum point of (3), then there is unique λ^* $\bar{\mathbf{v}}^* = [\bar{v}_1^*, \bar{v}_2^*, \dots, \bar{v}_N^*]$ and $\underline{\mathbf{v}}^* = [\underline{v}_1^*, \underline{v}_2^*, \dots, \underline{v}_N^*]$, such that the following conditions hold.

$$\begin{cases} \nabla_{\{P_1, \dots, P_N, P_{MG}\}} L(P_1^*, \dots, P_N^*, P_{MG}^*, \lambda^*, \bar{\mathbf{v}}^*, \underline{\mathbf{v}}^*) = 0, \\ \bar{v}_i^* \geq 0, & i = 1, 2, \dots, N, \\ \underline{v}_i^* \geq 0, & i = 1, 2, \dots, N, \\ \bar{v}_i^* = 0, & i \notin \Omega(P_i^*), \\ \underline{v}_i^* = 0, & i \notin \Gamma(P_i^*). \end{cases}$$

This gives

$$\begin{cases} \lambda^* = \frac{(P_i^* - \alpha_i)}{\beta_i(1 - \partial P_L / \partial P_i^*)}, & i \notin \Omega(P_i^*) \cup \Gamma(P_i^*), \\ \lambda^* = \lambda_0, \end{cases}$$

Then the unique global optimal solution to (3) is given by

$$P_i^* = \begin{cases} \frac{\beta_i \lambda_0 (1 - B_i) + \alpha_i}{\beta_i}, & \underline{P}_i \leq \beta_i \lambda_0 (1 - B_i) + \alpha_i \leq \bar{P}_i, \\ \bar{P}_i, & \beta_i \lambda_0 (1 - B_i) + \alpha_i > \bar{P}_i, \\ \underline{P}_i, & \beta_i \lambda_0 (1 - B_i) + \alpha_i < \underline{P}_i, \end{cases} \quad (4)$$

and

$$P_{MG}^* = \sum_{i=1}^N P_{Di} + \sum_{i=1}^N B_i (P_i^*)^2 - \sum_{i=1}^N P_i^*. \quad (5)$$

Remark 1: If the microgrid system is disconnected from the distribution system, then $P_{MG}^* = 0$. For this case, the problem (3) degenerates into EDP of an isolated microgrid. Similarly, it can be proved that the optimal solution satisfies that the incremental costs of DGs are all equal, and the system satisfies the balance of power supply and demand ([28]). Denote the optimal incremental cost by $\lambda^{*'}$, then

$$\begin{aligned} \lambda^{*'} &= \frac{\sum_{i=1}^N P_{Di} - \sum_{i \in \Gamma(P_i^{*'})} (1 - B_i \underline{P}_i) \underline{P}_i - \sum_{i \in \Omega(P_i^{*'})} (1 - B_i \bar{P}_i) \bar{P}_i}{\sum_{i \notin \Omega(P_i^{*'}) \cup \Gamma(P_i^{*'})} \beta_i (1 - B_i)} \\ &\quad - \frac{\sum_{i \notin \Omega(P_i^{*'}) \cup \Gamma(P_i^{*'})} \alpha_i}{\sum_{i \notin \Omega(P_i^{*'}) \cup \Gamma(P_i^{*'})} \beta_i (1 - B_i)}, \quad \exists i \notin \Omega(P_i^{*'}) \cup \Gamma(P_i^{*'}), \end{aligned} \quad (6)$$

where $\sum_{i=1}^N \underline{P}_i < \sum_{i=1}^N P_{Di} < \sum_{i=1}^N \bar{P}_i$. For a single microgrid, the optimal economic dispatch solution is given by

$$P_i^{*'} = \begin{cases} \beta_i \lambda^{*'} (1 - B_i) + \alpha_i, & \underline{P}_i \leq \beta_i \lambda^{*'} (1 - B_i) + \alpha_i \leq \bar{P}_i, \\ \bar{P}_i, & \beta_i \lambda^{*'} (1 - B_i) + \alpha_i > \bar{P}_i, \\ \underline{P}_i, & \beta_i \lambda^{*'} (1 - B_i) + \alpha_i < \underline{P}_i. \end{cases} \quad (7)$$

Remark 2: It is a centralized algorithm to calculate the optimal solution P_i^* (or $P_i^{*'}$) directly by (4)-(5) (or (6)-(7)). Then a central controller is required to collect the parameters $\{\alpha_i, \beta_i, \gamma_i, B_i, \bar{P}_i, \underline{P}_i\}$, $i = 1, 2, \dots, N$ of all bus nodes. This requires a very strong communication infrastructure. In addition, the whole microgrid system will break down in case that the central controller is under attack.

Let g denote the operation mode of the microgrid, where $g = 1$ represents grid-connected mode and $g = 0$ represents isolated mode. Suppose that the N -bus microgrid system and its connected ER form a digraph denoted by $\bar{\mathcal{G}} = \{0, 1, 2, \dots, N\}$, $\mathcal{E}_{\bar{\mathcal{G}}}$, $\mathcal{A}_{\bar{\mathcal{G}}}$. The node 0 represents the ER, which determines the operation mode of the microgrid, and the remaining N nodes, which form an undirected graph denoted by $\mathcal{G} = \{1, 2, \dots, N\}$, $\mathcal{E}_{\mathcal{G}}$, $\mathcal{A}_{\mathcal{G}}$, represent the ICUs at every bus nodes of the microgrid system. The graph \mathcal{G} is a subgraph of digraph $\bar{\mathcal{G}}$ with

$$\mathcal{A}_{\bar{\mathcal{G}}} = \begin{pmatrix} \mathbf{0}_{1 \times 1} & \mathbf{1}_N^T \mathcal{A}_{0*} \\ \mathcal{A}_{*0} \mathbf{1}_N & \mathcal{A}_{\mathcal{G}} \end{pmatrix},$$

Here, $\mathcal{A}_{*0} = \text{diag}(a_{10}, a_{20}, \dots, a_{N0})$ represents the weighted adjacency matrix between the ER (node 0) and ICUs (the nodes of \mathcal{G}), $a_{i0} = 1 \Leftrightarrow 0 \in N_i$, and $a_{i0} = 0 \Leftrightarrow 0 \notin N_i$; $\mathcal{A}_{0*} = \text{diag}(a_{01}, a_{02}, \dots, a_{0N})$, where $a_{0i} = 1 \Leftrightarrow i \in N_0$, and $a_{0i} = 0 \Leftrightarrow i \notin N_0$. An ICU is also called an agent.

We aim to design a distributed economic dispatch algorithm to achieve the global optimal solution of (3), that is, each ICU solves the optimal EDP based on its own parameters $\{\alpha_i, \beta_i, \gamma_i, B_i, \bar{P}_i, \underline{P}_i\}$, its own state $[\lambda_i(k), P_i(k)]$ and the information obtained from its neighboring ICUs.

III. DISTRIBUTED ECONOMIC DISPATCH ALGORITHM IN GRID-CONNECTED MODE

Firstly, we consider the case that the microgrid is always in the grid-connected mode which means that $g = 1$, and all ICUs know that the microgrid is in the grid-connected mode.

The algorithm is divided into 3 parts. In the first part, a leader-following consensus algorithm is used for each agent.

$$\begin{aligned} \lambda_i(k+1) \\ = \lambda_i(k) + \varepsilon_i \left[\sum_{j \in N_i} a_{ij} (\lambda_j(k) - \lambda_i(k)) + g a_{i0} (\lambda_0 - \lambda_i(k)) \right], \quad (8) \\ i = 1, 2, \dots, N, \quad k = 0, 1, \dots, \end{aligned}$$

which is to drive the incremental cost $\lambda_i(k)$ of each DG to the electricity price λ_0 of the distribution system obtained by the ER, where $\varepsilon_i > 0$ is the step size of the algorithm, and $\lambda_i(0)$ is any given initial value.

In the second part, each agent calculates the active power generated by each DG with its incremental cost at time k :

$$\begin{aligned} P_i(k) &= \Phi_i(\lambda_i(k)) \\ &= \begin{cases} \beta_i \lambda_i(k) (1 - B_i) + \alpha_i, & \beta_i \lambda_i(k) (1 - B_i) + \alpha_i \leq \bar{P}_i, \\ \bar{P}_i, & \beta_i \lambda_i(k) (1 - B_i) + \alpha_i > \bar{P}_i, \\ \underline{P}_i, & \beta_i \lambda_i(k) (1 - B_i) + \alpha_i < \underline{P}_i, \end{cases} \\ & \quad k = 0, 1, \dots, \end{aligned} \quad (9)$$

where $P_i(k)$ represents the active power generated by the i th DG.

In the third part of the algorithm, each agent estimates the average power mismatch of all bus nodes of the microgrid system by average-consensus algorithm:

$$\begin{cases} y_i(k+1) = \Delta \hat{P}_i(k) + \mu \left[\sum_{j \in N_i} a_{ij} (\Delta \hat{P}_j(k) - \Delta \hat{P}_i(k)) \right] \\ \quad + \Delta P_i(k+1) - \Delta P_i(k), \\ \Delta \hat{P}_i(k+1) = (1 - a_{0i}) y_i(k+1). \end{cases} \quad (10)$$

Here, $\Delta P_i(k) = P_{Di} + P_{Li}(k) - P_i(k)$ is the power mismatch of the i th bus at time k , $P_{Li}(k) = B_i P_i^2(k)$ is the line loss due to the i th DG at time k , $\Delta \hat{P}_i(k)$ is the local estimate of agent i for the average power mismatch of all buses, and $\Delta \hat{P}_i(0) = \Delta P_i(0)$. The equation $\Delta \hat{P}_i(k+1) = (1 - a_{0i}) y_i(k+1)$ means that for the neighboring bus nodes of the ER, there is direct power replenishment by the ER after each iteration, and so their estimates for the power mismatch are zeros.

And at each iteration, the incremental power exchanged with the distribution system is adjusted by the ER:

$$P_{MG}(k+1) = P_{MG}(k) + \sum_{i=1}^N a_{0i} y_i(k+1), \quad (11)$$

where $P_{MG}(k)$ is the power exchanged with the distribution system through the ER at time k with $P_{MG}(0) = 0$, and

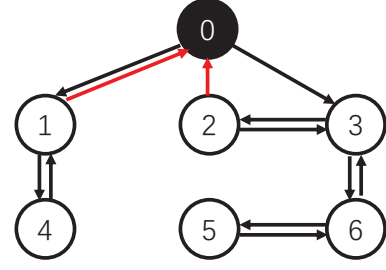


Fig. 2. A digraph satisfying Assumptions 1 and 2.

$\sum_{i=1}^N a_{0i} y_i(k+1)$ is incremental power exchanged with the distribution system.

Remark 3: As an intermediate unit between the microgrid and the external network, the ER is not only an information medium but also a bridge for power exchange. The equation (11) shows that the ER is an information medium. For the neighbors agents of the ER, each agent transmits its power mismatch estimate to the ER at each iteration. The ER then calculates the power needed for exchanging with the distribution system for the microgrid according to (11). Then the ER plays as an interchange of power, and the distribution system supplies (obtains) power to (from) the microgrid through the ER, so the power mismatch estimates of agents who neighboring the ER at each iteration are set to 0 in (10).

For the above distributed algorithm, we have the following assumptions.

Assumption 1: The digraph $\bar{\mathcal{G}}$ contains a spanning tree with node 0 as its root node.

Assumption 2: For any given node $i \in \{1, 2, \dots, N\}$ of the undirected subgraph \mathcal{G} of $\bar{\mathcal{G}}$, there is a path from node i to the root node 0.

Assumption 3: The algorithm step $\varepsilon_i \in (0, \frac{1}{\sum_{j=0}^N a_{ij}})$.

Assumption 4: The algorithm step $\mu \in (0, \frac{1}{\max_{i=1,2,\dots,N} \sum_{j=1}^N a_{ij}})$.

A digraph satisfying Assumptions 1 and 2 is shown in Fig. 2.

Denote $\mathbf{Y}(k) = [y_1(k), y_2(k), \dots, y_N(k)]^T$, $\Delta \mathbf{P}(k) = [\Delta P_1(k), \Delta P_2(k), \dots, \Delta P_N(k)]^T$, $\mathbf{P}(k) = [P_1(k), P_2(k), \dots, P_N(k)]^T$, $\Delta \hat{\mathbf{P}}(k) = [\Delta \hat{P}_1(k), \Delta \hat{P}_2(k), \dots, \Delta \hat{P}_N(k)]^T$. For the convergence of the distributed economic dispatch algorithm (8)-(11), we have the following theorem.

Theorem 1: For the algorithm (8)-(11), if Assumptions 1-4 hold, then

$$\lim_{k \rightarrow \infty} \lambda_i(k) = \lambda_0, \quad \lim_{k \rightarrow \infty} P_i(k) = P_i^*, \quad \lim_{k \rightarrow \infty} P_{MG}(k) = P_{MG}^*,$$

where P_i^* is given by (4), and P_{MG}^* is given by (5). This means that the incremental cost of each DG converges to the electricity price of the distribution system asymptotically, the active power generation of each DG is asymptotically optimal, the microgrid system achieves the balance of power supply and demand, and thus, the optimal economic dispatch is achieved asymptotically.

Proof : Without loss of generality, we assume that the nodes $\{1, 2, \dots, M\}$ can send information to the ER directly which means that $a_{0i} = 1, i \in \{1, 2, \dots, M\}$. If Assumptions 1 and 3 hold, then (8) is a standard leader-follower consensus algorithm, and

$$\lim_{k \rightarrow \infty} \lambda_i(k) = \lambda_0, i = 1, 2, \dots, N.$$

Then by the above and (9), we have

$$\lim_{k \rightarrow \infty} P_i(k) = P_i^*, i = 1, 2, \dots, N, \quad (12)$$

Rewrite (10) in a compact form, then we get

$$\begin{cases} \mathbf{Y}(k+1) = (\mathbf{I}_N - \mu \mathbf{L}_{\mathcal{G}}) \Delta \hat{\mathbf{P}}(k) + \boldsymbol{\xi}(k), \\ \Delta \hat{\mathbf{P}}(k+1) = (\mathbf{I}_N - \mathbf{C}) \mathbf{Y}(k+1), \end{cases} \quad k = 0, 1, 2, \dots, \quad (13)$$

where $\boldsymbol{\xi}(k) = \Delta \mathbf{P}(k+1) - \Delta \mathbf{P}(k)$ and $\mathbf{C} = \mathcal{A}_{0*}$.

From (12), we know that $\lim_{k \rightarrow \infty} \boldsymbol{\xi}(k) = \mathbf{0}_{N \times 1}$. Since \mathcal{G} is undirected, $\mathbf{1}_N^T \mathbf{L}_{\mathcal{G}} = 0$. Then by (11) and (13), we have

$$\begin{aligned} & \mathbf{1}_N^T [\Delta \hat{\mathbf{P}}(k+1) - \Delta \mathbf{P}(k+1)] + P_{MG}(k+1) \\ &= \mathbf{1}_N^T [(\mathbf{I}_N - \mu \mathbf{L}_{\mathcal{G}}) \Delta \hat{\mathbf{P}}(k) - \Delta \mathbf{P}(k)] + P_{MG}(k) \\ &= \dots = \mathbf{1}_N^T [\Delta \hat{\mathbf{P}}(0) - \Delta \mathbf{P}(0)] + P_{MG}(0), \quad k = 0, 1, 2, \dots, \end{aligned}$$

which together with $\Delta \hat{\mathbf{P}}(0) = \Delta \mathbf{P}(0)$ and $P_{MG}(0) = 0$ leads to

$$\sum_{i=1}^N \Delta \hat{P}_i(k) + P_{MG}(k) = \sum_{i=1}^N \Delta P_i(k), \quad k = 0, 1, 2, \dots \quad (14)$$

From (13), we have

$$\Delta \hat{\mathbf{P}}(k+1) = (\mathbf{I}_N - \mathbf{C}) [(\mathbf{I}_N - \mu \mathbf{L}_{\mathcal{G}}) \Delta \hat{\mathbf{P}}(k) + \boldsymbol{\xi}(k)], \quad k = 0, 1, 2, \dots$$

From Assumption 2, we know that for any $i = M+1, M+2, \dots, N$, there is $j \in \{1, 2, \dots, M\}$, such that there is a path from j to i . Then by Assumption 4 and Lemma 1, it is known that the eigenvalues of $(\mathbf{I}_N - \mathbf{C})(\mathbf{I}_N - \mu \mathbf{L}_{\mathcal{G}})$ are all inside the unit disk of the complex plane. Then by $\lim_{k \rightarrow \infty} \boldsymbol{\xi}(k) = \mathbf{0}_{N \times 1}$, we have

$$\lim_{k \rightarrow \infty} \Delta \hat{P}_i(k) = 0, i = 1, 2, \dots, N.$$

This together with (14) gives

$$\lim_{k \rightarrow \infty} [P_{MG}(k) - \sum_{i=1}^N \Delta P_i(k)] = 0,$$

That is, the the microgrid system achieves the balance of power supply and demand asymptotically and $\lim_{k \rightarrow \infty} P_{MG}(k) = P_{MG}^*$. ■

IV. DISTRIBUTED ECONOMIC DISPATCH ALGORITHM INTEGRATING ISOLATED AND GRID-CONNECTED MODES

As is well-known, the microgrid usually has two operation modes, namely, isolated operation mode (island operation) and networked operation mode (grid-connected operation). A microgrid should be able to perform a smooth transition between both modes to cope with emergencies in the main grid. For example, when a disaster occurs in the main grid, the microgrid switches to the isolated mode to avoid large-scale power outage, and the grid-connected mode is restored after the main grid becomes stable again. For an Energy Internet,

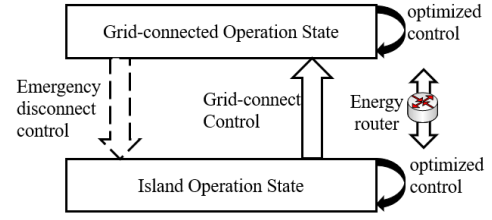


Fig. 3. The operation modes of microgrids.

the operation modes of the microgrid is determined by the associated ER. The two operation modes of a microgrid and their mutual transition are shown in Fig. 3.

In this section, we will design an autonomous distributed economic dispatch algorithm which integrates the two operation modes of the microgrid together. The characteristics of the algorithm lie in that the numerous ICUs (agents) which are not neighbors of the ER do not need to know the operation mode of the microgrid, such that the all the agents of the microgrid can switch between the two operation modes autonomously.

The algorithm is divided into 4 parts. In the first part, each agent iterates based on the local information and obtains the incremental cost of its associated DG at time $k+1$.

$$\begin{aligned} \lambda_i(k+1) &= \lambda_i(k) + \varepsilon'_i \left[\sum_{j=1}^N a_{ij} (\lambda_j(k) - \lambda_i(k)) \right. \\ &\quad \left. + g a_{i0} (\lambda_0 - \lambda_i(k)) \right] + \sigma(k) \Delta \hat{P}_i(k), \quad k = 0, 1, 2, \dots, \end{aligned} \quad (15)$$

where $\varepsilon'_i > 0$ is the step size of the algorithm, $\lambda_i(0)$ is any given initial value. $\sigma(k) > 0$ is the feedback gain. If $0 \in N_i$ and $g = 1$, then $g a_{i0} > 0$, which means that the ER transmits the electricity price information of the distribution system to its neighboring agents only when the microgrid is grid-connected. If $0 \notin N_i$ or $g = 0$, then $g a_{i0} = 0$, which means that when the microgrid is in an isolated mode or although the whole microgrid is grid-connected, the non-neighboring agents of the ER do not need to know the electricity price of the distribution system.

In the second part, each agent calculates the active power generated by each DG at time k with the incremental cost $\lambda_i(k)$:

$$\begin{aligned} P_i(k) &= \Phi_i(\lambda_i(k)) \\ &= \begin{cases} \beta_i \lambda_i(k) (1 - B_i) + \alpha_i, & \underline{P}_i \leq \beta_i \lambda_i(k) (1 - B_i) + \alpha_i \leq \bar{P}_i, \\ \bar{P}_i, & \beta_i \lambda_i(k) (1 - B_i) + \alpha_i > \bar{P}_i, \\ \underline{P}_i, & \beta_i \lambda_i(k) (1 - B_i) + \alpha_i < \underline{P}_i, \end{cases} \\ & \quad k = 0, 1, \dots, \end{aligned} \quad (16)$$

where $P_i(k)$ represents the active power generated by the i th DG.

The third part of the algorithm consists of 4 iterations. Each agent estimates the average power mismatch of all bus nodes of the microgrid system through average consensus algorithm. During each iteration, each agent transmits its estimate to the ER, and then the ER calculates the incremental active power

that each bus node needs to exchange with the distribution system.

$$y_i(k+1) = \Delta\hat{P}_i(k) + \mu' \left[\sum_{j \in N_i} a_{ij}(\Delta\hat{P}_j(k) - \Delta\hat{P}_i(k)) \right] + \Delta P_i(k+1) - \Delta P_i(k), \quad (17)$$

$$\Delta P_{Mi}(k+1) = a_{0i} g y_i(k+1), \quad (18)$$

$$P_{Mi}(k+1) = g[P_{Mi}(k) + \Delta P_{Mi}(k+1)], \quad (19)$$

$$\Delta\hat{P}_i(k+1) = y_i(k+1) + a_{i0}[P_{Mi}(k) - P_{Mi}(k+1)], \quad (20)$$

where $\Delta P_i(k)$ is the power mismatch of the i th bus node, $\mu' > 0$ is the algorithm step size, and $\Delta\hat{P}_i(k)$ is the local estimate of the average power mismatch of all buses with $\Delta\hat{P}_i(0) = \Delta P_i(0)$. Here, $\Delta P_{Mi}(k)$ represents the incremental active power that the i th bus node needs to exchange with the distribution system at time k .

In the 4th part of the algorithm, the ER calculates the active power exchanged with the distribution system for the whole microgrid.

$$P_{MG}(k) = \sum_{i=1}^N P_{Mi}(k), \quad k = 0, 1, 2, \dots, \quad (21)$$

where $P_{MG}(k)$ represents the active power exchanged with the distribution system.

Remark 4: The equations (18), (19) and (21) are performed by the ER. The equations (18) and (19) indicate that in the grid-connected mode, the power exchanged between the microgrid and the distribution system is keeping on accumulation through the ER during each iteration. If $i \notin N_0$, then $P_{Mi}(k) \equiv 0$, or for the isolated mode with $g = 0$, $P_{Mi}(k) \equiv 0$, $i = 1, 2, \dots, N$.

Remark 5: The equation (20) together with (18)-(19) means that for the bi-directionally neighboring agents of the ER, there is direct power replenishment by the distribution system through the ER after each iteration, and so their estimates for power mismatch are zeros. Notice that the microgrid should perform a smooth transition between the grid-connected and the isolated modes, (20) can match the power exchanged with the distribution system to the power mismatch of the microgrid system when the microgrid switches from the grid-connected mode to the isolated mode.

For the proposed algorithm (15)-(21), we have the following assumptions.

Assumption 5: The undirected subgraph \mathcal{G} is connected and there is a node $i \in \{1, 2, \dots, N\}$, such that $a_{i0}a_{0i} > 0$.

Assumption 6: The algorithm step $\varepsilon'_i \in (0, \frac{1}{\sum_{j=0}^N a_{ij}})$.

Assumption 7: The algorithm step $\mu' \in (0, \frac{1}{\max_{i=1,2,\dots,N} \sum_{j=1}^N a_{ij}})$.

Assumption 8: The feedback gain $\sigma(k) > 0$, $\lim_{k \rightarrow \infty} \sigma(k) = 0$ and $\sum_{k=0}^{\infty} \sigma(k) = \infty$.

A digraph satisfying Assumptions 1 and 5 is shown in Fig. 4.

Denote $\mathbf{Y}(k) = [y_1(k), y_2(k), \dots, y_N(k)]^T$, $\Delta\mathbf{P}(k) = [\Delta P_1(k), \Delta P_2(k), \dots, \Delta P_N(k)]^T$, $\mathbf{P}(k) = [P_1(k), P_2(k), \dots, P_N(k)]^T$, $\Delta\hat{\mathbf{P}}(k) = [\Delta\hat{P}_1(k), \Delta\hat{P}_2(k), \dots, \Delta\hat{P}_N(k)]^T$, $\Delta\mathbf{P}_M(k) = [\Delta P_{M1}(k), \Delta P_{M1}(k), \dots, \Delta P_{M1}(k)]^T$, $\mathbf{P}_M(k) = [P_{M1}(k), P_{M2}(k), \dots, P_{MN}(k)]^T$; $\Phi(\boldsymbol{\lambda}(k)) = [\Phi_1(\lambda_1(k)), \Phi_2(\lambda_2(k)), \dots,$

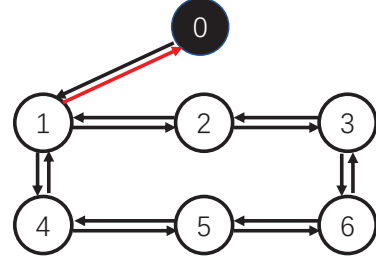


Fig. 4. A digraph satisfying Assumptions 1 and 5.

$\Phi_N(\lambda_N(k))\}^T$, $\mathbf{B} = \text{diag}\{B_1, B_2, \dots, B_N\}$, $\boldsymbol{\varepsilon}' = \text{diag}\{\varepsilon'_1, \varepsilon'_2, \dots, \varepsilon'_N\}$. If the microgrid is grid-connected, then we have the following theorem.

Theorem 2: For the algorithm (15)-(21), if Assumptions 5-8 hold and $g = 1$, then

$$\lim_{k \rightarrow \infty} \lambda_i(k) = \lambda_0, \lim_{k \rightarrow \infty} P_i(k) = P_i^*, \lim_{k \rightarrow \infty} P_{MG}(k) = P_{MG}^*,$$

where P_i^* is given by (4), and P_{MG}^* is given by (5). This means that the incremental cost of each DG converges to the electricity price of the distribution system asymptotically, the active power generation of each DG is asymptotically optimal, the microgrid system achieves the balance of power supply and demand, and thus, the optimal economic dispatch is achieved asymptotically.

Proof: When $g = 1$, the microgrid is in the grid-connected operation mode.

Without loss of generality, assume that nodes $1, 2, \dots, M'$ are neighbors of the ER in bi-direction, which means that $a_{0i} = a_{i0} = 1$, $i \in \{1, 2, \dots, M'\}$.

Rewrite (15)-(18) in a compact form, then we get

$$\begin{cases} \boldsymbol{\lambda}(k+1) = \boldsymbol{\varepsilon}' \mathcal{A}_{*0} \mathbf{1} \lambda_0 + [\mathbf{I}_N - \boldsymbol{\varepsilon}'(\mathbf{L}_g + \mathcal{A}_{*0})] \boldsymbol{\lambda}(k) \\ \quad + \sigma(k) \Delta\hat{\mathbf{P}}(k), \\ \mathbf{P}(k) = \Phi(\boldsymbol{\lambda}(k)), \\ \Delta\hat{\mathbf{P}}(k+1) = (\mathbf{I}_N - \mathbf{C}')[(\mathbf{I}_N - \mu' \mathbf{L}_g) \Delta\hat{\mathbf{P}}(k) \\ \quad + \Delta\mathbf{P}(k+1) - \Delta\mathbf{P}(k)], \\ \Delta\mathbf{P}_M(k+1) = \mathbf{C}'[(\mathbf{I}_N - \mu' \mathbf{L}_g) \Delta\hat{\mathbf{P}}(k) \\ \quad + \Delta\mathbf{P}(k+1) - \Delta\mathbf{P}(k)], \end{cases} \quad (22)$$

where $\mathbf{C}' = \mathcal{A}_{*0} \mathcal{A}_{0*}$. From (22), we have

$$\begin{aligned} & \Delta\hat{\mathbf{P}}(k+1) \\ &= (\mathbf{I}_N - \mathbf{C}')[(\mathbf{I}_N - \mu' \mathbf{L}_g) \Delta\hat{\mathbf{P}}(k) + \Delta\mathbf{P}(k+1) - \Delta\mathbf{P}(k)] \\ &= (\mathbf{I}_N - \mathbf{C}')(\mathbf{I}_N - \mu' \mathbf{L}_g) \Delta\hat{\mathbf{P}}(k) \\ & \quad + (\mathbf{I}_N - \mathbf{C}')(\Delta\mathbf{P}(k+1) - \Delta\mathbf{P}(k)), \end{aligned} \quad (23)$$

which together with the definition of $\Delta\mathbf{P}(k)$ gives

$$\begin{aligned} & \sup_{k \geq 0} \|\Delta\mathbf{P}(k+1) - \Delta\mathbf{P}(k)\| \\ & \leq 2 \sup_{k \geq 0} \|\Delta\mathbf{P}(k)\| \leq 2\sqrt{N} \max_{i=1,2,\dots,N} (P_{Di} - \underline{P}_i - B_i \underline{P}_i^2). \end{aligned} \quad (24)$$

From Assumption 5, we know that for any $i = M' + 1, M' + 2, \dots, N$, there is $j \in \{1, 2, \dots, M'\}$, so that there is a path from

j to i . Then by Assumption 7 and Lemma 1, we get that the eigenvalues of $(\mathbf{I}_N - \mathbf{C}')(\mathbf{I}_N - \mu' \mathbf{L}_g)$ are all inside the unit disk. This together with (23) and (24) we can get

$$\sup_{k \geq 0} \|\Delta \hat{\mathbf{P}}(k)\| < \infty. \quad (25)$$

From Assumptions 5 and 6, we know that the eigenvalues of $\mathbf{I}_N - \mathbf{E}'(\mathbf{L}_g + \mathbf{A}_{*0})$ are all inside the unit disk of the complex plane. By (22) we get

$$\begin{aligned} & \boldsymbol{\lambda}(k+1) - \mathbf{1}\lambda_0 \\ &= [\mathbf{I}_N - \mathbf{E}'(\mathbf{L}_g + \mathbf{A}_{*0})](\boldsymbol{\lambda}(k) - \mathbf{1}\lambda_0) + \sigma(k)\Delta \hat{\mathbf{P}}(k). \end{aligned}$$

Then by Assumption 8 and (25) leads to

$$\lim_{k \rightarrow \infty} (\lambda_i(k) - \lambda_0) = 0, \quad i = 1, 2, \dots, N.$$

This together with (16) leads to

$$\lim_{k \rightarrow \infty} P_i(k) = P_i^*, \quad i = 1, 2, \dots, N, \quad (26)$$

where P_i^* is given by (4). Then from the above and the definition of $\Delta \mathbf{P}(k)$, we have

$$\lim_{k \rightarrow \infty} (\Delta \mathbf{P}(k+1) - \Delta \mathbf{P}(k)) = \mathbf{0}.$$

This together (23) and Lemma 1 leads to

$$\lim_{k \rightarrow \infty} \Delta \hat{\mathbf{P}}(k) = \mathbf{0}. \quad (27)$$

From (22) and (21), noticing that $\mathbf{1}_N^T \mathbf{L}_g = 0$, we get

$$\begin{aligned} & \mathbf{1}_N^T [\Delta \hat{\mathbf{P}}(k+1) - \Delta \mathbf{P}(k+1)] + P_{MG}(k+1) \\ &= \mathbf{1}_N^T [\Delta \hat{\mathbf{P}}(k+1) - \Delta \mathbf{P}(k+1)] + \mathbf{1}_N^T \mathbf{P}_M(k+1) \\ &= \mathbf{1}_N^T [\Delta \hat{\mathbf{P}}(k+1) - \Delta \mathbf{P}(k+1)] + \mathbf{1}_N^T \mathbf{P}_M(k) + \mathbf{1}_N^T \Delta \mathbf{P}_M(k+1) \\ &= \mathbf{1}_N^T [\Delta \hat{\mathbf{P}}(k+1) + \Delta \mathbf{P}_M(k+1) - \Delta \mathbf{P}(k+1)] + \mathbf{1}_N^T \mathbf{P}_M(k) \\ &= \mathbf{1}_N^T [(\mathbf{I}_N - \mu' \mathbf{L}_g) \Delta \hat{\mathbf{P}}(k) - \Delta \mathbf{P}(k)] + \mathbf{1}_N^T \mathbf{P}_M(k) \\ &= \mathbf{1}_N^T [\Delta \hat{\mathbf{P}}(k) - \Delta \mathbf{P}(k)] + \mathbf{1}_N^T \mathbf{P}_M(k) \\ &\vdots \\ &= \mathbf{1}_N^T [\Delta \hat{\mathbf{P}}(0) - \Delta \mathbf{P}(0)] + \mathbf{1}_N^T \mathbf{P}_M(0) \\ &= \mathbf{1}_N^T [\Delta \hat{\mathbf{P}}(0) - \Delta \mathbf{P}(0)] + P_{MG}(0), \quad k = 0, 1, 2, \dots \end{aligned} \quad (28)$$

Then from $\Delta \hat{\mathbf{P}}(0) = \Delta \mathbf{P}(0)$, $P_{Mi}(0) = 0$ and the definition of $\Delta \mathbf{P}(k)$, we have

$$\sum_{i=1}^N \Delta \hat{P}_i(k) + P_{MG}(k) + \sum_{i=1}^N P_i(k) = \sum_{i=1}^N P_{Di} + \sum_{i=1}^N B_i P_i^2(k),$$

which together with (27) and (26) leads to

$$\lim_{k \rightarrow \infty} P_{MG}(k) = \sum_{i=1}^N P_{Di} + \sum_{i=1}^N B_i (P_i^*)^2 - \sum_{i=1}^N P_i^* = P_{MG}^*.$$

■

If the microgrid is in the isolated mode, we have the following theorem.

Theorem 3: For the algorithm (15)-(20), if Assumptions 5-8 hold and $g = 0$, then for any $i, j \in 1, 2, \dots, N, i \neq j$, we have

$$\begin{aligned} & \lim_{k \rightarrow \infty} (\lambda_i(k) - \lambda_j(k)) = 0, \quad i, j = 1, 2, \dots, N, \\ & \sup_{k \geq 0} |\Delta \hat{P}_i(k)| < \infty, \quad i = 1, 2, \dots, N. \end{aligned} \quad (29)$$

That is, the incremental costs of all distributed generators tend to be equal asymptotically and the estimates of all ICUs for the average power mismatch are bounded.

Proof: If $g = 0$, then from (19), it follows that $P_{Mi}(k) \equiv 0$. Then by (21), we have $P_{MG}(k) \equiv 0$.

Rewrite (15)-(20) in a compact form, then we get

$$\boldsymbol{\lambda}(k+1) = (\mathbf{I}_N - \mathbf{E}' \mathbf{L}_g) \boldsymbol{\lambda}(k) + \sigma(k) \Delta \hat{\mathbf{P}}(k), \quad (30)$$

$$\mathbf{P}(k) = \Phi(\boldsymbol{\lambda}(k)), \quad (31)$$

$$\begin{aligned} \Delta \hat{\mathbf{P}}(k+1) &= (\mathbf{I}_N - \mu' \mathbf{L}_g) \Delta \hat{\mathbf{P}}(k) \\ &\quad + \Delta \mathbf{P}(k+1) - \Delta \mathbf{P}(k), \end{aligned} \quad (32)$$

Denote $\delta_{\boldsymbol{\lambda}}(k) = (\mathbf{I}_N - \mathbf{J}_N) \boldsymbol{\lambda}(k)$, $\delta_{\hat{\mathbf{P}}}(k) = (\mathbf{I}_N - \mathbf{J}_N) \Delta \hat{\mathbf{P}}(k)$. From (32), we have

$$\begin{aligned} & \delta_{\hat{\mathbf{P}}}(k) \\ &= (\mathbf{I}_N - \mu' \mathbf{L}_g) \delta_{\hat{\mathbf{P}}}(k-1) + (\mathbf{I}_N - \mathbf{J}_N) (\Delta \mathbf{P}(k) - \Delta \mathbf{P}(k-1)) \\ &= (\mathbf{I}_N - \mu' \mathbf{L}_g)^k \delta_{\hat{\mathbf{P}}}(0) + \sum_{j=0}^{k-1} (\mathbf{I}_N - \mu' \mathbf{L}_g)^{k-1-j} (\mathbf{I}_N - \mathbf{J}_N) \\ &\quad (\Delta \mathbf{P}(j+1) - \Delta \mathbf{P}(j)). \end{aligned} \quad (33)$$

Then by Assumptions 5 and 7, we know that

$$\lim_{k \rightarrow \infty} (\mathbf{I}_N - \mu' \mathbf{L}_g)^k = \mathbf{J}_N, \quad (34)$$

and

$$\|(\mathbf{I}_N - \mu' \mathbf{L}_g)^k - \mathbf{J}_N\| \leq c_1 \rho_1^k, \quad (35)$$

where $\rho_1 \in (0, 1)$ and $c_1 > 0$ are both non-negative constants. From (34) and the definition of $\delta_{\hat{\mathbf{P}}}(k)$, we get

$$\lim_{k \rightarrow \infty} (\mathbf{I}_N - \mu' \mathbf{L}_g)^k \delta_{\hat{\mathbf{P}}}(0) = \mathbf{0}. \quad (36)$$

From the properties of the Laplacian matrix \mathbf{L}_g , it is known that

$$\begin{aligned} & (\mathbf{I}_N - \mu' \mathbf{L}_g)^{k-1-j} \mathbf{J}_N \\ &= (\mathbf{I}_N - \mu' \mathbf{L}_g)^{k-j-2} (\mathbf{I}_N - \mu' \mathbf{L}_g) \mathbf{J}_N \\ &= (\mathbf{I}_N - \mu' \mathbf{L}_g)^{k-j-2} (\mathbf{J}_N - \mu' \mathbf{L}_g \mathbf{J}_N) \\ &= (\mathbf{I}_N - \mu' \mathbf{L}_g)^{k-j-2} \mathbf{J}_N \\ &= \dots \\ &= \mathbf{J}_N. \end{aligned} \quad (37)$$

This together with (35) leads to

$$\begin{aligned} & \left\| \sum_{j=0}^{k-1} (\mathbf{I}_N - \mu' \mathbf{L}_g)^{k-1-j} (\mathbf{I}_N - \mathbf{J}_N) (\Delta \mathbf{P}(j+1) - \Delta \mathbf{P}(j)) \right\| \\ &= \left\| \sum_{j=0}^{k-1} ((\mathbf{I}_N - \mu' \mathbf{L}_g)^{k-1-j} - \mathbf{J}_N) (\Delta \mathbf{P}(j+1) - \Delta \mathbf{P}(j)) \right\| \\ &\leq \sum_{j=0}^{k-1} \|(\mathbf{I}_N - \mu' \mathbf{L}_g)^{k-1-j} - \mathbf{J}_N\| \|\Delta \mathbf{P}(j+1) - \Delta \mathbf{P}(j)\| \\ &\leq \sum_{j=0}^{k-1} c_1 \rho_1^{k-1-j} 2 \sup_{j \geq 0} \|\Delta \mathbf{P}(j)\| \\ &\leq 2c_1 \sup_{j \geq 0} \|\Delta \mathbf{P}(j)\| \sum_{j=0}^{\infty} \rho_1^j \\ &\leq \frac{2c_1 \sqrt{N} \max_{i=1,2,\dots,N} (P_{Di} - \underline{P}_i - B_i \underline{P}_i^2)}{1 - \rho_1}. \end{aligned}$$

Then from (33) and (36), we have

$$\sup_{k \geq 0} \|\delta_{\hat{\mathbf{P}}}(k)\| < \infty. \quad (38)$$

From (32) and $\mathbf{1}_N^T \mathbf{L}_g = 0$, it is known that

$$\begin{aligned} & \mathbf{1}_N^T [\Delta \hat{\mathbf{P}}(k+1) - \Delta \mathbf{P}(k+1)] \\ &= \mathbf{1}_N^T [(\mathbf{I}_N - \mu' \mathbf{L}_g) \Delta \hat{\mathbf{P}}(k) - \Delta \mathbf{P}(k)] \\ &= \mathbf{1}_N^T [\Delta \hat{\mathbf{P}}(k) - \Delta \mathbf{P}(k)] \\ &\dots \\ &= \mathbf{1}_N^T [\Delta \hat{\mathbf{P}}(0) - \Delta \mathbf{P}(0)] \\ &= 0, \quad k = 0, 1, 2, \dots, \end{aligned}$$

which means

$$\mathbf{1}_N^T \Delta \hat{\mathbf{P}}(k) = \mathbf{1}_N^T \Delta \mathbf{P}(k), \quad k = 0, 1, 2, \dots \quad (39)$$

Then from the above and the definition of $\delta_{\hat{\mathbf{P}}}(k)$, we get

$$\begin{aligned} \Delta \hat{\mathbf{P}}(k) &= \mathbf{J}_N \Delta \hat{\mathbf{P}}(k) + \delta_{\hat{\mathbf{P}}}(k) = \frac{1}{N} \mathbf{1}_N \mathbf{1}_N^T \Delta \hat{\mathbf{P}}(k) + \delta_{\hat{\mathbf{P}}}(k) \\ &= \mathbf{J}_N \Delta \mathbf{P}(k) + \delta_{\hat{\mathbf{P}}}(k), \quad k = 0, 1, 2, \dots \end{aligned} \quad (40)$$

From (16), we know that $\sup_{k \geq 0} \|\Delta \mathbf{P}(k)\| < \infty$. Then by (38), we get

$$\sup_{k \geq 0} \|\Delta \hat{\mathbf{P}}(k)\| < \infty.$$

That is, $\sup_{k \geq 0} |\Delta \hat{P}_i(k)| < \infty$, $i = 1, 2, \dots, N$. By (30) and the definition of $\delta_{\lambda}(k)$, we have

$$\begin{aligned} & \delta_{\lambda}(k) \\ &= (\mathbf{I}_N - \mathbf{J}_N) \lambda(k) \\ &= (\mathbf{I}_N - \mathbf{E}' \mathbf{L}_g) (\mathbf{I}_N - \mathbf{J}_N) \lambda(k-1) \\ &\quad + \sigma(k-1) (\mathbf{I}_N - \mathbf{J}_N) \Delta \hat{\mathbf{P}}(k-1) \\ &= (\mathbf{I}_N - \mathbf{E}' \mathbf{L}_g) \delta_{\lambda}(k-1) + \sigma(k-1) \delta_{\hat{\mathbf{P}}}(k-1) \\ &= (\mathbf{I}_N - \mathbf{E}' \mathbf{L}_g)^k \delta_{\lambda}(0) + \sum_{j=0}^{k-1} (\mathbf{I}_N - \mathbf{E}' \mathbf{L}_g)^{k-1-j} \sigma(j) \delta_{\hat{\mathbf{P}}}(j), \\ &\quad k = 0, 1, 2, \dots \end{aligned} \quad (41)$$

From Assumptions 5 and 6, similarly to (34) and (35), it is known that

$$\lim_{k \rightarrow \infty} (\mathbf{I}_N - \mathbf{E}' \mathbf{L}_g)^k = \mathbf{J}_N, \quad (42)$$

and $\|(\mathbf{I}_N - \mathbf{E}' \mathbf{L}_g)^k - \mathbf{J}_N\| \leq c_2 \rho_2^k$, where $\rho_2 \in (0, 1)$, $c_2 > 0$ are both non-negative constants. From (42), we get

$$\lim_{k \rightarrow \infty} (\mathbf{I}_N - \mathbf{E}' \mathbf{L}_g)^k \delta_{\hat{\mathbf{P}}}(0) = \mathbf{0}. \quad (43)$$

Similarly to (37), we have

$$(\mathbf{I}_N - \mathbf{E}' \mathbf{L}_g)^{k-1-j} \mathbf{J}_N = \mathbf{J}_N, \quad j = 0, 1, \dots, k-1.$$

This together with Assumption 8, (42), (41) and (38) leads to

$$\begin{aligned} & \|\delta_{\lambda}(k)\| \\ &\leq \|(\mathbf{I}_N - \mathbf{E}' \mathbf{L}_g)^k \delta_{\lambda}(0)\| + \sum_{j=0}^{k-1} \|(\mathbf{I}_N - \mathbf{E}' \mathbf{L}_g)^{k-1-j} \sigma(j) \delta_{\hat{\mathbf{P}}}(j)\| \\ &= o(1) + \sum_{j=0}^{k-1} \|(\mathbf{I}_N - \mathbf{E}' \mathbf{L}_g)^{k-1-j} - \mathbf{J}_N + \mathbf{J}_N\| \sigma(j) \|\delta_{\hat{\mathbf{P}}}(j)\| \\ &= o(1) + \sum_{j=0}^{k-1} \|(\mathbf{I}_N - \mathbf{E}' \mathbf{L}_g)^{k-1-j} - \mathbf{J}_N\| \sigma(j) \|\delta_{\hat{\mathbf{P}}}(j)\| \\ &\leq o(1) + \sum_{j=0}^{k-1} c_2 \rho_2^{k-1-j} \sigma(j) \|\delta_{\hat{\mathbf{P}}}(j)\| \\ &\leq o(1) + \sup_{j \geq 0} \|\delta_{\hat{\mathbf{P}}}(j)\| \sum_{j=0}^{k-1} c_2 \rho_2^{k-1-j} \sigma(j) = o(1), \quad k \rightarrow \infty, \end{aligned}$$

which implies (29), that is, the incremental costs of all DGs tend to be equal asymptotically. ■

Theorem 3 shows that in the isolated operation mode, the algorithm (15)-(21) ensures that the incremental costs of all DGs tend to be equal asymptotically. Numerical simulation shows that the incremental costs of all DGs will converge to a common value (see Section 5.2 Case Study, as shown in Figure 8.a.) Under the assumption that the incremental costs of all DGs converge, it can be proved that the incremental costs of all DGs converge to the same value, the microgrid system achieves optimal economic dispatch and balance of power supply and demand asymptotically. We have the following proposition.

Proposition 1: For the algorithm (15)-(21), suppose that Assumptions 5-8 hold and $g = 0$. If $\{\lambda_i(k), k = 0, 1, \dots\}$, $i = 1, 2, \dots, N$ converge, then

$$\lim_{k \rightarrow \infty} \lambda_i(k) = \lambda^*, \quad \lim_{k \rightarrow \infty} P_i(k) = P_i^*, \quad \lim_{k \rightarrow \infty} \Delta \hat{P}_i(k) = 0, \quad (44)$$

where λ^* and P_i^* are given by (6) and (7), respectively. Namely, the microgrid system achieves optimal economic dispatch and the balance of power supply and demand asymptotically.

Proof: If Assumptions 5-8 hold and $g = 0$, then by Theorem 3, we have $\lim_{k \rightarrow \infty} (\lambda_i(k) - \lambda_j(k)) = 0$, $i, j \in 1, 2, \dots, N$, $i \neq j$.

From (33), (35) and (36), we have

$$\begin{aligned} & \|\delta_{\hat{\mathbf{P}}}(k)\| \\ &= \|(\mathbf{I}_N - \mu' \mathbf{L}_g)^k \delta_{\hat{\mathbf{P}}}(0)\| \\ &\quad + \sum_{j=0}^{k-1} \|(\mathbf{I}_N - \mu' \mathbf{L}_g)^{k-1-j} - \mathbf{J}_N\| (\Delta \mathbf{P}(j+1) - \Delta \mathbf{P}(j))\| \\ &\leq \|(\mathbf{I}_N - \mu' \mathbf{L}_g)^k \delta_{\hat{\mathbf{P}}}(0)\| \\ &\quad + \sum_{j=0}^{k-1} \|(\mathbf{I}_N - \mu' \mathbf{L}_g)^{k-1-j} - \mathbf{J}_N\| \|(\Delta \mathbf{P}(j+1) - \Delta \mathbf{P}(j))\| \\ &\leq o(1) + \sum_{j=0}^{k-1} c_1 \rho_1^{k-1-j} \|(\Delta \mathbf{P}(j+1) - \Delta \mathbf{P}(j))\|. \end{aligned} \quad (45)$$

If $\{\lambda_i(k), k = 0, 1, \dots\}$, $i = 1, 2, \dots, N$ converge, then from (16), it follows that $\{\mathbf{P}(k), k = 0, 1, \dots\}$ converges. Then by the definition of $\Delta P_i(k)$, we have $\{\Delta P_i(k), k = 0, 1, \dots\}$, $i = 1, 2, \dots, N$

converge. Thus, for any given $\varepsilon > 0$, there is a positive integer L , such that $\|\Delta\mathbf{P}(k+1) - \Delta\mathbf{P}(k)\| \leq \varepsilon$, $k \geq L$. This implies that

$$\begin{aligned}
& \sum_{j=0}^{k-1} c_1 \rho_1^{k-1-j} \|(\Delta\mathbf{P}(j+1) - \Delta\mathbf{P}(j))\| \\
= & \sum_{j=0}^{L-1} c_1 \rho_1^{k-1-j} \|(\Delta\mathbf{P}(j+1) - \Delta\mathbf{P}(j))\| \\
& + \sum_{j=L}^{k-1} c_1 \rho_1^{k-1-j} 2 \|(\Delta\mathbf{P}(j+1) - \Delta\mathbf{P}(j))\| \\
\leq & \rho_1^{k-1} \sum_{j=0}^{L-1} c_1 \rho_1^{-j} \|(\Delta\mathbf{P}(j+1) - \Delta\mathbf{P}(j))\| + \sum_{j=L}^{k-1} c_1 \rho_1^{k-1-j} \varepsilon \\
= & \rho_1^{k-1} \sum_{j=0}^{L-1} c_1 \rho_1^{-j} \|(\Delta\mathbf{P}(j+1) - \Delta\mathbf{P}(j))\| + \sum_{j=0}^{k-1-L} c_1 \rho_1^j \varepsilon \\
\leq & \rho_1^{k-1} \sum_{j=0}^{L-1} c_1 \rho_1^{-j} \|(\Delta\mathbf{P}(j+1) - \Delta\mathbf{P}(j))\| + \sum_{j=0}^{\infty} c_1 \rho_1^j \varepsilon \\
= & o(1) + \frac{\varepsilon c_1}{1 - \rho_1}, \quad k \rightarrow \infty,
\end{aligned}$$

which together with (45) gives

$$\lim_{k \rightarrow \infty} \|\delta_{\hat{\mathbf{P}}}(k)\| = 0. \quad (46)$$

Then from (40) and the above, we get $\{\Delta\hat{\mathbf{P}}(k), k = 0, 1, \dots\}$ converges, which means that $\lim_{k \rightarrow \infty} \mathbf{1}_N^T \Delta\hat{\mathbf{P}}(k)$ exists. From (30), we have

$$\mathbf{1}_N^T \boldsymbol{\lambda}(k+1) = \mathbf{1}_N^T \boldsymbol{\lambda}(0) + \sum_{j=0}^k \sigma(j) \mathbf{1}_N^T \Delta\hat{\mathbf{P}}(j), \quad k = 0, 1, 2, \dots,$$

This together with the convergence of $\{\lambda_i(k), k = 0, 1, \dots\}$, $i = 1, 2, \dots, N$ leads to that the series $\sum_{j=0}^k \sigma(j) \mathbf{1}_N^T \Delta\hat{\mathbf{P}}(j)$ converges.

Now we prove that $\lim_{k \rightarrow \infty} \mathbf{1}_N^T \Delta\hat{\mathbf{P}}(k) = 0$. We use reduction to absurdity.

Assume that $\lim_{k \rightarrow \infty} \mathbf{1}_N^T \Delta\hat{\mathbf{P}}(k) > 0$. Then there is a positive integer k_0 , and a constant $\omega > 0$ such that $\mathbf{1}_N^T \Delta\hat{\mathbf{P}}(k) \geq \omega$, $k = k_0, k_0 + 1, \dots$. From Assumption 8, we have

$$\sum_{j=k_0}^k \sigma(j) \mathbf{1}_N^T \Delta\hat{\mathbf{P}}(j) \geq \omega \sum_{j=k_0}^k \sigma(j) \rightarrow \infty, \quad k \rightarrow \infty,$$

This is in contradiction with convergence of $\sum_{j=0}^k \sigma(j) \mathbf{1}_N^T \Delta\hat{\mathbf{P}}(j)$. Thus, $\lim_{k \rightarrow \infty} \mathbf{1}_N^T \Delta\hat{\mathbf{P}}(k) \leq 0$. Similarly, one can prove that $\lim_{k \rightarrow \infty} \mathbf{1}_N^T \Delta\hat{\mathbf{P}}(k) \geq 0$. Therefore, $\lim_{k \rightarrow \infty} \mathbf{1}_N^T \Delta\hat{\mathbf{P}}(k) = 0$. Then by (39), we have $\lim_{k \rightarrow \infty} \mathbf{1}_N^T \Delta\mathbf{P}(k) = \lim_{k \rightarrow \infty} \mathbf{1}_N^T \Delta\hat{\mathbf{P}}(k) = 0$, which together with (40) and (46) gives

$$\lim_{k \rightarrow \infty} \Delta\hat{\mathbf{P}}(k) = \lim_{k \rightarrow \infty} \mathbf{J}_N \Delta\mathbf{P}(k) = \lim_{k \rightarrow \infty} \frac{1}{N} \mathbf{1}_N \mathbf{1}_N^T \Delta\mathbf{P}(k) = \mathbf{0},$$

that is, $\lim_{k \rightarrow \infty} \Delta\hat{P}_i(k) = 0$, $i = 1, 2, \dots, N$. Note that (39) means

$$\sum_i^N \Delta\hat{P}_i(k) + \sum_i^N P_i(k) = \sum_{i=1}^N P_{Di} + \sum_{i=1}^N B_i P_i^2(k), \quad k = 0, 1, 2, \dots$$

This together with $\lim_{k \rightarrow \infty} \Delta\hat{P}_i(k) = 0$, $i = 1, 2, \dots, N$ leads to that the balance of supply and demand is achieved for the microgrid system asymptotically. From the convergence of $\{\lambda_i(k), k = 0, 1, \dots\}$, $i = 1, 2, \dots, N$, Theorem 3 and the fact that

incremental costs of all DGs are equal and the power supply and demand are balanced for the optimal solution of economic dispatch, we have (44). ■

Through the above analysis, we can find that the algorithm (15)-(21) can ensure the optimal economic dispatch of the Energy Internet in both grid-connected and isolated modes. Next, we will show that the algorithm (15)-(21) ensures that the microgrid can perform reliable transition between the grid-connected and isolated operation modes and keep the “energy conservation”.

Theorem 4: For the algorithm (15)-(21), suppose that Assumptions 5-8 hold. Then the microgrid system can achieve reliable transformation between isolated and grid-connected modes. That is, the estimate for the total power mismatch of the microgrid system $\mathbf{1}_N^T \Delta\hat{\mathbf{P}}(k)$ plus the active power of exchanged with the distribution system $P_{MG}(k)$ is always equal to the real total power mismatch of the microgrid system $\mathbf{1}_N^T \Delta\mathbf{P}(k)$ whether the microgrid is in grid-connected or isolated mode, and the balance of power supply and demand is maintained when mode switching happens.

Proof: Without loss of generality, assume that when $k = T + 1$, g changes from 1 to 0, that is, the microgrid transits from the grid-connected operation mode to the isolated operation mode.

When $0 \leq k \leq T$, the microgrid is in grid-connected mode. From (28), we have

$$\mathbf{1}_N^T [\Delta\hat{\mathbf{P}}(k) - \Delta\mathbf{P}(k)] + P_{MG}(k) = 0, \quad k = 0, 1, 2, \dots, T.$$

That is, the algorithm (15)-(21) ensure that the estimates for the total power mismatch of the microgrid system $\mathbf{1}_N^T \Delta\hat{\mathbf{P}}(k)$ plus the active power exchanged with the distribution system $P_{MG}(k)$ is always equal to the real total power mismatch of the microgrid system $\mathbf{1}_N^T \Delta\mathbf{P}(k)$.

When $k > T$, the microgrid is in isolated mode and $P_{MG}(k) \equiv 0$. From (20), it is known that $\Delta\hat{\mathbf{P}}(T+1)$ depends on $\mathbf{P}_M(T)$ which is not zero as $\mathbf{P}_M(0)$. Next we divide the time interval $k > T$ into $k = T + 1$ and $k > T + 1$.

When $k = T + 1$, it is obtained from (16)-(20) that

$$\begin{cases} \mathbf{P}(T+1) = \Phi(\boldsymbol{\lambda}(T+1)), \\ \Delta\hat{\mathbf{P}}(T+1) = (\mathbf{I}_N - \mu' \mathbf{L}_g) \Delta\hat{\mathbf{P}}(T) \\ \quad + \Delta\mathbf{P}(T+1) - \Delta\mathbf{P}(T) + \mathcal{A}_{*0} \mathbf{P}_M(T), \end{cases} \quad (47)$$

From (18) and (19), it can be seen that $\mathbf{1}_N^T \mathbf{P}_M(k) = \mathbf{1}_N^T \mathcal{A}_{*0} \mathbf{P}_M(k)$. Then from (47), we get

$$\begin{aligned}
& \mathbf{1}_N^T [\Delta\hat{\mathbf{P}}(T+1) - \Delta\mathbf{P}(T+1)] \\
& = \mathbf{1}_N^T [\Delta\hat{\mathbf{P}}(T) - \Delta\mathbf{P}(T) + \mathcal{A}_{*0} \mathbf{P}_M(T)] \\
& = \mathbf{1}_N^T [\Delta\hat{\mathbf{P}}(T) - \Delta\mathbf{P}(T) + \mathbf{P}_M(T)] \\
& = 0.
\end{aligned}$$

That is, the algorithm (15)-(21) ensures that the estimate for the total power mismatch of the microgrid system $\mathbf{1}_N^T \Delta\hat{\mathbf{P}}(k)$ is equal to the real total power mismatch of the microgrid system $\mathbf{1}_N^T \Delta\mathbf{P}(k)$ at the moment when the grid-connected mode switched to the isolated mode.

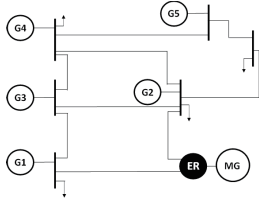


Fig. 5. Energy Internet test system

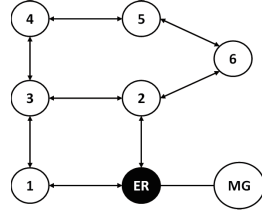


Fig. 6. Communication topology of test system

TABLE I
PARAMETERS OF THE DISTRIBUTED GENERATIONS

DG	α_i	β_i	γ_i	P_i	\bar{P}_i	B_i
G1	-1094.65	93.81	-6173.65	50	200	0.00021
G2	-581.16	56.24	-2802.56	20	70	0.00017
G3	-724.71	64.52	-3850.33	0	100	0.00016
G4	-844.40	73.75	-4604.16	0	150	0.00020
G5	-779.35	67.48	-4260.76	45	180	0.00019

When $k > T + 1$, the microgrid is in isolated operation mode, that is, $g = 0$. From (32) and the above equation, we have

$$\begin{aligned}
 & \mathbf{1}_N^T [\Delta \hat{\mathbf{P}}(k) - \Delta \mathbf{P}(k)] \\
 &= \mathbf{1}_N^T [(\mathbf{I}_N - \mu' \mathbf{L}_g) \Delta \hat{\mathbf{P}}(k-1) + \Delta \mathbf{P}(k) - \Delta \mathbf{P}(k-1) - \Delta \mathbf{P}(k)] \\
 &= \mathbf{1}_N^T [\Delta \hat{\mathbf{P}}(k-1) - \Delta \mathbf{P}(k-1)] \\
 &\dots \\
 &= \mathbf{1}_N^T [\Delta \hat{\mathbf{P}}(T+1) - \Delta \mathbf{P}(T+1)] \\
 &= 0, \quad k = T+2, T+3, \dots,
 \end{aligned}$$

that is, the algorithm (15)-(21) ensures the estimate for the total power mismatch of the microgrid system $\mathbf{1}_N^T \Delta \hat{\mathbf{P}}(k)$ is equal to the real total power mismatch of the microgrid system $\mathbf{1}_N^T \Delta \mathbf{P}(k)$ in the isolated mode.

Similarly, if g changes from 0 to 1 at some time, then the above properties are also satisfied. ■

V. NUMERICAL EXAMPLES

In this section, we provide two examples to demonstrate the effectiveness of the proposed algorithms. The structure of the test system and the communication topology are shown in Fig. 5 and Fig. 6, respectively, containing 5 DGs, 1 ER, and 4 loads. The microgrid is connected to the distribution system or main grid through the ER. The parameters of each DG are given in Table I.

A. Feasibility of grid-connected mode

For this case, the total demand of the 4 loads is 550 MW, and the loads at buses 1, 2, 4, and 6 are 50 MW, 150 MW, 150 MW, and 200 MW, respectively. The electricity price of the distribution system obtained by the ER is 85 ¥/MW. The simulation results are shown in Fig. 7. We can see that the incremental costs of all DGs asymptotically converge to the electricity price of the distribution system obtained by the ER. Furthermore, when the system approaches the

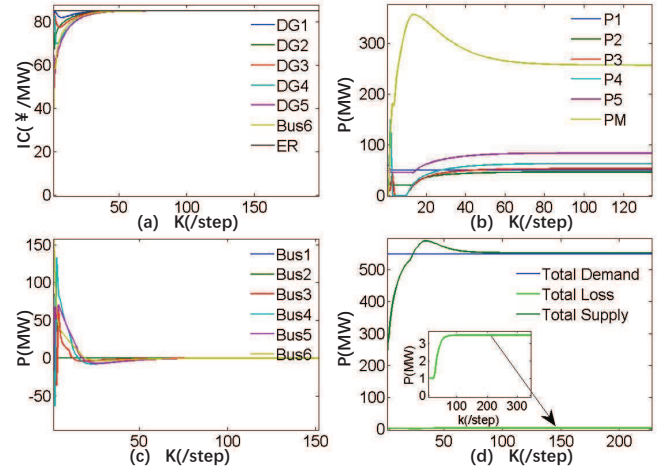


Fig. 7. Grid connected operation. (a) Incremental costs; (b) Active power generated by each DG and active power exchanged with the distribution system; (c) Estimates of ICUs for average power mismatch; (d) Total supply, demand and loss.

steady state, the active power generated by each DG are given by $P_1 = 50.000\text{MW}$, $P_2 = 46.423\text{MW}$, $P_3 = 53.091\text{MW}$, $P_4 = 63.078\text{MW}$, $P_5 = 83.829\text{MW}$, respectively. The total loss caused by the DGs is 3.473MW, and the active power supplied by the power distribution system is 257.053MW, which means that the active power generated by the microgrid itself cannot meet its own demand, and it needs the distribution system to supply power. Simulation results show that the proposed algorithm is effective in the grid-connected mode.

B. Feasibility of smooth transition between isolated mode and grid-connected mode

This case focuses on the performance of proposed algorithm in the isolated and grid-connected mode. For this case, when $k = 250$, the distribution system fails, the ER sets the microgrid operation mode decision variable g to 0, indicating that the microgrid is now in isolated mode. The simulation results are shown in Fig. 8, which shows that when the microgrid transits to isolated mode, the power supply by the distribution system is cutted off immediately. The incremental costs of all DGs as shown in Fig. 8.(a) converge to the new optimal state $\lambda^* = 88.541 \text{ ¥/MW}$; Fig. 8.(b) shows that the power generated by each DGs are $P_1 = 105.977\text{MW}$, $P_2 = 70.000\text{MW}$, $P_3 = 100.000\text{MW}$, $P_4 = 133.527\text{MW}$, $P_5 = 154.537\text{MW}$, respectively. The total loss becomes 12.895MW. The simulation results show that the microgrid can perform reliable transition between the grid-connected and isolated operation modes and always satisfy the “energy conservation”.

VI. CONCLUSION

In this paper, distributed economic dispatch algorithms for an Energy Internet based on multi-agent consensus control and incremental power supplying by the ER have been proposed. Firstly, the grid-connected case is considered and all ICUs know that the microgrid is in the grid-connected mode. It is proved that if the topology of the Energy Internet contains a

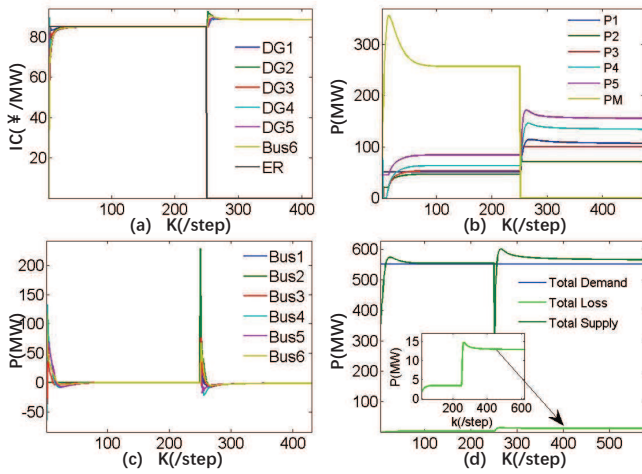


Fig. 8. Isolated and grid-connected operation. (a) Incremental costs; (b) Active power generated by each DG and active power exchanged with the distribution system; (c) Estimates of ICUs for average power mismatch; (d) Total power supply, demand and loss.

spanning tree with the ER as the root node, all bus nodes of the microgrid form an undirected graph, and there is a path from each bus node to the ER, then the algorithm can ensure that the incremental costs of all DGs converge to the electricity price of the distribution system, the balance of power supply and demand of the whole microgrid is achieved and the optimal economic dispatch is achieved asymptotically. Furthermore, a fully distributed and autonomous economic dispatch algorithm is proposed which can switches between the grid-connected and isolated operation modes smoothly based on the grid-connected algorithm. The ICUs which are not neighbors of the ER do not need to know the operation mode of the microgrid. It is proved that if the network topology of the Energy Internet contains a spanning tree with the ER as the root, the network topology of the microgrid is a connected and there is at least one bus node neighboring the ER bidirectionally, then the algorithm can ensure that the microgrid can reliably transit between the isolated and the grid-connected modes. Finally, the effectiveness of the algorithms are demonstrated by numerical simulations.

It should be pointed out that we only consider optimal economic dispatch algorithms on the dispatch level. It is worth studying how to design the corresponding controller to implement the optimal economic dispatch solution on the physical layer. Also, this paper is focused on the case with ideal communication. However, in actual communication networks among ICUs, there must be many uncertainties such as noises, packet dropouts and random switching of communication topologies, which also need future investigation.

REFERENCES

- [1] J. P. Lopes, N. Hatzigiorgiou, J. Mutale, P. Djapic, N. Jenkins, "Integrating distributed generation into electric power systems: A review of drivers, challenges and opportunities," *Electr Pow Syst Res*, vol. 77, no. 9, pp. 1189–1203, Jul. 2007.
- [2] B. Awad, J. Wu, N. Jenkins, "Control of distributed generation," *E & I*, vol. 125, no. 12, pp. 409–414, Dec. 2008.
- [3] X. X. Zhou, R. Zeng, F. Gao, L. Qu, "Development status and prospects of the Energy Internet," *Sci Sin*, vol. 47, no. 2, pp. 149–170, Feb. 2017.
- [4] X. Guan, Z. Xu, Q. S. Jia, "Energy-efficient buildings facilitated by microgrid," *IEEE Trans. Smart Grid*, vol. 1, no. 3, pp. 243–252, Dec. 2010.
- [5] M. D. Ilic, L. Xie, U. A. Khan, J. M. F. Moura, "Modeling of future cyber-physical energy systems for distributed sensing and control," *IEEE Trans. on Syst. Man & Cy. P. A Syst & Hum*, vol. 40, no. 4, pp. 825–838, Jul. 2010.
- [6] A. Q. Huang, M. L. Crow, G. T. Heydt, J. P. Zheng, S. J. Dale, "The future renewable electric energy delivery and management (freedom) system: the Energy Internet," *P IEEE*, vol. 99, no. 1, pp. 133–148, Jan. 2011.
- [7] J. Cao, K. Meng, J. Wang, M. Yang, Z. Chen, W. Li, C. Lin, "An Energy Internet and energy routers," *Sci Sin*, vol. 44, no. 6, pp. 714–727, Mar. 2014.
- [8] C. E. Lin, G. L. Viviani, "Hierarchical economic dispatch for piecewise quadratic cost functions," *IEEE Trans. Power App. Syst*, Vol. PAS-103, no. 6, pp. 1170–1175, Jun. 1984.
- [9] H. T. Yang, S. L. Chen, "Incorporating a multi-criteria decision procedure into the combined dynamic programming/production simulation algorithm for generation expansion planning," *IEEE Trans. Power Syst.*, vol. 4, no. 1, pp. 165–175, Feb. 1989.
- [10] D. C. Walters, G. B. Sheble, "Genetic algorithm solution of economic dispatch with valve point loading," *IEEE Trans. Power Syst.*, vol. 8, no. 3, pp. 1325–1332, Aug. 1993.
- [11] K. T. Chaturvedi, M. Pandit, L. Srivastava, "Particle swarm optimization with crazy particles for nonconvex economic dispatch," *Appl. Soft Comput.*, vol. 9, no. 3, pp. 962–969, Jun. 2009.
- [12] J. B. Park, Y. W. Jeong, J. R. Shin, K. Y. Lee, "An improved particle swarm optimization for nonconvex economic dispatch problems," *IEEE Trans. Power Syst.*, vol. 25, no. 1, pp. 156–166, Feb. 2010.
- [13] Z. Zhang, M. Y. Chow, "Convergence analysis of the incremental cost consensus algorithm under different communication network topologies in a smart grid," *IEEE Trans. Power Syst.*, vol. 27, no. 4, pp. 1761–1768, Nov. 2012.
- [14] G. Binetti, A. Davoudi, F. L. Lewis, D. Naso, B. Turchiano, "Distributed consensus-based economic dispatch with transmission losses," *IEEE Trans. Power Syst.*, vol. 29, no. 4, pp. 1711–1720, Jul. 2014.
- [15] Z. Zhang, X. Ying, M. Y. Chow, "Decentralizing the economic dispatch problem using a two-level incremental cost consensus algorithm in a smart grid environment," in *43th North American Power Symposium (NAPS)*, Boston, MA, USA, Aug. 2011, pp. 1–7.
- [16] S. Kar, G. Hug, "Distributed robust economic dispatch in power systems: A consensus+ innovations approach," in *2012 Power and Energy Society General Meeting*, San Diego, CA, USA, Jan.-Feb. 2012, pp. 1–8.
- [17] S. Yang, S. Tan, J. X. Xu, "Consensus based approach for economic dispatch problem in a smart grid," *IEEE Trans. Power Syst.*, vol. 28, no. 4, pp. 4416–4426, Nov. 2013.
- [18] T. Yang, D. Wu, Y. Sun, J. Lian, "Minimum-time consensus-based approach for power system applications," *IEEE Trans. Ind. Electron.*, vol. 63 no. 2, pp. 1318–1328, Feb. 2016.
- [19] X. Zhang, H. Xu, T. Yu, B. Yang, M. Xu, "Robust collaborative consensus algorithm for decentralized economic dispatch with a practical communication network," *Electr. Pow. Syst. Res.*, vol. 140, no. 1, pp. 597–610, Nov. 2016.
- [20] Y. Zhang, N. R. Asr, M. Y. Chow, "A robust distributed system incremental cost estimation algorithm for smart grid economic dispatch with communications information losses," *J. Netw. Comput. Appl.*, vol. 59, no. 1, pp. 315–324, Jan. 2016.
- [21] T. Yang, J. Lu, D. Wu, J. Wu, G. Shi, Z. Y. Meng, K. H. Johansson, "A distributed algorithm for economic dispatch over time-varying directed networks with delays," *IEEE Trans. Ind. Electron.*, vol. 64, no. 6, pp. 5095–5106, Jun. 2017.
- [22] Y. Xu, T. Han, K. Cai, Z. Y. Lin, G. F. Yan, M. Y. Fu, "A distributed algorithm for resource allocation over dynamic digraphs," *IEEE Trans. Signal Process.*, vol. 65, no. 10, pp. 2600–2612, May 2017.
- [23] J. Wu, X. Guan, "Coordinated multi-microgrids optimal control algorithm for smart distribution management system," *IEEE Trans. Smart Grid*, vol. 4, no. 4, pp. 2174–2181, Dec. 2013.
- [24] B. Huang, Y. Li, H. Zhang, Q. Sun, "Distributed optimal co-multi-microgrids energy management for Energy Internet," *J.A.S.*, vol. 3, no. 4, pp. 357–364.
- [25] Z. Wang, B. Chen, J. Wang, "Decentralized energy management system for networked microgrids in grid-connected and islanded modes," *IEEE Trans. Smart Grid*, vol. 7, no. 2, pp. 1097–1105, Mar. 2016.
- [26] S. A. H. Soliman, A. A. H. Mantawy, *Modern Optimization Techniques With Applications in Electric Power Systems*, Berlin, Germany: Springer Science and Business Media, 2011.

- [27] D. P. Bertsekas, *Nonlinear Programming*, Belmont, MA (USA): Athena scientific, 1999.
- [28] A. J. Wollenberg, F Bruce, *Power Peneration, Operation, and Control*, UK: Fuel and Energy Abstracts, 1996.
- [29] G. W. Stewart, J. G. Sun, *Matrix Perturbation Theory*, USA: Academic Press, 1990.
- [30] A. P. Seyranian, A. A. Mailybaev, *Multiparameter Stability Theory With Mechanical Applications*, Singapore: World Scientific, 2004.

