

A local search $4/3$ -approximation algorithm for the minimum 3-path partition problem

Yong Chen^{*} Randy Goebel[†] Guohui Lin^{†‡} Longcheng Liu^{§†} Bing Su[¶]
 Weitian Tong^{||†} Yao Xu^{†‡} An Zhang^{*}

December 27, 2018

Abstract

Given a graph $G = (V, E)$, the 3-path partition problem is to find a minimum collection of vertex-disjoint paths each of order at most 3 to cover all the vertices of V . It is different from but closely related to the well-known 3-set cover problem. The best known approximation algorithm for the 3-path partition problem was proposed recently and has a ratio $13/9$. Here we present a local search algorithm and show, by an amortized analysis, that it is a $4/3$ -approximation. This ratio matches up to the best approximation ratio for the 3-set cover problem.

Keywords: k -path partition; path cover; k -set cover; approximation algorithms; amortized analysis

1 Introduction

Motivated by the data integrity of communication in wireless sensor networks and several other applications, the k -PATH PARTITION (k PP) problem was first considered by Yan et al. [13]. Given a simple graph $G = (V, E)$ (we consider only simple graphs), with $n = |V|$ and $m = |E|$, the *order* of a simple path in G is the number of vertices on the path and it is called a k -*path* if its order is k . The k PP problem is to find a minimum collection of vertex-disjoint paths each of order at most k such that every vertex is on some path in the collection.

Clearly, the 2PP problem is exactly the MAXIMUM MATCHING problem, which is solvable in $O(m\sqrt{n} \log(n^2/m)/\log n)$ -time [6]. For each $k \geq 3$, k PP is NP-hard [5]. We point out the key phrase “at most k ” in the definition, that ensures the existence of a feasible solution for any given graph; on the other hand, if one asks for a path partition in which every path has an order exactly

^{*}Emails: {chenyong, anzhang}@hdu.edu.cn. Department of Mathematics, Hangzhou Dianzi University. Hangzhou, Zhejiang, China.

[†]Emails: {rgoebel, guohui, xu2}@ualberta.ca. Department of Computing Science, University of Alberta. Edmonton, Alberta T6G 2E8, Canada.

[‡]Correspondence authors.

[§]Email: longchengliu@xmu.edu.cn. School of Mathematical Sciences, Xiamen University. Xiamen, Fujian, China.

[¶]Email: subing684@sohu.com. School of Economics and Management, Xi’an Technological University. Xi’an, Shaanxi, China.

^{||}Email: wtong@georgiasouthern.edu. Department of Computer Science, Georgia Southern University. Statesboro, Georgia, USA.

k , the problem is called P_k -partitioning and is also NP-complete for any fixed constant $k \geq 3$ [5], even on bipartite graphs of maximum degree three [10]. To the best of our knowledge, there is no approximation algorithm with proven performance for the general k PP problem, except the trivial k -approximation using all 1-paths. For 3PP, Monnot and Toulouse [10] proposed a 3/2-approximation, based on two maximum matchings; recently, Chen et al. [1] presented an improved 13/9-approximation.

The k PP problem is a generalization to the PATH COVER problem [4] (also called PATH PARTITION), which is to find a minimum collection of vertex-disjoint paths which together cover all the vertices in G . PATH COVER contains the HAMILTONIAN PATH problem [5] as a special case, and thus it is NP-hard and it is outside APX unless $P = NP$.

The k PP problem is also closely related to the well-known SET COVER problem. Given a collection of subsets $\mathcal{C} = \{S_1, S_2, \dots, S_m\}$ of a finite ground set $U = \{x_1, x_2, \dots, x_n\}$, an element $x_i \in S_j$ is said to be *covered* by the subset S_j , and a *set cover* is a collection of subsets which together cover all the elements of the ground set U . The SET COVER problem asks to find a minimum set cover. SET COVER is one of the first problems proven to be NP-hard [5], and is also one of the most studied optimization problems for the approximability [7] and inapproximability [11, 3, 12]. The variant of SET COVER in which every given subset has size at most k is called k -SET COVER, which is APX-complete and admits a 4/3-approximation for $k = 3$ [2] and an $(H_k - \frac{196}{390})$ -approximation for $k \geq 4$ [9].

To see the connection between k PP and k -SET COVER, we may take the vertex set V of the given graph as the ground set, and an ℓ -path with $\ell \leq k$ as a subset; then the k PP problem is the same as asking for a minimum *exact* set cover. That is, the k PP problem is a special case of the *minimum* EXACT COVER problem [8], for which unfortunately there is no approximation result that we may borrow. Existing approximations for (non-exact) k -SET COVER do not readily apply to k PP, because in a feasible set cover, an element of the ground set could be covered by multiple subsets. There is a way to enforce the *exactness* requirement in the SET COVER problem, by expanding \mathcal{C} to include all the proper subsets of each given subset $S_j \in \mathcal{C}$. But in an instance graph of k PP, not every subset of vertices on a path is traceable, and so such an expanding technique does not apply. In summary, k PP and k -SET COVER share some similarities, but none contains the other as a special case.

In this paper, we study the 3PP problem. The authors of the 13/9-approximation [1] first presented an $O(nm)$ -time algorithm to compute a k -path partition with the least 1-paths, for any $k \geq 3$; then they applied an $O(n^3)$ -time greedy approach to merge three 2-paths into two 3-paths whenever possible. We aim to design better approximations for 3PP with provable performance, and we achieve a 4/3-approximation. Our algorithm starts with a 3-path partition with the least 1-paths, then it applies a local search scheme to repeatedly search for an *expected collection* of 2- and 3-paths and replace it by a strictly smaller *replacement collection* of new 2- and 3-paths.

The rest of the paper is organized as follows. In Section 2 we present the local search scheme searching for all the expected collections of 2- and 3-paths. The performance of the algorithm is proved through an amortized analysis in Section 3, where we also provide a tight instance. We conclude the paper in Section 4.

2 A local search approximation algorithm

The 13/9-approximation proposed by Chen et al. [1] applies only one replacement operation, which is to merge three 2-paths into two 3-paths. In order to design an approximation for 3PP with better performance, we examine four more replacement operations, each transfers three 2-paths to two 3-paths with the aid of a few other 2- or 3-paths. Starting with a 3-path partition with the least 1-paths, our approximation algorithm repeatedly finds a certain expected collection of 2- and 3-paths and replaces it by a replacement collection of one less new 2- and 3-paths, in which the net gain is exactly one.

In Section 2.1 we present all the replacement operations to perform on the 3-path partition with the least 1-paths. The complete algorithm, denoted as APPROX, is summarized in Section 2.2.

2.1 Local operations and their priorities

Throughout the local search, the 3-path partitions are maintained to have the least 1-paths. Our four local operations are designed so not to touch the 1-paths, ensuring that the final 3-path partition still contains the least 1-paths. These operations are associated with different priorities, that is, one operation applies only when all the other operations of higher priorities (labeled by smaller numbers) fail to apply to the current 3-path partition.¹ We remind the reader that the local search algorithm is iterative, and every iteration ends after executing a designed local operation. The algorithm terminates when none of the designed local operations applies.

Definition 2.1 *With respect to the current 3-path partition \mathcal{Q} , a local OPERATION i_1 - i_2 -BY- j_1 - j_2 , where $j_1 = i_1 - 3$ and $j_2 = i_2 + 2$, replaces an expected collection of i_1 2-paths and i_2 3-paths of \mathcal{Q} by a replacement collection of j_1 2-paths and j_2 3-paths on the same subset of $2i_1 + 3i_2$ vertices.*

In the rest of this section we determine the configurations for all the expected collections and their priorities, respectively.

2.1.1 OPERATION 3-0-BY-0-2, highest priority 1

When three 2-paths of \mathcal{Q} can be connected into a 6-path in the graph G (see Figure 2.1 for an illustration), they form into an expected collection. By removing the middle edge on the 6-path, we achieve two 3-paths on the same six vertices and they form the replacement collection. In the example illustrated in Figure 2.1, with the two edges $(u_1, v_2), (u_2, v_3) \in E$ outside of \mathcal{Q} , OPERATION 3-0-BY-0-2 replaces the three 2-paths u_1 - v_1 , u_2 - v_2 , and u_3 - v_3 of \mathcal{Q} by two new 3-paths v_1 - u_1 - v_2 and u_2 - v_3 - u_3 .

We point out that OPERATION 3-0-BY-0-2 is the only local operation executed in the 13/9-approximation [1].

An OPERATION 3-0-BY-0-2 does not need the assistance of any 3-path of \mathcal{Q} . In each of the following operations, we need the aid of one or two 3-paths of \mathcal{Q} to transfer three 2-paths to two 3-paths. We first note that for a 3-path u - w - $v \in \mathcal{Q}$, if $(u, v) \in E$ too, then if desired, we may *rotate* u - w - v into another 3-path with w being an endpoint (see Figure 2.2 for an illustration). In the following, any 3-path in an expected collection can be either the exact one in \mathcal{Q} or the one rotated from a 3-path in \mathcal{Q} .

¹We remark that the priorities are set up to ease the presentation and the amortized analysis.

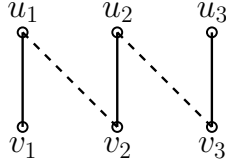


Figure 2.1: The configuration of the expected collection for OPERATION 3-0-BY-0-2, which has the highest priority 1, where solid edges are in \mathcal{Q} and dashed edges are in E but outside of \mathcal{Q} .

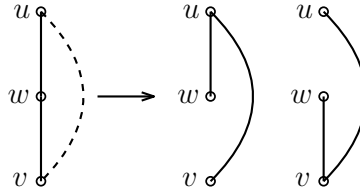


Figure 2.2: A 3-path $u-w-v \in \mathcal{Q}$ can be rotated so that w becomes an endpoint if $(u, v) \in E$, where solid edges are in \mathcal{Q} and dashed edges are in E but outside of \mathcal{Q} .

2.1.2 OPERATION 3-1-BY-0-3, priority 2

Consider an expected collection of three 2-paths $P_1 = u_1-v_1$, $P_2 = u_2-v_2$, $P_3 = u_3-v_3$, and a 3-path $P_4 = u-w-v$ in \mathcal{Q} . Note that an OPERATION 3-1-BY-0-3 applies only when OPERATION 3-0-BY-0-2 fails to apply to the current \mathcal{Q} , that is, P_1 , P_2 , P_3 cannot be connected into a 6-path.² We identify only the following two classes of configurations for the expected collection in an OPERATION 3-1-BY-0-3.

In the first class, which has priority 2.1, u, w, v are adjacent to an endpoint of P_1, P_2, P_3 in G , respectively (see Figure 2.3 for an illustration). The operation breaks the 3-path $u-w-v$ into three singletons and connects each of them to the respective 2-path to form the replacement collection of three new 3-paths. In the example illustrated in Figure 2.3, OPERATION 3-1-BY-0-3 replaces the expected collection by three new 3-paths $u-u_1-v_1$, $w-u_2-v_2$, and $v-u_3-v_3$.

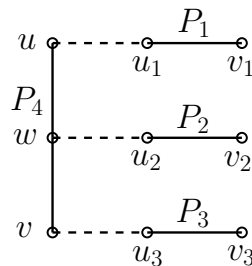


Figure 2.3: The first class of configurations of the expected collection for OPERATION 3-1-BY-0-3, which has priority 2.1, where solid edges are in \mathcal{Q} and dashed edges are in E but outside of \mathcal{Q} .

In the second class, which has priority 2.2, two of the three 2-paths, say P_1 and P_2 , are adjacent and thus they can be replaced by a new 3-path and a singleton. We distinguish two configurations in this class (see Figure 2.4 for illustrations). In the first configuration, the singleton is adjacent to the midpoint w and P_3 is adjacent to one of u and v ; in the second configuration, the singleton and P_3 are adjacent to u and v , respectively. For an expected collection of any of the two configurations,

²This is one of the places where the priorities ease the presentation, by excluding some cases for discussion.

the operation replaces it by three new 3-paths.

In the example illustrated in Figure 2.4a, the singleton is u_1 and P_3 is adjacent to u . OPERATION 3-1-BY-0-3 replaces the expected collection by three new 3-paths $v_1-u_2-v_2$, $v-w-u_1$, and $u-u_3-v_3$. In the example illustrated in Figure 2.4b, the singleton is u_1 and $P_3 = u_3-v_3$ is adjacent to u . OPERATION 3-1-BY-0-3 replaces the expected collection by three new 3-paths $v_1-u_2-v_2$, $w-v-u_1$, and $u-u_3-v_3$.

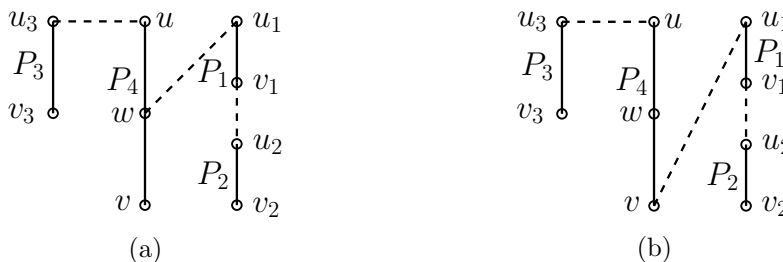


Figure 2.4: The second class of configurations of the expected collection in OPERATION 3-1-BY-0-3, which has priority 2.2, where solid edges are in \mathcal{Q} and dashed edges are in E but outside of \mathcal{Q} .

2.1.3 OPERATION 4-1-BY-1-3, priority 3

Consider an expected collection of four 2-paths $P_1 = u_1-v_1$, $P_2 = u_2-v_2$, $P_3 = u_3-v_3$, $P_4 = u_4-v_4$, and a 3-path $P_5 = u-w-v$ in \mathcal{Q} . Note that an OPERATION 4-1-BY-1-3 applies only when OPERATION 3-0-BY-0-2 and OPERATION 3-1-BY-0-3 both fail to apply to the current \mathcal{Q} .³ We thus consider only the cases when the four 2-paths can be separated into two pairs, each of which are adjacent in the graph G , and we can replace them by two new 3-paths while leaving two singletons which are adjacent to a common vertex on P_5 .

In the configuration for the expected collection in an OPERATION 4-1-BY-1-3, the two singletons are adjacent to a common endpoint, say u , of P_5 (see Figure 2.5 for an illustration), then they can be replaced by a new 2-path $v-w$ and a new 3-path. Overall, the operation replaces the expected collection by three new 3-paths and a new 2-path. In the example illustrated in Figure 2.5, the two singletons are u_1 and u_3 , and they are both adjacent to u . OPERATION 4-1-BY-1-3 replaces the expected collection by three new 3-paths $v_1-u_2-v_2$, $v_3-u_4-v_4$, u_1-u-u_3 , and a new 2-path $w-v$.

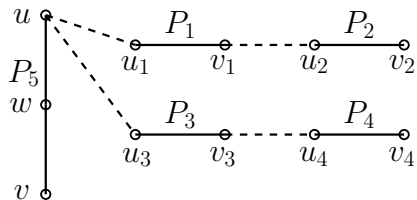


Figure 2.5: The configuration of the expected collection for OPERATION 4-1-BY-1-3, which has priority 3, where solid edges are in \mathcal{Q} and dashed edges are in E but outside of \mathcal{Q} .

³This is another place where the priorities ease the presentation, by excluding some cases for discussion.

2.1.4 OPERATION 4-2-BY-1-4, lowest priority 4

Consider an expected collection of four 2-paths $P_1 = u_1-v_1$, $P_2 = u_2-v_2$, $P_3 = u_3-v_3$, $P_4 = u_4-v_4$, and two 3-paths $P_5 = u-w-v$, $P_6 = u'-w'-v'$ in \mathcal{Q} . The four 2-paths can be separated into two pairs, each of which are adjacent in the graph G , thus we can replace them by two new 3-paths while leaving two singletons, which are adjacent to P_5 and P_6 , respectively (see Figure 2.6 for illustrations). We distinguish three classes of configurations for the expected collection in this operation, for which the replacement collection consists of four new 3-paths and a new 2-path.

In the first class, the two singletons are adjacent to P_5 and P_6 at endpoints, say u and u' , respectively; additionally, one of the five edges (u, v') , (v, u') , (w, v') , (v, w') , (v, v') is in E (see Figure 2.6a for an illustration). In the example illustrated in the Figure 2.6a, if $(u, v') \in E$, then OPERATION 4-1-BY-1-3 replaces the expected collection by four new 3-paths $v_1-u_2-v_2$, $v_3-u_4-v_4$, u_1-u-v' , $u_3-u'-w'$, and a new 2-path $w-v$.

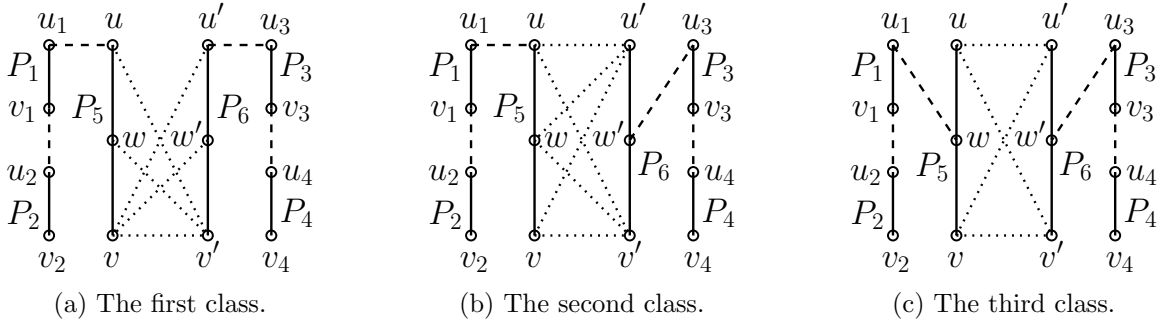


Figure 2.6: The three classes of configurations of the expected collections for an OPERATION 4-2-BY-1-4, where solid edges are in \mathcal{Q} , dashed edges are in E but outside of \mathcal{Q} , and dotted edges could be in E but outside of \mathcal{Q} . In every class, each dotted edge between P_5 and P_6 corresponds to one configuration.

In the second class, one singleton is adjacent to an endpoint of a 3-path, say u on P_5 , and the other singleton is adjacent to the midpoint w' of P_6 ; additionally, one of the six edges (u, u') , (u, v') , (w, u') , (w, v') , (v, u') , (v, v') is in E (see Figure 2.6b for an illustration). In the example illustrated in Figure 2.6b, if $(u, u') \in E$, then OPERATION 4-1-BY-1-3 replaces the expected collection by four new 3-paths $v_1-u_2-v_2$, $v_3-u_4-v_4$, u_1-u-u' , $u_3-w'-v'$, and a new 2-path $w-v$.

In the third class, the two singletons are adjacent to the midpoints of the two 3-paths, w and w' , respectively; additionally, one of the four edges (u, u') , (u, v') , (v, u') , (v, v') is in E (see Figure 2.6c for an illustration). In the example illustrated in Figure 2.6c, if $(u, u') \in E$, then OPERATION 4-1-BY-1-3 replaces the expected collection by four new 3-paths $v_1-u_2-v_2$, $v_3-u_4-v_4$, u_1-w-v , $u_3-w'-v'$, and a new 2-path $u-u'$.

2.2 The complete local search algorithm APPROX

The first step of our local search algorithm APPROX is to compute a 3-path partition \mathcal{Q} with the least 1-paths. The second step is iterative, and in each iteration the algorithm tries to apply one of the four local operations, from the highest priority to the lowest, by finding a corresponding expected collection and determining the subsequent replacement collection. When no expected collection can be found, the second step terminates. The algorithm outputs the achieved 3-path

partition \mathcal{Q} as the solution. A high-level description of the complete algorithm APPROX is depicted in Figure 2.7.

Algorithm APPROX on $G = (V, E)$:

Step 1. Compute a 3-path partition \mathcal{Q} with the least 1-paths in G ;

Step 2. Iteratively perform:

- 2.1. if OPERATION 3-0-BY-0-2 applies, update \mathcal{Q} and break;
- 2.2. if OPERATION 3-1-BY-0-3 with priority 2.1 applies, update \mathcal{Q} and break;
- 2.3. if OPERATION 3-1-BY-0-3 with priority 2.2 applies, update \mathcal{Q} and break;
- 2.4. if OPERATION 4-1-BY-1-3 applies, update \mathcal{Q} and break;
- 2.5. if OPERATION 4-2-BY-1-4 applies, update \mathcal{Q} and break;

Step 3. Return \mathcal{Q} .

Figure 2.7: A high-level description of the local search algorithm APPROX.

Step 1 runs in $O(nm)$ time [1]. Note that there are $O(n)$ 2-paths and $O(n)$ 3-paths in \mathcal{Q} at the beginning of Step 2, and therefore there are $O(n^6)$ *original* candidate collections to be examined, since a candidate collection has a maximum size of 6. When a local operation applies, an iteration ends and the 3-path partition \mathcal{Q} reduces its size by 1, while introducing at most 5 new 2- and 3-paths. These new 2- and 3-paths give rise to $O(n^5)$ *new* candidate collections to be examined in the subsequent iterations. Since there are at most n iterations in Step 2, we conclude that the total number of original and new candidate collections examined in Step 2 is $O(n^6)$. Determining whether a candidate collection is an expected collection, and if so, deciding the corresponding replacement collection, can be done in $O(1)$ time. We thus prove that the overall running time of Step 2 is $O(n^6)$, and consequently prove the following theorem.

Theorem 2.1 *The running time of the algorithm APPROX is in $O(n^6)$.*

3 Analysis of the approximation ratio 4/3

In this section, we show that our local search algorithm APPROX is a 4/3-approximation for 3PP. The performance analysis is done through amortization.

The 3-path partition produced by the algorithm APPROX is denoted as \mathcal{Q} ; let \mathcal{Q}_i denote the sub-collection of i -paths in \mathcal{Q} , for $i = 1, 2, 3$, respectively. Let \mathcal{Q}^* be an optimal 3-path partition, *i.e.*, it achieves the minimum total number of paths, and let \mathcal{Q}_i^* denote the sub-collection of i -paths in \mathcal{Q}^* , for $i = 1, 2, 3$, respectively. Since our \mathcal{Q} contains the least 1-paths among all 3-path partitions for G , we have

$$|\mathcal{Q}_1| \leq |\mathcal{Q}_1^*|. \quad (1)$$

Since both \mathcal{Q} and \mathcal{Q}^* cover all the vertices of V , we have

$$|\mathcal{Q}_1| + 2|\mathcal{Q}_2| + 3|\mathcal{Q}_3| = n = |\mathcal{Q}_1^*| + 2|\mathcal{Q}_2^*| + 3|\mathcal{Q}_3^*|. \quad (2)$$

Next, we prove the following inequality which gives an upper bound on $|\mathcal{Q}_2|$, through an amortized analysis:

$$|\mathcal{Q}_2| \leq |\mathcal{Q}_1^*| + 2|\mathcal{Q}_2^*| + |\mathcal{Q}_3^*|. \quad (3)$$

Combining Eqs. (1, 2, 3), it follows that

$$3|\mathcal{Q}_1| + 3|\mathcal{Q}_2| + 3|\mathcal{Q}_3| \leq 4|\mathcal{Q}_1^*| + 4|\mathcal{Q}_2^*| + 4|\mathcal{Q}_3^*|, \quad (4)$$

that is, $|\mathcal{Q}| \leq \frac{4}{3}|\mathcal{Q}^*|$, and consequently the following theorem holds.

Theorem 3.1 *The algorithm APPROX is an $O(n^6)$ -time $4/3$ -approximation for the 3PP problem, and the performance ratio $4/3$ is tight for APPROX.*

In the amortized analysis, each 2-path of \mathcal{Q}_2 has one token (*i.e.*, $|\mathcal{Q}_2|$ tokens in total) to be distributed to the paths of \mathcal{Q}^* . The upper bound in Eq. (3) will immediately follow if we prove the following lemma.

Lemma 3.1 *There is a distribution scheme in which*

1. every 1-path of \mathcal{Q}_1^* receives at most 1 token;
2. every 2-path of \mathcal{Q}_2^* receives at most 2 tokens;
3. every 3-path of \mathcal{Q}_3^* receives at most 1 token.

In the rest of the section we present the distribution scheme that satisfies the three requirements stated in Lemma 3.1.

Denote $E(\mathcal{Q}_2)$, $E(\mathcal{Q}_3)$, $E(\mathcal{Q}_2^*)$, $E(\mathcal{Q}_3^*)$ as the set of all the edges on the paths of \mathcal{Q}_2 , \mathcal{Q}_3 , \mathcal{Q}_2^* , \mathcal{Q}_3^* , respectively, and $E(\mathcal{Q}^*) = E(\mathcal{Q}_2^*) \cup E(\mathcal{Q}_3^*)$. In the subgraph of $G(V, E(\mathcal{Q}_2) \cup E(\mathcal{Q}^*))$, only the midpoint of a 3-path of \mathcal{Q}_3^* may have degree 3, *i.e.*, incident with two edges of $E(\mathcal{Q}^*)$ and an edge of $E(\mathcal{Q}_2)$, while all the other vertices have degree at most 2 since each is incident with at most one edge of $E(\mathcal{Q}_2)$ and at most one edge of $E(\mathcal{Q}^*)$.

Our distribution scheme consists of two phases. We define two functions $\tau_1(P)$ and $\tau_2(P)$ to denote the fractional amount of token received by a path $P \in \mathcal{Q}^*$ in Phase 1 and Phase 2, respectively; we also define the function $\tau(P) = \tau_1(P) + \tau_2(P)$ to denote the total amount of token received by the path $P \in \mathcal{Q}^*$ at the end of our distribution process. Then, we have $\sum_{P \in \mathcal{Q}^*} \tau(P) = |\mathcal{Q}_2|$.

3.1 Distribution process Phase 1

In Phase 1, we distribute all the $|\mathcal{Q}_2|$ tokens to the paths of \mathcal{Q}^* (*i.e.*, $\sum_{P \in \mathcal{Q}^*} \tau_1(P) = |\mathcal{Q}_2|$) such that a path $P \in \mathcal{Q}^*$ receives some token from a 2-path $u-v \in \mathcal{Q}_2$ only if u or v is (or both are) on P , and the following three requirements are satisfied:

1. $\tau_1(P_i) \leq 1$ for $\forall P_i \in \mathcal{Q}_1^*$;
2. $\tau_1(P_j) \leq 2$ for $\forall P_j \in \mathcal{Q}_2^*$;
3. $\tau_1(P_\ell) \leq 3/2$ for $\forall P_\ell \in \mathcal{Q}_3^*$.

In this phase, the one token held by each 2-path of \mathcal{Q}_2 is breakable but can only be broken into two halves. So for every path $P \in \mathcal{Q}^*$, $\tau_1(P)$ is a multiple of $1/2$.

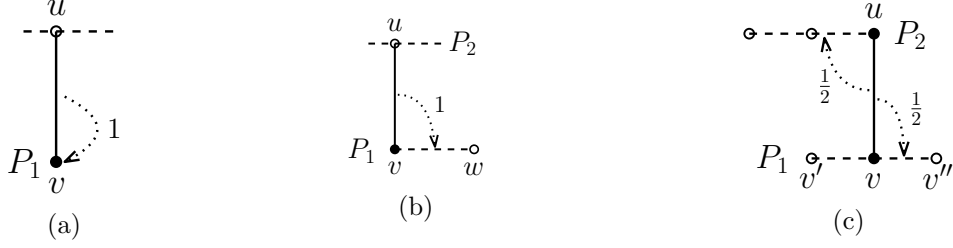


Figure 3.1: Illustrations of the token distribution scheme in Phase 1, where solid edges are in $E(Q_2)$ and dashed edges are in $E(Q^*)$. In Figure 3.1c, u or v can be either an endpoint or the midpoint of the corresponding 3-path of Q_3^* .

For each 2-path $u-v \in Q_2$, at most one of u and v can be a singleton of Q^* . If $P_1 = v \in Q_1^*$, then the whole 1 token of the path $u-v$ is distributed to v , that is, $\tau_1(v) = 1$ (see Figure 3.1a for an illustration). This way, we have $\tau_1(P) \leq 1$ for $\forall P \in Q_1^*$.

For a 2-path $u-v \in Q_2$, we consider the cases when both u and v are incident with an edge of $E(Q^*)$. If one of u and v , say v , is incident with an edge of $E(Q_2^*)$, that is, v is on a 2-path $P_1 = v-w \in Q_2^*$, then the 1 token of the path $u-v$ is given to the path $P_1 \in Q_2^*$ (see Figure 3.1b for an illustration). Note that if u is also on a 2-path $P_2 \in Q_2^*$ and $P_2 \neq P_1$, then the path P_2 receives no token from the path $u-v$. The choice of which of the two vertices u and v comes first does not matter. This way, we have $\tau_1(P) \leq 2$ for $\forall P \in Q_2^*$ since the 2-path $P_1 \in Q_2^*$ might receive another token from a 2-path of Q_2 incident at w .

Next, we consider the cases for a 2-path $u-v \in Q_2$ in which each of u and v is incident with an edge of $E(Q_3^*)$. Consider a 3-path $P_1 \in Q_3^*$: $v'-v-v''$. We distinguish two cases for a vertex of P_1 to determine the amount of token received by P_1 (see Figure 3.1c for an illustration). In the first case, either the vertex, say v' , is not on any path of Q_2 or it is on a path of Q_2 with 0 token left, then P_1 receives no token *through vertex v'* . In the second case, the vertex, say v (the following argument also applies to the other two vertices v' and v''), is on a path $u-v \in Q_2$ holding 1 token, and consequently u must be on a 3-path $P_2 \in Q_3^*$, then the 1 token of $u-v$ is broken into two halves, with $1/2$ token distributed to P_1 through vertex v and the other $1/2$ token distributed to P_2 through vertex u . This way, we have $\tau_1(P) \leq 3/2$ for $\forall P \in Q_3^*$ since the 3-path $P_1 \in Q_3^*$ might receive another $1/2$ token through each of v' and v'' .

3.2 Distribution process Phase 2

In Phase 2, we will transfer the extra $1/2$ token from every 3-path $P \in Q_3^*$ with $\tau_1(P) = 3/2$ to some other paths of Q^* in order to satisfy the three requirements of Lemma 3.1. In this phase, each $1/2$ token can be broken into two quarters, thus for a path $P \in Q^*$, $\tau_2(P)$ is a multiple of $1/4$.

Consider a 3-path $P_1 = v''-v'-v \in Q_3^*$. We observe that if $\tau_1(P_1) = 3/2$, then each of v , v' , and v'' must be incident with an edge of $E(Q_2)$, such that the other endpoint of the edge is also on a 3-path of Q_3^* (see the last case in Phase 1). Since there are three of them, one of v , v' and v'' , say v , on an edge $(u, v) \in E(Q_2)$, has the associated vertex u on a distinct 3-path $P_2 \in Q_3^*$ (that is, $P_2 \neq P_1$). Let w be a vertex adjacent to u on P_2 , *i.e.*, (u, w) is an edge on P_2 . (See Figure 3.2 for an illustration.) We can verify the following claim.

Claim 3.1 *The vertex w is on a 3-path of Q_3 , being either an endpoint or the midpoint.*

PROOF. See Figure 3.2 for an illustration. Firstly, w cannot collide into any of u', u'' since otherwise the three 2-paths $u-v, u'-v', u''-v''$ could be replaced due to OPERATION 3-0-BY-0-2. Then, suppose w is on a 2-path $w-x$ of \mathcal{Q}_2 , then the three 2-paths $u-v, u'-v', w-x$ could be replaced due to OPERATION 3-0-BY-0-2. Lastly, suppose w is a singleton of \mathcal{Q}_1 , then w and the 2-path $u-v$ could be merged to a 3-path so that \mathcal{Q} is not a partition with the least 1-paths, a contradiction. Thus, w cannot be a singleton of \mathcal{Q}_1 or on any 2-path of \mathcal{Q}_2 , and the claim is proved. \square

We conclude from Claim 3.1 that $\tau_1(P_2) \leq 1$, and we have the following lemma.

Lemma 3.2 *For any 3-path $P_1 \in \mathcal{Q}_3^*$ with $\tau_1(P_1) = 3/2$, there must be another 3-path $P_2 \in \mathcal{Q}_3^*$ with $\tau_1(P_2) \leq 1$ such that*

1. $u-v$ is a 2-path of \mathcal{Q}_2 , where v is on P_1 and u is on P_2 , and
2. any vertex adjacent to u on P_2 is on a 3-path P_3 of \mathcal{Q}_3 .

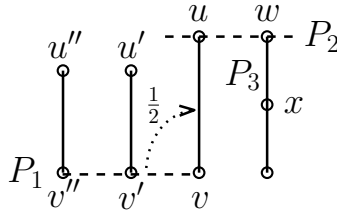


Figure 3.2: An illustration of a 3-path $P_1 = v-v'-v'' \in \mathcal{Q}_3^*$ with $\tau_1(P_1) = 3/2$, where $u-v, u'-v', u''-v'' \in E(\mathcal{Q}_2)$. The vertex u is on a distinct 3-path $P_2 \in E(\mathcal{Q}_3^*)$; the vertex w is on P_2 and is adjacent to u ; w is either the midpoint or an endpoint of a 3-path $P_3 \in \mathcal{Q}_3$.

The first step of Phase 2 is to transfer this extra $1/2$ token back from P_1 to the 2-path $u-v$ through vertex v (see Figure 3.2 for an illustration). Thus, we have $\tau_2(P_1) = -1/2$ and $\tau(P_1) = 3/2 - 1/2 = 1$.

Using Lemma 3.2 and its notation, let x_1 and y_1 be the other two vertices on P_3 (i.e., $P_3 = w-x_1-y_1$ or $P_3 = x_1-x-y_1$). Denote $P_4 \in \mathcal{Q}^*$ ($P_5 \in \mathcal{Q}^*$, respectively) as the path where x_1 (y_1 , respectively) is on. Next, we will transfer the $1/2$ token from $u-v$ to the paths P_4 or/and P_5 through some *pipe* or *pipes*.

We define a *pipe* $r \rightarrow s \rightarrow t$, where r is an endpoint of a *source* 2-path of \mathcal{Q}_2 ($u-v$ here) which receives $1/2$ token in the first step of Phase 2, (r, s) is an edge on a 3-path $P' \in \mathcal{Q}_3^*$ with $\tau_1(P') \leq 1$ ($P' = P_2$ here), s and t are both on a 3-path of \mathcal{Q}_3 (P_3 here), and t is a vertex on the *destination* path of \mathcal{Q}^* (P_4 or P_5 here) which will receive token from the source 2-path of \mathcal{Q}_2 . That is, the pipe $r \rightarrow s \rightarrow t$ will transfer some token from the source 2-path of \mathcal{Q}_2 to the destination path of \mathcal{Q}^* . r and t are called the *head* and *tail* of the pipe, respectively. For example, in Figure 3.3a, there are four possible pipes $u \rightarrow w \rightarrow x_1$, $u \rightarrow w \rightarrow y_1$, $u'' \rightarrow w \rightarrow x_1$, and $u'' \rightarrow w \rightarrow y_1$. We distinguish the cases, in which the two destination paths P_4 and P_5 belong to different combinations of \mathcal{Q}_1^* , \mathcal{Q}_2^* , \mathcal{Q}_3^* , to determine how they receive token from source 2-paths through some pipe or pipes.

Recall that u can be either an endpoint or the midpoint of P_2 . We distinguish the following cases with u being an endpoint of P_2 (the cases for u being the midpoint can be discussed the same), that is, $P_2 = u-w-u''$, depending on which of \mathcal{Q}_1^* , \mathcal{Q}_2^* , \mathcal{Q}_3^* the two destination paths P_4 and P_5 belong to, to determine the upper bounds on $\tau(P_4)$ and $\tau(P_5)$.

Case 1. At least one of P_4 and P_5 is a singleton of \mathcal{Q}_1^* , say $P_4 = x_1 \in \mathcal{Q}_1^*$ (see Figure 3.3 for illustrations). In this case, we have $\tau_1(P_4) = 0$, so we transfer the $1/2$ token from $u-v$ to P_4 through pipe $u \rightarrow w \rightarrow x_1$. We observe that if P_5 is also a 3-path of \mathcal{Q}_3^* , with (y_1, y_2) being an edge on P_5 , then $y_2 \rightarrow y_1 \rightarrow x_1$ is a candidate pipe through which P_4 could receive another $1/2$ token. We distinguish the following two sub-cases based on whether w is an endpoint or the midpoint of P_3 to determine all the possible pipes through each of which could P_4 receive $1/2$ token.

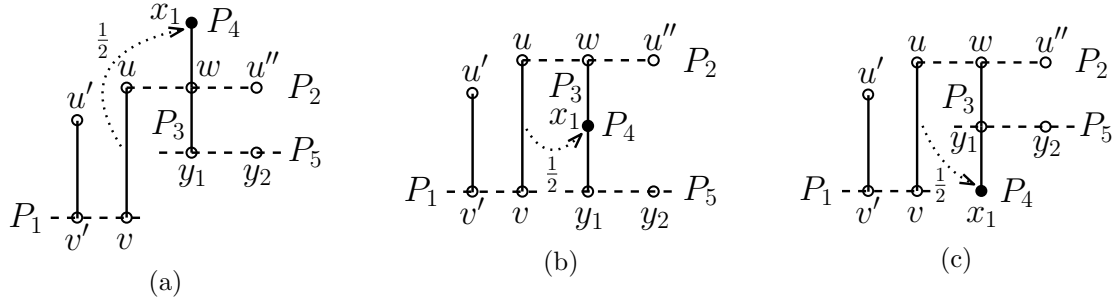


Figure 3.3: The cases when P_4 is a singleton of \mathcal{Q}_1^* , where solid edges are in $E(\mathcal{Q}_2)$ or $E(\mathcal{Q}_3)$ and dashed edges are in $E(\mathcal{Q}^*)$. x_1 is the tail of the pipe through which the destination path P_4 could receive $1/2$ token from the source 2-path $u-v$.

Sub-case 1.1. w is the midpoint of $P_3 = x_1-w-y_1$ (see Figure 3.3a for an illustration). If $P_5 \in \mathcal{Q}_3^*$, with (y_1, y_2) being an edge on P_5 , then y_2 cannot be on a 2-path of \mathcal{Q}_2 (suppose y_2 is on a 2-path $P'' \in \mathcal{Q}_2$, then the three 2-paths $u-v$, $u'-v'$, P'' , and the 3-path P_3 could be replaced due to OPERATION 3-1-BY-0-3). Therefore, only through pipe $u'' \rightarrow w \rightarrow x_1$ could P_4 receive another $1/2$ token. Thus, $\tau_2(P_4) \leq 1/2 \times 2 = 1$, implying $\tau(P_4) \leq 0 + 1 = 1$.

Sub-case 1.2. w is an endpoint of P_3 , *i.e.*, either $P_3 = w-x_1-y_1$ (see Figure 3.3b for an illustration) or $P_3 = w-y_1-x_1$ (see Figure 3.3c for an illustration). In each sub-case, u'' cannot be the head of any pipe (*i.e.*, there does not exist a path $u''-v''-v'''-u'''$, where $u''-v''$, $v'''-u''' \in \mathcal{Q}_2$ and $v''-v''' \in \mathcal{Q}_2^*$, since otherwise, the four 2-paths $u-v$, $u'-v'$, $u''-v''$, $v'''-u'''$, and the 3-path P_3 could be replaced due to OPERATION 4-1-BY-1-3). If $P_5 \in \mathcal{Q}_3^*$, with (y_1, y_2) being an edge on P_5 , then y_2 in Figure 3.3b cannot be on a 2-path of \mathcal{Q}_2 (suppose y_2 is on a 2-path $P'' \in \mathcal{Q}_2$, then the three 2-paths $u-v$, $u'-v'$, P'' , and the 3-path P_3 could be replaced due to OPERATION 3-1-BY-0-3); y_2 in Figure 3.3c cannot be the head of any pipe (*i.e.*, there does not exist a path $y_2-z-z'-y'$, where y_2-z , $z'-y' \in \mathcal{Q}_2$ and $z-z' \in \mathcal{Q}_2^*$, since otherwise, the three 2-paths $u-v$, y_2-z , $z'-y'$, and the 3-path P_3 could be replaced due to OPERATION 3-1-BY-0-3). Therefore, through no other pipe could P_4 receive any other token in either sub-case. Thus, $\tau_2(P_4) \leq 1/2$, implying $\tau(P_4) \leq 0 + 1/2 = 1/2$.

Case 2. Both P_4 and P_5 are paths of $\mathcal{Q}_2^* \cup \mathcal{Q}_3^*$ (see Figure 3.4 for illustrations). We distinguish two sub-cases based on whether w is an endpoint or the midpoint of P_3 to determine how to transfer the $1/2$ token from the source 2-path $u-v$ to P_4 or P_5 or both.

Sub-case 2.1. w is an endpoint of $P_3 = w-x_1-y_1$, with y_1 on P_5 (see Figure 3.4a for an illustration). In this sub-case, we transfer the $1/2$ token from the source 2-path $u-v$ to P_5 through pipe $u \rightarrow w \rightarrow y_1$. Similar to the sub-case shown in Figure 3.3b, if (y_1, y_2) is an edge on P_5 , then y_2 cannot be on a 2-path of \mathcal{Q}_2 due to OPERATION 3-1-BY-0-3. Thus, through no other pipe with tail y_1 could P_5 receive any other token. Therefore, P_5 could receive at most $1/2$ token through pipes with tail y_1 .

Sub-case 2.2. w is the midpoint of $P_3 = x_1-w-y_1$ (see Figure 3.4b). In this sub-case, we break the $1/2$ token holding by the source 2-path $u-v$ into two quarters, with $1/4$ transferred to

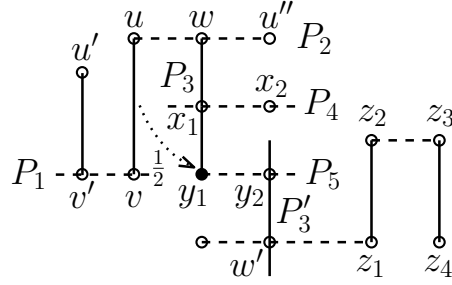


Figure 3.5: An illustration of y_2 in Figure 3.4a being the tail of a pipe, say $z_1 \rightarrow w' \rightarrow y_2$, which could never happen due to OPERATION 4-2-BY-1-4.

Claim 3.3 implies that through no pipe with tail y_2 in Figure 3.4a or in Figure 3.4b (with tail x_2 in Figure 3.4b, respectively) could P_5 (P_4 , respectively) receive any other token. That is, if P_5 (P_4 , respectively) is a 2-path or a 3-path with y_1 (x_1 , respectively) being the midpoint, then it could receive token only through pipes with tail y_1 (x_1 , respectively), thus we have $\tau_2(P_5) \leq 1/2$ ($\tau_2(P_4) \leq 1/2$, respectively).

Next, we discuss the cases when P_5 in Figure 3.4a is a 3-path, with y_1 being an endpoint. The same argument applies to the cases when P_5 in Figure 3.4b is a 3-path, with y_1 being an endpoint, and the cases when P_4 in Figure 3.4b is a 3-path with x_1 being an endpoint. Let $P_5 = y_1-y_2-y_3$ (see Figure 3.6 for an illustration). According to Claim 3.3, P_5 could only receive token through pipes with tail y_1 or y_3 . We distinguish the following three cases based on whether y_3 is on a path of \mathcal{Q}_1 , or \mathcal{Q}_2 , or \mathcal{Q}_3 .

- If y_3 is a singleton of \mathcal{Q}_1 , then we have $\tau_1(P_5) = 0$, and thus with the $1/2$ token received through pipe $u \rightarrow w \rightarrow y_1$, we have $\tau_2(P_5) \leq 1/2$, implying $\tau(P_5) \leq 1/2$.
- If y_3 is on a 2-path of \mathcal{Q}_2 , then we have $\tau_1(P_5) \leq 1/2$, and thus with the $1/2$ token received through pipe $u \rightarrow w \rightarrow y_1$, we have $\tau_2(P_5) \leq 1/2$, implying $\tau(P_5) \leq 1$.
- If y_3 is on a 3-path of \mathcal{Q}_3 , then we have $\tau_1(P_5) = 0$. y_3 could either be the tail of a pipe as y_1 in Sub-case 2.1 (Figure 3.4a), or be the tail of at most two pipes as x_1 or y_1 in Sub-case 2.2 (Figure 3.4b). For any of these sub-cases, P_5 could receive at most $1/2$ token through pipes with tail y_3 . Thus, with the $1/2$ token received through pipe $u \rightarrow w \rightarrow y_1$, we have $\tau_2(P_5) \leq 1/2 + 1/2 = 1$, implying $\tau(P_5) \leq 0 + 1 = 1$.

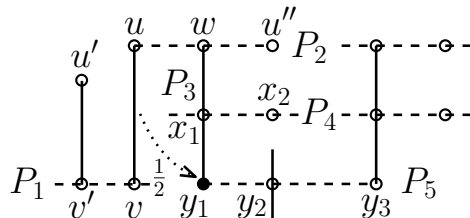


Figure 3.6: An illustration of y_1 being an endpoint of P_5 in Figure 3.4a, where $P_5 = y_1-y_2-y_3$, solid edges are in $E(\mathcal{Q})$ and dashed edges are in $E(\mathcal{Q}^*)$. y_3 could be on a path of \mathcal{Q}_1 , \mathcal{Q}_2 , or \mathcal{Q}_3 .

From the above discussions, we conclude that for any $P \in \{P_4, P_5\}$, if $\tau_2(P) > 0$, then we have $\tau_1(P) \leq 1/2$ and $\tau_2(P) \leq 1$, and it falls into one of the following four scenarios:

1. If w is an endpoint of P_3 and $\tau_1(P) = 0$, then there are at most two pipes through each of which could P receive $1/2$ token. That is, $\tau_2(P) \leq 1/2 \times 2 = 1$, implying $\tau(P) \leq 0 + 1 = 1$.
2. If w is an endpoint of P_3 and $\tau_1(P) = 1/2$, then only through one pipe could P receive the $1/2$ token. That is, $\tau_2(P) \leq 1/2$, implying $\tau(P) \leq 1/2 + 1/2 = 1$.
3. If w is the midpoint of P_3 and $\tau_1(P) = 0$, then there are at most four pipes through each of which could P receive $1/4$ token. That is, $\tau_2(P) \leq 1/4 \times 4 = 1$, implying $\tau(P) \leq 0 + 1 = 1$.
4. If w is an endpoint of P_3 and $\tau_1(P) = 1/2$, then there are at most two pipes through each of which could P receive $1/4$ token. That is, $\tau_2(P) \leq 1/4 \times 2 = 1/2$, implying $\tau(P) \leq 1/2 + 1/2 = 1$.

In summary, for any $P_1 \in \mathcal{Q}^*$ with $\tau_1(P_1) = 3/2$, we have $\tau_2(P_1) = -1/2$; for any $P \in \mathcal{Q}^*$ with $\tau_2(P) > 0$, we have $\tau_1(P) = 0$ if $\tau_2(P) \leq 1$, or $\tau_1(P) \leq 1/2$ if $\tau_2(P) \leq 1/2$. Therefore, at the end of Phase 2, we have

1. $\tau(P_i) \leq 1$ for $\forall P_i \in \mathcal{Q}_1^*$,
2. $\tau(P_j) \leq 2$ for $\forall P_j \in \mathcal{Q}_2^*$,
3. $\tau(P_\ell) \leq 1$ for $\forall P_\ell \in \mathcal{Q}_3^*$.

This proves Lemma 3.1.

3.3 A tight instance for the algorithm APPROX

Figure 3.7 illustrates a tight instance, in which our solution 3-path partition \mathcal{Q} contains nine 2-paths and three 3-paths (solid edges) and an optimal 3-path partition \mathcal{Q}^* contains nine 3-paths (dashed edges). Each 3-path of \mathcal{Q}^* receives 1 token from the 2-paths in \mathcal{Q} in our distribution process. This instance shows that the performance ratio of $4/3$ is tight for APPROX, thus Theorem 3.1 is proved.

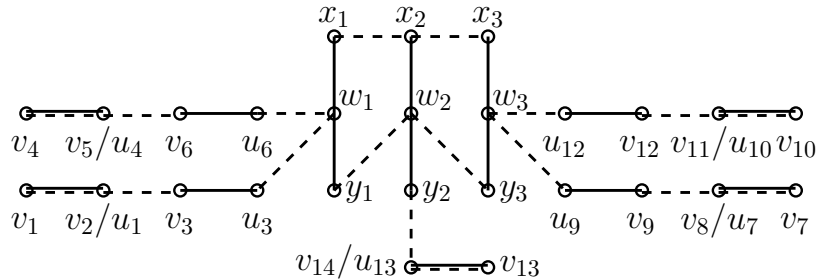


Figure 3.7: A tight instance of 27 vertices, where solid edges represent a 3-path partition produced by APPROX and dashed edges represent an optimal 3-path partition. The edges (u_{3i+1}, v_{3i+1}) , $i = 0, 1, \dots, 4$, are in $E(\mathcal{Q}_2) \cap E(\mathcal{Q}^*)$, shown in both solid and dashed. The vertex u_{3i+1} collides into v_{3i+1} , $i = 0, 1, \dots, 4$. In our distribution process, each of the nine 3-paths in \mathcal{Q}^* receives 1 token from the 2-paths in \mathcal{Q} .

4 Conclusions

We studied the 3PP problem and designed a $4/3$ -approximation algorithm APPROX. APPROX first computes a 3-path partition \mathcal{Q} with the least 1-paths in $O(nm)$ -time, then iteratively applies four

local operations with different priorities to reduce the total number of paths in \mathcal{Q} . The overall running time of APPROX is $O(n^6)$. The performance ratio 4/3 of APPROX is proved through an amortization scheme, using the structure properties of the 3-path partition returned by APPROX. We also show that the performance ratio 4/3 is tight for our algorithm.

The 3PP problem is closely related to the 3-SET COVER problem, but none of them is a special case of the other. The best 4/3-approximation for 3-SET COVER has stood there for more than three decades; our algorithm APPROX for 3PP has the approximation ratio matches up to this best approximation ratio 4/3. We leave it open to better approximate 3PP.

Acknowledgement

YC and AZ were supported by the NSFC Grants 11771114 and 11571252; YC was also supported by the China Scholarship Council Grant 201508330054. RG, GL and YX were supported by the NSERC Canada. LL was supported by the China Scholarship Council Grant No. 201706315073, and the Fundamental Research Funds for the Central Universities Grant No. 20720160035. WT was supported in part by funds from the College of Engineering and Computing at the Georgia Southern University.

References

- [1] Y. Chen, R. Goebel, G. Lin, B. Su, Y. Xu, and A. Zhang. An improved approximation algorithm for the minimum 3-path partition problem. *Journal of Combinatorial Optimization*, 2018. *Accepted for publication*.
- [2] R. Duh and M. Fürer. Approximation of k -set cover by semi-local optimization. In *Proceedings of the Twenty-ninth Annual ACM Symposium on Theory of Computing*, STOC'97, pages 256–264, 1997.
- [3] U. Feige. A threshold of for approximating set cover. *Journal of the ACM*, 45:634–652, 1998.
- [4] D. S. Franzblau and A. Raychaudhuri. Optimal hamiltonian completions and path covers for trees, and a reduction to maximum flow. *ANZIAM Journal*, 44:193–204, 2002.
- [5] M. R. Garey and D. S. Johnson. *Computers and Intractability: A Guide to the Theory of NP-completeness*. W. H. Freeman and Company, San Francisco, 1979.
- [6] A. V. Goldberg and A. V. Karzanov. Maximum skew-symmetric flows and matchings. *Mathematical Programming*, 100:537–568, 2004.
- [7] D. S. Johnson. Approximation algorithms for combinatorial problems. *Journal of Computer and System Sciences*, 9:256–278, 1974.
- [8] R. M. Karp. Reducibility among combinatorial problems. In *Proceedings of a Symposium on the Complexity of Computer Computations*. Springer, Boston, 1972.
- [9] A. Levin. Approximating the unweighted k -set cover problem: Greedy meets local search. In *Proceedings of the 4th International Workshop on Approximation and Online Algorithms (WAOA 2006)*, LNCS 4368, pages 290–301, 2006.

- [10] J. Monnot and S. Toulouse. The path partition problem and related problems in bipartite graphs. *Operations Research Letters*, 35:677–684, 2007.
- [11] R. Raz and S. Safra. A sub-constant error-probability low-degree test, and sub-constant error-probability PCP characterization of NP. In *Proceedings of the 29th Annual ACM Symposium on Theory of Computing (STOC'97)*, pages 475–484, 1997.
- [12] V. Vazirani. *Approximation Algorithms*. Springer, 2001.
- [13] J.-H. Yan, G. J. Chang, S. M. Hedetniemi, and S. T. Hedetniemi. k -path partitions in trees. *Discrete Applied Mathematics*, 78:227–233, 1997.