

# The Definitive Map of the Galactic bulge

Oscar A. Gonzalez, Will Clarkson, Victor P. Debattista,  
 Christian I. Johnson, R. Michael Rich,  
 Giuseppe Bono, Massimo Dall’Ora, John Gizis, Nitya Kallivayalil,  
 Daisuke Kawata, Phil Lucas, Dante Minniti, Ricardo Schiavon,  
 Jay Strader, Rachel Street, Elena Valenti, & Manuela Zoccali

Nov 2018

## Abstract

We recommend configuring the LSST coverage of the inner Galactic plane to allow the production of the definitive age/metallicity map of the Galactic bulge from LSST data, matched to external surveys where appropriate. This will allow the formation history of the Galactic bulge to be reconstructed, as well as furnishing a huge legacy dataset to support one of the key LSST science goals (Mapping the Milky Way). We recommend precise multi-color *grizy* photometry as deeply as spatial crowding will allow (ideally completing early in the project), complemented by a single-filter survey spread over the entire 10-year time baseline. Both strands should cover as broad an area within the Bulge as possible, with image quality sufficient to reach at least the bulge main sequence turn-off in seeing-limited observations. We specify metrics and a figure of merit by which candidate observing strategies could be evaluated with respect to “static” bulge science (proper motions and photometry).

## 1 White Paper Information

1. **Science Category:** Mapping the Milky Way
2. **Survey Type Category:** Wide-Fast-Deep survey
3. **Observing Strategy Category:** An integrated program with science that hinges on the combination of pointing and detailed observing strategy.

#### 4. Author information:

Oscar A. Gonzalez (UK Astronomy Technology Centre: [oscar.gonzalez@stfc.ac.uk](mailto:oscar.gonzalez@stfc.ac.uk))

Will Clarkson (University of Michigan-Dearborn: [wiclarks@umich.edu](mailto:wiclarks@umich.edu))

Victor P. Debattista (UCLAN: [VPDebattista@uclan.ac.uk](mailto:VPDebattista@uclan.ac.uk))

Christian I. Johnson (Harvard-Smithsonian CfA: [cjohnson@cfa.harvard.edu](mailto:cjohnson@cfa.harvard.edu))

R. Michael Rich (UCLA: [rmr@astro.ucla.edu](mailto:rmr@astro.ucla.edu))

Giuseppe Bono (Universita' di Roma)

Massimo Dall'Ora (INAF)

John Gizis (University of Delaware)

Nitya Kallivayalil (University of Virginia)

Daisuke Kawata (University College London)

Phil Lucas (University of Hertfordshire)

Dante Minniti (Universidad Andrés Bello)

Ricardo Schiavon (Liverpool-John Moores University)

Jay Strader (Michigan State University)

Rachel Street (Las Cumbres Observatory)

Elena Valenti (European Southern Observatory)

Manuela Zoccali (P. Universidad Católica))

## 2 Scientific Motivation

Mapping the Milky Way is a key science driver for the LSST project. However, as pointed out by Strader et al. (2018 whitepaper), *half* the stellar mass of the Milky Way (MW) lies in the traditional “zone of avoidance” for the main Wide-Fast-Deep survey. Increasing the coverage of the inner Plane to Wide-Fast-Deep levels would have only a minor impact on science out of the plane (at the 0.03-0.05 mag level; Section 3.11), but would revolutionize the Galactic science delivered by the project (as pointed out in a number of complementary whitepaper-proposals, such as Strader et al., Street et al., Lund et al., Dall’Ora et al., Olsen & Szkody, and Prisinzano & Magrini). Here we add a recommendation that proper sampling of the inner Plane be configured in order to permit uncovering the mysterious formation and evolution history of the Galactic bulge, via proper motions and integrated photometry.

**2.1. Why the Galactic bulge is important:** Sitting at the centers of the potentials of galaxies, bulges are important actors in the formation and evolution of spiral galaxies, but their origins and evolution remain hotly debated. One set of mechanisms invokes the merging of sub-units at high redshift (the so-called “classical bulges,” or alternatively the merging of gas-rich disks; e.g. Immeli et al. 2004; Elmegreen et al. 2008) while the other invokes dynamical instabilities of bars, leading to boxy/peanut-shaped (B/PS) bulges (e.g. Combes & Sanders, 1981; Athanassoula, 2005). More than 75% of barred galaxies in the MW’s mass regime show B/PS bulges (Erwin & Debattista, 2017), as does the MW itself (see Zoccali & Valenti 2016 for a review).

Because it can be studied on a star-by-star basis, the MW bulge offers a unique opportunity to probe the relative formation pathways of galaxy bulges and their hosts. Although we have some confidence in asserting that the evolution of the MW bulge was dominated by dynamical instabilities of the bar, there is evidence that its stellar population is further complicated spatially by age, abundance, and kinematics (see Barbuy et al. 2018 for a review). A number of investigations have addressed these questions, but *LSST offers the best opportunity to answer them by producing a sample of high quality kinematics, ages, and metallicities for millions of stars*. The dynamical instability formation mechanism predicts different spatial and kinematic distributions for stars of different ages and metallicity (Debattista et al. 2017; see also Figure 1). Conversely, a bulge with a significant merger component would primarily differ in the inner  $\sim 5$  degrees, where the clumps come to rest, and along the minor axis, where in the secular scenario the stars are levitated by the bar’s instabilities. *The large scale distribution of relative ages therefore probes the formation history of the MW’s bulge -* and thus that of the majority population of spiral galaxies in the mass regime of the MW.

**2.2. The confusing age distribution of the MW bulge:** While a small intermediate-age population has been uncovered (e.g. Trapp et al., 2018; Deguchi et al., 2000), the age distribution of the majority bulge population remains controversial. Most studies of the Main Sequence turnoff (MSTO) in the bulge colour-magnitude diagram (CMD) suggest that the bulk of bulge stars are  $\sim 10$  Gyr old with at most a few percent ( $< 3\%$ ) of young stars

(e.g. Ortolani et al., 1995; Kuijken & Rich, 2002; Zoccali et al., 2003; Clarkson et al., 2008; Valenti et al., 2013). The comprehensive recent analysis by Renzini et al. (2018) of the four small fields of the HST WFC3 Bulge Treasury Program (Brown et al., 2009) finds that metal-rich and metal-poor stars have a consistent luminosity function at the MSTO, hence appear homogeneously  $\sim 10$  Gyr old, with at most a few percent of stars as young as  $\sim 5$  Gyr. On the other side of the debate, however, Haywood et al. (2016) concluded - also from CMD data - that a wide range of ages in the bulge is required to simultaneously reproduce the narrow width of the observed MSTO and the known spectroscopic metallicity of the same field. Deepening the puzzle, spectroscopic indications from  $\sim 90$  microlensed main sequence stars near the MSTO suggest roughly 20-25% of objects are in the  $< 5$  Gy range (Bensby et al., 2017). As observational studies become increasingly sophisticated, then, the true age distribution in the bulge appears to be growing *less* settled.

**2.3. Why LSST is needed:** All the studies above are hampered by limited coverage of the sky, whether due to the small field of view traditionally suggested for high-precision photometry and proper motion to decontaminate the bulge from foreground objects (e.g. with HST), or due to strong selection effects for certain tracers (such as the microlensed dwarfs of Bensby et al. 2017). However, several groups are showing that seeing-limited wide-field imagers are capable of useful photometry at least as deep as the MSTO: at least five DECam bulge projects are ongoing, with the most relevant to the proposed observations being the Blanco DECam Bulge Survey of Rich (2018). With its huge survey grasp and high specified precision, a survey of the inner Galactic plane with LSST would allow the MW bulge to be *homogeneously* probed over large enough length-scales that the spatial distributions of its constituent tracer populations can finally be mapped. Main measurements:

**2.3.1. Integrated photometry:** An LSST multi-band photometric survey at a  $5\sigma$  depth fainter than the level of the MSTO on the cleaned CMD of the bulge can be used to determine photometric stellar population indices (similarly to those from Brown et al. 2009). We assume that the MSTO in lower latitude fields will be difficult to reach in u-band, even for LSST. However, coupling a 5-band survey (grizy) with JHKs photometry from the Vista Variables in the Via Lactea (VVV; Minniti et al. 2010) survey and its eXtension (VVVX) would compensate for the lack of u-band depth (see for example Casagrande et al. 2019 for  $T_{\text{eff}}$ ,  $[\text{Fe}/\text{H}]$  calibrations), resulting in an impressive 9-band dataset covering from the optical to the near-IR with a  $\sim 25$ y survey time-baseline.

**2.3.2. Proper motions:** LSST should be capable of sufficient proper motion precision ( $\sim 0.3$  mas/yr) to separate bulge stars from the foreground disk, down to the MSTO over most of the bulge. With the capability to sample fields that are too crowded for Gaia, LSST will be able to smoothly extend the Gaia astrometric error curve down to the turn-off even in highly crowded regions (and for  $|b| > 5^\circ$  or so, Gaia motions themselves can be used to improve the LSST proper motions; Ivezić et al. 2012; Rich 2018).

These measurements would produce *global* constraints on the formation and evolution mechanisms at work in MW-like bulges. It would also yield an enormous, homogenous dataset for legacy studies - not just of the bulge itself but also of the disk and inner halo.

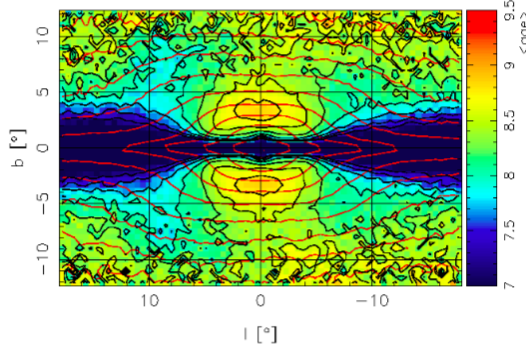


Figure 1: The average age map in a model of a galaxy with a pure boxy/peanut bulge, comparable to the Milky Way, from Debattista et al. (2017). The average age is highest on the minor axis, while away from the axis a range of ages are found. Our proposed LSST survey would enable us to produce the *observational* counterpart of this figure.

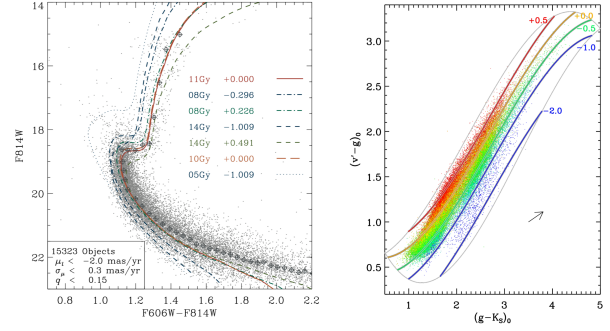


Figure 2: Left: The MSTO age distribution of a proper-motion clean bulge sample in SWEEPS field from Clarkson et al. (2008). Right: Example of a colour-colour calibration, colour-coded by spectroscopic metallicities, from Casagrande et al. (2019). Such photometric calibrations can be used to break the age-metallicity degeneracy at the MSTO level.

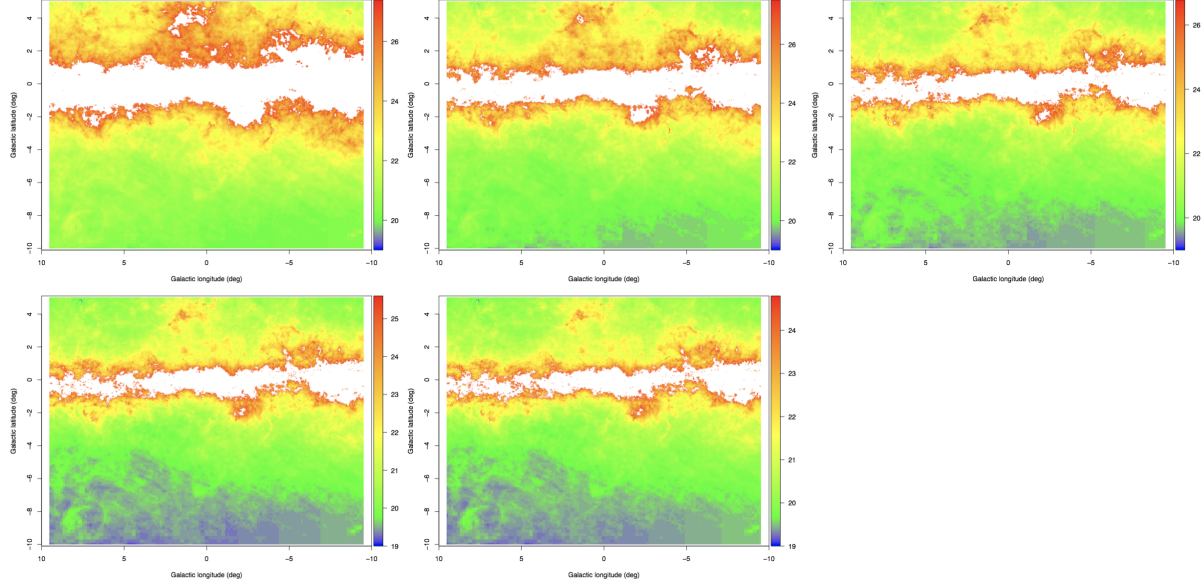


Figure 3: Mean magnitude (grizy, reading left-right and top-bottom) of the bulge Main-Sequence faintest population (10 Gyr, Solar metallicity) in the bulge region covered by the VVV survey (note that VVVX completes the  $5^\circ < b < 10^\circ$  gap in VVV) accounting for reddening (Gonzalez et al., 2012) and bar position angle of  $27^\circ$ . The white areas correspond to the regions where the MSTO magnitude is fainter than the co-added depth in `astro_lsst_01_1004_n128_t9999`. Panels show  $(-10^\circ < l < +10^\circ)$  and  $(-10^\circ < b < +5^\circ)$ .

## 3 Technical Description

### 3.1 High-level description

We suggest partitioning Wide-Fast-Deep-like coverage of the inner Plane into two sub-surveys, each of which is required to achieve the main science objective:

**S1:** A single-band (i-band) multi-epoch sub-survey, with observations spread over the 10 years time-baseline down to  $i=26.8$  mag;

**S2:** a multi-colour sub-survey (S2) mapping the same region as S1 in as many bands as possible (griyz) with 5-sigma depth fainter than the MSTO.

The MSTO of the Galactic bulge changes in magnitude according to the amount of reddening reaching the faintest magnitudes at  $(grizy) = (27.5, 27.3, 26.8, 26.0, 24.5)$  for latitudes  $|b| > 2^\circ$ . S1 will be used for proper-motions  $< 0.3$  mas/yr (or less when coupled with VVV/DECam) which will be used to 'clean' the CMDs obtained with S2 from the disc population so that it can be used to determine population indices with the combination of LSST+VVV filters of the (pure) bulge population at the level of the MSTO and brighter.

(Note that the absence of u-band photometry in our description does not mean that we are advocating LSST should avoid observing the plane in u-band - but merely that we do not rely on u-band photometry for the science communicated in this proposal. Of course, u-band exposures would greatly benefit a variety of science cases in addition to our own; see, e.g. the cadence whitepapers of Strader et al., Dall'Ora et al. and Street et al.)

### 3.2 Footprint – pointings, regions and/or constraints

The survey requires as complete spatial coverage as possible between  $-15^\circ < l < +15^\circ$  and  $-10^\circ < b < +10^\circ$ . Pointings should be the same for S1 and S2.

### 3.3 Image quality

Given the level of crowding of the Galactic bulge region at the level of the MSTO, seeing conditions better than  $0.8''$  are required.

### 3.4 Individual image depth and/or sky brightness

S1 requires multiple visits in only one band, with individual depth of each visit to the MSTO level, spread over the 10 years to improve the accuracy of proper-motions. The individual depth is not particularly relevant for S2, provided that co-added depth is achieved in all bands.

### 3.5 Co-added image depth and/or total number of visits

Multi-band observations are required for S2, in as many bands as possible with resulting co-added depth fainter than the MSTO ( $grizy = (27.5, 27.3, 26.8, 26.0, 24.5)$ ).

Our `OpSim` tests based on `astro_lsst_01_1004_n128_t9999` indicate that the  $5\sigma$  magnitude depth can be reached within the current LSST scheduling across the entire bulge region outside of the area closest to the mid-plane ( $|b| > 2^\circ$ , see Fig. 3). We note that `OpSim` and `sims_MAF` predictions including spatial confusion are somewhat pessimistic compared to experience with DECam, a 4m seeing-limited *ugrizY* imager that in many ways is the pathfinder instrument for LSST. For example, `OpSim` and `sims_MAF` predict that the crowding limit for LSST will be above the MSTO for the low-reddening Baade’s Window (at  $l, b = 1, -4$ , `sims_MAF` suggests limiting magnitude  $y \sim 19$  at  $5\sigma$ ). However, several groups are reaching below the MSTO even in these crowded regions using a handful of DECam exposures per filter per field. The limiting magnitudes achieved in practice with DECam pathfinder surveys are not far below the limiting magnitudes suggested by `OpSim` & `sims_MAF` without considering crowding (typically  $\sim 1$ -2 magnitudes brighter, varying by field, but still fainter than the MSTO in most regions for  $|b| > 2^\circ$ ). We expect the existing `sims_MAF` confusion metric will be made more realistic in light of DECam experience, and so for the present have opted not to include the `sims_MAF` confusion metric in our analysis for this proposal.

### 3.6 Number of visits within a night

We do not have specific constraints on the number of visit for individual nights.

### 3.7 Distribution of visits over time

S1 requires epochs distributed over the entire 10y survey. S2 would strongly benefit from completion of the multi-colour observations during the first year to activate as many early science cases as possible. Such a strategy has proven successful by the excellent scientific outcome of the VVV survey by scheduling multi-colour observations during the first year and subsequent 10-years of multi-epoch Ks imaging. In addition, early completion of the deep observations for S2 would aid programs in time-domain science that require multi-color observations to aid with object classification (e.g. the Plane survey whitepapers by Street et al., Lund et al., Strader et al. and Dall’Ora et al.).

### 3.8 Filter choice

S1 requires multi-epoch observations in i-band. S2 requires multi-colour observations in as many bands as possible from the LSST filter-set (except u-band).

We do not include u-band in this proposal as it would be difficult to match the co-added depth requirements of other bands across the entire survey area. However, we note that shallower u-band coverage would be very valuable for classification of brighter objects and additional metallicity estimates from RGB stars.

### 3.9 Exposure constraints

The number of exposures in a visit should be sufficient for cosmic ray removal, and to permit sufficient dynamic range to reach the bulge MSTO as well as constrain stars on the bulge Giant Branch.

While measurements at the standard  $2 \times 15$  s visit exposure time would fully satisfy our requirements at the level of the MSTO, we note that the RGB tip (which would provide additional information for us as well as activating other science cases) would saturate at the standard exposure time. We therefore suggest the possibility of having (5s+5s) exposure pairs in addition to the standard (15s+15s) pair, or possibly a revised visit sequence consisting of two pairs of unequal exposure duration (e.g. two pairs per visit at 15s+5s per pair). We anticipate iterating with the LSST Project to determine how best to incorporate unequal-exposure pairs into metrics and figure of merit estimates.

### 3.10 Other constraints

No additional constraints.

### 3.11 Estimated time requirement

In this proposal we are advocating a particular distribution of exposures across the ten-year survey time baseline; sufficient depth in the first year to reach the MSTO in even the more reddened regions, in grzy filters (this is the S1 requirement), and a distribution across the entire decade-long baseline in i-band to measure proper motions (S2). Assuming the LSST survey is configured to well-sample the inner Bulge - the simplest version of which would be to extend the Wide-Fast-Deep survey to the inner plane, as advocated in the Strader et al. and Street et al. whitepapers, among others - then our proposal adds **no additional time requirement** to the survey.

With the understanding that the time required for our science would also enable the wide range of inner-Galactic science (see, e.g. the whitepapers of Strader et al., Street et al., Bono et al., Lund et al., Olsen & Skody, and Prisinzano & Magrini), we can make a rough estimate of the time required for this science by applying the nominal exposure specifications under a Wide-Fast-Deep-like cadence, covering the survey region of the bulge, which should be roughly correct even allowing for details such as the incorporation of short exposures. Assuming 40s per visit, WFD-like visit totals per filter per field, considering only exposures in grizy, and assuming that at least 2/3 of the bulge is so covered, we estimate a total of roughly 1000 hours to perform WFD-like coverage over the entire inner bulge region.

A more detailed estimate of the acceptable total time will be provided by the metrics and figure of merit that we specify in this proposal. We point out that a previous assessment of the extension of Wide-Fast-Deep to the inner Plane suggests that only very minor impact to extragalactic science would result (the faint limit in extragalactic fields being impacted only at the 0.03-0.05 mag level, see, e.g. <https://github.com/LSSTScienceCollaborations/ObservingStrategy/issues/355>).



Properties	Importance
Image quality	1
Sky brightness	3
Individual image depth	2
Co-added image depth	1
Number of exposures in a visit	3
Number of visits (in a night)	3
Total number of visits	1
Time between visits (in a night)	3
Time between visits (between nights)	3
Long-term gaps between visits	1
Other (please add other constraints as needed)	

Table 1: **Constraint Rankings:** Summary of the relative importance of various survey strategy constraints. Considerations are given a rank, from 1=very important, 2=somewhat important, 3=not important.

### 3.12 Technical trades

Both spatial coverage and survey depth are critical for this proposal. However, co-added depth to the level of the MSTO is absolutely required for each observed field. In the case of a trade-off between area coverage and field depth, the multi-band co-added depth in every observed field should be prioritized. Area coverage is fundamental for reconstruction of large-scale trends of the bulge stellar populations with kinematics and morphology. Therefore, if survey area is compromised, this proposal would benefit from fields well spread over the requested area ( $-15^\circ < l < +15^\circ$  and  $-10^\circ < b < +10^\circ$ ) rather than sampling a small knot of contiguous fields. The proposal does not place any constraints on number of visits or the timings of those visits beyond the spacing of multi-epoch observations across the 10yr survey.

## 4 Performance Evaluation

Requirements S1 and S2 (see Section 3.1) are both essential for static science. The metric and figure of merit should thus heavily penalize fields that do not satisfy both S1 and S2 (fields covered in two filters only are not useful for this science). In addition, spatial coverage is important; assuming that fully complete coverage may be difficult, a candidate observing strategy that adequately observes a high spatial dispersion of fields is strongly preferred. These considerations find expression in the metrics and figure of merit on the following page.

**Metrics** for LSST Bulge static science:

1. *Depth1g*, *Depth1r*, *Depth1i*, *Depth1z*, *Depth1y*: Formal limiting magnitude at  $5\sigma$  photometric precision after one year of operation, including crowding but updated to account for observational experience towards the inner Plane;
2. *PM10y*: Formal proper motion precision at the apparent magnitude of the bulge main sequence turn-off (the latter could be supplied by lookup table; e.g. Figure 3.)

**Figure of merit** for LSST Bulge static science: We suggest  $FoM \equiv f/f_{\text{ideal}}$ , where

$$f = N_{\text{good}} s_l s_b \quad (1)$$

and  $f_{\text{ideal}}$  represents (1) evaluated for the hypothetical survey with complete coverage of all fields in the survey region. In (1),  $N_{\text{good}}$  is the number of fields for which the following compound condition holds:

- (*Depth1g* > *MSTOg* + 3 mag) & (*Depth1r* > *MSTOr* + 3 mag) &  
 (*Depth1i* > *MSTOi* + 3 mag) & (*Depth1z* > *MSTOz* + 3 mag) &  
 (*Depth1y* > *MSTOy* + 3 mag) & (*PM10y* <  $\mu_{\text{max}}$ )

with  $\mu_{\text{max}}$  the proper motion precision required (which varies with Galactic latitude depending on the existence and capability of existing proper motion catalogs in these regions). The terms  $s_l$  and  $s_b$  are the rms of the field centers in Galactic longitude and latitude (respectively) of only the fields that meet the compound condition above.

## 5 Special Data Processing

Tests based on DECam data (see for example Fig.4) suggest that an approach based around the industry-standard DAOPHOT routines for crowded-field photometry will likely out-perform the pipelines used for the wider LSST survey (bulge regions are far more spatially crowded than most of the main-WFD survey fields, and extended-source photometry is not a major requirement for bulge fields). At this date we anticipate running DAOPHOT-based software pipelines on LSST bulge data.

We expect to request the use of community time on the LSST processing hardware to run these pipelines. Based on experience with massively multi-core architecture when run on DECam data, we anticipate these pipelines will be readily adapted to run on LSST processing architecture. Should the processing needs exceed what is reasonably available through LSST-supported hardware, we would seek institutional partnerships and external funding to support this processing and calibration. The DECam experience (e.g. with the Blanco DECam Bulge Survey, P. I. R. Michael Rich, which uses photometric pipelines developed by Christian I. Johnson) suggests that institutional-level resources are appropriate to producing large, calibrated photometric datasets as long as real-time delivery is not required (i.e. when processing time on the order of weeks-months does not negatively impact the utility of the

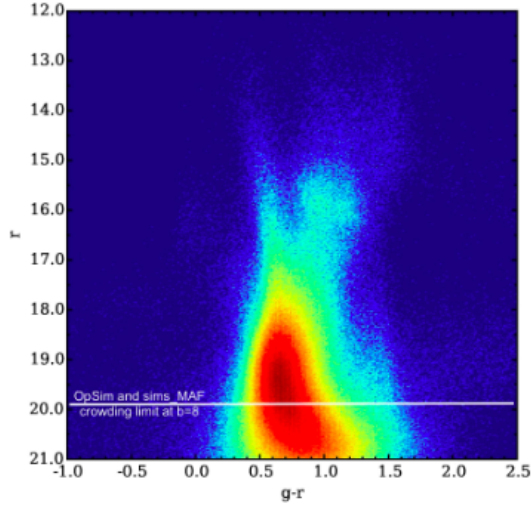


Figure 4: Typical color-magnitude diagram towards the inner bulge, from a handful of DECam images taken as part of the Blanco DECam Bulge Survey (BDBS; PI R. Michael Rich, photometric processing by C. I. Johnson). The MSTO is clearly visible, with the LSST `sims_MAF` suggested faint limit indicated as a horizontal white line. Even in this relatively uncrowded region, DECam is producing useful photometry to a somewhat greater depth than currently suggested by LSST `sims_MAF` performance metrics. We anticipate refinement of the LSST metrics using DECam experience will improve the accuracy of the LSST metrics.

data). To ensure project success, we intend to seek external salary funding at the level of one FTE for at least two years, to support a postdoc-level individual to manage the data processing, calibration, and delivery to the community.

We do anticipate ultimately using the LSST Science Platform to host the 5 billion object catalog (aggregated positions, magnitudes, proper motions, and associated uncertainties) that our mini-survey will generate. These products will resemble a subset of the "Data Release level" (formerly Level-2) standard products, and we expect to iterate with the DM team to determine the best methods to store and host these products.

## 6 References

- Athanassoula, E. 2005, MNRAS, 358, 1477, doi: 10.1111/j.1365-2966.2005.08872.x
- Barbuy, B., Chiappini, C., & Gerhard, O. 2018, ARA&A, 56, 223, doi: 10.1146/annurev-astro-081817-051826
- Bensby, T., Feltzing, S., Gould, A., et al. 2017, A&A, 605, A89, doi: 10.1051/0004-6361/201730560
- Brown, T. M., Sahu, K., Zoccali, M., et al. 2009, AJ, 137, 3172, doi: 10.1088/0004-6256/137/2/3172
- Casagrande, L., Wolf, C., Mackey, A. D., et al. 2019, MNRAS, 482, 2770, doi: 10.1093/mnras/sty2878
- Clarkson, W., Sahu, K., Anderson, J., et al. 2008, ApJ, 684, 1110, doi: 10.1086/590378
- Combes, F., & Sanders, R. H. 1981, A&A, 96, 164
- Debattista, V. P., Ness, M., Gonzalez, O. A., et al. 2017, MNRAS, 469, 1587, doi: 10.1093/mnras/stx947
- Deguchi, S., Fujii, T., Izumiura, H., et al. 2000, ApJS, 128, 571, doi: 10.1086/313393
- Elmegreen, B. G., Bournaud, F., & Elmegreen, D. M. 2008, ApJ, 688, 67, doi: 10.1086/592190
- Erwin, P., & Debattista, V. P. 2017, MNRAS, 468, 2058, doi: 10.1093/mnras/stx620
- Gonzalez, O. A., Rejkuba, M., Zoccali, M., et al. 2012, A&A, 543, A13, doi: 10.1051/0004-6361/201219222
- Haywood, M., Di Matteo, P., Snaith, O., & Calamida, A. 2016, A&A, 593, A82, doi: 10.1051/0004-6361/201628816
- Immeli, A., Samland, M., Gerhard, O., & Westera, P. 2004, A&A, 413, 547, doi: 10.1051/0004-6361:20034282
- Ivezić, Ž., Beers, T. C., & Jurić, M. 2012, ARA&A, 50, 251, doi: 10.1146/annurev-astro-081811-125504
- Kuijken, K., & Rich, R. M. 2002, AJ, 124, 2054, doi: 10.1086/342540
- Minniti, D., Lucas, P. W., Emerson, J. P., et al. 2010, NewA, 15, 433, doi: 10.1016/j.newast.2009.12.002
- Ortolani, S., Renzini, A., Gilmozzi, R., et al. 1995, Nature, 377, 701, doi: 10.1038/377701a0
- Renzini, A., Gennaro, M., Zoccali, M., et al. 2018, ApJ, 863, 16, doi: 10.3847/1538-4357/aad09b
- Rich, R. M. 2018, in IAU Symposium, Vol. 334, Rediscovering Our Galaxy, ed. C. Chiappini, I. Minchev, E. Starkenburg, & M. Valentini, 233–241
- Trapp, A. C., Rich, R. M., Morris, M. R., et al. 2018, ApJ, 861, 75, doi: 10.3847/1538-4357/aac382
- Valenti, E., Zoccali, M., Renzini, A., et al. 2013, A&A, 559, A98, doi: 10.1051/0004-6361/201321962
- Zoccali, M., & Valenti, E. 2016, PASA, 33, e025, doi: 10.1017/pasa.2015.56
- Zoccali, M., Renzini, A., Ortolani, S., et al. 2003, A&A, 399, 931, doi: 10.1051/0004-6361:20021604